

## **TYOLOGY**

### **DEADLIEST AMERICAN DISASTERS AND LARGE LOSS-OF-LIFE EVENTS**

**A Catalog of, and Notes on, Natural and Man-Made Events Causing Ten or More Fatalities  
in America/The United States and its Territories  
Since 1527**

**Homepage:** <http://www.usdeadlyevents.com/>

B. Wayne Blanchard, PhD  
Blue Ridge Summit, PA

Copyright August 2017

**November 29, 2024**

**Go to Homepage to access:**

#### **Chronology**

[https://www.usdeadlyevents.com/wp-content/uploads/2024/10/Chronology-v-60\\_to.pdf](https://www.usdeadlyevents.com/wp-content/uploads/2024/10/Chronology-v-60_to.pdf)

#### **States, District of Columbia and Territories Breakout**

[https://www.usdeadlyevents.com/wp-content/uploads/2021/02/States-v-34\\_to.pdf](https://www.usdeadlyevents.com/wp-content/uploads/2021/02/States-v-34_to.pdf)

#### **Rank-ordering within Types by State**

[https://www.usdeadlyevents.com/wp-content/uploads/2021/02/Rank-Orderingwithin-types-State-v34\\_to.pdf](https://www.usdeadlyevents.com/wp-content/uploads/2021/02/Rank-Orderingwithin-types-State-v34_to.pdf)

#### **Mortality Ranking (Down to 500 Deaths)**

[https://www.usdeadlyevents.com/wp-content/uploads/2020/11/mortality-v32\\_to.pdf](https://www.usdeadlyevents.com/wp-content/uploads/2020/11/mortality-v32_to.pdf)

**Spreadsheet.** (Contains URLs on right side of spreadsheet for several thousand documents which contain narrative information and sources. Range from one page to one hundred pages in length, but usually on the order of three to five pages each.)

<https://www.usdeadlyevents.com/spreadsheet/>

#### **Chart showing the State with the highest number of events by type (10 or more deaths)**

[https://www.usdeadlyevents.com/wp-content/uploads/2020/09/Chart-showing-State-with-Highest-Number-of-Events-v31\\_to.pdf](https://www.usdeadlyevents.com/wp-content/uploads/2020/09/Chart-showing-State-with-Highest-Number-of-Events-v31_to.pdf)

#### **About this project documents:**

<https://www.usdeadlyevents.com/about-project/>

**Listed by number of events:**

<b>Human</b>	
Maritime Sea & Inland water craft	--1,486
Aviation (non-combat)	--1,161
Violence <sup>1</sup>	-- 512
Arson Manslaughter	43
Attacks/Battles (not during war)	57
Bombings	17
Civil War Atrocities/War Crimes	18
Crushing/Trampling/Suffocation	23
Dehydration	2
Forced Marches/Relocations	2
Governmental Use of Force	14
Labor-Related	23
Mass Executions	1
Mass Hanging	1
Mass Murder/Manslaughter <sup>2</sup>	14
Mass Suicide	1
Massacres by Native Americans	82
Massacres of Native Americans	89
Massacres/Atrocities, Other	14
Negligence	1
Plane bombs/deliberately crashed	7
Poisoning (intentional)	1
Political Violence	27
Prison Riots	3
Racial/Ethnic Incidents, Riots	49
Religious Incidents / Riots	9
Sabotage	4
Shootings/Gun Violence <sup>3</sup>	40
School Shootings <sup>4</sup>	--10
Shootout (2-28-1993 Davidians)	1
Shot down by air-to-air missile	1
Terrorism	15
Fires, Structural	-- 411
Mine, Quarry, Tunnel	-- 386
Rail <sup>5</sup>	-- 359

<sup>1</sup> Sub-listings greater than Total due to cross-listings.

<sup>2</sup> See Shootings for Mass Murder using firearms.

<sup>3</sup> Sub-type meant to capture essentially lone-gunner (exceptions e.g. Columbine in 1999 and the couple in San Bernardino 2015). Some will be cross-listed in Violence-School Shootings, and Violence-Terrorism. Do not include shooting events in such Violence sub-types as Labor, Racial, and Religious-Riots violence.

<sup>4</sup> One school bombing (Bath) is included.

**Human (continued)**

Explosions, commercial, indus., mil.	-- 252
Road/Hwy bus, car, coach, truck, van--	149
Structural Failures	-- 135
Bridge/Trestle, Rail	--27
Bridge, Road/Hwy	--11
Buildings/Components--	31
Construction	--21
Dam, Dike, Levee	--35
Other Structural	--13
Hazardous Materials Transportation	-- 38
Tainted Food, Drugs, Medication	-- 16
Carbon Monoxide / Gas Poisoning	-- 12
Wood Alcohol Poisoning	-- 9
Environmental Smog / Pollution	-- 3
Auto Racing Accidents	-- 1

**Natural**

Diseases, infectious/contagious	--1,344
Tornadoes (including outbreaks)	-- 436
Flooding (not including Mines)	-- 217
Hurricanes & Tropical Storms	-- 204
Winter weather events/storms	-- 174
Heat	-- 121
Fog, as Contributing Factor	-- 99
Cold, exposure to excessive (per year)--	83
Fire--Forest, Prairie and Wildfires <sup>6</sup>	-- 36
Hunger and thirst	-- 25
Scurvy	-- 23
Wind Storms/Severe Thunderstorms	-- 22
Landslides, Mudslides, Debris Flows	-- 21
Avalanche/Snowslide	-- 20
Earthquakes	-- 17
Lightning and Lightning-Related	-- 12
Drownings (not watercraft related) <sup>7</sup>	-- 11
Tsunamis	-- 6
Dust/Sand Storm/Dust Bowl-related	-- 5
Volcano	-- 3
Hail (aviation related)	-- 1
Paralytic Shellfish Poisoning (PSP)	-- 1
Pellagra (vitamin B3 deficiency)	-- 1
Southeaster North Pacific Storm (AK)--	1

<sup>5</sup> Trains, electric rail, trolleys, streetcars, subways.

<sup>6</sup> Some wildfires noted were human-caused.

<sup>7</sup> Perhaps could be placed in "Human" caused type.

Also does not include flood or storm surge drownings

## Typologies, Sub-Typologies (Alphabetical) Ten-or-More Deaths Large Loss-of-Life Events

Automobile Racing	--	1	
Avalanche/Snowslide	--	20	
Aviation (non-combat)	--1161 <sup>8</sup>		[Sub-Types to be completed.]
Air Shows and Races	--	3	
Bird Strike	--	3	
Helicopter/Tilt-Rotor	--	42	
Lighter-than-air balloons/blimps/dirigibles	--	8	
Military	--	792	
Parachuting/Skydiving	--	12	
US Shootdown of passenger plane	--	1	
Carbon Monoxide / Gas Poisoning	--	12	
Cold, exposure to excessive natural (per year)	--	83	
Diseases, especially communicable, esp. epidemics <sup>9</sup>	--	1,344	
-- 21 adenovirus infection (sampling)			
-- 12 anthrax			
-- 72 chickenpox			(Sampling.)
-- 23 cholera			
-- 4 COVID-19 (Coronavirus)			
-- 6 croup			(Small sampling.)
-- 19 diarrhoea, enteritis and gastroenteritis of infectious origin			
-- 84 diphtheria			(Sampling.)
-- 57 dysentery / Shigellosis (sometimes listed with diarrhoea until more recent times)			
-- 8 encephalitis, esp. St. Louis Encephalitis and Acute Infectious Encephalitis (viral)			
-- 1 enterovirus outbreak (2014)			
-- 25 German measles (rubella) (Sampling of years.)			
-- 2 Hantavirus			
-- 13 hepatitis (viral/infectious), especially Hepatitis A			
-- 16 HIV (Human Immunodeficiency virus)			
--120 influenza (sometimes including pneumonia in that this is how data was presented)			
-- 5 Legionnaires' (Legionella pneumophila)			
-- 10 leprosy (Hansen's disease)			
-- 1 lung fever (pneumonia)			
-- 37 malaria/malarial fevers			(Sampling.)
-- 83 measles (Rubeola)			(Sampling.)
-- 63 meningococcal meningitis (includes early 19 <sup>th</sup> cent. "spotted fever" & cerebrospinal men.)			
-- 19 mumps			(Sampling)
-- 4 plague			
-- 3 pneumonia & Pleurisy <sup>10</sup>			

<sup>8</sup> This includes events (primarily plane crashes) elsewhere than U.S. soil, where at least 10 Americans died.

<sup>9</sup> An exception is inclusion of scurvy in this typology. Additionally, Legionnaires' is not communicable.

<sup>10</sup> Not uncommon to see influenza and pneumonia listed together in mortality statistics. During Civil War US Army Surgeon Gen. reported on pneumonia and Pleurisy deaths amongst Confederate and Union prisoners of war by camp, which is why we have this category. Pleurisy is an inflammation of the pleura (or chest and lung linings). Top three causes are viral infection (e.g. influenza), bacterial infection (e.g. pneumonia), and fungal infection.

-- 71	polio/acute and late effects of	(Sampling)	
-- 73	scarlet fever (some years include streptococcal sore throat).	Small sampling.	
--109	smallpox	Incomplete sampling of years.	
-- 18	streptococcal toxic shock syndrome		
-- 2	syphilis	two noted thus far – 19,006 deaths in 1940; 2,381 in 1967.	
--106	tuberculosis	Sampling of years to compare with other diseases.	
-- 70	typhoid fever	Sampling of years to compare with other diseases.	
-- 27	typhus/typhus-like fever	Sampling	
-- 63	whooping cough	Sampling of years to compare with other diseases.	
-- 98	yellow fever		
-- 22	Other		
	Drownings (not watercraft, storm surge or flood related)--	11	
	Dust/Sand Storm/Dust Bowl-related	-- 5	
	Earthquakes	-- 17	
	Environmental Smog / Pollution	-- 3	
	Explosions, commercial/industrial/military	--252 (excludes maritime/mining; are separate)	
	Blasting agents/dynamite/explosives		
	fireworks gunpowder/munitions	-- 98	
	Chemicals	-- 17	
	Dust	-- 14	
	Fumes, fuel vapor/natural gas, LNG, LPG--	48	
	Gasoline, Kerosene, Naphtha, Oil	-- 14	
	Machinery, Boilers, Engines	-- 29 (excluding maritime and mining)	
	Other	-- 7	
	Fires -- Forest, Prairie and Wildfires	-- 36	
	Fires, Structural	--411	
	Arson, Bombing	--41	
	Churches	-- 2	
	Commercial (retail)	--21	
	Conflagration, urban	--15	
	Entertainment (Nightclubs, Dance Halls, Gambling Halls, Supper/Social Clubs, Cocktail Lounges)	--19	
	Hotels/motels, country clubs, temp. lodging--	79	
	Industrial – production, manufacturing, warehouses, wholesale	-- 58	
	Institutional – Hospitals	-- 7	
	Institutional – mental asylums and boarding homes	-- 17	
	Institutional – nursing, convalescent, elderly boarding, retirement	-- 38	
	Institutional – Orphanages	-- 6	
	Institutional – Pauper and Poor Houses	-- 4	
	Institutional – Penal (Jails, Penitentiaries, Prisons, Prison Camps, Work Houses –	12	
	Institutional – Schools and Colleges	--13	
	Maritime (Docks)	-- 5	
	Residential (homes, houses)	--28	

Tenements, apartments, boarding houses, row-houses, barracks	--74
Terrorism	-- 4
Theaters and Opera Houses	--11
Other	--10
Flooding and Flash Floods (not including mines)	-- 217
Flash Floods	--100
Fog (as a contributing factor)	-- 99
Hail	-- 1
Hazardous Materials Transportation	-- 38
Heat	-- 121
Hunger and Thirst	-- 25
Hurricanes and Tropical Storms	-- 204
Landslides, Mudslides, Debris Flows	-- 21
Lightning and Lightning-Related	-- 12
Maritime (sea and inland water craft)	--1486
Boiler Flue Collapse, Scalding <sup>11</sup>	-- 15
Collisions	--154
Disease (epidemical outbreaks)	-- 40
Explosions	--222
Fire	--119
Foundering (sinking/capsizing/swamped)	--136
Grounding (bars, reefs, rocks, shore)	--125
Lost (at sea)	--207
Offshore oil platforms/lift boats	-- 7
Snags and Sawyers	-- 43
Storms/gales/high seas	--421 (includes listings also found in hurricanes)
Submarine attacks on civilian vessels	--113 (includes one German torpedo boat attack)
Other	-- 35
Mining, Quarrying, Tunneling, Subsidence	-- 386
Mining	--364
Quarrying	-- 6
Subsidence	-- 1
Tunneling	-- 16
Pellagra (vitamin B3 deficiency/malnutrition)	-- 1
Rail <sup>12</sup>	-- 359
Road/Highway Vehicular Events	-- 149
Automobile, pickup, SUV, van	--36
Bridge or Span Collapse	-- 8
Bus/Motorcoach (non-school-bus)	--52
Multi-vehicle crashes/pileups	-- 8
Rail crossings/collisions with trains	--34
School Buses	--12
Trucks (large)/tractor trailers/tankers	--35

<sup>11</sup> When one or more flues inside a boiler collapse, can cause rupture, or explosion of the boiler and steam release. Include small number of cases of boiler piping breaks or bursts, resulting in scalding injuries and deaths.

<sup>12</sup> Rail type refers to trains, electric rail, trolleys, streetcars, and subways. Includes trains hitting vehicles at crossings

Scurvy (ascorbic acid deficiency)	--	23
Southeaster North Pacific (Alaska) Storm	--	1
Structural Failures	--	135
Bridge/Trestle, Rail	--	27
Bridge, Road/Hwy/pedestrian	--	11
Buildings/Components	--	31
Construction Work	--	21
Dam, Dike, Levee	--	36
Other Structural	--	13
Tainted Food, Drugs, Medications	--	16
Tornadoes (including outbreaks of more than one)	--	436
Tsunamis	--	6
Violence <sup>13</sup>	--	512
Arson Manslaughter/Homicide	--	41
Attacks/Battles/ (not during war)	--	57
Bombings	--	17
Civil War Atrocities/War Crimes	--	18
Crushing/Trampling/Suffocation	--	23
Dehydration	--	2
Forced Marches/Relocations	--	2 (Incomplete – sampling)
Governmental Use of Force	--	15
Labor-Related	--	23
Mass Hanging	--	1
Mass Murder/killing sprees/manslaughter	--	14 (See Shooting Incidents for mass murder using firearms.)
Mass Executions	--	1
Mass Suicide	--	1
Massacres by Native Americans	--	82 (includes several French and Native events)
Massacres of Native Americans	--	88
Massacres/Other	--	15
Negligence	--	1
Planes blown-up/crashed	--	7
Poisoning, intentional	--	1
Political Violence	--	27
Prison Riots	--	3
Racial/Ethnic Incidents/Riots	--	48
Religious Incidents / Riots	--	9
Sabotage	--	4
Shootings/Gun Violence	--	40
School Shootings	--	10 (one school bombing in Bath is included)
Workplace Shootings	--	6
Shootout (2-28-1993 ATF/Davidians)	--	1
Plane shot down by air-to-air missile	--	1
Terrorism	--	15
Volcano Eruptions	--	3
Wind Storms/Severe Thunderstorms	--	22
Winter Weather events, storms	--	174 (Includes spring snow/blizzards.)

<sup>13</sup> Sub-listings greater than total due to cross-listings.

**Top Ten Typologies (number of events in which 10 or more people died)**

1. Maritime/sea & inland water craft	--1,486
2. Diseases, select communicable	--1,344
3. Aviation (non-combat)	--1,161 <sup>14</sup>
4. Violence	-- 512
5. Tornadoes (including outbreaks)	-- 436
6. Fires, Structural	-- 411
7. Mine, Quarry, and Tunnel	-- 386
8. Rail	-- 359 (Trains/electric rail/trolleys/streetcars/subways)
9. Explosions, commercial, indus., mil.	-- 252
10. Flooding (not including Mines)	-- 217

**Continuation of Typologies by number of events in which 10 or more people died.**

11. Hurricanes & Tropical Storms	-- 204
12. Winter Weather events/storms	-- 174
13. Road/Hwy bus, car, coach, truck, van--	149
14. Structural Failures	-- 135
15. Heat	-- 121
16. Fog, as Contributing Factor	-- 99
17. Cold, exposure to excessive (per year)--	83
18. Hazardous Materials Transportation	-- 38
19. Fires -- Forest, Prairie and Wildfires	-- 36
20. Hunger and Thirst	-- 25
21. Scurvy (ascorbic acid deficiency)	-- 23
22. Wind Storms/Severe Thunderstorms	-- 22
23. Landslides, Mudslides, Debris Flows--	21
24. Avalanche/Snowslide	-- 20
25. Earthquakes	-- 17
26. Tainted Food, Drugs, Medications	-- 16
27. Carbon Monoxide / Gas Poisoning	-- 12
28. Lightning and Lightning-Related	-- 12
29. Drownings, esp. swimming (events)	-- 11 (not watercraft, storm surge, or flood related)
30. Wood Alcohol Poisoning	-- 9
31. Tsunamis	-- 6
32. Dust/Sand Storm/Dust Bowl-related	-- 5
33. Environmental Smog / Pollution	-- 3
34. Volcano	-- 3
35. Auto Racing Accidents	-- 1
36. Hail (aviation related)	-- 1
37. Pellagra (vitamin B3 deficiency)	-- 1
38. Southeaster North Pacific (AK) storm--	1
39. Tainted medications	-- 1

<sup>14</sup> This includes events elsewhere than U.S. soil, where at least 10 Americans died – non-combat.

The “Types” noted below could be reorganized into “Natural,” “Man-Made” (Non-Intentional), and “Man-Made (Intentional) – or other broad typologies of one’s preference. However, because of the interrelationships which exist amongst hazard “Types” we have chosen instead to seek to “deconstruct” possible broader characterizations of the disaster “Types” below.

We do not assert a consensus in the hazard, disaster and “what to do about them” (emergency management) communities concerning this chosen methodology. It simply serves to advance the author’s thinking about hazards, hazard risk assessment, and the place of hazard mortality risk within a risk management framework. A more informed awareness of historical disasters might contribute to future risk mitigation.



**AUTOMOBILE RACING Incidents -- Deadliest American**

1. 1911 -- Sep 16, Race Car crashes through fence, Syracuse State Fair, NY -- 10

Other:

2. 2008 -- Feb 16, Car hits street race spectators, Indian Head Highway, Accokeek, MD<sup>15</sup> -- 8
3. 2010 -- Aug 14, Cal 200 Race crash into Crowd, Soggy Dry Lake Bed, Mojave Desert, CA-8
4. 1910 -- Auto Racing Accident, Long Island Motor Parkway, NY -- 4
5. 1913 -- Sep 01, Labor Day Race Wreck, State Fair Grounds, Nashville, TN -- 4
6. 1909 -- Aug 20, Car Racing Wreck, Indianapolis, IN -- 3
7. 1937 -- May 16, Spectators Killed, Langhorne Speedway, Langhorne, PA -- 3
8. 1998 -- July 26, Racing Crash, Spectators Killed, U.S. 500, Brooklyn, MI -- 3
9. 1999 -- May 1, Spectators killed by debris; VisionAire 500 Race crash, Concord, NC -- 3

---

<sup>15</sup> Cross-listed in Road/Highway.

## AVALANCHE/Snow or Ice Slide – Deadliest American – By Fatalities

1.	1910 -- Mar 01, avalanche derails two trains, Stevens Pass, Wellington, WA <sup>16</sup>	--96-118
2.	1906 -- Feb 27, avalanche, Wallace, ID	-- 75
3.	1898 -- Apr 03, avalanche, Palm Sunday outbreak, Chilkoot Trail, Skagway, AK	-- 73
4.	1867 – avalanche hits mining camps, Wasatch Range, Alta, UT	--60-65
5.	1906 -- Feb 29, avalanche, Mace, CO	-- 60
6.	1926 -- Feb 17, avalanche, Sap Gulch, Bingham, UT	--39-40
7.	1885 -- Feb 13, avalanche, Alta, UT	-- 30
8.	1910 -- Feb 27-28, snowslides, Coeur d'Alene District, esp. Mace & Burke, ID	--19-24
9.	1902 -- Feb 28, avalanche, Liberty Bell Mine snow slide, near Telluride, CO	-- 19
10.	1911 -- Mar 10?, avalanches, Mono County, CA	-- 17
11.	1917 -- Feb 25, avalanche, North Star Gold/Lead/Silver Mine snow slide, Hailey, ID	-- 17
12.	1906 -- Mar 18/19, snowstorm, avalanches, CO	-- 16
13.	1884 -- Mar 11~, avalanche, Woodstock, CO	-- ~15
14.	1883 -- Dec 25, avalanche (Mendota Slide), near Telluride, CO	-- 13
15.	1884 -- Mar 07, avalanche, New Emma Mine, Alta, New Cottonwood, UT	-- 12
16.	1911 -- Mar 11, avalanche, Hydro-Electric Company plant employees, Jordan, NV	-- 8-11
17.	1981 -- June 21, ice fall/avalanche, Ingraham Glacier climbers, Mt. Rainier, WA	-- 11
18.	1883 -- Jan 30, avalanche, American Fork Canyon, UT	-- 10
19.	1883 -- Jan 30, avalanche, Howard Smith Coal Mine, near Crested Butte, CO	-- ~10
20.	1899 -- Feb 12, avalanche, Silver Plume, CO	-- 10
<b>Other:</b>		
	1916 -- Jan 22, avalanche hits Cascade Limited train, Cascades, near Corea Station, WA	-- 7-8
	1962 -- Jan 21, Mt. Elbert avalanche, hits homes, Twin Lakes, near Leadville, CO	-- 7
	1982 -- Mar 31, Alpine Meadows, California, avalanche,	-- 7
	2007 -- Feb 17-18, avalanche deaths; Utah (4); Montana (2); Idaho (1)	-- 7
	1999 -- Mar 21, avalanche, snowmobilers buried, Turnagain Pass, Kenai Mts., AK	-- 6
	1993 -- Dec 31, avalanche kills snowmobilers, Swan Range, near Big Fork, MT	-- 5
	2013 -- Apr 20, avalanche, snowboarders, west flank Mt. Sniktau ~Loveland Pass, CO	-- 5

---

<sup>16</sup> Cross-listed in Rail.

**AVALANCHE/Snow or Ice Slide – Deadliest American – Chronological**

1. 1867 -- avalanche, mining camps, Wasatch Range, Alta, UT --60-65
2. 1883 -- Jan 30, avalanche, American Fork Canyon, UT -- 10
3. 1883 -- Jan 30, avalanche, Howard Smith Coal Mine, near Crested Butte, CO -- ~10
4. 1883 -- Dec 25, avalanche (Mendota Slide), Near Telluride, CO -- 13
5. 1884 -- Mar 07, avalanche, New Emma Mine, Alta, UT -- 12
6. 1884 -- Mar 11~, avalanche, Woodstock, CO -- ~15
7. 1885 -- Feb 13, avalanche, Alta, UT -- 30
  
8. 1898 -- Apr 03, avalanche, Palm Sunday outbreak, Chilkoot Trail, Skagway, AK -- 73
9. 1899 -- Feb 12, avalanche, Silver Plume, CO -- 10
  
10. 1902 -- Feb 28, avalanche, Liberty Bell Mine snowslide, Near Telluride, CO -- 19
11. 1906 -- Feb 27, avalanche, Wallace, ID -- 75
12. 1906 -- Feb 29, avalanche, Mace, CO -- 60
13. 1906 -- Mar 18/19, snowstorm and avalanches, CO -- 16
  
14. 1910 -- Mar 01, avalanche derails two trains, Stevens Pass, Wellington, WA --96-118
15. 1910 -- Feb 27-28, snowslides, Coeur d'Alene District, esp. Mace & Burke, ID --19-24
16. 1911 -- Mar 10?, avalanches, Mono County, CA -- 17
17. 1911 -- Mar 11, avalanche, Hydro-Electric Company plant employees, Jordan, NV -- 8-11
- 1916 -- Jan 22, avalanche hits Cascade Limited train, Cascades, near Corea Station, WA--7-8
18. 1917 -- Feb 25, avalanche, North Star Gold/Lead/Silver Mine snowslide, Hailey, ID -- 17
  
19. 1926 -- Feb 17, avalanche, Sap Gulch, Bingham, UT --39-40
  
- 1962 -- Jan 21, Mt. Elbert avalanche hits homes, Twin Lakes, near Leadville, CO -- 7
  
20. 1981 -- June 21, ice fall/avalanche, Ingraham Glacier climbers, Mt. Rainier, WA -- 11
  
- 1982 -- Mar 31, avalanche, Alpine Meadows, CA -- 7
  
- 1993 -- Dec 31, avalanche kills snowmobilers, Swan Range, near Big Fork, MT -- 5
- 1999 -- Mar 21, avalanche, Snowmobilers buried, Turnagain Pass, Kenai Mts., AK -- 6
  
- 2007 -- Feb 17-18, avalanche deaths; Utah (4); Montana (2); Idaho (1) -- 7
- 2013 -- Apr 20, avalanche, snowboarders, west flank Mt. Sniktau ~Loveland Pass, CO-- 5

## AVIATION Disasters -- Master Set -- (Including Puerto Rico)<sup>17</sup> -- By MORTALITY

1. 2001 -- Sep 11, American 11 hi-hacked, flown into WTC North, NY<sup>18</sup> --1,392-1,431
2. 2001 -- Sep 11, United Air 175 hi-jacked, flown into WTC South, NY<sup>19</sup> -- 665
3. 1977 -- Mar 27, KLM 4805/Pan Am 1736 collide in fog, Tenerife Airport, Canary Isl. -- ~339
4. 1988 -- July 03, USS *Vincennes* missile cruiser shoots down Iran Air 655, Persian Gulf<sup>20</sup>-290
5. 1979 -- May 25, American Airlines #191 takeoff crash, O'Hare IAP, Chicago, IL -- 273
6. 1988 -- Dec 21, Pan Am Flight 103 blown-up over Lockerbie, Scotland<sup>21</sup> --(189 U.S.)-270
7. 2001 -- Nov 12, American Airlines flight 587 plane crash, Bell Harbor, Queens, NY -- 265
8. 1985 -- Dec 12, US mil. charter, Arrow Air #1285 crash, Gander, Newfoundland, Can.-- 256
9. 1996 -- July 17, TWA Flight 800, from JFK explodes over Atlantic Ocean off NY -- 230
10. 1999 -- Oct 31, Egypt Air 990 plane crash, mass murder, off Nantucket Island, MA<sup>22</sup> -- 217
  
11. 2001 -- Sep 11, American Airlines #77, Pentagon attack, Arlington VA<sup>23</sup> -- 189
12. 1995 -- Dec 20, American Air 965 crash, incorrect approach, Buga, Colombia --≤46 US of 159
13. 1987 -- Aug 16, Northwest Airlines Flight 255 takeoff crash, hits cars, Detroit, MI -- 156
14. 1975 -- Apr 04, Operation Babylift C-5 crash ~Tan Son Nhut AB, Vietnam --50-52US of 155
15. 1982 -- July 09, Pan Am 759 takeoff crash (windshear), NOIA, Kenner, LA<sup>24</sup> --153-154
16. 1978 -- Sep 25, Pacific Southwest 182/Cessna collide, fall onto homes, fire, San Diego, CA-- 144
17. 1985 -- Aug 02, Delta Flight 191, wind shear, crash, Dallas-Fort Worth IAP, TX -- 137
18. 1960 -- Dec 16, United/TWA plane crash, Staten Island/Brooklyn, NY -- 134
19. 1994 -- Sep 08, US Air Flight 427 crashes, Aliquippa, near Pittsburgh Airport, PA -- 133
20. 1953 -- June 18, USAF Globemaster II plane crash, Tachikawa AFB, Tokyo, Japan -- 129
21. 1956 -- Jun 30, TWA 2 & United 718 planes collide, Grand Canyon AZ -- 128
22. 1962 -- Jun 03, Air France Boeing 707 (charter) takeoff crash, Orly AP, Paris, France--130/US121
23. 1998 -- Sep 2, Swissair 111 (NY to Geneva) crashes off Peggy's Cove, N.S., Can--229 (US 117)
24. 1975 -- Jun 24, Eastern Flight 66 plane crash, microburst, JFK Airport, NY -- 113
25. 1989 -- July 19, United Flight 232 hydraulic system failure/crash, Sioux City, IA<sup>25</sup> -- 112
26. 1971 -- Sep 04, Juneau approach crash, Alaska Air 1866, Mt. Fair (Chilkats), AK -- 111
27. 1996 -- May 11, ValuJet Flight 592 cargo hold fire and crash, Everglades, FL -- 110
28. 1962 -- Mar 15, MATS charter Flying Tiger #739 disappears, Philippine Sea --104 US of 107
29. 1963 -- Jun 03, Northwest Air 293 plane crash, North Pacific, off Annette Island., AK-- 101
30. 1972 -- Dec 29, Eastern Airlines Flight 401 plane crash, Everglades, FL -- 101
31. 1974 -- Jan 30, Pan Am 806 landing crash and fire, Pago-Pago, American Samoa -- 97
32. 1962 -- Mar 01, American Air Flight 1 plane crash, Jamaica Bay, Queens, NY -- 95

<sup>17</sup> With a few notable exceptions have not included US General Aviation disasters overseas.

<sup>18</sup> Cross-listed in Violence-Terrorism.

<sup>19</sup> Cross-listed in Violence-Terrorism.

<sup>20</sup> No Americans killed, but an American disaster in that a US Navy vessel, having intruded into Iranian territorial waters, shot down an Iranian passenger airliner without definitive knowledge that the target was military, thus representing a threat. Retrieved onboard screen shots showed that target was identified as civilian transponder code, at high altitude, ascending, not descending, as claimed at the time. Cross-listed in Maritime.

<sup>21</sup> Cross-listed in Violence-Bombing and Violence-Terrorism.

<sup>22</sup> Cross-listed in Violence-Mass Murder

<sup>23</sup> Cross-listed in Violence-Terrorism.

<sup>24</sup> The difference in number of fatalities is whether or does or does not include the death of an unborn seven-month-old fetus. On July 13, 1982 the Jefferson Parish coroner added the unborn fetus to his list of deaths (154).

<sup>25</sup> 111 deaths at the time and one of the seriously injured who died 31 days later from their burn injuries.

33. 1983 -- Sep 01, Korean Air 007 (NY to Seoul) shot down by USSR off Sakhalin Isl.<sup>26</sup>--269 (US 61-94)  
 34. 1974 -- Dec 01, TWA Flight 514 flies into Mt. Weather, VA, -- 92

**AVIATION Disasters – Deadliest American -- Master Set -- By MORTALITY (Cont.)**

35. 1966 -- Mar 05, air turbulence, BOAC plane breakup/crash, Mount Fuji, **Japan** --124/US89  
 36. 1973 -- July 31, Delta Air Flight 723 crash in fog, hits seawall, Logan, Boston, MA<sup>27</sup> -- 89  
 37. 2000 -- Jan 31, Alaska Airlines Flight 261 crash, off Point Mugu, Ventura Co., CA -- 88  
 38. 1952 -- Dec 20, USAF Globemaster takeoff crash, Moses Lake near Larson AFB, WA-- 87  
 39. 2001 -- Sep 11, American Air 11 hijacked, flown into WTC North, NY<sup>28</sup> -- 87  
 40. 1964 -- Mar 1, snowstorm, Paradise Air 901A crash, Lake Tahoe approach, Genoa Peak NV-- 85  
 41. 1968 -- May 03, Braniff Flight 352 plane crash, thunderstorm, Houston to Dallas TX -- 85  
 42. 1965 -- Feb 08, Eastern Air # 663 plane crash, Jones Beach State Park, NY -- 84  
 43. 1965 -- June 25, USAF Stratolifter crash after takeoff, Loma Ridge, El Toro MCAS, CA --all 84  
 44. 1969 -- Sep 09, Allegheny Air Flight 853 and Piper collide, Fairland, IN -- 83  
 45. 1966 -- Apr 22, American Flyers Airline Flight 280/D plane crash, NE, Ardmore, OK -- 83  
 46. 1967 -- July 19, Piedmont Flight 22 and Cessna 310 collide, Asheville, NC -- 82  
 47. 1986 -- Aug 31, Aeronaves de Mexico 498 & Piper collide, Cerritos, CA (15 on ground)-- 82  
 48. 1963 -- Dec 8, Pan Am Flight 214 plane crash (lightning), Elkton, MD -- 81  
 49. 1960 -- Sep 19, World Airways (Military Air Transport) crash/fire, Mt. Barrigada, Guam--80  
 50. 1964 -- May 11, USAF C-135 hits fence/crashes, landing, Clark US AB, **Philippines** --79-80
51. 1961 -- Sep 1, TWA 529 longitudinal control loss/crash, near Chicago-Midway AP, IL--all 78  
 52. 1982 -- Jan 13, Air Florida 90 plane crash, 14<sup>th</sup> St. Bridge/Potomac River, Wash., DC -- 78  
 53. 1961 -- Nov 8, Imperial Airlines (military contract), engine failure/crash/fire, Richmond VA--77  
 54. 1933 -- Apr 04, storm, USN dirigible *Akron* crash/73, 2 rescuers, off Barnegat City, NJ-- 75  
 55. 1970 -- Nov 14, Southern Airways Flight 932 plane crash, Huntington, WV -- 75  
 56. 1956 -- June 20, Linea Aeropostal Venezolana emer. landing approach fire/crash off NJ --all 74  
 57. 1979 -- Oct 31, Western Airlines Flight 2605 crash, **Mexico City** Int. Airport --34 U.S. of 73  
 58. 1990 -- Jan 25, Avianca #52 runs out of fuel/crashes, Cove Neck, Long Island, NY -- 73  
 59. 1974 -- Sep 11, Eastern Air Flight 212 crashes in fog, Charlotte, NC -- 72  
 60. 1977 -- Apr 04, Southern Airways Flight 242 crash, thunder/hailstorm, Hope, GA<sup>29</sup> -- 72  
 61. 1967 -- Nov 20, TWA Flight 128 plane crash, Constance, KY -- 70  
 62. 1985 -- Jan 21, Galaxy Air Charter Flight 203 plane crash, Reno NV -- 70
63. 1994 -- Oct 31, American Eagle Flight 4148 plane crash, icing, Roselawn, IN -- 68  
 64. 1957 -- Mar 22, USAF MATS C-97C, Travis AFB CA to Tokyo, lost ~200M from **Tokyo**-- 67  
 65. 1955 -- Mar 22, USN R6D-1 flies into Waianae Range ~Lualualei Navy Depot, HI --all 66  
 66. 1955 -- Aug 11, two USAF C-119 Flying Boxcars collide over Edelweiler, **Germany** --all 66  
 67. 1955 -- Oct 06, United Air Lines Flight 409 flies into Medicine Bow Peak, WY --all 66  
 68. 1959 -- Feb 03, American Flight 320 crashes into East River, NYC, NY -- 65  
 69. 2001 -- Sep 11, American Airlines hijacked, flown into Pentagon, Arlington VA<sup>30</sup> -- 64

<sup>26</sup> 61-62 were U.S. citizens (depending on source). Thirty-two were foreign nationals living in the U.S.

<sup>27</sup> Cross-listed in Fog as contributing condition.

<sup>28</sup> Cross-listed in Violence-Terrorism; figure does not include 5 al-Qaeda Terrorists.

<sup>29</sup> Cross-listed in Hail as a contributing condition.

- 70. 1960 -- Mar 17, Northwest Flight 710 breaks-up and crashes near Tell City, IN -- 63
- 71. 1960 -- Oct 04, Eastern Airlines Electra hits birds, crashes, Logan, Boston, MA -- 62
- 72. 1944 -- Aug 23, USAAF B-24/3 crew, hits thunderstorm, crashes into school, Freckleton/58, UK--61
- 73. 1960 -- Feb 25, USN R6D & Brazilian DC-3 collide off Rio de Janeiro, Brazil--35/USN of 61
- 74. 2001 -- Sep 11, United Air 175 hi-jacked, flown into World Trade Center South, NY<sup>31</sup>-- 60

**AVIATION Disasters – Deadliest American -- Master Set -- By MORTALITY (Cont.)**

- 75. 1956 -- Oct 10, USN MATS plane, 1<sup>st</sup> leg UK to Azores, lost ~250M SE Land's End, Eng.-- 59
- 76. 1965 -- Aug 24, USMC Lockheed Hercules takeoff crash into seawall, Hong Kong -- 59
- 77. 1950 -- Jun 23, NW Orient 2501 disappears, Lake Michigan, near Benton Harbor, MI -- 58
- 78. 1953 -- July 12, Transocean Air Flight 512 crash, Pacific Ocean, Wake Isl. to HI -- 58
- 79. 1964 -- Feb 25, Eastern Air Flight 304 crashes in Lake Pontchartrain, LA -- 58
- 80. 1965 -- Nov 08, American 383 plane crash, ~Cincinnati/N KY Airport, Constance, KY-- 58
- 81. 1951 -- Dec 16, Miami Airlines engine fire on takeoff, crash, Elizabeth City, NJ --all 56
- 82. 1949 -- Nov 01, Eastern Air 537 & Lockheed P-38 collide, south of National AP, VA<sup>32</sup>-- 55
- 83. 1950 -- Aug 31, TWA 903 engine loss after takeoff, crash landing ~Cairo, Egypt --23US of 55
- 84. 1970 -- Aug 09, LANSAs 502 takeoff crash (49 US HS students) ~Cuzco AP, Peru--101/US54-55
- 85. 1947 -- May 30, Eastern Air Lines Flight 605 plane crash, Near Bainbridge, MD -- 53
- 86. 1949 -- June 07, Strato-Freight Inc. loses engine after takeoff, crashes off San Juan, PR-- 53
- 87. 1951 -- Mar 22, USAF C-124A Globemaster lost after ditching, No. Atlantic, off Ireland--all 53
- 88. 1960 -- Dec 17, USAF C-131 Samaritan takeoff crash, Munich, Germany --20 US of 51-53
- 89. 1947 -- Oct 24, United 608 fire and emer. Indg. attempt crash ~Bryce Canyon AP, UT-- 52
- 90. 1952 -- Apr 11, Pan Am Air 526, takeoff engine failure, crash, off San Juan, Puerto Rico-- 52
- 91. 1952 -- Nov 22, USAF MATS C-124 A Globemaster II crash, Mount Gannett, AK -- 52
- 92. 1947 -- June 13, Pennsylvania-Central Air Flight 410 too-low crash ~Lookout Rock, WV--50
- 93. 1951 -- June 30, United Flight 610 flies into Crystal Mt., 18M from Ft. Collins, CO -- 50
- 94. 1951 -- Aug 24, United 615 too-low crash in fog on approach to Oakland AP, Decoto, CA--all 50
- 95. 1952 -- Apr 29, Pan Am 202 structural failure in-flight & crash, central Brazil --19US of 50
- 96. 1960 -- Jan 18, Capital Airlines Flight 20 plane crash near Charles City, VA -- 50
- 97. 1964 -- Nov 23, TWA 800 takeoff engine malfunct., hits grader/fire/explos., Rome Italy--28US of 50
- 98. 1971 -- June 06, Hughes Air 706 & Marine Corps Phantom II collide, Duarte, CA -- 50
- 99. 2009 -- Feb 12, Colgan Air/Continental Flight 3407 plane crash, Clarence Center, NY-- 50
  
- 100. 1958 -- Apr 21, United 736 & USAF F-100 fighter jet collide, near Las Vegas, NV -- 49
- 101. 1961 -- Feb 15, US figure-skating team/18; Sabena Air #548 crash, Berg, Belgium--73/US 49
- 102. 2006 -- Aug 27, Comair Flight 5191 takeoff crash, Lexington, KY -- 49
- 103. 1958 -- Feb 01, USAF C-118A/all 41 & USN P2V-5F/6 planes collide, Norwalk, CA-- 48
- 104. 1958 -- Apr 06, Capital Airlines Flight 67 plane crash, near Freeland, MI -- 47
- 105. 1970 -- Nov 27, Capitol Air Douglas DC-8 takeoff crash, Anchorage, AK -- 47
- 106. 1953 -- Feb 14, National Air 470 structural failure, extreme turbulence, Gulf of MX off Mobile, AL-46
- 107. 1956 -- July 13, USAF takeoff/windshear plane crash, near Brown's Mills, NJ -- 46
- 108. 1966 -- Jan 25, USAF transport in-flight engine fire & crash ~Binh Khe, So. Vietnam-- 46

<sup>30</sup> Cross-listed in Violence—Terrorism.

<sup>31</sup> Cross-listed in Violence—Terrorism; figure does not include the five terrorists.

<sup>32</sup> Was largest US aviation loss-of-life event at the time. Half the wreckage landed in VA, half in Potomac (DC).

**AVIATION Disasters – Deadliest American -- Master Set --By MORTALITY (continued):**

109. 1962 -- May 22, Continental No. 11 intentionally blown-up over Unionville, MO<sup>33</sup> -- 45
110. 1972 -- Dec 08, United Flight 533 plane crash, Midway Airport, Chicago, IL -- 45
111. 2001 -- Sep 11, United Airlines N591UA hijacked, crashed, Shanksville, PA<sup>34</sup> -- 45
112. 1945 -- May 23, USAAF C-46 ambulance flight, engine fire/crash, Tallefontaine, France--44
113. 1945 -- Nov 3, USAAF C-54 wrong route crash, Himalayan Mts. ~Chukha, Bhutan, India-- 44
114. 1950 -- Jan 26, USAF SAC C-54 transport disappears, Yukon Territory, Canada -- 44
115. 1952 -- Nov 14, USAF C-119C Flying Boxcar flies into mt. (overcast), 20M E of Seoul, Kor.--all 44
116. 1953 -- July 17, USN R4Q plane (with NROTC) takeoff crash/fire, near Milton, FL -- 44
117. 1955 -- Nov 01, United 629 blown-up (relative of passenger bomb), Longmont, CO -- 44
118. 1957 -- Nov 09, Pan Am Flight 7 lost in Pacific from SF to Honolulu, HI -- 44
119. 1962 -- Sep 10, USAF SAC tanker crash/Fairchild approach, Mt. Kit Carson ~Spokane, WA--44
120. 1964 -- May 07, Pacific Air 773 pilot shot, plane crash, San Ramon, CA<sup>35</sup> -- 44
121. 1947 -- May 29, United Air Lines 521 take-off crash and fire, La Guardia, NY -- 43
122. 1948 -- June 17, United Air #624 CO<sub>2</sub> in cockpit/crash ~Mount Carmel ~Shamokin PA--43
123. 1951 -- Apr 25, Cubana Flight 493 & US Navy Beechcraft collide off Key West, FL--all 43
124. 1963 -- Feb 12, Northwest Air Flight 705 plane crash, Everglades, near Miami, FL -- 43
125. 1965 -- Nov 11, United 227 approach crash, Salt Lake City Airport, UT -- 43
126. 1970 -- Oct 2, USAF C-130 transport plane crash into mountain near Taipei, Taiwan-- 43
127. 1987 -- Dec 07, Pacific Southwest No, 1771 hijacked/crashed, Cayucos, CA<sup>36</sup> -- 43
128. 1954 -- Oct 30/31, USN Lockheed R7V transport plane disappears off Ocean City, MD--42
129. 1959 -- Nov 16, National Airlines Flight 967 brought down, Gulf of Mexico<sup>37</sup> -- 42
130. 1968 -- Jan 8, USMC helicopter flies into mountain, fog/light rain, ~Quang Tri, S. Vietnam- all 42
131. 1947 -- May 29, USAAF C-54 approach crash near Atsugi Air Base, Japan --all 41
132. 1943 -- June 14, USAAF B-17 initial climb crash, Bakers Creek, 5M S Mackay, Australia--40
133. 1951 -- June 22, Pan American Flight 151 flies into hill ~Monrovia, Liberia --13 US of 40
134. 1953 -- Jan 7, Associated Air Transport (mil. charter) crash/turbulence, W of Fish Haven, ID--all 40
135. 1956 -- Feb 17, USN DC-4 flies into terrain, USN crew/5; USMC/35 near Niles, CA--all 40
  
136. 1946 -- Oct 03, American Overseas Air takeoff crash, Harmon Field AFB, Newfoundland-- 39
137. 1950 -- July 23, USAF C46 with 31 TN NG, loses aileron on takeoff, crashes, Myrtle Beach, SC--all 39
138. 1964 -- July 09, United Air Flight 823 Fire/Crash near Parrottsville, TN -- 39
139. 1968 -- Dec 2, Wien Consolidated Air #55 loses wing/turbulence/crashes, Pedro Bay, AK- 39
  
140. 1950 -- Dec 19, USAF Douglas C-54G transport crash, Mt. Tabayoc, Luzon, Philippines--all 38
141. 1967 -- Mar 05, Lake Central Airlines Flight 527 plane crash near Marseilles, OH -- 38
142. 1969 -- Jan 18, United Flight 266 system failure and plane crash, Ocean off LA, CA-- 38
143. 1973 -- July 23, Ozark Air Flight 809 hit by downburst, plane crashes, St. Louis, MO-- 38

---

<sup>33</sup> Cross-listed under Violence-Mass Murder

<sup>34</sup> Cross-listed in Violence -- Terrorism

<sup>35</sup> Cross-listed in Violence-Mass Murder.

<sup>36</sup> Cross-listed in Violence-Mass Murder.

<sup>37</sup> Cross-listed in Violence-Mass Murder.

**AVIATION Disasters –Deadliest American-- Master Set -- By MORTALITY (continued):**

144. 1945 -- Mar 10, USAAF C-46 med. evac. flight mt. crash ~Tanauan Airfield, Leyte, Philippines-- 37  
145. 1948 -- Aug 29, Northwest 421 wing structural failure in thunderstorm/crash NW of Winona MN-37  
146. 1951 -- July 21, Canadian Pacific Air (US military charter), lost, Gulf of AK near Sitka--37  
    --26 US servicemen  
    -- 3 civilians attached to the US Army  
    -- 6 Canadian crew  
    -- 2 Royal Canadian Navy personnel  
147. 1952 -- Nov 28, USAF Douglas C-54 aborted approach crash ~McChord AFB/Tacoma, WA--37  
148. 1959 -- June 26, TWA 891 fuel explosion, thunderstorm static electricity, Italy --70; US 37  
149. 1961 -- Sep 17, Northwest Flight 706, takeoff crash, O'Hare, Chicago, IL -- 37  
150. 1976 -- Apr 27, American Air Flight 625, crash, St. Thomas, Virgin Islands -- 37  
151. 1971 -- Aug 18, USAF Chinook helicopter loses blade/crashes ~Pegnitz, W. Germany-- 37  
152. 1975 -- May 13-14, US freighter *Mayaguez* rescue mission, Koh Tang Island, Cambodia--37  
    May 13, USAF helicopter crash, *Mayaguez* support mission, Thailand --23<sup>38</sup>  
    May 14, USAF helicopter crash (*Knife 21*), Koh Tang Island, Cambodia -- 1  
    May 14, USAF helicopter crash (*Knife 31*), Koh Tang Island, Cambodia --13  
153. 1994 -- July 02, US Air Douglas DC-9 plane crash, Charlotte, NC -- 37  
  
154. 1937 -- May 6, Deutsche Zeppelin Hindenburg Air crash, Lakehurst, NJ -- 36  
155. 1951 -- Nov 13, USAF C-82 Flying Boxcar crashes into Puy de Sancy Mt., France --all 36  
156. 1952 -- Jan 19, US mil. charter, NW Orient 324 (Korea-WA) crash, off Sandspit B.C.-- 36  
157. 1974 -- Mar 13, Sierra Pacific Air fl. 802 charter crash into Mt. near Bishop, CA --all 36  
  
158. 1943 -- Jan 15, USAAF C-54 (TWA contract), plane crash, Dutch Guiana [Suriname]--all 35  
159. 1949 -- July 12, Standard Air 897 hits mt. in fog on approach to Burbank CA<sup>39</sup> -- 35  
160. 1950 -- Apr 21, off-course USAF C54 flies into Mt. Hirugatake at night ~Atsugi, Japan --all 35  
161. 1953 -- Mar 20, Transocean Air 942 (military charter) approach crash, NE of Alvarado, CA --all 35  
162. 1954 -- Feb 01, USAF C46 fire and crash, Tsugaru Strait, off Hokkaido, Japan -- 35  
163. 1967 -- June 17, USAF C-130 aborted take-off crash, An Khe airstrip, South Vietnam-- 35  
164. 1968 -- Aug 10, Piedmont Air 230 plane crash in fog, Charleston, WV -- 35  
165. 1969 -- Feb 18, Hawthorne Nevada/Mineral County Air 708 plane crash, Mt. Whitney, CA--all 35  
166. 1973 -- July 22, Pan Am 816 plunges into sea after takeoff, Papeete, Tahiti --78/US 35  
167. 1996 -- Apr 03, USAF plane crash (Sec. Com. Ron Brown) ~Dubrovnik, Croatia -- 35  
  
168. 1922 -- Feb 21, dirigible *Roma* crashes, Hampton Roads Naval Base, VA -- 34  
169. 1945 -- Feb 04, USAAF C-46 Commando on-board fire, crash ~55M NW Jorhat, India-- 34  
170. 1959 -- Sep 29, Braniff Air Flight 542 breaks-up near Buffalo, TX -- 34  
171. 1960 -- Jan 06, National Airlines Flight 2511 blown-up by dynamite, Bolivia, NC --all 34  
172. 1967 -- Jun 23, Mohawk Air Flight 40 fire and plane crash, near Blossburg, PA -- 34  
173. 1980 -- Sep 12, Florida Commuter Airlines crash (not found) off Freeport, Bahamas-- 34  
174. 1991 -- Feb 01, landing USAir 1493 hits SkyWest 5569 on runway, LAX, CA -- 34

<sup>38</sup> Additionally four US Marines were killed in combat (1) or captured and executed by the Khmer Rouge (3).

<sup>39</sup> Cross-listed in Fog as contributing condition.



**AVIATION Disasters –Deadliest American-- Master Set -- By MORTALITY (continued):**

175. 1952 -- Feb 11, National Air 101 takeoff engine loss/return attempt/crash, Elizabeth, NJ--33
176. 1946 -- Dec 10, USMC R5C-1 transport flies into So. Tahoma Glacier, Mt. Rainier, WA--32
177. 1948 -- Jan 28, Airline Transport Carriers crash (U.S. INS charter) ~Coalinga, CA -- 32
178. 1948 -- Dec 28, Airborne Transport charter crash (elec. sys.), San Juan PR-Miami, off FL-- 32
179. 1968 -- Oct 25, Northeast Air 946 approach crash in fog, Moose Mt., NH -- 32
180. 1970 -- Oct 2, Golden Eagle Aviation charter crash, WSU FB team, w. of Silver Plume, CO--32
181. 1943 -- Feb 18, USAAF Boeing XB-29 crash, Frye Packing Plant, fire, Seattle, WA -- 31
182. 1945 -- Apr 23, USAAF B-17 taking on-leave troops to Ireland, crash ~Ramsey, Isle of Man--31
183. 1945 -- May 6, USAAF C-46 carrying litter patients, hits radar towers, Gibbets Hill, UK--31  
--30 on C-46 44-77839 (all), Gibbets Hill, Hindhead, Surry, England  
-- 1 Canadian soldier manning the radar tower station
184. 1959 -- May 12, Capital Air Flight 75 plane crash in storm, near Chase, MD -- 31
185. 1969 -- Apr 15, USN EC-121M patrol plane shot down by No. Korea MiGs, Sea of Japan-- 31
186. 1980 -- Mar 14, Polish Air approach crash (US boxing team) ~Warsaw AP, Poland --87 US/31
187. 1985 -- Sep 06, Midwest Express Airlines 105 crash upon departure, Milwaukee, WI-- 31
188. 1945 -- Sep 06, USAAF C-47, intra-Philippine flight reportedly explodes ~San Jancinico Strait--30
189. 1946 -- June 01, USAAF C-54 cockpit fire, loss-of-control, crash off Amalfi, Italy -- 30
190. 1948 -- Mar 12, Northwest Airlines Flight 4422 (charter) crash, Mt. Sanford, AK -- 30
191. 1948 -- Apr 15, Pan Am 1-10 hits rock wall, Shannon AP approach, Ireland --19US of 30
192. 1952 -- Jan 22, American Airlines Flight 6780 airport approach crash, Elizabeth, NJ-- 30  
--23 Occupants of American 6780 (everyone).  
-- 7 Occupants of buildings on the ground.
193. 1955 -- Aug 04, American Air Flight 476 engine fire/crash, Fort Leonard Wood, MO-- 30
194. 1965 -- Jan 16, USAF tanker crash after takeoff into homes, fire, Wichita, KS<sup>40</sup> --29-30
195. 1965 -- Aug 16, 1965, United Flight 389 crashes, Lake Michigan, off IL -- 30
196. 1965 -- Sep 17 Pan American 292 crash on approach, Chances Peak, Montserrat--14 US of 30
197. 1952 -- Apr 18, Robin Airlines C-46 charter crash, LAX approach near Whittier, CA--all 29
198. 1960 -- Sep 22, USMC R5D engine fire/fuel tank explodes/crash 180M off Naha, Okinawa--29
199. 1964 -- Nov 15, Bonanza Air Flight 114 crashes near Las Vegas, NV -- 29
200. 1977 -- Dec 13, Univ. of Evansville basketball team charter plane crash, Evansville, IN--all 29
201. 1997 -- Jan 09, Comair 3272 crash, snowstorm/icing, near Monroe & Detroit, MI -- 29
202. 1944 -- Aug 03, USAAF C-47A engine failure in thunderstorm/crash, SE of Naper, NE-- 28
203. 1946 -- May 10, 2 USN PB4Y-2 bombers collide when “attacked” in exercise ~Munson, FL--28
204. 1949 -- Nov 29, American Airlines 157 landing crash and fire, Dallas-Love Field, TX-- 28
205. 1950 -- June 5, Westair Transport C-46 engine loss, ditches, 300M E of Melbourne, FL--28
206. 1951 -- Dec 30, USAF C-47 transport flies into mountain near Roosevelt, AZ --all 28
207. 1953 -- Sep 16, American Air 723, AP approach, hits towers in fog, Albany NY --all 28
208. 1954 -- Sep 5, KLM Royal Dutch Airlines takeoff crash, Shannon Airport, Ireland --12US of 28

---

<sup>40</sup> Difference in numbers has to do with inclusion or not of death of unborn child.

- 209. 1955 -- Nov 17, Peninsular Air Transport (mil. charter) takeoff crash, Seattle-Boeing Field, WA--28
- 210. 1962 -- Sep 23, Flying Tiger military air transport ditches, North Atlantic -- 28
- 211. 1968 -- Dec 27, North Central Air 458, plane hits hangar in fog, O'Hare, IL<sup>41</sup> -- 28
- 212. 1971 -- June 07, Allegheny Airlines plane crash on approach in fog, New Haven, CT<sup>42</sup>-- 28
- 213. 1987 -- Nov 15, Continental Airlines Flight 1713 DC-9 takeoff crash, Denver, CO -- 28

**AVIATION -- Master Set -- By MORTALITY (continued):**

- 214. 1946 -- May 16, Viking Air Transport engine problems/pilot error crash, Richmond VA-- 27
- 215. 1945 -- Mar 03, USAAF C-47 transport too-low landing turn crash, Ledo Airfield, India--27
- 216. 1945 -- Dec 5, 5 USN Avengers and USN Mariner search plane lost off east FL coast-- 27  
     --14 Flight 19; 5 USN torpedo bombers lost ~100M ENE, Banana River NAS, FL  
     --13 USN PBM-5 Mariner search plane lost ~25M SW off Cape Canaveral, FL
- 217. 1962 -- July 22, Canadian Pacific Airlines plane crash, Honolulu, HI -- 27
- 218. 1966 -- Nov 26, USAF C-47D loses left engine power, crashes ~Saigon, Vietnam --all 25-27
- 219. 1982 -- Apr 13, USAF C-130 Hercules transport wing failure/crash ~Gevenlik, Turkey-- 27
- 220. 1982 -- Mar 19, USAF KC-135 tanker explosion and crash near Wonder Lake, IL -- 27
- 221. 1991 -- Mar 21, US Navy P-3C's collide mid-air, off San Diego, CA -- 27
- 222. 1992 -- Mar 22, USAir 405, ice on wings, crashes on takeoff, LaGuardia, NYC -- 27
  
- 223. 1943 -- Jan 18, USAAF C-87 Liberator Express missing, Atlantic, off Natal, Brazil --all 26
- 224. 1944 -- July 26, USAAF C-54A, UK-NY, lost, last radio contact SE off Greenland --all 26
- 225. 1945 -- Nov 01, too-low USAAF C-47 hits mountain near Bad Herrenalb, Germany -- 26
- 226. 1946 -- Mar 19, USAAF C-47 breaks-up in-flight, near Hobart Mills, CA --all 26
- 227. 1950 -- Sep 19, USN takeoff plane crash 1.6M off Kwajalein NAS, Marshall Islands-- 26
- 228. 1951 -- Dec 29, Continental Charters Flight 44-2 flies into terrain near Salamanca, NY-- 26
- 229. 1954 -- Aug 27, USAF RB-36 landing approach crash 2M ~Ellsworth AFB, Rapid City, SD-- 26
- 230. 1954 -- Dec 18, Italian Airlines 451 airport approach (4<sup>th</sup>) crash, Idlewild IAP, NY -- 26
- 231. 1958 -- Mar 07, USMC transport & Skyraider collide off Naha NAF, Okinawa -- 26
- 232. 1959 -- Oct 30, Piedmont 349 plane crash, Bucks Elbow Mt., VA -- 26
- 233. 1962 -- May 22, USN WV2 radar intel. plane break-up/crash ~Markt Schwaben, Germany-26
- 234. 1967 -- Mar 09, TWA # 553 and Beechcraft mid-air collision, Urbana, OH -- 26
- 235. 1969 -- Oct 2, USN C-2A transport plane apparent engine failure/crash, Gulf of Tonkin-- 26
- 236. 1974 -- Apr 22, Pan Am #812, Hong King to LA, crash, Mesehe Mt. Indonesia --107, US 26
- 237. 1994 -- Apr 14, 2 USAF F-15s shootdown 2 USA Black Hawks, No. Iraq --15US of 26
  
- 238. 1940 -- Aug 31, Pennsylvania Central Airlines lightning strike/crash ~Lovettsville VA-- 25
- 239. 1942 -- Sep 22, Eight USAAF planes crash or collide, CT, FL (3), GA, ME (2), PA -- 25
- 240. 1943 -- Sep 20, USAAF C-53D transport crash after takeoff, Maxton AAB, NC --all 25
- 241. 1943 -- Dec 29, two USAAF B-24s, collide mid-air near Lakeside, UT -- 25
- 242. 1944 -- Aug 28, USAAF C54 landing crash/hit wires kills 5 on ground, Prestwick, Scotland-- 25
- 243. 1944 -- Nov 19, USAAF C-47A plane crash, near Brighton and Lewes, England--24 US/25
- 244. 1945 -- Apr 20, USAAF C-47 structural failure in thunderstorm/crash ~Sweetwater, TX--25
- 245. 1945 -- May 04, four USN/USAAF aircraft crash, three in CA, one ~Caylor, VA -- 25

---

<sup>41</sup> Cross-listed under Fog as contributing condition.

<sup>42</sup> Cross-listed under Fog as contributing condition.

- 4 USN Beechcraft AT-11 hits Cumberland Mt. flying low, heavy fog near Caylor, VA
- 7 USN PBY-5A Catalina hits hillside in initial climb ~Ft. Baker SF Bay area, CA
- 6 USAAF B-26 engine cutting out after takeoff, crash Hwy-41, Pinedale, CA
- 8 USAAF B-24J March Field takeoff crash about 8M NW near Edgemont, CA
- 246. 1945 -- June 23, USAAF C-47 crash 17.5M SSE of Ledo Airfield, India, in Burma --all 25
- 247. 1945 -- Sep 10, B-24 Liberator with freed POWs crashes, Taitung, Taiwan --16 US of 25
- 248. 1945 -- Nov 30, USN PV4Y-2 plane missing, NAS Kodiak, AK to NAS Seattle, WA-- 25
- 249. 1946 -- Mar 03, American Air 6-103 descent crash in zero visibility, Thing Mt., CA -- 25
- 250. 1946 -- July 09, USAAF B-17 hits Mount Tom, too-low approach, Westover AFB ~Holyoke, MA--25
- 251. 1950 -- July 27, USAF C-47 crash Pacific after takeoff 10M S of Oshima Island Japan-- 25
- 252. 1952 -- Oct 16, USAF C-46D transport crash, Sea of Japan off Gangwon-do, So. Korea--25
- 253. 1953 -- Sep 28, Resort Airlines 1081 airport landing crash, near Louisville, KY -- 25
- 254. 1958 -- Aug 15, Northeast Air Flight 258 crash on AP approach in fog, Nantucket, MA--25
- 255. 1959 -- Dec 1, Allegheny Air approach crash, ~Williamsport-Montoursville, PA -- 25
- 256. 1962 -- Nov 30, Eastern Air 512 approach crash in fog, NY Int. AP, Jamaica, NY<sup>43</sup> -- 25
- 257. 1967 -- Mar 10 USN DC-3 wing failure/crash, admin. flight ~Phan Rang, Vietnam --all 25
- 258. 1986 -- Jun 18, Grand Canyon Air & Helitech Helicopter Collide, Grand Canyon AZ-- 25
- 259. 1991 -- Mar 03, United Air Boeing 737 crash, Colorado Springs, CO -- 25

**AVIATION Disasters – Deadliest American -- Master Set -- By MORTALITY (continued):**

- 260. 1943 -- Feb 22, Pan American Air Flying Clipper crash, Tagus Riv., Lisbon, Portugal-- 24
- 261. 1944 -- Feb 10, American Air Flight 2 plane crash, Mississippi River, Memphis, TN-- 24
- 262. 1944 -- Oct 18, USAAF B24 disintegrates midair ~Birkenhead, Merseyside, England-- 24
- 263. 1944 -- Nov 04, TWA #8 enters thunderstorm/breaks-up, crashes near Hanford, CA -- 24
- 264. 1945 -- Jan 10, American 6001 missed approach crash, fog, Verdugo Mts. ~Burbank AP, CA--24
- 265. 1945 -- Feb 13, USN transport crash, wing hits water, early AM takeoff, off Alameda, CA--24
- 266. 1945 -- Nov 9, USAAF C-47 AP approach crash at night, poor weather, Palermo, Italy-- 24
- 267. 1946 -- Feb 5, USAAF C-47 crash, Negros Island mountainous terrain, Philippines --20-24
- 268. 1946 -- Dec 10, USAAF C-46 takeoff crash near Itami US Air Base, Osaka, Japan--all 23-24
- 269. 1968 -- Oct 3, USAF transport & US Army helicopter collide over Camp Evans, S. Vietnam--all 24
- 270. 1970 -- July 5, Air Canada Flight 621 plane crash near Toronto, Canada --24 (US) of 109
- 271. 1971 -- June 13, USAF C-135B monitoring French nuclear test, crashes, no. Pacific --all 24
- 272. 1973 -- Aug 28, USAF Military Airlift Command transport crash near Hueva, Spain-- 24
- 273. 1977 -- Oct 21, USMC Sikorsky helicopter crash with troops, Mindoro, Philippines -- 24
- 274. 1979 -- Nov 28, Air New Zealand sightseeing crash, Mount Erebus, Antarctica --24US of 257
- 275. 1994 -- Mar 23, USAF C-130 & F-16 collide, F-16 hits troops on ramp, Pope AFB, NC--24
- 276. 1995 -- Sep 22, USAF AWACS Sentry bird strike crash, Elmendorf AFB, AK -- 24
  
- 277. 1945 -- Jan 8, Pan Am 161 too-fast nose-down water landing crash, Port of Spain, Trinidad--23
- 278. 1945 -- Feb 2, Florence to Rome USAAF C-47 mt. crash in fog 3M W of Montieri, Italy--23
- 279. 1945 -- Sep 15, USAAF C-47B takeoff crash (from Fairfax Field, Kansas City, KS), MO-- 23
- 280. 1946 -- June 9, USAAF C-54 hits terrain 500ft below approach altitude, Taboga Isl., Panama-- 23
- 281. 1946 -- Nov 16, US Army Air Force DC-47 crashes into Pacific 15M off Iwo Jima --all 23
- 282. 1947 -- Dec 10, USAF C-54 crash after takeoff & emer. lndg. request ~Goose Bay, Labrador, Can.--23

<sup>43</sup> Cross-listed under Fog as contributing condition.

- 283. 1950 -- Sep 26, USAF C-54D takeoff crash 1 mile off Asiya Air Base, Kyushu, Japan-- 23
- 284. 1951 -- May 06, USAF B-36 landing crash, high wind, Kirtland AFB ~Albuquerque, NM--23
- 285. 1953 -- Mar 18, 10-eng. USAF Convair RB-36H flies into hilltop, Random Isl., Nfld., Can.--all 23
- 286. 1961 -- Jan 26, USAF C-118 Liftmaster explosion/crash off Argentia, Newfoundland-- 23
- 287. 1967 -- Oct 08, USAF turboprop flies into mountain ~Huong Thuy, South Vietnam --all 23
- 288. 1968 -- May 22, Los Angeles Air helicopter rotor detachment/crash, Paramount, CA--all 23
- 289. 1968 -- Oct 21, USAF transport plane engine loss/crash ~Ban Me Thuot, S. Vietnam --all 23
- 290. 1970 -- May 2, Overseas Nat. Airways 980 ditched, out of fuel ~St. Croix, Virgin Isl.-- 23
- 291. 1972 -- Sep 24, air show plane crash/fire, hits Ice Cream Parlor, Sacramento, CA --22-23
- 292. 1976 -- Aug 28, USAF C-41 plane crash, Soendre Stromfjord AFB, Greenland<sup>44</sup> --13US/23
- 293. 1981 -- Feb 26, USAF MC-130 plane crash, off NAS Cubi Point, Philippines --17 US/23
- 294. 1983 -- Jun 02, Air Canada 797 in-flight hidden fire, emer. landing, Covington, KY -- 23
- 295. 1991 -- Apr 05, Atlantic Southeast Air Fl. 2311 AP approach crash, Brunswick, GA-- 23

**AVIATION -- Master Set -- By MORTALITY (continued):**

- 296. 1942 -- Jan 16, TWA Flight 3 hits Potosi Peak, Carole Lombard killed, NV -- 22
- 297. 1942 -- Oct 01, USAAF C-39 transport plane crash 15M NW Caomo, Puerto Rico --all 22
- 298. 1943 -- Sep 10, 2 USAAF B-17s in formation collide ~50M SE of Galveston, TX --all 22
- 299. 1943 -- Dec 7, Navy dive bombers collide/bomb falls/Marines on ground die, Maui, HI--22
- 300. 1944 -- July 27, USAAF C47 ambulance plane hits cliff/fog, Isle of Mull ~Port Logan, Scotland--22
- 301. 1945 -- Sep 07, Eastern Air Flight 42 on-board fire leads to crash ~Florence, SC --all 22
- 302. 1945 -- Nov 08, two US Navy PBM Mariners collide mid-air, Corpus Christi Bay TX-- 22
- 303. 1951 -- Apr 06, Southwest Air Flight 7 flies into no. slope Santa Ynez Peak, CA --all 22
- 304. 1955 -- July 17, Braniff Air 560 hits sign on approach/crashes, Chicago-Midway AP, IL-22
- 305. 1956 -- Apr 01, TWA Flight 400 crash after takeoff from Greater Pittsburgh AP, PA-- 22
- 306. 1957 -- Feb 22, USAF C-124A transport engine explodes after takeoff/crash lands ~Yanggong-ni S. Korea--22
- 307. 1958 -- Feb 20, USN WV2 early warning plane lost ~100M west of the Azores --all 22
- 308. 1960 -- Oct 29, Arctic-Pacific (football team charter) takeoff crash, Toledo Express AP, OH-22
- 309. 1967 -- June 23, USMC helicopters collide, New River Marine Corps Air Fac., NC -- 22
  
- 310. 1942 -- July 01, USAAF C-49 structural failure in thunderstorm, crash ~Premier, WV-- 21
- 311. 1945 -- Jan 15, USN R4D-5 & USAAF Stinson collide on runway, Tacloban AP, Philippines--21
- 312. 1945 -- May 05, USAAF C-54 crash into bluff upon takeoff, Manus Island, New Guinea--21
- 313. 1945 -- May 13, USAAF "Shangra-La" sightseeing plane crash, Mt., New Guinea -- 21
- 314. 1945 -- May 30, USAAF C-47B crash (18 WACs, 3 crew) off Sassandra, Ivory Coast-- 21
- 315. 1946 -- Jan 31, United Air Lines #14 deviates from course, flies into Elk Mt., WY --all 21
- 316. 1946 -- Sep 5, Trans-Luxury Airlines charter hits ridge on AP approach in fog/burns ~Elko, NV--21
- 317. 1950 -- Nov 7, Northwest Air #115 deviates from course, hits mt. ridge ~Butte, MT --all 21
- 318. 1950 -- Nov 21, New Tribe Mission DC-3 plane crash, Mount Moran, WY --all 21
- 319. 1951 -- Apr 08, West VA National Guard Plane flies into ground ~Charleston, WV --all 21
- 320. 1953 -- Sep 01, Regina Cargo Airlines (military contract) flies into mt. ridge ~Vail, WA--21
- 321. 1954 -- Aug 23, NY-Amsterdam KLM crash, North Sea after Shannon AP stop--12US of 21
- 322. 1954 -- Oct 24, USAF C47A transport, Rome to Lyon, flies into Maritime Alps, Italy-- 21

---

<sup>44</sup> There were 13 immediate US deaths and 8 Greenland (Dutch) passenger deaths. Two more died about two weeks later – Greenland passengers? Greenland is an autonomous country within the Kingdom of Denmark.

- 323. 1966 -- May 04, US Army Chinook helicopter rotor loss, crash, ~Di Linh, So. Vietnam--all 21
- 324. 1968 -- Aug 14, Los Angeles Airways helicopter rotor failure/crash, Compton CA --all 21
- 325. 1968 -- Dec 12, Pan Am 217, from NYC, crashes into sea off Caracas, Venezuela--51/US 21
- 326. 1981 -- May 06, USAF EC-135N plane crash, Walkersville, near Frederick, MD -- 21
- 327. 1985 -- Jan 22, USAF plane crash in sea on approach to Trujillo Airport, Honduras -- 21
- 328. 2001 -- Mar 03, USAF C-23 plane crash (VA NG (18) FL ANG (3)), Unadilla, GA -- 21
- 329. 2003 -- Jan 8, Air Midwest Flight 5481 takeoff crash (no survivors), Charlotte, NC -- 21

**AVIATION -- Master Set -- By MORTALITY (continued):**

- 330. 1941 -- Oct 30, American Air #1 crash, NYC to Chicago, St. Thomas, Ont. Canada -- 20
- 331. 1942 -- Apr 03, seven USAAF planes crash: ID, LA, NC, RI, Shaw Field, SC, TX -- 20
  - 8 B-17E breakup and crash 6M north of Strevell, ID, all killed.
  - 1 B-25C takeoff crash, Barksdale Field, Shreveport, LA.
  - 1 P-40E hits ground maneuvering at high speed at night 6M N Elizabeth City, NC
  - 5 B-25A port engine malfunction shortly after takeoff, West Greenwich, RI
  - 3 A-20A crash after takeoff, Columbia Air Base, Columbia, SC--all killed.
  - 1 two BT-15s collide in 3-ship formation 10M NNE of Shaw Field, Sumter, SC
  - 1 AT-6B dove into Espiritu Santo Bay, TX, failed to recover from intentional dive.
- 332. 1943 -- June 07, USAAF C-47 airport approach crash in thunderstorm ~Red Springs NC--20
- 333. 1943 -- July 28, American Air 63 thunderstorm downdraft crash 1M W Trammel, KY-- 20
- 334. 1943 -- Sep 22, USAAF C-53 transport hits trees on takeoff/crashes ~Calcutta, India--all 20
- 335. 1943 -- Oct 22, USAAF C-47 crash, night parachute ex., Lawson Field, Ft. Benning, GA--20
- 336. 1945 -- Apr 14, PA-Central Air #142 off course/too-low crash, Cheat Mt. ~Morgantown, WV-- 20
- 337. 1945 -- Sep 28, USAAF C-46 crash 20 miles southeast of Chihkiang, China -- 20
- 338. 1945 -- Nov 11, USAAF B-17G, Marseille to Athens, icing crash, Mount Meta, Italy-- 20
- 339. 1946 -- July 20, two USAAF B-17G search planes collide off Coiba, Panama -- 20
- 340. 1947 -- Aug 06, US Navy PBY-5A Catalina disappears, Kodiak to Dutch Harbor, AK-- 20
- 341. 1947 -- Nov 28, off course USAF C-47 flies into Mt. Carbone, Alps near Cuneo, Italy-- 20
- 342. 1947 -- Dec 11, USAF C-47 airport approach crash near Memphis, TN --all 20
- 343. 1949 -- Jan 17, USAF B-29 crash, Argyllshire mts. (icing?) ~Lochgoilhead, Scotland-- 20
- 344. 1951 -- Sep 15, airshow stunt plane crash kills 19 spectators and pilot, Flagler, CO -- 20
- 345. 1952 -- Nov 15, USAF C-119 Flying Boxcar disappears, Anchorage to Kodiak, AK --all 20
- 346. 1954 -- Mar 04, USAF C47 flies into mountain in snowstorm ~St.-Étienne-de-Tinée France-- 20
- 347. 1957 -- Feb 01, Northeast Airlines Flight 823 crashes on takeoff onto Rikers Island, NY--20
- 348. 1968 -- Dec 24, Allegheny Air 736 plane crash in snowstorm, Bradford, PA -- 20
- 349. 1974 -- Sep 08, TWA Flight 841, Tel Aviv to NYC, terrorist bomb, Ionian Sea--all 88/US 20
- 350. 1977 -- Sep 14, USAF EC-135K crash, Mt., Manzano range, near Albuquerque, NM-- 20
- 351. 1989 -- Oct 28, Aloha Island Air Flight 1712 crash into high terrain, Molokai, HI -- 20
- 352. 2005 -- Dec 19, Chalk's Ocean Airways Flight 101 plane crash, off Miami, FL -- 20
  
- 353. 1937 -- Oct 17, United Airlines 1 flies into Haydens Peak, Humpy Ridge, UT --all 19
- 354. 1943 -- Jan 21, Pan Am 1104 (USN transport) crash, Mt. ~Boonville & Ukiah, CA -- 19
- 355. 1943 -- June 15, two USAAF B-24s in formation collide/crash 10M N of Ruidoso, NM--19
- 356. 1944 -- Feb 12, 3 USAAF B-25s in formation collide, Army Air Base Greenville, SC--all 19
- 357. 1944 -- Mar 20, two USAAF B-24s crash near Biggs Field, El Paso, TX --all 19

- 9 USAAF B-24E 42-64398; 00:01, 3M SE, takeoff engine failure
- 10 USAAF B-24E 42-7400; 3:10, 2M S, takeoff engine failure
- 358. 1944 -- Apr 28, US Navy R4D transport plane crash, Anderson Mesa, northern AZ --all 19
- 359. 1944 -- July 11, USAAF A-26 crash into Westbrook trailer camp, So. Portland, ME -- 19
- 360. 1944 -- Sep 18, off-course USAAF C-47 crash, Mt. Brooks near Talkeetna, AK --all 19
- 361. 1945 -- Aug 28, USAAF C-47, Philippines for Okinawa-Naha AFB, enters storm front, lost--19
- 362. 1945 -- Oct 21, USAAF C-47 landing crash in wind gust 2M east of Anchorage, AK-- 19
- 363. 1945 -- Dec 08, Northwest Air, C-47 USAAF charter, AP approach crash, Billings, MT--19
- 364. 1946 -- Mar 23, USAAF C-47 flies into Mount Banahao/Banahaw, Leyte, Philippines-- 19
- 365. 1948 -- Nov 03, USAF B-29 crash after takeoff near Lajes Field, Azores, Portugal -- 19
- 366. 1950 -- Aug 5, USAF B-29 with nuke component crash & explos. ~Fairchild-Suisun AFB, CA--19  
--12 of the 20 B-29 flight crew --7 on ground fire-fighting/rescue personnel
- 367. 1952 -- Nov 7, USAF C-119C Flying Boxcar crash (navigational error) ~Mt. McKinley, AK--19
- 368. 1953 -- May 17, Delta Airlines 318 flies into severe turbulence, crashes ~Marshall TX-- 19
- 369. 1953 -- Aug 5, USAF Peacemaker engine fires/ditched, Atlantic ~420M NW Prestwick Scotland--19
- 370. 1953 -- Oct 29, British Commonwealth Pacific Air 304 S.F. approach crash in fog ~Half Moon Bay, CA--19
- 371. 1953 -- Dec 17, USAF B-29 takeoff engine loss, crash into housing, Anderson AFB, Guam--19
- 372. 1957 -- Dec 23, USN WV-2 simulation goes awry/crash, off Kahuku Pt., Oahu, HI -- 19
- 373. 1958 -- Sep 02, USAF Globemaster fire/crash, 35M west, Agana Naval AS, Guam -- 19
- 374. 1958 -- Oct 09, USAF C-123B transport plane crash ~Little Willow Creek & Payette, ID-- 19
- 375. 1966 -- Nov 11, USAF Constellation plane crash, Atlantic, east of Cape Cod, MA -- 19
- 376. 1967 -- Mar 30, Delta Air 9877 training crash into motel complex, Kenner, LA -- 19
- 377. 1968 -- Jan 10, USN C54 plane crash, turbulent weather, Mt. Tobin, Copper Canyon, NV--all 19
- 378. 1969 -- Mar 05, PR Int. Airlines approach crash, Sierra de Luquillo Mts., San Juan, PR--all 19
- 379. 1969 -- June 05, USAF reconnaissance plane crash (structural?), Bering Sea off Shemya, AK--19
- 380. 1989 -- Jan 31, USAF SAC tanker crash, Dyess Air Force Base, TX -- 19
- 381. 1989 -- Mar 20, USMC Sea Stallion helo engine mal./crash, Mt., ~Pohang, S. Korea-- 19
- 382. 2000 -- Apr 8, USMC tilt-rotor Osprey V-22 crash, Marana Airport near Tucson, AZ-- 19
- 383. 2000 -- May 21, Executive Air charter plane crash (low fuel), near Wilkes Barre, PA-- 19

**AVIATION -- Master Set -- By MORTALITY (continued):**

- 384. 1943 -- May 15, USAAF C-47 flies into fog-shrouded Gingercake Mountain, NC -- 18
- 385. 1943 -- Dec 13, USN PBM-3S, VP-213, BuNo 48126 lost on patrol off NC coast -- 18
- 386. 1944 -- June 06, USN PB4Y-1 takeoff crash into building, Camp Kearney, CA --17-18
- 387. 1944 -- Aug 21, two USAAF B-24J bombers in formation collide, near Model, CO -- 18
- 388. 1944 -- Nov 06, USN jet and transport collide over St. Johns River ~NAS Jacksonville, FL--18
- 389. 1944 -- Nov 30, USAAF B-24's collide near Davis-Monthan AAF, Tucson, AZ -- 18
- 390. 1945 -- May 06, two USAAF B-17s collide, near Esler Field, Alexandria, LA -- 18  
--9 Boeing B-17F #42-5355 --9 Boeing B-17G #42-31948
- 391. 1945 -- Aug 17, two USAAF B-29s collide at night, 3M west of Weatherford, TX -- 18  
--9 USAAF Boeing B-29 Superfortress, 42-93895  
--9 USAAF Boeing B-29 Superfortress, 44-86276
- 392. 1945 -- Nov 03, Consolidated Air, Army Transport Com., sea crash, 450 mi NE of HI-- 18
- 393. 1947 -- Jan 12, Eastern Air Flight 665 too-low/off-course crash, 10M NE Galax, VA-- 18
- 394. 1947 -- Oct 26, Pan American Air crash, Tamgas Mt., Annette Island, AK -- 18

395. 1948 -- Jan 7, Coastal Air Lines charter stalls/dives/crashes, 10M ENE Savannah, GA-- 18
396. 1949 -- Nov 16, two USAF B-29 Superfortresses collide over Stockton area, CA -- 18  
 --9 USAF Boeing B-29 Superfortress, 44-69939  
 --9 USAF Boeing B-29 Superfortress, 44-86364
397. 1952 -- Feb 07, USAF B-29A takeoff crash, 5 miles NW of Yokota US AB, Japan -- 18  
 --13 Complement of the Boeing B-20A Superfortress (all).  
 -- 5 Civilians on the ground.
398. 1954 -- Mar 19, plane fire & crash, USAF C-119, #51-7993, near Lothian, MD -- 18
399. 1958 -- Mar 27, USAF C-119 & USAF C-124C collide mid-air, ~Bridgeport, TX --all 18
400. 1959 -- June 30, US Air Force F-100 jet crashes into school, Ishikawa, Okinawa<sup>45</sup> -- 18
401. 1960 -- July 06, USN Airship (blimp) envelope tear and crash off Barnegat City, NJ-- 18
402. 1960 -- July 11, USAF Air Mission Colombia crash, Mt Pichincha, Ecuador --US12 of 18
403. 1961 -- May 24, USAF Globemaster power loss crash after takeoff, McChord AFB, WA-- 18
404. 1961 -- July 11, United Flight 859 plane crash and fire, Stapleton, Denver, CO -- 18
405. 1965 -- June 15, two US Army helicopters collide mid-air, Fort Benning, GA --all 18
406. 1966 -- Oct 01, West Coast Air 956 plane crash, Salmon Mt., near Wemme, OR -- 18
407. 1969 -- Apr 25, USAF Lockheed EC-121 crash after takeoff, severe wind ~Korat Airbase, Thailand--18
408. 1976 -- Aug 28, USAF C41 wing lost, severe thunderstorm, crash ~Peterborough, UK-- 18
409. 1980 -- Mar 14, USAF C130 wing explosion and crash near Yenice, Cilicia, Turkey-- 18
410. 1984 -- Feb 29, USAF C-130 Hercules plane crash, near Borja, Spain --(17 US) of 18
411. 1984 -- Mar 24, USMC helicopter crash into Mt., 24M N. of Pohang So. Korea --18 of 29
412. 1987 -- Nov 23, Ryan Air Flight 103, Beechcraft 1900C, approach crash, Homer, AK-- 18
413. 1993 -- Dec 01, Terrain Express II Airlines/Northwest AirlinK crash, Hibbing, MN -- 18
414. 2001 -- Mar 29, Avjet Corp. Gulfstream III charter crash on approach, Aspen, CO -- 18
415. 2005 -- Apr 06, US Army Chinook crash in sandstorm near Ghazni, Afghanistan --all 18

**AVIATION -- Master Set-- By MORTALITY (continued):**

416. 1936 -- Jan 14, American Airlines Douglas DC-2 plane crash, Goodwin, AR --all 17
417. 1942 -- May 01, United Air flight 4 flies into hillside 3.8M from Salt Lake City AP, UT--17
418. 1942 -- May 03, 3 USAAF crashes-Meacham, OR, Pleasant Val., OR; McChord Field, WA-- 17  
 --7 USAAF Boeing V-17E crash, Blue Mountains, near Meacham, OR  
 --6 USAAF A-29B in snowstorm ~Lindsey Peak 1½M from Pleasant Valley, OR  
 --4 USAAF Lockheed A-29 takeoff crash, McChord Field, Tacoma, WA
419. 1942 -- Dec 15, Western Airlines #1 severe pullup and structural failure crash ~Fairfield, UT--17
420. 1943 -- Oct 25, two USAAF B-24H planes collide, near Milligan, NE -- 17
421. 1943 -- Nov 18, USN transport plane crash, 30mi. E of Rio De Janeiro, Brazil --18/US17
422. 1943 -- Dec 19, two USAAF B-24s crash: one ~Sausalito, CA/9; one near Burley, ID/8--17
423. 1944 -- Feb 18, two USAAF B-24s collide, 3 plane group, 20M from Phoenix, AZ --all 17
424. 1944 -- June 06, USN PB4Y-1 crash after takeoff into building, NAAS Camp Kearny, CA-- 17
425. 1944 -- Aug 01, USAAF B-24's collide in formation, 10M S Furnace Creek, Death Valley, CA--17
426. 1944 -- Aug 05, two USAAF B17G's in too-close formation collide, 3M W Dixon, NE-- 17
427. 1944 -- Aug 08, Pan Am Flight 218 flying boat takeoff crash, Nipe Bay off Antilla, Cuba-- 17
428. 1944 -- Nov 11, US Air Transport Command C-54 crash, Pacific, 50 mi. off Oahu -- 17
429. 1944 -- Dec 07, USAAF AT-18 transport takeoff crash/fire, Omaha Municipal AP, NE-- 17

<sup>45</sup> All deaths were of Okinawans in this at-the-time U.S. controlled territory. Pilot had bailed out of jet.

430. 1944 -- Dec 25, USAAF C-47 plane crash, Black Mesa Mountain, Quartzsite, AZ -- 17  
 431. 1945 -- Feb 23, American Air 9 flying too-low VFR, crash, Glade Mt. ~Rural Retreat VA--17  
 432. 1945 -- June 14, USAAF C-46D crash (apparent lightning strike), 6M SE Oakridge, MS-- 17  
 433. 1945 -- July 18, USN PB4Y-2 Privateer plane missing, out of NAS Miami, FL --15-17  
 434. 1945 -- Dec 04, USAAF C-47 missing, Monrovia Liberia for Johannesburg, Africa coast--17  
 435. 1946 -- Jan 18, Eastern Air Flight #105 engine fire/wing collapse/crash, Cheshire, CT-- 17  
 436. 1946 -- Apr 08, USAAF C-47 Yan'an approach crash, Mt. Hei Cho, ~Shensi, China --all 17  
 437. 1948 -- Aug 20, USAF B-29 engine fire, takeoff attempt, crash, Rapid City AFB ~Rapid City, SD--17  
 438. 1948 -- Nov 04, Pacific Alaska Air Express lost near Cape Spencer, AK -- 17  
 439. 1954 -- June 09, USN PBM Mariner crash, Yakushima Island mt. peak, SW Japan --all 17  
 440. 1955 -- Dec 21, Eastern Air Lines 642 crash on approach to AP, Jacksonville, FL --all 17  
 441. 1956 -- Mar 2, USAF C124C Globemaster II/enroute US, engine prob., ditched off Iceland--all 17  
 442. 1958 -- Sep 02, USAF C130A shot-down by MiGs over Sasnashen, Armenia, USSR--all 17  
 443. 1962 -- Nov 23, United 297 plane/bird collision, near Ellicott City, MD -- 17  
 444. 1964 -- Apr 18, two USAF C119 Flying Boxcars collide 6M NE, Clinton County AFB, OH--17  
 445. 1964 -- June 29, USAF Stratofreighter & USAF C54 collide ~Kindley US AFB, Bermuda-- 17  
 446. 1971 -- June 27, takeoff crash, Shelter Cove Sea Park Co. plane, Shelter Cove, CA -- 17  
 447. 1972 -- Mar 03, Mohawk Airlines N7818M plane crash, Albany, NY -- 17  
 448. 1977 -- Dec 08, PHI helicopter hits oil rig crane, Gulf of Mex, near Marsh Island, LA-- 17  
 449. 1978 -- Feb 10, Columbia Pacific Airlines N199EA plane crash, Richland, WA -- 17  
 450. 1979 -- May 30, Downeast Airlines #46 approach crash, Owls Head ~Rockland, ME-- 17  
 451. 1984 -- Aug 24, Wings West Air (15) & Rockwell Comd. (2) collide, San Luis Obispo, CA-- 17  
 452. 1985 -- May 6, USMC CH-53D helicopter crash into Sea of Japan off Yakushima -- 17  
 453. 1985 -- Sep 29, Westwind Sports & Parachute Ctr. skydiving crash, Jenkinsburg, GA-- 17  
 454. 1988 -- Mar 08, US Army Blackhawks collide mid-air, Fort Campbell, KY/TN<sup>46</sup> -- 17  
 455. 1992 -- Feb 06, KY ANG C-130 Hercules crash, hotel/rest. complex, Evansville, IN-- 17

**AVIATION -- Master Set -- By MORTALITY (continued):**

456. 1930 -- Jan 19, Transcontinental Air Transport # 7 plane crash, Oceanside, CA -- 16  
 457. 1942 -- Aug 15, USAAFC-53 flies into terrain, foggy night ~Garnet Peak, Peru, MA-- 16  
 458. 1943 -- June 26, six USAAF plane crashes/collisions, CA (2), FL (2), ME, SC -- 16  
     --2 USAAF AT-6A wing failure and crash 3M SE of Fulton, CA  
     --2 USAAF Vultee BT-13A crash 7M SE War Eagle Field, Lancaster, CA  
     --1 USAAF Republic P-47D collided with 2nd P-47, 20M S of Perry Field, FL  
     --1 USAAF L-2B crash 12M NE of Tyndall Field, Panama City, FL  
     --9 USAAF B-26 crash buzzing relative's farm; crew/civilians, Presque Isle, ME  
     --1 USAAF Stearman PT-17 crash 1M south of Cameron, SC  
 10. 1943 -- Nov 16, two USAAF AT-18s crash near and at Buckingham AAF, FL -- 16  
     --8 USAAF AT-18A 42-55637, 11-16-1943, Buckingham AAF, Fort Myers, FL  
     --8 USAAF AT-18A 42-55675, 11-16-1943, Buckingham AAF, Fort Myers, FL  
 459. 1943 -- Dec 14, USAAF B-24 engine loss after takeoff, hits bluff 2M NE Council Bluffs, IA--16  
 460. 1944 -- Apr 06, USN PBY-5A runs out of fuel, San Juan to Guantanamo NAS, Caribbean--16  
 461. 1945 -- Jan 09, USAAF B-29 lost at sea (Atlantic?), Pratt AAF KS to Puerto Rico -- 16  
 462. 1945 -- Jan 24, two USAAF B-17Fs in flight of five collide/crash ~5M NE of Dyersburg, TN-16

<sup>46</sup> The collision occurred over western KY-TN border, with one Blackhawk falling on KY side, the other in TN.



463. 1945 -- Mar 03, USAAF C-47 Prestwick-Orly AP approach crash, NW of Paris, France--all 16  
 464. 1945 -- Mar 05, bomber/fighter collide, Kissimmee FL; C-60A crash into hangar, Dayton OH--16  
 --8 USAAF bomber/fighter takeoff/landing runway collision Kissimmee AAF, FL  
 --8 Pilot loses control of C-60A Lodestar on takeoff, crashes into hangar; explodes  
 465. 1945 -- Aug 7, USAAF C-47 crash, Lalmanirhat India; USN PV-2 crash, Hunting Isl. SC-- 16  
 --9 USAAF C-47A crash 15M SSW of Lalmonirhat, India (Bangladesh today)  
 --7 USN PV-2 Harpoon crash, lost control in storm, off Hunting Island SC.  
 466. 1945 -- Nov 13, ANA C-49 with USAAC passengers, crashes off Tacloban AP Philippines--16  
 467. 1947 -- Apr 19, USAF B-29 takeoff engine fire/explosion/crash, off Kwajalein Island-- 16  
 468. 1948 -- Aug 24, USAF B-29 engine loss on takeoff, emer. Indg. crash Hickam AFB, HI-- 16  
 469. 1949 -- July 30, Navy Hellcat hits Eastern Airlines #557, both crash ~Chesterfield, NJ-- 16

**AVIATION -- Master Set -- By MORTALITY (continued):**

470. 1950 -- May 18, USAF B-29 engine problem, emer. Indg. crash, Lajes Field, Azores--all 16  
 471. 1950 -- July 13, USAF B-50 plunges to earth/unknown cause, ~Mason, Lebanon, OH --all 16  
 472. 1950 -- Sep 04, Robinson Air #32 takeoff engine failure/crash, Oneida Co. AP, Utica, NY--16  
 473. 1951 -- Mar 02, Mid-Continent Airlines approach crash, Sioux City, IA -- 16  
 474. 1953 -- July 29, Yokota Air Base, Japan, USAF RB50, shot down, Sea of Japan<sup>47</sup> -- 16  
 475. 1955 -- Feb 19, off course TWA # 260 flies into Sandia Mt., ~Albuquerque, NM --all 16  
 476. 1956 -- Aug 22, US Navy P4M-1Q from Iwakuni NAS, Japan, shot down 32M off Wenchow, China--16  
 477. 1956 -- Sep 10, Yokota AB USAF RB50G lost tracking Typhoon Emma Sea of Japan-- 16  
 478. 1957 -- July 16, USAF C47 crash, Mount Cha Tien near Hsinchu Taiwan --all 16  
 479. 1957 -- Oct 29, USAF KC-97G Stratofreighter crash, Grey Mt. near Flagstaff, AZ --all 16  
 480. 1958 -- Feb 15, USAF C-47 transport plane crash in fog on Mt. Vesuvius, Italy --all 16  
 481. 1959 -- Sep 24, Reeve Aleutian Airways fl. #3 approach crash, Great Sitkin Island, AK--16  
 482. 1960 -- Jan 19, USN P4M Mercator plane crash, Karanfil Mt. near Adana, Turkey --all 16  
 483. 1965 -- July 11, USAF Constellation engine fire, crash, ~100 miles off Nantucket, MA-- 16  
 484. 1969 -- Mar 20, Avion Charter plane approach crash in fog, fire, New Orleans IAP, LA--16  
 485. 1969 -- Aug 04, USN C47 plane crash, Andes Mountains near Los Quenes, Chile --all 16  
 486. 1971 -- Oct 21, Chicago & Southern Airlines 804 approach crash in fog, Peoria, IL --all 16  
 487. 1973 -- Apr 12, planes collide, NASA Convair & NAVY P-3C Orion, Sunnyvale, CA-- 16  
 488. 1975 -- Mar 20, USAF transport plane crash, Olympic Nat. Park, Mt. Constance, WA-- 16  
 489. 1975 -- Sep 26, USAF Sikorsky CH-53 helicopter crash, east of Paderborn, W Germany-16  
 490. 1977 -- Jun 21, USN TACAMO EC130Q Hercules takeoff crash, off Wake Island -- 16  
 491. 1978 -- Oct 06, USN C-118 transport crashes into hill in fog near Santiago, Chile -- 16  
 492. 1992 -- Apr 22, plane crash, Perris Valley Aviation (skydiving), Perris, CA -- 16  
 493. 2016 -- July 30, hot air balloon hits power lines/burns/crashes, near Lockhart TX -- 16  
 494. 2017 -- July 10, USMC KC-130 (NY Reserve) crash, with Sp. Ops team, Leflore Co., MS--16
495. 1938 -- July 28-29, Pan Am 229 out of Alameda CA, lost, Pacific ~530M E of Manila --all 15  
 496. 1942 -- Jan 14, five USAAF planes crash, AL, ID, NH, TX, off coast of VA -- 15  
 --1 08:35, USAAF Bell P-39D airport approach crash near Harlingen, TX  
 --9 14:22, USAAF B-26B crash ~Black Creek Reservoir 9M SE of Boise, ID  
 --1 18:30, USAAF AT-6A crash 1M north of Craig Field, Selma, AL

<sup>47</sup> Cross-listed in Violence (Attack).

- 2 after 18:30 USAAF Vultee BT-13A crash, Atlantic, off coast of VA
- 2 20:04, USAAF Douglas B-18A crash into Mt. Moosilauke, NH
- 497. 1942 -- Mar 05, 2 USAAF plane crashes, St. Lucie River, Port Sewall, FL; off NC/VA-- 15
  - 8 USAAF C-30 crash in St. Lucie River in severe rainstorm, Port Sewall, FL
  - 7 USAAF Y1B-17 out of Langley Field, VA lost at sea off East Coast
- 498. 1942 -- Apr 29, four USAAF planes crash; Kodiak, AK; Smyer, TX; Orlando, FL (2)-- 15
  - 7 USAAF B-17E and Curtis P-40E planes collide, 9M W of Orlando, FL
  - 7 USAAF B-18A bomber crash, Sharatin Mountain, near Kodiak, AK
  - 1 USAAF AT-6A crash near Smyer and Lubbock Army Flying School, TX
- 499. 1943 -- May 08, USAAF C-47 crash after takeoff 2M N Tinker Field, Oklahoma City OK--15
- 500. 1943 -- May 13, two USAAF B-24s collide mid-air 4M NE of Biggs Field, El Paso, TX--15
- 501. 1943 -- July 5, planes crash; USN PV-1, NAS Deland FL; USAAF B-24, Bakersfield CA-- 15
  - 8 USN PV-1 Ventura, Naval Air Station, Deland, FL
  - 7 USAAF B-24E approach crash (engine failure), 5M east Bakersfield, CA
- 502. 1943 -- Aug 10, 2 Walla Walla, WA USAAF B-17s crash, ~Cecil, OR, Paterson, WA-- 15
  - 8 Walla Walla AAB, USAAF B-17 bomber crash near Cecil, OR
  - 7 Walla Walla AAB, USAAF B-17 bomber crash near Paterson, WA
- 503. 1943 -- Dec 05, US Army and Navy planes crash: Quonset Pt. RI; Kings Canyon, CA-- 15
  - 9 USN PV-1 Ventura hot landing into hangar, NAS Quonset Point, RI
  - 6 USAAF B-24E crash, Kings Canyon National Forest, CA
- 504. 1944 -- July 21, 3 USAAF C-47s lost, Atlantic, 25M off Cape Fear, NC -- 15
- 505. 1944 -- Oct 08, USAAF B-29 goes out of control/crashes, near Love Field, Dallas, TX-- 15
- 506. 1944 -- Nov 03, USAAF B-24 and P-39 collide, training ~Kingman Army Air Field, AZ-- 15
  - 14 B-24 --1 P39 fighter pilot
- 507. 1944 -- Nov 10, USAAF B-29 plane crash, near Clovis Army Air Field, NM -- 15
- 508. 1945 -- June 13, USAAF B-24 flight to US crashes, Sidhean Mor ~Gairloch, Scotland-- 15
- 509. 1945 -- June 17, USAAF B-24, Wales to Azores crash at sea 60M off Finisterre, Spain-- 10
- 510. 1945 -- July 04, USAAF B-25 missing, mt. terrain, Chengjiang, China to Dinjan, India-- 15
- 511. 1945 -- July 05, USAAF B-17 bound for US, engine fire/ditches 150M NW Lajes Fld., Azores--15
- 512. 1945 -- Aug 25, off-course USAAF B-24J flies into mountain, SE of Tollgate, OR -- 15
- 513. 1945 -- Oct 30, USAAF C-47A plane crash into mountain near Cuneo, Italy --all 15
- 514. 1949 -- Jan 26, USAF B-29, Dakar, Senegal to Norfolk, UK, lost ~Canary Islands, Spain-- 15

**AVIATION -- Master Set -- By MORTALITY (continued):**

- 515. 1950 -- Mar 7, Northwest 307 hits flagpole, Twin Cities AP landing, crashes, Minneapolis, MN--15
  - All 13 on Northwest 307 and 2 children in bed in house plane crashed into
- 516. 1952 -- Feb 22, USAF F84 trng. flight hits power lines/crashes, Tsu Bu vlg., S Kor.,/14 dead-- 15
- 517. 1952 -- Mar 12, two USAF B-29's flying blind collide ~Sequin and San Antonio, TX-- 15
  - 8 USAF TB-29 Superfortress 44-62223
  - 7 USAF TB-29 Superfortress 55-87774
- 518. 1952 -- Apr 04, USAF Globemaster & C-47 planes collide, Mobile, AL -- 15
- 519. 1952 -- Apr 15, USAF B-36 takeoff crash and fire, near Fairchild AFB, Spokane, WA-- 15
- 520. 1953 -- Feb 02, USAF B-29 Superfortress takeoff crash, Wheelus Field, Tripoli, Libya-- 15
- 521. 1953 -- Nov 10 USN PBM plane crash, sea ~Che Ju Isl. 40M SW of Jindo, So Korea --14-15
- 522. 1953 -- Nov 17, USAF C-119F loses engine, hits paratroopers, crashes, Fort Bragg NC-- 15

- 523. 1955 -- Jan 12, TWA #694 & Castleton, Inc. DC-3 planes collide, Covington, KY --all 15
- 524. 1955 -- May 25, USAF B-36J breaks-up in severe thunder storm ~Sterling City, TX--all 15
- 525. 1956 -- Aug 29, Canadian Pacific Airlines fl. 307 approach crash, Cold Bay AP, AK-- 15
- 526. 1958 -- June 27, USAF SAC tanker crash, near Chicopee falls, MA -- 15
- 527. 1958 -- Dec 22, USAF C-54 transport from Elmendorf AFB crashes, Mt. Iliamna, AK-- 15
- 528. 1959 -- Nov 07, USAF C-47 crashes after take-off, Tainan, Formosa (Taiwan) -- 15
- 529. 1961 -- Apr 18, USAF C47, circling takeoff climb, foggy weather crash, Mt Parker, Hong Kong--15
- 530. 1962 -- Mar 08, USAF C-130A Hercules plane crash near Alencon, western France -- 15
- 531. 1967 -- Apr 25, USAF Super Constellation engine fire and crash off Nantucket Isl., MA--15
- 532. 1969 -- Jan 13, SAS Flight 933 approach crash, Santa Monica Bay, CA -- 15
- 533. 1976 -- Sep 26, USAF KC-135 Stratotanker (61-0296) plane crash, near Alpena, MI-- 15
- 534. 1981 -- Apr 17, Air US 716 and Sky West Parachute planes collide, Loveland, CO -- 15
- 535. 1985 -- Oct 15, USMC Sea Knight helicopter off USS *Guadalcanal* crash, Onslow Bay, NC--15
- 536. 1987 -- Dec 21, Petroleum Helicopters, Inc. oil rig landing crash, Gulf of Mex. off LA-- 15
- 537. 1989 -- Mar 12, USAF CH-3C helicopter crash 20 miles NW of Tucson, ~Marana, AZ-- 15
- 538. 1994 -- Dec 13, American Eagle Flight 3379 (Flagship Air) approach crash, ~Raleigh, NC-- 15

**AVIATION -- Master Set -- By MORTALITY (continued):**

- 539. 1925 -- Sep 03, Navy dirigible *Shenandoah* upset by storm/breakup/crash ~Marietta OH-14
- 540. 1929 -- Mar 17, Colonial Western Airways tri-motor sightseeing crash, Newark NJ -- 14
- 541. 1933 -- Mar 25, Varney Speed (Air) Lines plane crash, San Leandro, CA -- 14
- 542. 1941 -- Oct 30, Northwest Airlines crash on Fargo ND AP approach, Moorhead, MN-- 14
- 543. 1942 -- Mar 15, 2 USAAF B-17s out of Pendleton OR crash within 2 hrs., OR/10, ID/4-- 14  
     --10 off-course USAAF B-17 flies into Blue Mt., OR at night, poor weather  
     -- 4 USAAF B-17 flies into ridge, missed approach 2<sup>nd</sup> Indg. attempt, Boise, ID
- 544. 1942 -- Apr 12, two USN PBV-5A bombers fly into Mt. 7M E of Livermore, CA -- 14
- 545. 1942 -- May 12, 6 planes crash/collide, IL (2), OK (4 planes, 7 dead), WA (5 dead) -- 14
- 546. 1942 -- June 04, USAAF LB-30 emergency landing approach crash 3M NW Hamilton Field, CA--14
- 547. 1942 -- Aug 19, USN PBV hits tug on takeoff, Coco Solo Navy Base, Panama Canal Zone-- 14
- 548. 1942 -- Aug 25, USN PBV-5 Catalina missing, Kodiak, Aleutians heading east AK -- 14
- 549. 1942 -- Sep 11, P-40K in-flight fire, crash into Curtiss-Wright Plant, Buffalo, NY -- 14
- 550. 1943 -- Feb 05, two USAAF B-25Cs collide midair 12M west of Newberry, SC -- 14
- 551. 1943 -- May 04, USAAF B-24, UK to US, flies into Mt. Fagradalsfjall, Iceland -- 14
- 552. 1943 -- Aug 28, 2 USAAF B-17Fs collide, 3<sup>rd</sup> hits debris ~Army Air Base, Harvard, NE-- 14
- 553. 1943 -- Oct 22, USAAF B-17 stall/crash in storm, Arkansas River ~Ponca City, OK -- 14
- 554. 1943 -- Oct 29, USAAF B-24 crash after takeoff, Atlantic off West Palm Beach, FL -- 14
- 555. 1943 -- Oct 29, USAAF C-47 engine loss, approach crash, Hoffman-Mackall AAF, NC--14
- 556. 1943 -- Dec 22, USAAF B-24H takeoff crash 3M NW Morrison Field, West Palm Beach FL--14
- 557. 1944 -- Feb 16, USN Air Transport R4D-1 flight missing, NAS Seattle to Kodiak, AK-- 14
- 558. 1944 -- June 08, USAAF B-25s collide/fall on homes/kill 10 civs., Kalihi, Honolulu, HI--14
- 559. 1945 -- Mar 10, USN PB4Y-1 lost, training flight NAS Jacksonville FL to Bahamas-- 14
- 560. 1945 -- Apr 11, two USAAF TB-17Fs AP approach collision near Jackson AAB, MS-- 14
- 561. 1945 -- May 05, USAAF B-17 crash, night, Charco Azul mts./hills SE of Cienfuegos, Cuba--14
- 562. 1945 -- July 23, USAAF B-24 engine fire/separation, crash, Tarskavaig, Isle of Skye, Scot.-- 14

563. 1945 -- July 28, USAAF B-25 bomber flies into Empire State Building in fog,<sup>48</sup> NY-- 14  
 564. 1945 -- Sep 12, USN PB4Y-2 Privateer take-off engine fire/crash ~Master Field, Miami, FL-- 14  
 565. 1945 -- Oct 31, US Navy R4D-7 transport crash in heavy fog, Rich Mountain, AR -- 14  
 566. 1945 -- Dec 03, USAAF C-47B crash 10 miles SE of Carlos Pellegrini, Argentina --all 14  
 567. 1947 -- July 13, Burke Air Transport flies into ground (pilots asleep?), 4M SW Melbourne, FL--14  
 568. 1947 -- Sep 19, USAF C-54 in-flight fire/crash 3.1M SW off Puerto San Juan, Peru -- 14  
 569. 1949 -- Jan 02, Seattle Air Charter (Yale students) takeoff crash, Seattle-Boeing Field, WA--14

**AVIATION -- Master Set -- By MORTALITY (continued):**

570. 1951 -- Apr 27, USAF F-51 Mustang jet hits USAF B-36, NE of Perkins, OK -- 14  
 571. 1953 -- Jan 16, USAF C54 approach crash, Harmon AFB, Stephenville NFLD, Can --13-14  
 572. 1954 -- June 27, USAF KC-97G Stratotanker flies into Box Springs Mountain, CA --all 14  
 573. 1955 -- Mar 06, USAF C-54 flies into mountain side and burns, ~Taitung, Taiwan --all 14  
 574. 1955 -- Sep 24, five USAF planes crash (11 deaths), one Flying Tiger Line crash (3)-- 14  
     --7 USAF SC-47D near Burns, WY  
     --1 USAF F-84F Thunderstreak #51-17083, 22M E of Langley AFB, Hampton, VA  
     --1 USAF F-84F Thunderstreak #52-6517, 5M NE Langley AFB, Hampton, VA  
     --1 USAF F-84F Thunderstreak #52-7029, Chesapeake Bay off Langley AFB, VA  
     --1 USAF F-84F Thunderstreak #52-7038, 25M NE Langley AFB, Hampton, VA  
     --3 Flying Tiger Line C-54A (military cargo contract), 1000M W of Honolulu, HI  
 575. 1955 -- Nov 17, blown off course USAF DC-4 flies into top of Mt. Charleston, NV --all 14  
 576. 1955 -- Nov 29, USAF F-84 (1) takeoff malfunction into base housing/13, Eielson AFB, AK--14  
  
 577. 1960 -- June 14, Pacific Northern Airlines 201 plane crash, Mt. Gilbert (9000 ft), AK-- 14  
 578. 1963 -- Jan 30, US Navy ASW P-3A plane crash, about 250M off Atlantic City, NJ --all 14  
 579. 1965 -- Aug 28, USAF C47 crashes into mount Cerro Calima near Cali Columbia --all 14  
 580. 1967 -- Dec 14, USN P2V-7 Neptune plane crash ≈Sea Otter Glacier, Mt. Fairweather, AK--14  
 581. 1969 -- July 06, Air South 168 system failure plane crash, near Monroe, GA -- 14  
 582. 1969 -- Nov 19, Mohawk Airlines Flight 411 plane crash, near Glens falls, NY -- 14  
 583. 1969 -- Dec 22, USN jet engine failure; crash kills ground personnel, Miramar NAS, CA-- 14  
 584. 1972 -- June 03, Brunswick ME-based US Navy P-3 Orion plane crash, mt., Morocco-- 14  
 585. 1973 -- Mar 08, US Army Golden Knights parachute team plane crash, Silk Hope, NC-- 14  
 586. 1975 -- Jan 09, planes collide, Golden West Air #261 and Cessna, Whittier, CA -- 14  
 587. 1981 -- May 26, USN EA-68 Prowler plane crash, USS *Nimitz*, off Jacksonville, FL<sup>49</sup>-- 14  
 588. 1982 -- Oct 17, private Beechcraft C-45 parachuting jump plane crash near Taft, CA-- 14  
 589. 1983 -- Apr 30, USN C-131 engine fire/crash, St. John's Riv., ~Jacksonville NAS, FL-- 14  
 590. 1983 -- June 16, US Navy P-3B Orion (152720) crash into mountain, Kauai, HI -- 14  
 591. 1985 -- Sep 23, Henson Airlines 1517 approach crash, Hall Mt. (~Staunton), VA -- 14  
 592. 1988 -- Aug 31, Delta Air flight 1141 takeoff crash/fire, Dallas/Fort Worth AP, TX -- 14  
 593. 1989 -- May 29, USMC CH46 Sea Knight helicopter crash, training ex., off Okinawa-- 14  
 594. 1991 -- Sep 11, Continental Express 2574 breakup and crash, near Eagle Lake, TX -- 14  
 595. 1996 -- May 10, two U.S. Marine helicopters collide, Camp LeJeune, NC -- 14  
 596. 1996 -- Nov 19, United Express 5925 and Beechcraft planes collide, Quincy, IL -- 14

<sup>48</sup> Cross listed in Fog as contributing condition.

<sup>49</sup> Cross-listed in Maritime.

597. 2009 -- Mar 22, Pilatus PC-12/45 jet private plane crash, Butte, MT -- 14  
 598. 2015 -- Oct 2, USAF C130 takeoff crash, yoke blocked by pilot, Jalalabad AP, Afghanistan 11US of 14

**AVIATION -- Master Set -- By MORTALITY (continued):**

599. 1919 -- July 21, dirigible *Wingfoot* fire/crash (3) into bank (10) skylight, Chicago, IL-- 13  
 600. 1937 -- Mar 25, TWA inflight icing crash near Clifton (7M from Pittsburgh), PA --all 13  
 601. 1942 -- Feb 11, four USAAF planes crash, Taft & Lemoore CA, Granby CT, Tolt WA-- 13  
     -- 2 08:50, Gardner Field, USAAF Vultee BT-13A crash, Taft, CA  
     -- 6 15:50, Bradley Field, CT USAAF Lockheed A-29 crash, East Granby, CT  
     -- 1 15:20, Lemoore Army Air Field USAAF BT-13A, 14M NW Lemoore, CA  
     -- 4 23:50, McChord Field USAAF Martin B-10BM crash near Tolt, WA  
 602. 1942 -- Feb 20, seven US military planes crash, CA, Wash. DC, TX (2), WA (2) -- 13  
  
 603. 1943 -- Apr 23, two USAAF B-26C bombers collide mid-air over Englewood, FL --all 13  
 604. 1943 -- June 25, USN PBY-5 Catalina crash, St. John River ~Green Cove Springs, FL-- 13  
 605. 1943 -- June 27, two USAAF B-25s on nighttime navigational trng. flight crash in GA-- 13  
     --6 USAAF B-25C flies into terrain under cloud-cover 18M NE of Sandersville  
     --7 USAAF B-25C hits tree flying low under clouds 20M NNE Augusta  
 606. 1943 -- July 19, USAAF C-53D crash in turbulent storm 9M W of Lincoln, NE --all 13  
 607. 1943 -- July 24, USAAF B-17 crash into hill 10M N of Ephrata Army Air Base, WA--all 13  
  
 608. 1944 -- Jan 02, USAAF B-17G breaks-up, icing, McClellan Field, Sacramento, CA --all 13  
 609. 1944 -- Jan 20, USN PB4Y1 Liberator takeoff crash/engine failure, Camp Kearny, CA-- 13  
 610. 1944 -- Feb 03, two USAAF B-26Bs collide in formation, 7M W of Garland, AR --all 13  
 611. 1944 -- Feb 07, two USAAF planes crash at Parkton, NC and at Wendover Field, UT-- 13  
     --9 USAAF B-24 crash into rising terrain 8M NE Wendover Field, UT  
     --4 USAAF C-47A break-up in mid-air after doing a loop, Parkton, NC  
 612. 1944 -- May 19, USN 32226 PB4Y-1 Liberator plane crash ~MCAS Cherry Point, NC-- 13  
 613. 1944 -- Nov 11, USAAF C-47B plane crash, Strawberry Peak, near Glendale, CA --12-13  
 614. 1944 -- Dec 05, USAAF P-47/B-24J planes collide near Walterboro AAF, SC -- 13  
 615. 1944 -- Dec 29, USAAF C-47A crash into hillside near Adak Army Air Base, AK --all 13  
  
 616. 1945 -- Jan 06, USAAF C-46 crash, Himalayan mt.-side, Arunachal Pradesh, NE India--all 13  
 617. 1945 -- Apr 19, USN R4D-5 crash in fog after takeoff, Gooseberry Hill, Australia --all 13  
 618. 1945 -- July 8, USAAF B-29 encounters thunderstorm/loses tail/crashes 20M ~Pueblo AAB, CO--13  
 619. 1945 -- July 13, USAAF B-24 enters severe turbulence, crash, Southport, ~Panama City, FL--13  
 620. 1945 -- July 14, USAAF B-29 crash after takeoff, sandstorm? ~Kirtland Fld., Albuquerque NM-13  
 621. 1945 -- July 25, thunderstorm, USAAF TC-47B wing fails/crash 13M NE of Tampa, FL-- 13  
 622. 1945 -- Aug 1, USAAF B-17 bound for US, engine failure/ditches, Tyrrhenian Sea off W. Italy--13  
 623. 1945 -- Aug 28, USAAF B-32 takeoff power loss, crash, runway-end pit, Yontan, Okinawa-- 13  
 624. 1945 -- Oct 18, USAAF TB-24J engine fire just after takeoff, crash ~Hondo AAF, TX-- 13  
  
 625. 1946 -- July 18, USAAF C-47 transport crash, in severe thunderstorm ~Goodland, KS-- 13  
 626. 1946 -- Sep 16, 3 US mil. plane crashes, Aleutian Isl., AK, Granite Falls, WA, Twin Falls, ID--13  
     --1 USAAF P-381 Lightning 44-26912. Fuselage cracks/plane came apart. AK

- 4 USAAF A-27 Invader, pilot loses control in air show maneuver, crashes. ID
- 8 USN PBY-61 Catalina hits trees/crashes near Granite Falls, WA
- 627. 1946 -- Oct 11, planes crash; Franconia VA, NAS Kaneohe HI, ~Tulelake CA, Rio de Janeiro-13
  - 5 USAAF B-25 crash in fog, Franconia, 6M west of Alexandria, VA
  - 2 USN patrol bomber crashed after takeoff near NAS Kaneohe, Oahu, HI
  - 1 private plane, pilot lost control flying low and crashed, near Tulelake, CA
  - 5 USAAF C-45 hits mt. peak in simulated bombing run, Rio de Janeiro, Brazil
- 628. 1946 -- Oct 17, National Air Transport Service landing crash in adverse weather, Laramie, WY--13
- 629. 1947 -- Nov 27, Columbia Air Cargo C-47 too-low AP approach crash, Yakutat, AK-- 13
- 630. 1948 -- Aug 12, USAF B-29 goes out of control on takeoff climb, crashes 6M S Roswell NM--13
- 631. 1948 -- Nov 03, USAF B-29 bomber crash, Shelf Moor, near Manchester, England -- 13
- 632. 1949 -- Sep 26, USAF B-29 explosive decompression/crash near Talihina, SE OK --all 13

**AVIATION -- Master Set -- By MORTALITY (continued):**

- 633. 1950 -- Jan 13, USAF G-15 glider dips/dives to ground too steeply, Lawson AFB, GA-- 13
- 634. 1950 -- Apr 11, USAF B-29 crash, Manzano Nuclear Wpn. Storage Area ~Kirtland AFB NM--13
- 635. 1950 -- Nov 16, USAF KB29 tanker and B-50 collide/crash ~Sil Nakya village, AZ -- 13
- 636. 1951 -- Aug 20, USAF T-33A crash after takeoff, hits Army truck/burns, Fort Dix, NJ-- 13
- 637. 1952 -- Aug 8, USN PBM Mariner seaplane crash, hilltop ~Nagahama, Ehime, Japan--all 13
- 638. 1952 -- Dec 1, USAF C47B flies into Mt. San Gorgonio, snowstorm, ~Banning, CA--all 13
- 639. 1953 -- Jan 16, USAF C54 approach crash, Harmon AFB, Stephenville, NFLD, Can.-- 13
- 640. 1954 -- Oct 06, USAF RB-50G plane crash and fire, near Willows, Glenn County, CA-- 13
- 641. 1955 -- Jan 17, USN C121 Super Constellation 2 engines out, crash off Stephenville NL Can--13
- 642. 1955 -- Mar 20, American Airlines #711 airport approach crash, Springfield, MO -- 13
- 643. 1955 -- Sep 8, USAF B29 Superfortress crash, ocean so. of Ishigaki Island, Okinawa, Japan--13
- 644. 1957 -- Feb 02, two USAF KB-29P tankers collide, poor visibility, trng. mis. Morigny, France- 13
- 645. 1958 -- Sep 08, USAF B-52s collide on Fairchild AFB approach ~Airway Heights, WA--13
- 646. 1958 -- Sep 09, USAF Douglas C47 plane crash taking off, Elmendorf AFB, Anchorage, AK-- 13
  
- 647. 1960 -- July 27, Chicago Helicopter Airways blade failure and crash, Forest Park, IL--all 13
- 648. 1962 -- May 17, USAF C130 Hercules flies into cloud shrouded mt., 20M W Nairobi, Kenya--13
- 649. 1962 -- Sep 04, Ashland Oil Co. plane loses right wing/crashes ~Lake Milton, OH -- 13
- 650. 1962 -- Dec 26, USN P5M1 Marlin Seaplane lost at sea 350M SW of San Diego, CA-- 13
- 651. 1964 -- Dec 04, USN P3A Orion fire, crash, 25M W off Luzon, Cubi Pt NAS, Philippines--13
- 652. 1965 -- Nov 27, Edde Airlines flies into rising terrain after takeoff in snow, Salt Lake City, UT-- 13
- 653. 1968 -- Jan 17, USAF Stratotanker takeoff plane crash in snowstorm, Minot AFB, ND--all 13
- 654. 1969 -- Feb 05, USAF HC-130 rescue plane crash into sea ~100M south of Taiwan -- 13
  
- 655. 1970 -- May 04, USAF Convair T-29D plane crash after takeoff ~Hamilton AFB, CA-- 13
- 656. 1972 -- June 29, North Central Air (5) & Air Wisconsin Inc. (8) collide ~Appleton, WI-- 13
- 657. 1972 -- Dec 05, USAF C-130/12 crew, collides with SC ANG F-102, ~Conway, SC -- 13
- 658. 1977 -- Sep 06, Alaska Aeronautical Industries fl. 302 plane crash, Mt. Iliamna, AK-- 13
- 659. 1977 -- Dec 11, Brunswick NAS-based USN Orion crash, fog, Mt El Hierro, Canary Isl.--13
  
- 660. 1980 -- June 12, Air Wisconsin flight 965 crash (storm, engine failure), Valley, NE -- 13

661. 1980 -- Aug 06, Air Logistics helicopter crash with oil platform workers, off Houma, LA-13  
 662. 1984 -- Dec 06, Provincetown-Boston Airlines 1039 takeoff crash, Jacksonville AP, FL- 13

**AVIATION -- Master Set -- By MORTALITY (continued):**

663. 1990 -- Aug 29, USAF C-5A Galaxy plane crash, Ramstein US Air Base, Germany -- 13  
 664. 1991 -- July 10, L'Express Airlines Flight 508 plane crash, near Birmingham, AL -- 13  
 665. 1992 -- Nov 30, two USAF C-141 transports collide mid-air, near Harlem, MT -- 13  
 666. 1997 -- Aug 06, Korean Air 801 approach crash Antonio B. Won IAP, Guam --229/US 13
667. 2004 -- Oct 19, Corporate Airlines (N875JX) plane crash, Kirksville, MO -- 13
668. 1935 -- Oct 07, United Airlines airport approach crash, Cheyenne, WY -- 12  
 669. 1936 -- Apr 07, TWA Flight 1 flies into mt. ridge near Fairchance, southwest PA -- 12  
 670. 1936 -- Dec 27, United Air 34 plane crash, Rice Canyon, Newhall, CA -- 12
671. 1940 -- June 17, two USAAF B-18s collide and crash, Bellerose Manor, Queens, NY-- 12  
 672. 1941 -- Nov 2, USN Patrol "Flying Boat" crash, mountain near Krysuvik, Iceland -- 12
673. 1942 -- Mar 18, twelve USAAF planes crash, CA (5), GA, OH (4), TX, WV -- 12  
 --4 P-39Fs crash, "blinding snowstorm," 6½M E of Lima, OH; all 4 pilots killed.  
 --1 A-20C crash in cloud covered valley, off-route over hometown, ~Durbin, WV  
 --1 BT-13s collide on final approach to Cochran Field, Macon, GA.  
 --5 All 5 BT-13A pilots, inclement weather, ~Lebec, Quail Lake, Tehachapi, S CA  
 1 AT-61 takeoff crash Moore Field, Mission TX, 10:55 p.m.
674. 1942 -- Apr 02, six USAAF planes crash, Helena, AR; Planada, CA, Leary, GA;  
 Savannah AB, GA; San Angelo, TX; Everett, WA -- 12
675. 1942 -- June 08, USN Airships Defender/G-1 & L-2 collide, Atlantic off Lakehurst NJ-- 12  
 676. 1942 -- Oct 23, American Air 28 and USAAF B-34 collide 3M N Palm Springs, CA-- 12  
 677. 1942 -- Dec 05, USAAF C-47 approach crash, near Maxwell Field, Montgomery, AL-- 12  
 678. 1942 -- Dec 30, USAAF B-17F icing crash 8M south of Musselshell, MT -- 12
679. 1943 -- Jan 25, USAAF B-17 crash letting down in low clouds, 2M NW New Albany, OH--12  
 680. 1943 -- Feb 17, USAAF B-17F structural failure and crash, near Huron, SD -- 12  
 681. 1943 -- May 20, USAAF B-24 missed approach crash into natural gas tank, fog, Chicago IL-12  
 682. 1943 -- July 05, USAAF B-24 search mission crash, fog, Green Mt., San Miguel Isl., CA--12  
 683. 1943 -- July 25, two B-25s AP approach collision, Santa Fe Beach Havana, Cuba -- 12  
 684. 1943 -- July 28, USAAF B-24E dive recovery structural failure crash, Adena, CO --all 12  
 685. 1943 -- Aug 18, USAAF B-24E engine fire and crash, Otero County, NM --all 12  
 686. 1943 -- Aug 18, USN PBM-3C Mariner patrol plane crash off Montauk Pt. Long Is., NY--12  
 687. 1943 -- Nov 18, USAAF B-24J Liberator crash 9 miles north of Melrose, NM --all 12  
 688. 1943 -- Dec 15, USAAF B-17F takeoff engine problem & crash, Ardmore AAF, OK--all 12
689. 1944 -- Feb 16, USAAF B-17F out of fuel after failed landing attempts crash, Wimauma, FL--12  
 690. 1944 -- Feb 22, USAAF B-17F, off course/instrument conditions crash, Blue Mt., NJ-- 12  
 691. 1944 -- Feb 25, USAAF B-17 & AT-6A collide 15M NW Army Air Field, Las Vegas, NV--12

692. 1944 -- Mar 03, two USAAF B-26s collide 10M N of Barksdale Field, Shreveport, LA-- 12  
 693. 1944 -- Mar 05, USAAF B-24E engine fire/explosion/crash, east off Jacksonville, FL-- 12  
 694. 1944 -- Apr 11, US Navy War Eagles P-3C Orion crashes east of Columbus, NM -- 12  
 695. 1944 -- Apr 14, USN heavy bomber crash 22M E of Palomas, MX, 1000 feet from TX border-- 12  
 696. 1944 -- Apr 25, two USAAF B-24s collide midair 15M NE Yuma Army Air Field, AZ-- 12  
 697. 1944 -- May 30, USN PB4Y and F4F collide over Palomar Mt., San Diego County, CA--12  
 698. 1944 -- June 28, 3 USAAF planes crash: ~Selma AL/5; ~Dermott AR/2; ~Yuma AZ/5-- 12  
     --5 USAAF C-60A Lodestar, lost engine on takeoff, crashed ~Selma AAF, AL  
     --2 USAAF BT-13A, left wing failed in flight near Dermott, AR  
     --5 USAAF B-17 G Flying Fortress flew into mountainside at night ~Yuma, AZ  
 699. 1944 -- July 19, USAAF B-24J #42-51617 breaks-up/crashes 5M N of Touchet WA-- 12  
 700. 1944 -- Sep 17, USAAF B-29 crashes buzzing a farmhouse, 1M S of Copeland, KS<sup>50</sup>-- 12  
 701. 1944 -- Sep 24, USAAF C-47 hits 2nd C-47 parachute bundle/crashes, Camp Mackall, NC--12  
 702. 1944 -- Oct 15, USAAF B-29 plane crash, Alamogordo Army Air Base, NM -- 12  
 703. 1944 -- Oct 24, USAAF B-17 eng. problem, emer. lndg. crash/explosion, Russell, KS-- 12  
 704. 1944 -- Oct 26, USAAF C-46A planes collide, Reno Army Air Base, NV -- 12  
 705. 1944 -- Nov 07, USN PB4Y-1 Liberator plane crash, off Fort Monroe, VA -- 12  
 706. 1944 -- Nov 30, USAAF B-24 and USN PB4Y-5 planes crash, ID & CA -- 12  
     --4 USAAF B-24J Liberator pilot error crash near Mountain Home AFB, ID  
     --8 US Navy PBM-5 crash, night, poor weather/low visibility, Mt. Tamalpais, CA  
 707. 1944 -- Dec 25, USAAF C-47A plane crash, Roundtop Mt. near Harrisburg, PA --11-12

**AVIATION -- Master Set -- By MORTALITY (continued):**

708. 1945 -- Mar 10, USA B-24 crash, Atlantic near Montauk Point, Long Island, NY -- 12  
 709. 1945 -- Apr 01, USAAF B-29 engine fire and crash, 6 miles NE of Alamogordo, NM-- 12  
 710. 1945 -- Apr 16, USAAF B-29 ferry flight too-low approach hits water, Pango Bay, Guam-- 12  
 711. 1945 -- Apr 17, US Navy PB4Y-1 patrol plane crash, training ex. off Mayport, FL -- 12  
 712. 1945 -- May 23, US Navy PB4Y-1 Liberator engine failure, crash at sea off Iwo Jima-- 12  
 713. 1945 -- June 16, USAAF C-47 flight to AUS crash on mt. ~Moikisung, Papua New Guinea--12  
 714. 1945 -- June 30, USAAF B-29 night navigation crash into mt., 8M ~Guadalupe Peak, TX--12  
 715. 1945 -- July 10, USN PBM-3C plane missing, last contact off Providence Isl. Bahamas-- 12  
 716. 1945 -- July 30, USAAF B-24 crash in forest near Schofield Barracks, Oahu, HI --all 12  
 717. 1945 -- Aug 30, USAAF B-29 with POW supplies crashes, Mt. Oyajiyama, Japan --all 12  
 718. 1945 -- Sep 01, USAAF B-24J takeoff crash, near Hondo Army Air Field, TX --11-12  
 719. 1945 -- Oct 16, USAAF C-47 engine fire, crash 60 mls NW of Saipan, Mariana Islands--12  
 720. 1946 -- Jan 13, USAAF C-46 initial climb crash into sea, off Majuro, Marshall Islands-- 12  
 721. 1946 -- Jan 29, USAAF C-46, occupants bail out, unable to find Shanghai AP, China --all 12  
 722. 1946 -- June 12, USAAF B29 crash/fire, Collins Gap, near Clingman's Dome, TN -- 12  
 723. 1946 -- Aug 01, USN PB4Y-2 Privateer crash after takeoff from Camp Kearny MCAS, CA--all 12  
 724. 1946 -- Dec 24, Western Air 44 hits Cuyapaipe Mt., too-low approach to San Diego, CA-- 12  
 725. 1946 -- Dec 28, TWA 6963 final approach crash at night, altimeter error, Shannon AP, IRL--12  
     --10 passengers and crew with US addresses and 2 with French

---

<sup>50</sup> Crash into farmhouse killing grandfather and one-year-old grandson, in addition to ten U.S. service crewmen.



**AVIATION -- Master Set -- By MORTALITY (continued):**

726. 1947 -- Jan 27, USAAF B-29 takeoff crash (engine trouble), Kirtland Field, NM -- 12  
727. 1947 -- Feb 24, USAF B-29 weather reconnaissance plane lost, Bering Sea or W. AK-- 12  
728. 1947 -- June 14, off-course USAAF B-29 hits top of Hawks Mountain at night, VT -- 12  
729. 1947 -- Dec 16, USAF B-29 crash after Davis-Monthan Field takeoff near Tucson, AZ-- 12
730. 1948 -- Jan 27, USAF C-47 crash (dependents), snowstorm, Cheval Blanc Mt., France-- 12  
731. 1948 -- Mar 10, Delta Air Flight 705 takeoff crash, Chicago Municipal Airport, IL -- 12  
732. 1948 -- May 09, USN PB4Y-6A Catalina plane lost, San Juan, PR to Key West, FL --all 12  
733. 1948 -- Aug 11, USN PB4Y-2 flies into cliff, Rota Island (northern Mariana Islands)-- 12  
734. 1948 -- Nov 03, US Navy PB4Y-2 plane crash, 10M off Port Moller, Kodiak AK --all 12  
735. 1949 -- Oct 13, Lakenheath AB USAF B50 takeoff engine fire/crash ~Isleham Eng.--US/11 of 12
736. 1950 -- Mar 23, USAF B-50 in-flight engine fire/explosion/wing loss/crash NNW Hyder, AZ--12  
737. 1951 -- Aug 12, US Navy PB4Y-2 Privateer crash into mountain, Amak Island, AK -- 12  
738. 1951 -- Oct 15, USAF C-97A lost, North Atlantic, Azores to Westover AFB, MA -- 12  
739. 1952 -- Jan 14, USN P4Y-2 crash after 2 engines fail 6M SW of Yokohama, Japan --all 12  
740. 1952 -- Feb 1 USAF B29 hits 2<sup>nd</sup> B29/no deaths 2<sup>nd</sup> plane, 5M off Bolo Point Okinawa --all 12  
741. 1952 -- Mar 26, two USAF planes crash, Davis-Monthan AFB/8, AZ; Albuquerque, NM/4-- 12  
742. 1952 -- Apr 09, USAF F-94 fighter & C-47 transport collide in clouds ~Otis AFB, MA--all 12  
743. 1952 -- Jun 13, USAF RB-29 intel plane out of Yokota Air Base, Japan, shot down, Sea of Japan--12  
744. 1952 -- Aug 7, USN plane crash, mts., returning to base, one engine/bad weather, so. of Bataan, Philippines-12  
745. 1953 -- Jan 13, USAF B-50D Superfortress spins down out-of-control ~Gridley, CA --all 12  
746. 1953 -- July 02, USN PBM-552 Mariner engine failure / crash, 25M off Adak, AK --all 12  
747. 1954 -- Jan 10, Union Producing Co. duck hunting plane icing crash, no. shore Wallace Lake LA--12  
748. 1954 -- Aug 22, Braniff Airways flight 152 crash in thunderstorm, S. of Mason City, IA--12  
749. 1955 -- Sep 1, USAF C-47 crash/burned, emergency landing attempt, Skwentna, AK--all 12  
750. 1956 -- Sep 24, USAF C-47 crash, Mount Yale, near Buena Vista, CO -- 12  
751. 1957 -- Jan 17, USAF Weather B-50 plane crash after takeoff ~Eielson AFB, AK --all 12  
752. 1957 -- Sep 15, Northeast Air #285 ILS airport approach crash, New Bedford, MA -- 12  
753. 1958 -- May 20, planes collide, Capital Air & MD Air NG, Brunswick, MD -- 12  
754. 1959 -- Feb 04, USAF Weather B-50 plane crash, out of Kindley US AFB, Bermuda-- 12
755. 1960 -- Oct 28, Northwest Orient Airlines crash/fire, poor visibility, ~Missoula, MT--all 12  
756. 1962 -- Jan 12, US Navy P2V Neptune crash, Kronborg Glacier, Greenland --all 12  
757. 1962 -- Aug 01, USN Marlin P5M crash, Zambales Mountains, northern Philippines-- 12  
758. 1964 -- Oct 27, USN bomber hits pole/crashes into bldgs., low-level flyover, El Centro NAF, CA-12  
759. 1964 -- Nov 27, USN Lockheed P-2V Neptune plane crash, Cape Newenham, AK -- 12  
760. 1966 -- May 18, USAF KC-135 Stratotanker takeoff crash, Kadena AB, Okinawa -- 12  
761. 1967 -- Apr 28, USN P3A Orion patrol flight lost at sea off Tsushima Isl., Japan --all 12  
762. 1968 -- Jan 16, US Navy P3A Orion crash in snowstorm on Mt. Kamegamori, Japan--all 12  
763. 1968 -- Apr 01, Navy P3B coastal surveillance plane shot down, Gulf of Thailand<sup>51</sup> -- 12  
764. 1968 -- June 25, three US Army helicopters collide, ~Bearcat, South Vietnam --29/US 12

---

<sup>51</sup> Cross-listed in Violence (Attack).

765. 1969 -- Mar 08, USAF C130 crash short of runway, Ching Chuan Kang AB, Taiwan --all 12

**AVIATION -- Master Set -- By MORTALITY (continued):**

766. 1971 -- May 06, Apache Airlines Carstedt jetliner, wing failure/crash Coolidge, AZ --all 12

767. 1974 -- Jan 06, Air East Airlines N125AE plane crash, Johnstown, PA -- 12

768. 1976 -- Apr 23, Petroleum Helicopters Inc. crash, Gulf of Mexico, off coast of LA -- 12

769. 1978 -- Aug 25, Webber Air charter crash, Sumner Strait, NW of Prince of Wales Isl., AK-12

770. 1979 -- Sep 14, Butler Aircraft Inc. DC-7 plane crash, Surveyor Mountain, OR -- 12

771. 1982 -- July 28, Last Days Ministries sight-seeing takeoff plane crash, Lindale, TX -- 12

772. 1985 -- Mar 13, US Army Black Hawk (technical failure?) crash, Fort Bragg, NC --all 12

773. 1988 -- Feb 19, AVAir Inc. Fairchild Metro III (Air Virginia) takeoff crash, Cary, NC-- 12

774. 1992 -- Sep 07, Beechcraft parachuting plane crash, Hinckley, IL -- 12

775. 1992 -- Oct 29, USAF Pave Hawk helicopter crash ~Antelope Island, Great Salt Lake UT--12

776. 1994 -- June 18, Mexican Charter Learjet crash, Dulles IAP approach, Chantilly, VA-- 12

777. 1995 -- Sep 10, Peninsula Sky Diving Club plane crash, West Point, VA -- 12

778. 1998 -- Sep 4, two USAF Pave Hawk helicopters (6&6) collide at night, Nellis Range NV--12

779. 2016 -- Jan 14, two Marine helicopters crash off Haleiwa, Oahu, HI -- 12

780. 2017 -- Dec 31, plane crash, 2 C.R. pilots, 10 U.S. citizens, NW Costa Rica --10US of 12

781. 1937 -- Feb 09, United Air Flight 23 plane crash, San Francisco Bay, CA -- 11

782. 1938 -- Feb 02, two USN PBX-2 bombers collide mid-air 70M off San Clemente, CA-- 11

783. 1938 -- Mar 30, War games, 2 USN Consolidated patrol bombers crash, off Oahu, HI-- 11

784. 1939 -- Aug 11, two USAAF plane crashes, Langley Field VA (9); Miramar CA (2)-- 11

785. 1941 -- Jan 4, Navy transport *R2D-1* approach crash, White Mt. 35M E San Diego, CA--11

786. 1941 -- Dec 30, 3 USAAF planes crash in CA; ~Allensworth, Keller Peak, Oakland -- 11

787. 1942 -- Oct 3, USN Sikorsky flying boat *Excalibur* takeoff crash, Botwood, NFLD, Can.--11

788. 1942 -- Oct 17, USAAF B-17 crash, north slope Sierra Grande Mt., 7M SW Des Moines NM--11

789. 1942 -- Nov 11, USN PBM-1 crash off Banana River NAS, 5M from Melbourne FL--9-11

790. 1943 -- Jan 6, USAAF B-24 tail section structural failure crash 3M W White City, KS-- 11

791. 1943 -- Jan 17, USAAF B-24 crash, too-fast spin recovery 10M N Alamogordo AAB, NM--11

792. 1943 -- Jan 18, USAAF B-24 flies into Bassett Peak, Galiuro Mts. 43M NE Tucson, AZ-- 11

793. 1943 -- Jan 24, USAAF B-24 crash, White Sands Nat. Monument 10M W Alamogordo NM--11

794. 1943 -- Jan 31, USAAF Consolidated B-24 Liberator plane crash, Tucson, AZ -- 11

795. 1943 -- Feb 06, USAAF C49K, Fort Nelson BC-Seattle crash, Tuchodi Lake peak, BC, Can.--11

796. 1943 -- Feb 28, 2 USAAF B-26 bombers collide mid-air, bombing range, Avon Park, FL--11

797. 1943 -- Mar 27, USAAF C-47 structural failure and crash, Oliver Springs, TN -- 11

798. 1943 -- Mar 29, USAAF B-17F flies into ground 5M NE of Ephrata AAB, WA --all 11

799. 1943 -- Apr 15, USAAF AT-18 landing crash Buckingham AAF, Fort Myers, FL --all 11

- 800. 1943 -- May 07, USAAF B-17F airport approach crash 4M W Army Air Base, Dalhart, TX--11
- 801. 1943 -- May 22, USAAF B-17G crash 5M SE of Rapid City Army Air Base, SD --all 11
- 802. 1943 -- May 30, USAAF B-17F flies into 4,990 ft. mount. 32M SE of Salt Flat, TX --all 11
- 803. 1943 -- May 31, USAAF C-67 flies into clouded Desatoya Peak, Smith Creek Valley, NV-- 11
- 804. 1943 -- June 13, two USAAF B-17Fs in formation collide, 1 crashes 2M SW Fedora, SD-11
- 805. 1943 -- July 07, USN PB4Y-1 Liberator dove into sea off NAS Barbers Pt., Oahu, HI--all 11
- 806. 1943 -- July 15, USAAF B24D end of runway sea crash, Castle Harbour, Bermuda -- 11
- 807. 1943 -- July 19, USAAF B-24 structural failure crash, Taylor Canyon 27M NE Gunnison CO- 11
- 808. 1943 -- July 28, USAAF B-24 emer. lndg. approach crash 12M N Biggs Field, El Paso, TX--11
- 809. 1943 -- Aug 09, US Navy bomber crashes (3) into bus (8), Pearl Harbor Navy Yard, HI--11
- 810. 1943 -- Aug 14, USAAF B-24E plane crash, Shoshone Nat. Forest, ~Dubois, WY -- 11
- 811. 1943 -- Aug 14, USAAF B-24E forced lndg. attempt crash, field 10M S Ellsworth, KS-- 11
- 812. 1943 -- Aug 24, USAAF B-17F crash, Gibson Ranch ~Dovetail & Winnett, MT --all 11
- 813. 1943 -- Sep 05, USAAF C-53D Skytrooper turbulence break-up 10M S of Sedalia, MO--11
- 814. 1943 -- Sep 22, USAAF B-24D drops under ceiling into rising terrain near Covert, KS-- 11
- 815. 1943 -- Sep 28, USAAF B-24H formation slipstream stall/crash 3M N Fountain, CO-- 11
- 816. 1943 -- Sep 30, USAAF B-24H crash, Mt. Logan ~5M northwest of Shawnee, CO -- 11
- 817. 1943 -- Oct 03, USAAF B-17F runway approach crash, Brooksville Army Airfield, FL-- 11
- 818. 1943 -- Nov 25, two USAAF B-24Es collide/crash 5M N Liberal Army Airfield, KS-- 11
- 819. 1943 -- Dec 27, two military plane crashes, one in FL and one in NY -- 11
  - 6 USAAF B-17E crash in fog, .5M N of Hendricks Army Air Base, FL
  - 5 USN PV-1 Ventura crash and explosion, Rockaway Inlet, NY

**AVIATION -- Master Set -- By MORTALITY -- (continued):**

- 820. 1944 -- Jan 26, USN PBM-35 hits ammo. magazine during landing, NAS Key West, FL--11
- 821. 1944 -- Mar 15, USAAF bomber crashes, Bull Mountain, near Stuart, southwest VA-- 11
- 822. 1944 -- Apr 07, Westover Field MA USAAF B-24 engine trouble/lost, Atlantic ~Montauk Pt.--11
- 823. 1944 -- Apr 24, USAAF B-17G crash, 6M SW of Ardmore Army Air Field, OK --all 11
- 824. 1944 -- May 13, USAAF B-24H crash near Batista Field, Havana, Cuba --all 11
- 825. 1944 -- May 30, USN PB4Y-1 emer. landing attempt crash, NAAS Chincoteague, VA-- 11
- 826. 1944 -- July 02, USAAF B-29 break-up in thunderstorm/crash 5M NE Harmon, OK--all 11
- 827. 1944 -- Sep 27, USAAF RB-24E plane crash (icing?) 2M SW of San Jon, NM -- 11
- 828. 1944 -- Oct 15, USAAF B-29 crash after takeoff, Alamogordo Army Air Base, NM -- 11
- 829. 1944 -- Oct 24, USAAF B-29 hits tree after takeoff ~Barksdale Field, Shreveport, LA-- 11
- 830. 1944 -- Nov 13, USAAF C-47 crash near Army Air Base, Casper, WY -- 11
- 831. 1944 -- Nov 18, USAAF B-24J plane crash, near March Field, Riverside, CA -- 11
- 832. 1944 -- Dec 27, USAAF B-24J plane crash, near Mattituck, Long Island, NY -- 11
  
- 833. 1945 -- Jan 09, USAAF B-24 plane breakup and crash ~Chatham Field, Savannah, GA--11
- 834. 1945 -- Jan 17, USAAF B-17F engine fire and crash 6M NW of Bay Minette, AL -- 11
- 835. 1945 -- Jan 26, USN PB4Y-1 Liberator landing crash, near NAAS Jacksonville, FL -- 11
- 836. 1945 -- Feb 09, USAAF B-24D Liberator crash into side of mountain near Denio, OR-- 11
- 837. 1945 -- Mar 03, USAAF B-17 too-low plane crash in heavy rain, near Winnfield, LA-- 11
- 838. 1945 -- Apr 11, Charleston SC-based USAAF B-24J crash at sea off Charleston, SC-- 11
- 839. 1945 -- Apr 24, USAAF B-29A engine fire/crash, Gulf of Mex. ~off 100M SW Key West, FL--11

- 840. 1945 -- Apr 27, U.S. Army AF C-46D plane crash, near Claude, TX -- 11
- 841. 1945 -- May 10, USAAF B-17 hits B-17 turbulence/collision/crash, Braintree England-- 11
- 842. 1945 -- May 11, USAAF B-29 engine failure, crash Indg., MacDill AAF, Tampa, FL--9-11
- 843. 1945 -- May 12, USAAF B-24 flies into cloud-covered tree-tops ~Anderson Cliff, CA--all 11
- 844. 1945 -- June 21, USAAF Catalina test flight lost 110M S off Los Negros, Admiralty Isls.--11
- 845. 1945 -- June 30, USAAF TB-24J emergency landing crash, Las Vegas Field, NV -- 11
- 846. 1945 -- July 14, USAAF TB-25C engine-related crash, 1 mile NW of Weldon, TX -- 11
- 847. 1945 -- July 22, USAAF B-24M engine problem, crash, James River ~Newport News, VA--11
- 848. 1945 -- Aug 9, USAAF B-24 loses No. 1 engine power, crash ~Buckingham Field, Ft. Myers, FL--11

**Aviation – Master Set – By Mortality (continued):**

- 849. 1946 -- Apr 4, USN R4D-6 transport hits mountain at night ~15M SE Albuquerque, NM--11
- 850. 1946 -- May 17, USAAF C-47 with POW remains hits hillside, Tripura district, India --all 11
- 851. 1946 -- Oct 01, USAAF B-29 Superfortress crash in storm/burns, Buffalo Valley, NV--all 11
- 852. 1946 -- Nov 13, Western Air 23 crash (descended too soon in snow storm), White Mt., Lebec, CA--11
- 853. 1948 -- Nov 01, USAF C-47 plane breakup/crash, thunderstorm, near Muldrow, OK-- 11
- 854. 1948 -- Nov 07, USAF B-29 out of Kadena AB, Okinawa, crash at sea NW of Guam-- 11
- 855. 1949 -- Sep 23, USAF B-29 takeoff crash (engine failure), Andersen AFB (US), Guam-- 11
- 856. 1949 -- Nov 03, USAF RB-29 engine issue after takeoff, crash off Kindley US AFB, Bermuda--11
- 857. 1949 -- Dec 22, USAF B-50 fire after takeoff and crash, Argyle Isl. ~Savannah, GA --all 11
  
- 858. 1950 -- Sep 6, USAF C-54 explosion/crash after takeoff 4M NW Osaka-Itami Air Base, Japan-- 11
- 859. 1950 -- Dec 23, USN P2V Neptune crash, McCreight Mt., Vancouver Isl., BC, Canada--11
- 860. 1951 -- Apr 26 USAF B-29 Superfortress landing crash, Lajes AFB, Terceira, Azores, Portugal-- 11
- 861. 1951 -- Apr 28, United Air Flight 129 downdraft plane crash, near Fort Wayne, IN --all 11
- 862. 1951 -- May 10, two USAF F-80s collide, one crashes killing 10 on ground, Fukuoka, Japan-- 11
- 863. 1951 -- Aug 13, USAF B-50 takeoff crash/6, Lester Apartments/5, Beacon Hill, WA-- 11
- 864. 1951 -- Nov 27, USN Martin PBM-5 Mariner crash in ocean 7M off San Diego CA --all 11
- 865. 1952 -- Apr 08, USAF B-25 flies into Golden Peak, near Golden, CO --all 11
- 866. 1952 -- June 24, NM-based USAF B-50 Superfortress crash near Lakenheath, UK -- 11
- 867. 1952 -- Oct 08, USAF B29 and F94 collide midair (all 11 on B29 killed) ~Portland, OR--11
- 868. 1952 -- Nov 06, USAF B-50 crash in gale High Wood 2M W of Great Dunmow, Eng.-- 11
- 869. 1952 -- Nov 12, US Navy P4Y-2 Privateer plane crash, 10M W of Shelton, WA --all 11
- 870. 1953 -- Feb 01, USN P2 Neptune flies into mt., marginal weather, Okinawa, Japan --all 11
- 871. 1953 -- Mar 22, USN PBM out of Naval Operating Base Trinidad missing N of Dom. Rep.--11
- 872. 1954 -- May 31, USAF C47/MN ANG AP approach crash, gravel pit/heavy fog, Duluth IAP, MN--11
- 873. 1954 -- Sep 28, USN PB-5 Marlin takeoff crash, Sangley Point NAS, Philippines -- 11
- 874. 1955 -- Feb 17, USN P-2 Neptune hits Mt. Susitna on Elmendorf AFB approach, AK--all 11
- 875. 1955 -- Sep 26, Guantanamo NAS USN P2V-3W Neptune hurricane chaser lost, Caribbean--11
- 876. 1955 -- Nov 20, USAF C124 Globemaster II takeoff crash, Iwo Jima Air Base Japan--all 11
- 877. 1956 -- Feb 27, USAF B-50 Superfortress crash, Wilmington Pike, Dayton OH --all 11
- 878. 1956 -- June 09, USN F9F-4 Panther (1) crashes into houses (10), Minneapolis, MN-- 11
- 879. 1956 -- June 26, USAF KC-97 tanker fire/crash after takeoff, 10M ~Walker AFB, NM--all 11
- 880. 1956 -- Aug 31 Eielson AFB AK WB-50 plane crash 50 miles north of Anchorage --all 11
- 881. 1957 -- Apr 02, USN Neptune explodes after Chincoteague NAS takeoff, ~Atlantic VA--11

882. 1957 -- July 19, Willow Grove NAS, PA, Neptune crash, San Martino Mt., no. Italy<sup>52</sup>-- 11  
 883. 1958 -- Nov 12, USAF KC-97 tanker loses engine at takeoff, crashes Isle of Hope, GA--all 11  
 884. 1958 -- Oct 18, USN *Constellation* plane crash on approach ~Argentina, Newfoundland, Can.--11  
 885. 1959 -- Nov 24, Trans World Air Flight 595 takeoff crash, Chicago, IL -- 11

**Aviation – Master Set – By Mortality (continued):**

886. 1960 -- Sep 08, Yokota AB USAF weather recon. B-50 crash, mt. near Ishikawa, Japan--11  
 887. 1961 -- Nov 09, US Navy P2V-5 Neptune plane crash at sea ~300M off Norfolk VA--all 11  
 888. 1963 -- Aug 28, apparent mid-air collision, two USAF tankers, off East Coast -- 11  
 889. 1966 -- Apr 09, USN Orion P-3A auto-pilot loss/crash, Pacific 187m off San Diego, CA-- 11  
 890. 1966 -- Oct 08, petroleum helicopter rotor failure/crash into Gulf ~Morgan City, LA--all 11  
 891. 1968 -- Sep 24, USAF Stratotanker engine problem, crash landing at Wake Island AP-- 11  
 892. 1969 -- Jan 06, Allegheny Air Flight 737 approach crash, Bradford, PA -- 11  
 893. 1969 -- Dec 05, Lockheed Lodestar plane structural failure/crash ~Albuquerque, NM--all 11
894. 1970 -- Apr 10, USAF C130 Hercules crash after takeoff Naha US Air Base, Okinawa-- 11  
 895. 1970 -- Sep 08, Trans International Air 893, takeoff crash, JFK Airport, NY -- 11  
 896. 1972 -- May 03, TN Air National Guard C124 crash 40M from Zanderij IAP, Suriname-- 11  
 897. 1972 -- May 29, helicopter carrying oil rig workers crashes, 3 miles south Dulac, LA-- 11  
 898. 1972 -- Nov 17, Metro Air Systems plane crash (Richmond KY group), Elkton, KY -- 11  
 899. 1973 -- Feb 07, US Navy Corsair II jet crash into apartment bldg., fire, Alameda, CA<sup>53</sup>-- 11  
 900. 1973 -- Sep 27, Texas International Air N94230 plane crash, Black Fork Mt., AR -- 11  
 901. 1973 -- Oct 14, USAF F4E jet crash into US Army personnel carrier ~Weissenburg FRG-- 11  
 902. 1974 -- Apr 11, Panorama Air sightseeing plane crash, Mauna Loa, Hawaii Isl., HI -- 11  
 903. 1976 -- Sep 26, Johnson & Johnson Gulfstream plane crash, Hot Springs, AR -- 11  
 904. 1978 -- Nov 30, two planes crash; USAF C-130/6, Cottageville, SC/6; Piper, Albany AP, GA-11
905. 1981 -- Dec 05, Jump Hawaii Club Beechcraft C-45 crash (pilot error), Honolulu, HI-- 11  
 906. 1982 -- Apr 02, US Navy transport plane crash, Mediterranean island of Crete -- 11  
 907. 1983 -- Aug 21, Landry Aviation plane with skydivers stalls/crashes, Silvana, WA -- 11  
 908. 1986 -- Apr 02, plane crash, USAF Hercules C-130 Magdalena, NM -- 11  
 909. 1989 -- June 11, plane crash, Scenic Air Tours (N34AP) Waipio Valley, HI -- 11
910. 1990 -- Feb 21, two USA ‘copters crash (Iroquois/9, OH-58/2) ~Punta Diego, Panama Canal--11  
 911. 1999 -- June 1, American Airlines 1420, storm/landing collision, Little Rock, AR -- 11
912. 2000 -- Aug 9, USN charter Patuxent Airways & private plane collide, Burlington, NJ-- 11  
 913. 2003 -- Mar 11, US Army Blackhawk helicopter crash, Fort Drum, NY -- 11
914. 2011 -- Sep 16, Nevada Air Show crash into grandstand, Reno, NV<sup>54</sup> -- 11  
 915. 2015 -- Mar 10, U.S. Army Blackhawk helicopter crash, Gulf off Navarre Beach, FL-- 11

<sup>52</sup> Nine other U.S. service-men lost their lives in a search and rescue mission when their plane crashed.

<sup>53</sup> Cross-listed in Fire-Structural. The pilot was believed to have died prior to the crash, one person on the ground killed by the crash, and eight by fire, with one additional death to an unattributed cause.

<sup>54</sup> Cross-listed in Auto and Air Racing/Show Events.

916. 2019 -- June 21 -- Skydiving charter plane crash, Dillingham Airfield, Oahu, HI -- 11

**Aviation – Master Set – By Mortality (continued):**

917. 1930 -- Jan 02, motion picture private planes collide, Santa Monica, CA -- 10  
918. 1933 -- Jun 11, Chicago Exposition sightseeing plane crash, ~Glenview IL -- 9-10  
919. 1933 -- Oct 10, United Airlines bombing/sabotage, Chesterton, IN -- 10  
920. 1936 -- Sep 05, Skyways sight-seeing plane crash, Buttermilk Hollow, PA ~Pittsburgh-- 10  
921. 1938 -- Jan 10, Northwest Airlines structural failure crash/storm, Bridger Canyon, MT-- 10  
922. 1938 -- May 24, United Air Flight 9 fire and plane crash, near Cleveland, OH -- 10  
923. 1939 -- Mar 18, Boeing Stratoliner test flight crash, near Adler, Mt. Rainier, WA -- 10
924. 1940 -- Nov 04, United Airlines #16 flies into Bountiful Mt. NE of Centerville UT --all 10  
925. 1940 -- Dec 04, United Airlines DC-3 airport approach engine stall/crash, Chicago, IL-- 10  
926. 1941 -- Apr 7, USN Consolidated PBY-1 Catalina crash ~2M off Machipongo Inlet, VA--10
927. 1942 -- Jan 17, USAAF crashes, Riverside CA, Pendleton Field OR, Curtis Field TX-- 10  
-- 1 0745, Vultee BT-15 landing approach crash, Curtis Field, TX  
-- 8 1130, Boeing B-17E crash just after takeoff, Pendleton Field, OR  
-- 1 1620, Curtis P-40 forced landing attempt crash 5M west of Riverside, CA
928. 1942 -- Feb 03, USAAF planes crash, Lake Tahoe NV, Brooks Field TX, Trinity Center CA--10  
--2 11:00 AT-6A crash, snowstorm, Maria Bay, Lake Tahoe, NV.  
--2 13:35 Curtiss O-52 crash near Brooks Field, TX.  
--6 Unknown time. B-26A crash, Trinity Alps, northwest of Trinity Center, CA.
929. 1942 -- Apr 05, USAAF B-17E Flying Fortress crash near Pali Lookout, Oahu, HI --all 10  
930. 1942 -- Apr 16, two USAAF planes crash, Potomac River mouth, VA; MacDill Field, FL--10  
--3 USAAF DB-78 mock combat maneuver crash, Potomac River mouth  
--7 USAAF A-29B takeoff crash (unauthorized weight overload), MacDill, FL
931. 1942 -- May 06, Army AF B-17 disappears, training flight, Gulf of Mexico -- 10  
932. 1942 -- May 15, four USAAF crash, CA (2), ~Wendover Field, UT, ~Mason, TX -- 10  
933. 1942 -- June 01, two USAAF (MD and PA) planes crash, and one US Navy (CA) -- 9-10  
--7-8 USN PBY-5 crash into mountains east of Half Moon Bay, CA.  
-- 1 USAAF Republic P-43A crash into wooded area, Billingsley, MD  
-- 1 USAAF Vultee BT-13A crash near Pine Grove Furnace, S. Mt., PA
934. 1942 -- June 05, USN PBY-5A 05023 lost, NAS Pensacola FL flight over Gulf of Mex.-- 10  
935. 1942 -- July 18, USAAF B-17B left wing failure and crash near North Reading, MA-- 10  
936. 1942 -- July 30, USAAF C-73/NWA takeoff crash, Wold-Chamberlain AP, Minneapolis, MN--10  
937. 1942 -- Sep 11, USAAF B-24D, off course, flies into Mt. Baldy in poor weather, AZ--all 10  
938. 1942 -- Nov 30, USAAF B-17F crash in snowstorm 1/3M SW of Sioux City AAB, IA-- 10  
939. 1942 -- Dec 02, USAAF B-17F crash in mountainous terrain at night near Grace, ID-- 10
940. 1943 -- Jan 02, USAAF B-17F flies into cloud-shrouded Ruby Mts. 25M E Elko, NV-- 10  
941. 1943 -- Jan 06, USAAF B-24D tail section structural failure crash, 15M SW Madill OK--10  
942. 1943 -- Jan 08, USAAF B-24 Liberator crash 2M off Barking Sands Field, Kauai HI--all 10  
943. 1943 -- Jan 12, USAAF B-24D crash 3M west of Army Air Base at Alamogordo, NM-- 10  
944. 1943 -- Jan 15, 2 USAAF B-17s collide, #41-9181 crashes 10M SW Gowen Field, Boise, ID-10

- 945. 1943 -- Jan 24, USAAF B-24D icing crash, Mescalero Indian Res. 15M S Ruidoso, NM-10
- 946. 1943 -- Jan 24, USAAF B-17F flies into terrain under low ceiling in dark ~Ordway, CO-10
- 947. 1943 -- Jan 26, USAAF C-67 structural failure/turbulence crash 11M S of Flomaton, AL--10

**Aviation – By Mortality (continued):**

- 948. 1943 -- Feb 11, USAAF B-17F flies into ridge ~Table Top Mt. 17M E Walla Walla WA--10
- 949. 1943 -- Feb 25, USAAF B-17F crash 25 miles north of Glenrock, WY --all 10
- 950. 1943 -- Feb 26, USAAF B-17F crash just after takeoff, Biggs Field, El Paso, TX -- 10
  
- 951. 1943 -- Mar 22, USAAF AT-18 missed approach crash, Harlingen Army AF, TX --all 10
  
- 952. 1943 -- Apr 12, USAAF B-24 crash after takeoff 3½M SE Davis-Monthan Field, Tucson, AZ--10
- 953. 1943 -- Apr 21, USAAF B-24 out of Langley Field VA missing, SOS sent, off VA coast--10
- 954. 1943 -- Apr 21, USAAF C-60A landing attempt crash, Evansville Municipal Airport IN--10
- 955. 1943 -- Apr 26, USAAF B-24D structural failure crash 9M NE of Ballinger, TX -- 10
- 956. 1943 -- Apr 29, USAAF B-24 plane lost, Hamilton Field, CA to Hickam Field, HI -- 10
  
- 957. 1943 -- May 16, two USAAF B-17s collide at runway junction, Ephrata Army AB, WA--10
- 958. 1943 -- May 18, US Navy PBY-5A Catalina missing on patrol flight off Adak, AK --all 10
- 959. 1943 -- May 23, USAAF B-17 crash, Yellowstone Nat. Park 4M S West Yellowstone, MT--10
- 960. 1943 -- May 29, USAAF B-24D out of Pocatello ID lost, trng. flight, Pacific off west coast--10
  
- 961. 1943 -- June 28 or 29, USAAF B-17 crash on ridge, Big Horn Mts. ~Cloud Peak, WY-- 10
- 962. 1943 -- June 29, USAAF B-24 lndg. attempt crash, storm, 1M NW Alamogordo AAB, NM-10
  
- 963. 1943 -- July 02, USN R4D-1 crash, Table Top Mt., 6M NW NAS Dutch Harbor, AK--all 10
- 964. 1943 -- July 03, USAAF B-17F tail section structural failure 2M N of White City, KS--all 10
- 965. 1943 -- July 17, two USAAF C-53s in formation collide 10M N of Grenada AAF, MS-- 10
- 966. 1943 -- July 21, two USAAF B-26Cs in formation collide 15M E of Parrish, FL --all 10
- 967. 1943 -- July 29, USN R4D-5 transport crash, mt., San Cristobal Isl., Solomon Islands-- 10
  
- 968. 1943 -- Aug 01, USAAF CG-4 glider demonstration flight wing failure, St. Louis, MO-- 10
- 969. 1943 -- Aug 12, USAAF B-24E crash, mountainside 7M north of Indio, CA --all 10
- 970. 1943 -- Aug 16, USAAF B-24E takeoff climb crash 2M ENE of Pueblo, CO --all 10
- 971. 1943 -- Aug 16, USAAF B-24E takeoff power loss crash, Gowen Field, Boise, ID --all 10
- 972. 1943 -- Aug 18, USAAF B-24E crash, Gulf, 120M SE off Corpus Christi, TX --all 10
- 973. 1943 -- Aug 27, USAAF B-24E crash, Cheyenne Mt. 10M W of Colorado Springs, CO--10
- 974. 1943 -- Aug 29, USAAF B-24E lndg. approach eng. failure crash 5M E Wendover Field, UT--10
  
- 975. 1943 -- Sep 01, USAAF B-17F mid-air explosion/crash 6M E of Fort Benton, MT --all 10
- 976. 1943 -- Sep 02, USAAF B-24E landing crash 1M E Army Air Base Sioux City, IA --all 10
- 977. 1943 -- Sep 05, USAAF B-17F breaks-up in turbulence, Lake Cormorant, MS --all 10
- 978. 1943 -- Sep 06, USAAF B-17F airport approach crash 1M north of Rapid City, SD --all 10
  
- 979. 1943 -- Oct 01, USAAF B-24D, too-low in cloud cover, hits Clift Ridge, S of Elk, CA--all 10

- 980. 1943 -- Oct 04, USAAF B-24D, engine failure emer. Indg. attempt, Blythe AAB, CA--all 10
- 981. 1943 -- Oct 06, USAAF B-24D, Pocatello ID to Klamath Falls OR then over Pacific, lost--10
- 982. 1943 -- Oct 14, USAAF B-24D emer. Indg. attempt crash, Neighbours Blvd. Blythe, CA--all 10
- 983. 1943 -- Oct 15, American Air Flight #63 crash (icing) 12M E of Centerville, TN --all 10
- 984. 1943 -- Oct 15, USAAF B-24E with engine trouble hits mt. returning to Blythe AAB, CA-10
- 985. 1943 -- Oct 24, USAAF YB-29 takeoff crash, Smoky Hill Army Air Field, Salina, KS-- 10
- 986. 1943 -- Oct 29, USAAF B-24E crash, Cucamonga Peak at night, 10M NW Fontana, CA--10

**Aviation – By Mortality – (continued):**

- 987. 1943 -- Nov 03, USAAF B-24J engine fire/crash 4½M SW Pueblo Army Air Base, CO--10
- 988. 1943 -- Nov 19, USAAF B-17F plane crash, near Thonotosassa, FL -- 10
  
- 989. 1943 -- Dec 04, USAAF B-24C crash 2M S of Elverson, PA (near Reading, PA) -- 10
- 990. 1943 -- Dec 13, USAAF B-17F spins out of control in snowstorm 10M N Rosebud, SD--all 10
  
- 991. 1944 -- Jan 03, USAAF B-24J crash into mt. peak, 25 miles SE of Muroc, CA --all 10
- 992. 1944 -- Jan 13, USAAF B-17 fire during landing approach/crash ~Fort Worth AAF, TX--10
- 993. 1944 -- Jan 22, USAAF B-17 and AT-6A, collide, Gulf, 3M N Little Marco Pass, FL-- 10
- 994. 1944 -- Jan 24, USAAF C-60 & Beech AT-7 collide 5M NW over Farmersville, LA-- 10
- 995. 1944 -- Jan 31, USN PB4Y-1 out of Quonset Pt. NAS crash 13M off Block Isl., RI -- 10
  
- 996. 1944 -- Feb 12, two USAAF B-17's collide, one crashes (42-30481), Mill Creek, OK-- 10
- 997. 1944 -- Feb 23, 2 USN North Amer. PBJ-1D Mitchell bombers collide ~New Bern, NC--10
- 998. 1944 -- Feb 26, USAAF B-24E lost, GA to Cuba, Atlantic, off Jacksonville, FL --all 10
- 999. 1944 -- Feb 26, USAAF B-17 turbulence spinout crash, mts. 10M W Palmer Lake, CO--all 10
  
- 1000. 1944 -- Mar 06, USAAF B-17G breaks-up and crashes 5M NE of Maxwell, IA --all 10
- 1001. 1944 -- Mar 18, USAAF B-24 hits peak, 25M N Davis-Monthan Field, Tucson, AZ--all 10  
 1944 -- Mar 20, crash, USAAF RB-24E, near Biggs Field, El Paso, TX--10 (See 19 above)
- 1002. 1944 -- Mar 26, crash, USAAF B-24, near Naval Air Station, Melbourne, FL -- 10
  
- 1003. 1944 -- Apr 09, USAAF B-24 spinout in clouds, 3M SW USMC Air Station, Mojave CA--10
- 1004. 1944 -- Apr 24, USAAF B-24 hits mt. top in instrument cond., 3M east of Epsom, NH-- 10
- 1005. 1944 -- Apr 29, USAAF B-24E, off-course/too-low, flies into terrain, 15M SW Merna, NE-- 10
  
- 1006. 1944 -- May 05, USAAF B-24J out of Hickam Field, HI crash, Aiea Ridge, Oahu, HI-- 10
- 1007. 1944 -- May 10, USN PB5Y-5A Catalina crash, Riachuelo, Brazil, 40M W Natal, BR--all 10
- 1008. 1944 -- May 16, dirigible airship K-5 hits hangar and crashes, Lakehurst NAS, NJ -- 10
- 1009. 1944 -- May 18, USAAF B-17 crash (formation prop. turbulence), 7M E Rapid City AAB, SD-- 10
- 1010. 1944 -- May 26, USAAF B-17G crash, Ronald Horn farm 3M west of Anthon, IA -- 10
- 1011. 1944 -- May 27, USAAF B-24 crash, Mt. Holyoke after night takeoff ~So. Hadley, MA--10
- 1012. 1944 -- May 29, USAAF B-17G stall during banking, crash, 5M south of Ridgely, TN-- 10
  
- 1013. 1944 -- June 07, USAAF B-24 in-flight fire in thunderstorm, crash 2M SE Chappell, NE--10
- 1014. 1944 -- June 13, USAAF B-24E, night navigation ex., flies into Green Knob Mt., NC-- 10



- 1015. 1944 -- June 20, USAAF B-24J low on gas, lost at sea heading for Jacksonville FL -- 10
- 1016. 1944 -- June 22, USAAF B-24J crash on mt. at night 15M SE Walla Walla AAF, WA-- 10
- 1017. 1944 -- June 29, off-course USAAF B-24 flies into mt. at night 17M SE of Tobe, CO--all 10
- 1018. 1944 -- June 30, USAAF B-24J plane crash, Atlantic, 10M off Myrtle Beach, SC --all 10

**Aviation – By Mortality – (continued):**

- 1019. 1944 – July 04, USAAF B-24s collide 10M N Palm Springs, 3<sup>rd</sup> B24 crash Muroc Lake CA--10  
     --9 USAAF B-24J #42-51022, 10 miles northeast of Palm Springs, CA  
     --1 USAAF B-24 crash at Muroc Lake, CA
- 1020. 1944 -- July 11, off-course USAAF B-17 crash, thunderstorm, Deer Mt. ~Rangeley, ME--10
- 1021. 1944 -- July 20, two USAAF B-17Fs in formation collide, north of Brooksville, FL -- 10
- 1022. 1944 -- July 20, 2 USAAF B-24Js in 18-ship flight enter clouds/collide/crash, 1M N Roswell, NM-10
- 1023. 1944 -- July 23, USAAF B-24J fire and crash, ~Chatham Field, Savannah, GA -- 10
- 1024. 1944 -- July 25, USAAF B-24 plane crash, San Pablo Bay, near San Rafael, CA -- 10
- 1025. 1944 -- July 30, USAAF B-17 plane breaks-up and crashes, 6M from St. Marks, FL-- 10
  
- 1026. 1944 -- Aug 09, USAAF B-24J in-flight fire and crash 5M SE of Kiowa, CO --all 10
- 1027. 1944 -- Aug 21, USAAF YB-29 possible engine fire/crash, 25M NE Alamogordo AB, NM-- 10
- 1028. 1944 -- Aug 27, USAAF B-17 crash in thunderstorm, 20M from Bay St. Louis, MS --all 10
  
- 1029. 1944 -- Sep 01, USAAF B-24J emer. lndg. attempt crash ~Muroc Army Air Field, CA--all 10
- 1030. 1944 -- Sep 29, USN PBM-3D crash, Southeast of Palau Island, West Central Pacific-- 10
- 1031. 1944 -- Oct 17, USAAF B-24 hillside crash flying too low, 15M NE of Ukiah, OR --all 10
- 1032. 1944 -- Oct 29, USAAF B-17 engine failure, emer. lndg. crash ~Chatham Field, Savannah, GA-10
- 1033. 1944 -- Nov 29 USAAF B-24 Liberator plane crash, Middle Mt., Nottingham, NH -- 9-10
- 1034. 1944 -- Dec 08, USAAF AT-18 planes collide, Sioux falls Army Air Field, SD -- 10
- 1035. 1944 -- Dec 22, USAAF B-24 plane crash, Mt. Gleason, La Crescenta, CA -- 10
- 1036. 1944 -- Dec 29, USAAF B-24J structural failure, poor weather, crash ~Meridian, ID-- 10
- 1037. 1944 -- Dec 30, USAAF B-29 plane fire and crash, near Walker AAF, KS -- 10
  
- 1038. 1945 -- Jan 8, USAAF B-26 bombers collide ~Brownsville/9; A-20 Havoc crash SW San Anton./1, TX--10
- 1039. 1945 -- Jan 20, USAAF B-24J landing approach crash, 2½M SE of Muroc AAF, CA-- 10
- 1040. 1945 -- Jan 26, USAAF B-17G plane crash, near Hendricks Field, Sebring, FL -- 10
- 1041. 1945 -- Feb 01, USN PBV-5A crash, night navigation trng., Kaneohe NAS, Oahu, HI-- 10
- 1042. 1945 -- Feb 14, USAAF B-24 approach crash in adverse weather, 12M NE Gander AP, Nfld.--10
- 1043. 1945 -- Feb 12, USAAF B-24D stalls, pilot loses control, crash, 15M SW of Troy, OR-- 10
- 1044. 1945 -- Mar 06, USAAF B-24D, AP approach crash, 1M ~Mountain Home AAF, ID --all 10
- 1045. 1945 -- Mar 10, USAAF B-29 engine failure/emerg. lndg. crash, Alexandria AAF, LA-- 10
- 1046. 1945 -- Mar 14, USAAF C-47 loses propeller paratroop practice, hits 6, crashes ~Prosnes France--10
- 1047. 1945 -- Apr 08, USAAF TB-17F flies into mountain at night near Tellico Plains, TN-- 10
- 1048. 1945 -- Apr 16, USAAF Beech AT-11s collide, bombing training near Big Spring, TX-- 10
- 1049. 1945 -- June 04, USAAF B-24L Liberator crash, Caribbean Sea off Jamaica --all 10
- 1050. 1945 -- June 06, USAAF B-29 ferry to US crash after takeoff from Kwajalein Atoll-- 10
- 1051. 1945 -- June 11, USAAF B-29 structural failure in thunderstorm, crash ~Rush Springs, OK--10
- 1052. 1945 -- July 17, USAAF B17 night AP approach crash, heavy rain ~Smoky Hill AAB, Salina KS--10

- 1053. 1945 -- Aug 22, USN PB4Y-2 loss of control crash into Pacific off San Diego, CA -- 10
- 1054. 1945 -- Aug 27, USAAF B-29 2<sup>nd</sup> landing approach, crash, Mt. Tapochau, Saipan --all 10
- 1055. 1945 -- Aug 28, USAAF B-29 crash during violent storm, Toga, Akita, Honshu Japan-- 10
- 1056. 1945 -- Sep 07, USAAF B-29 plane fire and crash, 4½ miles south, Wedowee, AL -- 10
- 1057. 1945 -- Nov 02, USAAF B-29 Superfortress crash, North Field, Guam -- 10
- 1058. 1945 -- Nov 28, USAAF C-47 crash ~Auburn CA/9; USN PBY crash, Palmyra Atoll AP/1-- 10

**AVIATION – by Mortality (continued):**

- 1059. 1946 -- Jan 12, USN PB4Y-2 hits Homonhon Isl. ridge in adverse weather, Philippines-- 10
- 1060. 1946 -- Mar 7, Kirtland AAB USAAF B-29 disintegrates, Los Lunas bombing range, NM--10
- 1061. 1946 -- Mar 19, USAAF B-17 crash in adverse weather, northern Formosa (Taiwan) --all 10
- 1062. 1946 -- May 27, USAAF B-17G lost, Kwajalein to Guam, searching for missing C-54-- 10
- 1063. 1946 -- July 30, USN PB4Y-2 crash searching for missing US planes, Mindoro Isl., Philippines--10
  
- 1064. 1947 -- Feb 04, USN R-4D-5S (DC-3), crashed during storm off Chincoteague Isl., VA--10
- 1065. 1947 -- Feb 22, US Coast Guard PBM-5 crash, Mexico, on way back to San Diego -- 10
- 1066. 1947 -- Aug 16, USAF B17 runs out of fuel/ditches 50M off Barbers Point, Kalaeloa, HI-- 10
- 1067. 1948 -- Mar 18, USAF B-29 landing crash in dense fog, MacDill Field, Tampa, FL -- 10
- 1068. 1948 -- Aug 05, USN Douglas R4D-6 and civilian Stearman collide ~NAS Miami, FL-- 10  
     --10 USN Douglas R4D-6 -- 0 civilian Stearman
- 1069. 1948 -- Dec 22, USAF B-50 crash (congealed oil in manifold?) near Fairbanks AK --all 10
- 1070. 1949 -- Aug 31, USN Martin Mariner PBM-5 takeoff crash off NAS San Diego, CA-- 10
- 1071. 1949 -- Sep 30, USAF B-17 crash into mesa, storm/poor visibility, 4M N of Raton, NM-- 10
  
- 1072. 1950 -- Apr 08, USN PB4Y-2 bomber shot down by USSR, Baltic Sea off Latvia --all 10
  
- 1073. 1951 -- Jan 16, Northwest Orient Flight 115 plane crash, Near Reardan, WA -- 10
- 1074. 1951 -- June 3, USAF C-82 Flying Boxcar hit by lightning/crashed, New Boston, TX--all 10
- 1075. 1951 -- Aug 31, USN Consolidated PB4Y-2 Privateer crash, Little Tanaga Isl., AK --all 10
- 1076. 1951 -- Nov 06, USN P2V-3W Neptune shot down by Soviet planes, Sea of Japan --all 10
- 1077. 1951 -- Nov 18, USAF B29 takeoff crash: crew OK; 3US/7 local rescuers killed by explos., Yokota, Japan--10
  
- 1078. 1952 -- Mar 21, USN PB4Y-2 crash after takeoff, off Corpus Christi NAS, TX --all 10
- 1079. 1952 -- Apr 1-10, "Exercise Longhorn," military plane crashes & parachuting deaths, TX--10
- 1080. 1952 -- Apr 5, USAF B-29 weather plane airport approach crash, McClellan AFB, CA--all 10
- 1081. 1952 -- Oct 26, USAF WB-29 lost, typhoon, Anderson AFB, Guam to Philippines -- 10
  
- 1082. 1953 -- Jan 28, USN PB4Y, in poor weather & visibility, flies into Black Peak, WA --all 10
- 1083. 1953 -- Mar 18, USAF B-29 crash searching for USAF plane, St. George's Bay, NFL, Can-10
- 1084. 1953 -- Apr 29, US Air Force B-29 in-flight fire and crash, near San Antonio, TX -- 10
- 1085. 1953 -- July 10, USAF C47 & Norwegian AF jet collide ≈Stavanger-Sola AP, Norway--10
- 1086. 1953 -- July 30, USN PBM Mariner engine fire/ditched 60M W of Badoc Philippines-- 10
  
- 1087. 1954 -- Jan 04, USN P2V Neptune engine trouble and crash, Yellow Sea, off S. Korea-- 10
- 1088. 1954 -- Feb 05, USAF C-47 explodes in-flight, Susitna Valley, 20M from Curry, AK-- 10

1089. 1954 -- May 5, off-course USN PBM-5 seaplane crash, Sidewalk Mt. ~Carricitos, MX--10  
 1090. 1954 -- May 07, USN P2V5 Neptune takeoff crash off Clifton Pier, Nassau, Bahamas--all 10  
 1091. 1954 -- Sep 04, Soviet Migs shoot down USN P2V Neptune off Hokkaido, Sea of Japan-- 10  
 1092. 1954 -- Dec 22, Johnson Flying Svc. (mil. charter) out of fuel/ditches/Monongahela Riv. ~Pittsburgh-- 10

**AVIATION – by Mortality (continued):**

1093. 1955 -- Apr 28, USAF B29 Superfortress flies into cloud-shrouded hill ~Naha AFB Okinawa-- 10  
 1094. 1955 -- June 10, USAF B29 Superfortress flies into Mt. Teckberg in fog ~Owen, FRG-- 10  
 1095. 1955 -- June 29, USAF C-47 transport plane hits Sitkinak Island mountain peak, AK --all 10  
 1096. 1955 -- July 13, USAF KC-97 tanker fire after takeoff and crash near Cressy, CA --all 10
1097. 1956 -- Nov 9, USN P5M Marlin seaplane lost north of Bermuda, possibly off MD --all 10  
 1098. 1956 -- Nov 30, USAF B-52 plane crash after Castle AFB takeoff near Ballico, CA --all 10  
 1099. 1956 -- Dec 28, USAF B-50 weather recon. crash, Yokota AB approach, Japan --(9 US)10
1100. 1957 -- July 23, USN P-2 Neptune stalls/crashes off Barbers Point Naval Air Sta., HI-- 10  
 1101. 1958 -- Jan 15, USAF Typhoon Ophelia recon. plane out of Anderson AFB, Guam, lost at sea--all 10  
 1102. 1958 -- Sep 29, USN Neptune P2V patrol plane crash, 22M north of Key West, FL --all 10
1103. 1959 -- Jan 08, Southeast Air 308, flies into Mt. Holston, Tri-City AP approach, TN-- 10  
 1104. 1959 -- Apr 09, USN P5M 2 Marlin seaplane crash Cheju Island Mt., South Korea --all 10  
 1105. 1959 -- May 20, USAF C-130 Hercules plane crash into Barracks, Ashiya AB, Japan-- 10  
 1106. 1959 -- July 01, Continental Can Co. Corp. plane crash, near Marion, OH -- 10
1107. 1960 -- Jan 04, US Army De Havilland U-1A Otter disappears, Gulf of Sidra, Libya-- 10  
 1108. 1962 -- Mar 21, USN P2V Neptune crash mt. ridge 2M south of Elk Mountain, WA--all 10  
 1109. 1962 -- Sep 22, USN Martin Marlin flies into high ground, Montague Isl., Gulf of AK-- 10  
 1110. 1963 -- Sep 22, USAF C-133A Cargomaster crash, Atlantic SE Dover AFB, DE -- 10  
 1111. 1964 -- Feb 03, South Central Air takeoff crash (overloaded) Gainesville AP, FL --all 10  
 1112. 1964 -- May 11, USN P2V plane crash, Atlantic, 25 mls SW of US AB Rota, Spain-- 10  
 1113. 1964 -- Nov 17, USN P3A Orion approach crash in ocean in fog ~USN Base, Argentia Nfld.<sup>55</sup>-10  
 1114. 1965 -- June 5, USAF C119 unexplained crash, Caribbean, NE of Crooked Isl. Bahamas--10  
 1115. 1966 -- Dec 12, US Navy Sea Knight helicopter crash 34 miles off San Diego, CA --all 10  
 1116. 1966 -- Dec 20, Executive Aviation Lodestar out of San Fran., CA crash ≈San Felipe, MX--10  
 1117. 1967 -- Jan 06, USN P5M Marlin crash near entrance of Manila Bay, Philippines --all 10  
 1118. 1968 -- July 28, USAF C-124A Georgia Reserve plane crash 50M NW of Recife, Brazil-- 10  
 1119. 1969 -- Feb 05, Angeles Flying Service takeoff crash, Clallam Co. AP, Port Angeles WA--10  
 1120. 1969 -- June 23, Dominicana de Aviacion 401 takeoff, engine fire, street crash ~Miami IAP, FL-10
1121. 1970 -- Aug 3, storm/lightning, Navy P3A Orion turbulence breakup ~Searchlight, NV<sup>56</sup>-10  
 1122. 1971 -- Sep 16, Scenic Airlines Cessna 402 plane crash, Peach Springs, AZ -- 10  
 1123. 1971 -- Nov 12, USAF Lockheed C-130 takeoff plane crash/fire, Little Rock AFB, AR-- 10  
 1124. 1971 -- Dec 12, USN C2 Greyhound out of Cubi Point NAS Philippines crash at sea --all 10

<sup>55</sup> Cross-listed in Fog as a Contributing Factor.

<sup>56</sup> Cross-listed in Lightning.

- 1125. 1972 -- Dec 20, planes collide in fog, North Central & Delta, O'Hare Chicago, IL -- 10
- 1126. 1973 -- Dec 11, US Navy R6D-1 crash, Great Sitkin Island (Adak approach), AK -- 10
- 1127. 1975 -- Aug 30, Wien Air Alaska approach crash in fog, Sevuokuk Mt. ~Gambell, AK--10
- 1128. 1978 -- Aug 30, Las Vegas Airlines Flight 44 takeoff crash, North Las Vegas, NV -- 10
- 1129. 1978 -- Dec 28, United Airlines N8082U plane crash, Portland, OR -- 10
- 1130. 1979 -- June 11, US Forest Service plane crash, Selway Riv., Nez Perce Nat. Forest, ID-10
- 1131. 1979 -- Oct 27/28, Mexican General Prosecutor Office plane crash, San Ysidro, CA-- 10

**AVIATION – BY MORTALITY – continued:**

- 1132. 1980 -- Mar 27, Lufkin Inc., Beechcraft plane crash (icing), fire, near Parker, CO -- 10
- 1133. 1980 -- June 18, Cessna 182 and Cessna 310 collide, East Maroon Pass ~Aspen CO --all 10
- 1134. 1983 -- Aug 17, Las Vegas Airlines flight 88 flies into mountain, Grand Canyon, AZ-- 10
- 1135. 1983 -- Oct 11, Air Illinois (N748LL) plane crash, Pinckneyville, IL -- 10
- 1136. 1987 -- Jan 15, Sky West N163SW plane crash, Salt Lake City, UT -- 10
- 1137. 1987 -- June 22, US Army helicopter reservist training flight crash, Ft. Hood, TX --all 10
- 1138. 1987 -- July 04, private (band) Beechcraft crash, near Flathead Lake, Lakeside, MT-- 10
- 1139. 1987 -- Oct 20, USAF A-7D jet crash, Ramada Inn, Wayne Twp., ~Indianapolis, IN-- 10
- 1140. 1988 -- Feb 25, Ft. Hood Army Chinook helicopter engine failure and crash, Chico, TX--10
- 1141. 1988 -- Oct 25, USMC CH-46/UH-1N helicopters crash, Goldwater Gun. Range, AZ-- 10
- 1142. 1989 -- Feb 19, Las Vegas Flyers Cessna 402 crash, Santa Ana Mts. ~Corona, CA -- 10
- 1143. 1989 -- Sep 27, Grand Canyon Airlines Flight 5 (sightseeing) crash, Tusayan, AZ -- 10
  
- 1144. 1991 -- Mar 16, Reba McEntire band charter plane crash, Otay Mt. ~San Diego, CA-- 10
- 1145. 1992 -- June 19, Adventure Air crash, Grand Canyon sightseeing, ~Meadview, AZ -- 10
- 1146. 1994 -- Jan 05, Kimura International Air (charter) crash, near Fort Drum, FL -- 10
- 1147. 1996 -- Nov 22, USAF Hercules engine loss & crash, Pacific ~Cape Mendocino, CA-- 10
- 1148. 1999 -- July 31, takeoff crash/Parahawks Skydiving Center plane, Marine City, MI -- 10
- 1149. 1999 -- Sep 25, Big Island Air Piper plane crash (N411WL) Kailua Kona, HI -- 10
  
- 1150. 2001 -- Jan 27, charter plane crash, OK St Univ. Basketball Members, Strasburg, CO-- 10
- 1151. 2001 -- Oct 10, PenAir flight 350 crash after takeoff (wing icing), Dillingham, AK -- 10
- 1152. 2002 -- Feb 22, US Army Chinook crashes at sea, exercise off Dumaguete Philippines --all 10
- 1153. 2002 -- Aug 7, plane crash, USAF Combat Talon II, Caguas, Puerto Rico -- 10
- 1154. 2004 -- Mar 23, helicopter crash, Gulf of Mx., flying to oil rig ~60M off Galveston, TX--10
- 1155. 2004 -- Oct 24, Hendrick Motorsports N501RH plane crash, Martinsville, VA -- 10
- 1156. 2007 -- Oct 7, plane crash, Kapowsin Air Sports (skydiving), near Naches, WA -- 10
- 1157. 2008 -- Aug 22, Red Canyon Aesthetics/Medical Spa plane crash, near Moab, UT -- 10
- 1158. 2009 -- Oct 26, US Army Chinook crash, dirt blown up from takeoff, anti-drug op., Afghanistan—10
  
- 1159. 2013 -- July 07, Rediske Air-Taxi crash, de Havilland DHC3 Otter, Soldotna, AK -- 10
- 1160. 2019 -- June 30, plane crash into AP hangar on takeoff, near no. Dallas, Addison, TX-- 10
  
- 1161. 2022 -- Sep 04, floatplane crash in Puget Sound off Whidbey Island, WA --all 10

### Aviation Losses Less Than Ten (examples of, 5-9 primarily):

1930 -- Apr 27, plane buzzes spectators, crashes at air show near Fayetteville, TN -- 9  
1943 -- Mar 29, USAAF B-17F crash near top of mt. ridge 16M E of Ellensburg, WA -- all 9  
1943 -- Nov 06, USN PBY-5A missing during ferry from NAS San Diego to NAS Kaneohe-- 9  
1944 -- Apr 19, Houma NAS, LA Airship K-133, down in storm, off MS River, Gulf of MX-- 9  
1944 -- July 30, USAAF B-17G breaks-up in thunderstorm/crashes, 6M E of St. Marks, FL-- 9  
1944 -- Oct 16, USAAF B-24J Liberator crash, Camels Hump Mountain, VT -- 9  
1945 -- July 01, USAAF B-29 explosion and crash in thunderstorm, Soldier Creek, ~Benton KY--9  
1947 -- July 29, USAAF B-29 Superfortress takeoff crash, Eglin AAF, Valparaiso, FL -- 9  
1947 -- Sep 15, USAF B-17 explodes/crashes, Bush Riv. at Chesapeake Bay ~Aberdeen MD-- 9  
1947 -- Dec 31, USAF B-29 weather recon. plane engine loss/crash after takeoff, ~Elmendorf AFB AK--9  
1948 -- Jan 30, USAF B-17 plane crash, Cheval Blanc Mountain, Southern France -- 9  
1948 -- Aug 24, USAF C-47 collides with USAF B-25 (no losses), 5M N of Newton, NJ -- all 9  
1948 -- Nov 04, USN P2V2 crash, snow-filled canyon, Vancouver Isl., BC, Can. (found 1961)--9  
1950 -- June 01, USN P2V-2 Neptune emergency lndg. crash, Quonset Point NAS, RI -- 9  
1950 -- June 14, USAF B-25 crash, top of Spruce Mountain, 5M NW of Circleville, WV -- all 9  
1953 -- Dec 11, USAF Consolidated B-36 CF flies into Mount Franklin near El Paso, TX -- all 9  
1954 -- Feb 26, Western Air Lines flight 34 turbulent weather crash near Wright, WY -- all 9  
1954 -- Dec 29, USAF C119 rear-door fails/plane crash, Shin Point near New Hope, AL -- 9  
1955 -- Feb 23, USAF KC-97 tanker engine fire after takeoff, crashes near Windsor, MO -- 9  
1955 -- Aug 23, engine fire after takeoff, USAF C119 crash into homes, Charleston, SC -- 9  
1957 -- Dec 09, USN P5M Marlin Seaplane engine explosion/crash near Corpus Christi, TX-- 9  
1959 -- May 11, plane crash, USN P2V, Whidbey Island Naval Air Station, WA -- 9  
1960 -- Feb 11, rocket under wing explodes, USN P5M, Puget Sound near NAS Whidbey Isl., WA--9  
1960 -- Apr 18, USAF C124 cargo plane takeoff crash, Stephenville, Harmon AB NFLD -- 9  
1963 -- Dec 23, USAF B-52 Stratofortress crash after takeoff near Columbus AFB, MS -- all 9  
1966 -- Nov 18, USAF B52 low level flight/hits trees/crashes, S of Stone Lake ~Hayward WI-- 9  
1967 -- Jan 08, USN plane crash after takeoff from Andrews AFB, ~Upper Marlboro, MD-- 9  
1968 -- Mar 17, Beechcraft with HS cheerleaders landing crash in crosswind, Rapid City, SD-- 9  
1969 -- June 14, private Beechcraft (4) and Piper (5) collide in haze, off Waterford, CT -- all 9  
1975 -- Jan 09, USAF Convair and Cessna collide 4 miles west of Newport News, VA -- 9  
1977 -- Feb 24, PA State DOT plane crash, (1 on ground), Bressler, Swatara Township, PA-- 9  
1978 -- Apr 23, Piper Navajo Chieftain charter crash, severe turbulence, Arlington, IN -- all 9  
1982 -- Aug 31, USAF C-141 transport plane crash, John's Knob, Cherokee Nat., TN -- 9  
1987 -- Mar 04, Northwest Airlinck crash, Detroit/Wayne County Airport, Romulus, MI -- 9  
1989 -- Feb 24, United Airlines 811 (355 aboard) cargo door failure over Pacific near Hawaii-- 9  
1996 -- Aug 17, USAF C-130 plane crash, Presidential support mission, ~Jackson Hole, WY-- 9  
2009 -- Aug 09, private plane and helicopter collide, Hudson River, off Hoboken, NJ -- 9  
2009 -- Oct 29, USMC helicopter and USCG C-130 collide. Near San Clemente Island, CA-- 9  
2015 -- June 25, plane crash, cruise ship passengers, about 25 mi. from Ketchikan, SE AK-- 9  
2015 -- Nov 10, company jet crash into apartment bldg. on airport approach, Akron, OH -- 9  
2018 -- May 02, Puerto Rico Air National Guard C-130 plane crash near Savannah, GA -- 9  
2019 -- Nov 30, Pilatus PC-12 plane crash during initial climb, Chamberlain Airport, SD -- 9  
2023 -- Mar 30, USA Black Hawk helicopters collide, night training, Cadiz, Trigg Co., KY-- 9

**Aviation Master Set – By Mortality – continued:**

1929 -- Sep 03, 1 <sup>st</sup> US lightning-strike plane crash, Transcontinental Air, Mt. Taylor, NM--	8
1944 -- June 29, USAAF B-24 engine fire, crash, Floating Feather Auxiliary AP, Eagle, ID--	8
1945 -- May 03, USN blimp engine fire leads to cover fire and crash, Santa Ana, CA	-- 8
1950 -- Feb 15, USAF B-29 crash after takeoff, US HWY-117 3M SW of Great Falls, MT--	8
1950 -- Oct 19, USAF B-29 Superfortress bomber plunges to ground near Seguin, TX	-- 8
1952 -- May 13, USMC Corsair collides with USAF B-29, 30M W of Oceanside, CA	--12 or 8
--7 USAF B-29 Superfortress crew (five survived).	
--1 USMC Corsair pilot.	
1952 -- Nov 17, USAF C-119 “Flying Boxcar” engine loss/crash, field near Billings, MT--	8
1953 -- Apr 20, Western Air Lines 636, San Francisco to Oakland, flies into SF Bay, CA	-- 8
1956 -- May 15, Crane Co. PV1 loses left eng. power on AP approach, crashes ~Jeffersonville IN--	8
1957 -- Jan 31, DC-7 & USAF Scorpion fighter collide, debris hits school, Sunland, CA	-- 8
1958 -- July 29, USAF B-52 goes out of control on AP approach, crashes 3M from Loring AFB, ME--	8
1959 -- Oct 15, USAF KC-135A tanker collides with USAF B52F bomber, ~Leitchfield, KY--	8
1963 -- Jan 29, Continental Airlines 290 plane crash, Kansas City Municipal Airport, MO--	8
1968 -- Dec 14, USAF C119 Roosevelt Roads NAS takeoff plane crash ~San Juan, PR	-- all 8
1972 -- Dec 16, USCG helicopter/4 with rescued boat crew/4, crashes, Gulf of Mex., off FL--	8
1974 -- Aug 10, Piper Aztec loss of control at too-low altitude, Fergus Falls, MN	-- all 8
1978 -- Sep 04, church-hired helicopter crashes into churchyard festival, Derry, PA	-- 8
1978 -- Sep 08, low USAF C130 crash into ridge ~8 miles north of Little Rock AFB, AR	-- 8
1978 -- Sep 22, USN P-3B plane crash after engine failure/loss, near Poland ME	-- all 8
1978 -- Nov 06, Beechcraft Duke loses one engine, family of 7/pilot killed ~Jackson, MS	-- all 8
1979 -- Mar 01, Universal Airways takeoff crash (unsecured baggage door), ~Gulfport MS--	all 8
1982 -- Sep 11, USAF Chinook helicopter crash, airshow near Mannheim, Germany --	46, US 7-8
1986 -- Aug 29, USN CH-46 helicopter crash, Carrier USS <i>Saipan</i> off Bodoe, Norway	-- 8
1990 -- Dec 03, fog, runway collision/fire, Northwest 1482 & 299, DTW AP, Romulus, MI--	8
1993 -- Apr 19, SD Governor Mickelson & party plane crash, near Zwingle, IA	-- 8
1995 -- Apr 17, USAAF C-21 Learjet plane crash, near Alexander City Airport, AL	-- 8
2009 -- Jan 04, Sikorsky helicopter hits hawk after takeoff, crashes ~Morgan City, LA	-- 8

**Aviation Master Set – By Mortality (continued):**

1943 -- Jan 01~, Navy PBV Flying Boat sinks off Coos Bay, OR	-- 7
1945 -- June 29, USAAF TB-24 engine power loss after takeoff/crash, 6M SE Chandler AZ--	7
1946 -- Aug 9, USAAF A-26 Invaders collide, ground casualties, No. Montana State Fair, Great Falls--	7
1950 -- Sep 19, USN PB4Y-2 Privateer plane crash, Puget Sound, Saratoga Passage, WA	-- 7
1951 -- May 21, USAF C-124 Globemaster emergency landing crash near New Lisbon IN--	7
1953 -- Sep 18, USAF WB29 weather recon plane lost out of Kindley AFB, Bermuda	-- 7
1958 -- Sep 16, USAF B52 tail separation and plane crash, South St. Paul, MN	-- 7
1958 -- Dec 15, Johnson and Johnson Learstar crash (icing), 5M SW of Woonsocket, RI	-- all 7
1959 -- July 22, USAF KC-97 plane explosion and crash, near East Andover, NH	-- 7
1963 -- Jan 24, USAF B-52 stabilizer shaft breaks (turbulence), crash near Greenville, ME--	7
1967 -- Dec 10, Otis Redding Enterprises Beechcraft crash, Lake Monona, Madison, WI	-- 7
1968 -- Mar 19, Beechcraft plane crash in foggy weather, Terrible Mt., near Weston, VT	-- 7

1972 -- Apr 09, rented Cherokee-6, family outing, loses power/crashes ~AP, Fort Payne, AL-- 7  
 1973 -- Feb 26, Lear jet hits birds on takeoff, crashes ~Peachtree-Dekalb AP ~Atlanta, GA-- 7  
 1973 -- Oct 15, USAF C-130 Hercules flies into fog-shrouded Sugar Loaf Mountain, AR -- all 7  
 1985 -- Dec 31, Century Equip. C-47 plane fire/crash (Ricky Nelson), ~DeKalb, TX -- 7  
 1986 -- Jan 28, *Challenger* Space Shuttle break-up (O-Ring) Cape Canaveral, FL -- 7  
 1991 -- Feb 03, Cessna 182 parachute plane collides with private plane, Osceola, WI -- 7  
 1991 -- Apr 4, plane & helicopter collide (Sen. Heinz Crash), Merion (~Philadelphia), PA-- 7  
 2003 -- Feb 01, Columbia Space Shuttle re-entry break-up over TX -- 7  
 2019 -- Oct 02, Collings Found. B17 Flying Fortress landing crash, Windsor Locks AP, CT-- 7

**AVIATION – Master Set – By Mortality:**

1922 -- Sep 23, US Army bomber crashes, “Flying Circus”, Mitchel Field, Mineola, NY -- 6  
 1940 -- Oct 20, plane catches parachute’s shrouds, crashes, Marianna Airshow, AR -- 6  
 1942 -- May 24, USAAF C-40 transport crash in swamp 5M east of Howe Brook, ME -- 6  
 1950 -- Oct 13, Northwest Air Martin 2-0-2 captain check flight crash, Almelund, MN -- all 6  
 1957 -- Apr 12, US Navy Neptune P2V-5 bomber touch & go crash, Brunswick, ME -- 6  
 1962 -- May 09 USAF KC-135A Stratotanker engine failure and crash, Loring, AFB, ME-- 6  
 1962 -- May 27, Dover AFB USAF C133 Cargomaster crash, Atlantic off Dover, DE -- 6  
 1968 -- Mar 13, Mead Paper Co. landing crash, icy runway, Wood County AP ~Parkersburg WV--6  
 1969 -- Jan 21, USAF B52 takeoff crash, incorrect trim, 1M from Minot AFB, ND -- all 6  
 1971 -- Sep 25, Mantwo Inc Beechcraft takeoff crash, Gen. Mitchell Field, Milwaukee WI-- all 6  
 1972 -- Sep 07, Piper Navajo loss of control AP approach crash, near Columbus, MS -- all 6  
 1974 -- Aug 09, Piper Comanche charter crash 3/8 mile NE Jackson Municipal AP, MN -- 6  
 1974 -- Sep 11, Piper Aztec crash, Austin, MN -- all 6  
 1975 -- Nov 4, McJunkin Corp. Beechcraft King Air takeoff crash, Charleston, WV -- all 6  
 1977 -- Oct 20, Lynyrd Skynyrd Band plane crash, near Gillsburg, MS -- 6  
 1979 -- Aug 04, Boise Air Service Cessna T210M crash, Pistol Creek, ID -- all 6  
 1983 -- July 10/11, US Army CH-47 Chinook helicopter crash, South Fox Island, MI -- 6  
 1985 -- Nov 23, twin-engine Beechcraft plane crash (all aboard killed), Boca Raton, FL -- 6  
 1987 -- Jan 20, US Army Beechcraft & business Piper collide over Independence, MO -- 6  
 1988 -- June 8, Air Nat. Guard C-130 plane crash, touch-and-go-landing, Greenville, MS -- 6  
 1992 -- Oct 7, WV Air National Guard C-130 plane crash, Berkeley Springs, WV -- 6  
 1996 -- June 18, Army transport helicopters collide and crash, Fort Campbell, KY -- 6  
 2011 -- Nov 23, Ponderosa Aviation Inc. small plane crash, Superstition Mts., AZ -- 6  
 2014 -- Dec 08, Sage Aviation AP approach crash into houses, fire, Gaithersburg MD -- 6

1921 -- Mar 23, USN Free Balloon from NAS Pensacola, FL downs in Gulf of Mexico -- 5  
 1945 -- May 27, USAAF XP-55 Ascender crash debris hits car, air show, Wright Field, Dayton OH-- 5  
 1952 -- Apr 14, USN P2V Ventura patrol bomber crash, Brunswick NAS, ME -- 5  
 1972 -- Feb 19, USAF C-130 (5) & T-37 (0) planes collide, near Little Rock AFB, AR -- 5  
 1972 -- Dec 20, private Cessna stalls in circling landing approach, Eden Prairie, MN -- all 5  
 1974 -- Dec 11, Iowa Aviation Cessna 210L crash on I-20, heavy rain, Brandon, MS -- all 5  
 1978 -- Dec 10, USAF C-130 Hercules plane crash, landing phase, Ft. Campbell, KY -- 5  
 1979 -- Jan 17, helicopters collide (four on USCG) & 1 on civilian, Opa-Locka, FL -- all 5  
 1989 -- Dec 01, US Army CASA 212 plane crash, Patuxent River NAS, MD -- 5

1996 -- Mar 07, US Army Chinook from Fort Campbell crashes near Olmstead, KY	--	5
2008 -- Mar 04, Cessna 500 crash/birds, near Wiley Post AP, OK City, OK	--	5
1949 -- Sep 05, P-51 Mustang plane crash, Cleveland Air Races, OH	--	3
1987 -- Sep 28, bird strike and plane crash, USAF B1-B, La Junta, CO	--	3
2007 -- Oct 23, Piper 44 bird strike, Minneapolis to Grand Forks, ND	--	2
1912 -- Apr 03, 1 <sup>st</sup> recorded plane fatality due to bird strike, C.P. Rogers	--	1
1936 -- July 25, seaman Gladstone thrown from plane, bird collision-prevention maneuver--		1
1992 -- May 28, U.S. Marine Corps Hornet crash due to bird-strike, near Gainesville, FL	--	1



## AVIATION<sup>57</sup> -- Master Set -- CHRONOLOGICAL

1. 1919 -- July 21, Dirigible *Wingfoot* fire/crash (3) into bank skylight (10), Chicago, IL -- 13
- 1921 -- Mar 23, USN Free Balloon from NAS Pensacola, FL downs in Gulf of Mexico-- 5
2. 1922 -- Feb 21, USA dirigible airship *Roma* crash, Hampton Roads Naval Base, VA -- 34
- 1922 -- Sep 23, US bomber crash, "Flying Circus", Mitchel Field, Mineola, NY -- 6
3. 1925 -- Sep 03, Navy Dirigible *Shenandoah* upset by storm/breakup/crash ~Marietta OH-- 14
4. 1929 -- Mar 17, Colonial Western Airways tri-motor crash, sightseeing, Newark NJ -- 14
5. 1930 -- Jan 02, Motion Picture private planes collide, Santa Monica, CA -- 10
6. 1930 -- Jan 19, Transcontinental Air Transport # 7 crash, Oceanside, CA -- 16
- 1930 -- Apr 27, plane buzzes spectators, crashes at air show near Fayetteville, TN -- 9
7. 1933 -- Mar 25, Varney Speed (Air) Lines crash, San Leandro, CA -- 14
8. 1933 -- Apr 04, Storm, USN dirigible *Akron* crash/73, 2 rescuers, off Barnegat City, NJ-- 75
9. 1933 -- Jun 11, Chicago Exposition sightseeing plane crash, near Glenview, IL -- 9-10
10. 1933 -- Oct 10, United Airlines bombing/sabotage, Chesterton, IN -- 10
11. 1935 -- Oct 07, United Airlines airport approach crash, Cheyenne, WY -- 12
12. 1936 -- Jan 14, American Airlines Douglas DC-2 crash, Goodwin, AR --all 17
13. 1936 -- Apr 07, TWA Flight 1 flies into mt. ridge near Fairchance, SW PA -- 12
14. 1936 -- Sep 05, Skyways sight-seeing plane crash, Buttermilk Hollow, PA ~Pittsburgh-- 10
15. 1936 -- Dec 27, United Airlines 34 crash, Rice Canyon, Newhall, CA -- 12
16. 1937 -- Feb 09, United Air Flight 23 Crash, San Francisco Bay, CA -- 11
17. 1937 -- Mar 25, TWA inflight icing crash near Clifton (7M from Pittsburgh), PA --all 13
18. 1937 -- May 06, Deutsche Zeppelin Hindenburg air crash, Lakehurst, NJ -- 36
19. 1937 -- Oct 17, United Airlines 1 flies into Haydens Peak, Humpy Ridge, UT --all 19
20. 1938 -- Jan 10, Northwest Airlines structural failure crash/storm, Bridger Canyon, MT-- 10
21. 1938 -- Feb 02, two USN PBY-2 bombers collide mid-air 70M off San Clemente, CA -- 11
22. 1938 -- Mar 30, war games, 2 USN Consolidated patrol bombers crash, off Oahu, HI -- 11
23. 1938 -- May 24, United Air Flight 9 fire and crash, near Cleveland, OH -- 10
24. 1938 -- July 28-29, Pan Am 229 out of Alameda CA, lost, Pacific ~530M E of Manila --all 15
25. 1939 -- Mar 18, Boeing Stratoliner test flight crash, near Adler, Mt. Rainier, WA -- 10
26. 1939 -- Aug 11, two USAAF planes crash, Langley Field VA (9); Miramar CA (2) -- 11
27. 1940 -- June 17, two USAAF B-18s collide and crash, Bellerose Manor, Queens, NY -- 12
28. 1940 -- Aug 31, Pennsylvania Central Airlines lightning strike/crash ~Lovettsville VA--all 25
- 1940 -- Oct 20, plane catches parachute's shrouds, crashes, Marianna Airshow, AR -- 6
29. 1940 -- Nov 04, United Airlines #16 flies into Bountiful Mt. NE of Centerville, UT --all 10
30. 1940 -- Dec 04, United Airlines DC-3 airport approach engine stall/crash, Chicago, IL-- 10

<sup>57</sup> Include some US General Aviation and Military aviation events overseas.

**AVIATION -- Master Set -- CHRONOLOGICAL (continued)**

31. 1941 -- Jan 04, Navy transport *R2D-1* approach crash, White Mt. 35M E San Diego, CA-- 11
32. 1941 -- Apr 7, USN Consolidated PBV-1 Catalina crash ~2M off Machipongo Inlet, VA-- 10
33. 1941 -- Oct 30, American Air #1 crash, NYC to Chicago, St. Thomas, Ont. Can. -- 20
34. 1941 -- Oct 30, Northwest Airlines crash on Fargo ND AP approach, Moorhead, MN -- 14
35. 1941 -- Nov 02, US Naval Patrol "Flying Boat" Crashes, mountain ~Krisuvik, Iceland-- 12
36. 1941 -- Dec 30, 3 USAAF planes crash in CA; near Allensworth, Keller Peak, Oakland-- 11
37. 1942 -- Jan 14, five USAAF planes crash, AL, ID, NH, TX, off coast of VA -- 15  
 --1 08:35, USAAF Bell P-39D airport approach crash near Harlingen, TX  
 --9 14:22, USAAF B-26B crash ~Black Creek Reservoir 9M SE of Boise, ID  
 --1 18:30, USAAF AT-6A crash 1M north of Craig Field, Selma, AL  
 --2 after 18:30 USAAF Vultee BT-13A crash, Atlantic, off coast of VA  
 --2 20:04, USAAF Douglas B-18A crash into Mt. Moosilauke, NH
38. 1942 -- Jan 16, TWA Flight 3 Hits Potosi Peak, Carole Lombard killed, NV -- 22
39. 1942 -- Jan 17, USAAF crashes, Riverside CA, Pendleton Field OR, Curtis Field TX -- 10  
 -- 1 0745, Vultee BT-15 landing approach crash, Curtis Field, TX  
 -- 8 1130, Boeing B-17E crash just after takeoff, Pendleton Field, OR  
 -- 1 1620, Curtis P-40 forced landing attempt crash 5M west of Riverside, CA
40. 1942 -- Feb 03, USAAF planes crash, Lake Tahoe NV, Brooks Field TX, Trinity Center CA-- 10  
 --2 11:00 AT-6A crash, snowstorm, Maria Bay, Lake Tahoe, NV.  
 --2 13:35 Curtiss O-52 crash near Brooks Field, TX.  
 --6 Unknown time. B-26A crash, Trinity Alps, northwest of Trinity Center, CA.
41. 1942 -- Feb 11, four USAAF planes crash, Taft & Lemoore CA, Granby CT, Tolt WA-- 13  
 -- 2 08:50, Gardner Field, USAAF Vultee BT-13A crash, Taft, CA  
 -- 6 15:50, Bradley Field, CT USAAF Lockheed A-29 crash, East Granby, CT  
 -- 1 15:20, Lemoore Army Air Field USAAF BT-13A, 14M NW Lemoore, CA  
 -- 4 23:50, McChord Field USAAF Martin B-10BM crash near Tolt, WA
42. 1942 -- Feb 20, seven US military planes crash, CA, Wash. DC, TX (2), WA (2) -- 13
43. 1942 -- Mar 05, 2 USAAF plane crashes, St. Lucie River, Port Sewall, FL; off NC/VA-- 15  
 --8 USAAF C-30 crash in St. Lucie River in severe rainstorm, Port Sewall, FL  
 --7 USAAF Y1B-17 out of Langley Field, VA lost at sea off East Coast
44. 1942 -- Mar 15, Army AF B-17 Flies into Mountain near Pendleton, OR -- 10
45. 1942 -- Mar 18, twelve USAAF planes crash, CA (5), GA, OH (4), TX, WV -- 12  
 --4 P-39Fs crash, "blinding snowstorm," 6½M E of Lima, OH; all 4 pilots killed.  
 --1 A-20C crash in cloud covered valley, off-route over hometown, ~Durbin, WV  
 --1 BT-13s collide on final approach to Cochran Field, Macon, GA.  
 --5 All 5 BT-13A pilots, inclement weather, ~Lebec, Quail Lake, Tehachapi, S CA  
 1 AT-61 takeoff crash Moore Field, Mission TX, 10:55 p.m.
46. 1942 -- Apr 02, six USAAF planes crash, AR, CA, GA (2), TX, WA -- 12
47. 1942 -- Apr 03, seven USAAF planes crash: ID, LA, NC, RI, Shaw Field, SC, TX -- 20  
 --8 B-17E breakup and crash 6M north of Strevell, ID, all killed.  
 --1 B-25C takeoff crash, Barksdale Field, Shreveport, LA.  
 --1 P-40E hits ground maneuvering at high speed at night 6M N Elizabeth City, NC

- 5 B-25A port engine malfunction shortly after takeoff, West Greenwich, RI
- 3 A-20A crash after takeoff, Columbia Air Base, Columbia, SC--all killed.
- 1 two BT-15s collide in 3-ship formation 10M NNE of Shaw Field, Sumter, SC
- 1 AT-6B dove into Espiritu Santo Bay, TX, failed to recover from intentional dive.
- 48. 1942 -- Apr 05, USAAF B-17E Flying Fortress crash near Pali Lookout, Oahu, HI --all 10
- 49. 1942 -- Apr 12, two USN PBY-5A bombers fly into Mt. 7M E of Livermore, CA -- 14
- 50. 1942 -- Apr 16, two USAAF planes crash, Potomac River mouth, VA; MacDill Field, FL-- 10
  - 3 USAAF DB-78 mock combat maneuver crash, Potomac River mouth, VA
  - 7 USAAF A-29B takeoff crash (unauthorized weight overload), MacDill, FL
- 51. 1942 -- Apr 29, four USAAF planes crash; Kodiak, AK; Smyer, TX; Orlando, FL (2) -- 15
  - 7 USAAF B-17E and Curtis P-40E planes collide, 9M W of Orlando, FL
  - 7 USAAF B-18A bomber crash, Sharatin Mountain, near Kodiak, AK
  - 1 USAAF AT-6A crash near Smyer and Lubbock Army Flying School, TX

**AVIATION -- Master Set -- CHRONOLOGICAL (continued):**

- 52. 1942 -- May 01, United Air flight 4 flies into hillside 3.8M from Salt Lake City AP, UT-- 17
- 53. 1942 -- May 03, 3 USAAF crashes-Meacham, OR, Pleasant Val., OR; McChord Field, WA -- 17
  - 7 USAAF Boeing V-17E crash, Blue Mountains, near Meacham, OR
  - 6 USAAF A-29B in snowstorm ~Lindsey Peak 1½M from Pleasant Valley, OR
  - 4 USAAF Lockheed A-29 takeoff crash, McChord Field, Tacoma, WA
- 54. 1942 -- May 06, USAAF B-17 out of MacDill Field, FL, lost, trng. flight, Gulf of Mex.-- 10
- 55. 1942 -- May 12, 6 planes crash/collide, IL (2), OK (4 planes, 7 dead), WA (5 dead) -- 14
- 56. 1942 -- May 15, Four USAAF crashes, CA (2), ~Wendover Field, UT, ~Mason, TX -- 10
- 1942 -- May 24, USAAF C-40 transport crash in swamp 5M east of Howe Brook, ME-- 6
- 57. 1942 -- June 01, two USAAF (MD and PA) planes crash, and one US Navy (CA) -- 9-10
  - 7-8 USN PBY-5 crash into mountains east of Half Moon Bay, CA.
  - 1 USAAF Republic P-43A crash into wooded area, Billingsley, MD
  - 1 USAAF Vultee BT-13A crash near Pine Grove Furnace, S. Mt., PA
- 58. 1942 -- June 04, USAAF LB-30 emergency landing approach crash 3M NW Hamilton Field, CA--14
- 59. 1942 -- June 05, USN PBY-5A #05023 plane lost, NAS Pensacola to Gulf -- 10
- 60. 1942 -- June 08, USN Airships Defender/G-1 & L-2 collide, Atlantic off Lakehurst NJ-- 12
- 61. 1942 -- July 01, USAAF C-49 structural failure in thunderstorm, crash 5M ~Premier, WV--21
- 62. 1942 -- July 18, USAAF B-17B left wing failure and crash near North Reading, MA -- 10
- 63. 1942 -- July 30, USAAF C-73/NWA takeoff crash, Wold-Chamberlain AP, Minneapolis, MN--10
- 64. 1942 -- Aug 15, USAAF C-53 flies into terrain, foggy night near Garnet Peak, Peru, MA-- 16
- 65. 1942 -- Aug 19, USN PBY hits tug on takeoff, Coco Solo Navy Base, Panama Canal Zone-- 14
- 66. 1942 -- Aug 25, USN PBY-5 Catalina missing, Kodiak, Aleutians heading east AK -- 14
- 67. 1942 -- Sep 11, P-40K in-flight fire, crash into Curtiss-Wright Plant, Buffalo, NY -- 14
- 68. 1942 -- Sep 11, USAAF B-24D, off course, flies into Mt. Baldy in poor weather, AZ --all 10
- 69. 1942 -- Sep 22, Eight USAAF planes crash or collide, CT, FL (3), GA, ME (2), PA -- 25
- 70. 1942 -- Oct 01, USAAF C-39 transport plane crash 15M NW Caomo, Puerto Rico --all 22
- 71. 1942 -- Oct 03, USN Sikorsky flying boat *Excalibur* takeoff crash, Botwood, NFLD, Can.--11
- 72. 1942 -- Oct 17, USAAF B-17 crash, north slope Sierra Grande Mt., 7M SW Des Moines NM-- 11
- 73. 1942 -- Oct 23, American Air 28 and USAAF B-34 collide 3M N Palm Springs, CA -- 12

- 74. 1942 -- Nov 11, USN PBM-1 crash off Banana River NAS, 5M from Melbourne FL -- 9-11
- 75. 1942 -- Nov 30, USAAF B-17F crash in snowstorm 1/3M SW of Sioux City AAB, IA-- 10
- 76. 1942 -- Dec 02, USAAF B-17F crash in mountainous terrain at night near Grace, ID -- 10
- 77. 1942 -- Dec 05, USAAF C-47 approach crash 2M S of Maxwell Field, Montgomery, AL-- 12
- 78. 1942 -- Dec 15, Western Airlines #1 severe pullup and structural failure crash ~Fairfield, UT--17
- 79. 1942 -- Dec 30, USAAF B-17F icing crash 8M south of Musselshell, MT -- 12

**AVIATION -- Master Set -- CHRONOLOGICAL (continued):**

- 80. 1943 -- Jan 02, USAAF B-17F flies into cloud-shrouded Ruby Mts. 25M E Elko, NV -- 10
- 81. 1943 -- Jan 06, USAAF B-24D tail section structural failure crash, 15M SW Madill OK-- 10
- 82. 1943 -- Jan 06, USAAF B-24 tail section structural failure crash 3M W White City, KS-- 11
- 83. 1943 -- Jan 08, USAAF B-24 Liberator crash 2M off Barking Sands Field, Kauai HI --all 10
- 84. 1943 -- Jan 12, USAAF B-24D crash 3M west of Army Air Base at Alamogordo, NM-- 10
- 85. 1943 -- Jan 15, 2 USAAF B-17s collide, #41-9181 crashes 10M SW Gowen Field, Boise, ID--10
- 86. 1943 -- Jan 15, USAAF C-54 (TWA contract), plane crash, Dutch Guiana [Suriname] --all 35
- 87. 1943 -- Jan 17, USAAF B-24 crash, too-fast spin recovery 10M N Alamogordo AAB, NM-- 11
- 88. 1943 -- Jan 18, USAAF B-24 flies into Bassett Peak, Galiuro Mts. 43M NE Tucson, AZ-- 11
- 89. 1943 -- Jan 18, USAAF C-87 Liberator Express missing, Atlantic, off Natal, Brazil --all 26
- 90. 1943 -- Jan 21, Pan Am 1104 (USN Transport) Crashes, Mt. ~Boonville & Ukiah CA -- 19
- 91. 1943 -- Jan 24, USAAF B-24 crash, White Sands Nat. Monument 10M W Alamogordo NM-- 11
- 92. 1943 -- Jan 24, USAAF B-24D icing crash, Mescalero Indian Res. 15M S Ruidoso, NM-- 10
- 93. 1943 -- Jan 24, USAAF B-17F flies into terrain under low ceiling in dark ~Ordway, CO-- 10
- 94. 1943 -- Jan 25, USAAF B-17 crash letting down in low clouds, 2M NW New Albany, OH-- 12
- 95. 1943 -- Jan 26, USAAF C-67 structural failure/turbulence crash 11M S of Flomaton, AL-- 10
- 96. 1943 -- Jan 31, USAF Consolidated Liberator crash, Tucson, AZ -- 11
  
- 97. 1943 -- Feb 05, two USAAF B-25Cs collide midair 12M west of Newberry, SC -- 14
- 98. 1943 -- Feb 06, USAAF C49K, Fort Nelson BC-Seattle crash, Tuchodi Lake peak, BC, Can.-- 11
- 99. 1943 -- Feb 11, USAAF B-17F flies into ridge ~Table Top Mt. 17M E Walla Walla, WA-- 10
- 100. 1943 -- Feb 17, USAAF B-17F structural failure and crash, near Huron, SD -- 12
- 101. 1943 -- Feb 18, USAAF Boeing XB-29 crash, Frye Packing Plant, fire, Seattle, WA -- 31
- 102. 1943 -- Feb 22, Pan American Air Flying Clipper crash, Tagus Riv., Lisbon, Portugal-- 24
- 103. 1943 -- Feb 25, USAAF B-17F crash 25 miles north of Glenrock, WY --all 10
- 104. 1943 -- Feb 26, USAAF B-17F crash just after takeoff, Biggs Field, El Paso, TX -- 10
- 105. 1943 -- Feb 28, 2 USAAF B-26 bombers collide mid-air, bombing range, Avon Park, FL--11
  
- 106. 1943 -- Mar 22, USAAF AT-18 missed approach crash, Harlingen Army AF, TX --all 10
- 107. 1943 -- Mar 27, USAAF C-47 structural failure and crash, Oliver Springs, TN --all 11
- 108. 1943 -- Mar 29, USAAF B-17F flies into ground 5M NE of Ephrata AAB, WA --all 11
- 1943 -- Mar 29, USAAF B-17F crash near top of mt. ridge 16M E of Ellensburg, WA--all 9
  
- 109. 1943 -- Apr 12, USAAF B-24 crash after takeoff 3½M SE Davis-Monthan Field, Tucson, AZ-- 10
- 110. 1943 -- Apr 15, USAAF AT-18 landing crash Buckingham AAF, Fort Myers, FL --all 11
- 111. 1943 -- Apr 21, USAAF B-24 out of Langley Field VA missing, SOS sent, off VA coast--10
- 112. 1943 -- Apr 21, USAAF C-60A landing attempt crash, Evansville Municipal Airport IN--10

- 113. 1943 -- Apr 23, two USAAF B-26C bombers collide mid-air over Englewood, FL --all 13
- 114. 1943 -- Apr 26, USAAF B-24D structural failure crash 9M NE of Ballinger, TX -- 10
- 115. 1943 -- Apr 29, USAAF B-24 plane lost, Hamilton Field, CA to Hickam Field, HI -- 10

**AVIATION -- Master Set -- CHRONOLOGICAL (continued):**

- 116. 1943 -- May 04, USAAF B-24, UK to US, flies into Mt. Fagradalsfjall, Iceland -- 14
- 117. 1943 -- May 07, USAAF B-17F airport approach crash 4M W Army Air Base, Dalhart, TX--11
- 118. 1943 -- May 08, USAAF C-47 crash after takeoff 2M N Tinker Field, Oklahoma City OK--15
- 119. 1943 -- May 13, two USAAF B-24s collide mid-air 4M NE of Biggs Field, El Paso, TX--15
- 120. 1943 -- May 15, USAAF C-47 flies into fog-shrouded Gingercake Mountain, NC -- 18
- 121. 1943 -- May 16, two USAAF B-17s collide at runway junction, Ephrata Army AB, WA--10
- 122. 1943 -- May 18, US Navy PBV-5A Catalina missing on patrol flight off Adak, AK --all 10
- 123. 1943 -- May 20, USAAF B-24 missed approach crash into natural gas tank, fog, Chicago IL-12
- 124. 1943 -- May 22, USAAF B-17G crash 5M SE of Rapid City Army Air Base, SD --all 11
- 125. 1943 -- May 23, USAAF B-17 crash, Yellowstone Nat. Park 4M S West Yellowstone, MT--10
- 126. 1943 -- May 29, USAAF B-24D out of Pocatello ID lost, trng. flight, Pacific off west coast--10
- 127. 1943 -- May 30, USAAF B-17F flies into 4,990 ft. mount. 32M SE of Salt Flat, TX --all 11
- 128. 1943 -- May 31, USAAF C-67 flies into clouded Desatoya Peak, Smith Creek Valley, NV-- 11
  
- 129. 1943 -- June 07, USAAF C-47 airport approach crash in thunderstorm ~Red Springs NC--20
- 130. 1943 -- June 13, two USAAF B-17Fs in formation collide, 1 crashes 2M SW Fedora, SD-11
- 131. 1943 -- June 14, USAAF B-17 initial climb crash, Bakers Creek, 5M S Mackay, Australia--40
- 132. 1943 -- June 15, two USAAF B-24s in formation collide/crash 10M N of Ruidoso, NM--19
- 133. 1943 -- June 25, USN PBV-5 Catalina crash, St. John River ~Green Cove Springs, FL-- 13
- 134. 1943 -- June 26, Six USAAF plane crashes/collisions, CA (2), FL (2), ME, SC -- 16
  - 2 USAAF AT-6A wing failure and crash 3M SE of Fulton, CA
  - 2 USAAF Vultee BT-13A crash 7M SE War Eagle Field, Lancaster, CA
  - 1 USAAF Republic P-47D collided with 2nd P-47, 20M S of Perry Field, FL
  - 1 USAAF L-2B crash 12M NE of Tyndall Field, Panama City, FL
  - 9 USAAF B-26 crash buzzing relative's farm; crew/civilians, Presque Isle, ME
  - 1 USAAF Stearman PT-17 crash 1M south of Cameron, SC
- 135. 1943 -- June 27, two USAAF B-25s on nighttime navigational trng. flight crash in GA-- 13
  - 6 USAAF B-25C flies into terrain under cloud-cover 18M NE of Sandersville
  - 7 USAAF B-25C hits tree flying low under clouds 20M NNE Augusta
- 136. 1943 -- June 28 or 29, USAAF B-17 crash on ridge, Big Horn Mts. ~Cloud Peak, WY-- 10
- 137. 1943 -- June 29, USAAF B-24 lndg. attempt crash, storm, 1M NW Alamogordo AAB, NM-10
  
- 138. 1943 -- July 02, USN R4D-1 crash, Table Top Mt., 6M NW NAS Dutch Harbor, AK--all 10
- 139. 1943 -- July 03, USAAF B-17F tail section structural failure 2M N of White City, KS--all 10
- 140. 1943 -- July 05, planes crash; USN PV-1, NAS Deland FL; USAAF B-24, Bakersfield CA-15
  - 8 USN PV-1 Ventura, Naval Air Station, Deland, FL
  - 7 USAAF B-24E approach crash (engine failure), 5M east Bakersfield, CA
- 141. 1943 -- July 05, USAAF B-24 search mission crash, fog, Green Mt., San Miguel Isl., CA--12
- 142. 1943 -- July 07, USN PB4Y-1 Liberator dove into sea off NAS Barbers Pt., Oahu, HI--all 11
- 143. 1943 -- July 15, USAAF B24D sea crash at end of runway, Castle Harbour, Bermuda-- 11

- 144. 1943 -- July 17, two USAAF C-53s in formation collide 10M N of Grenada AAF, MS-- 10
- 145. 1943 -- July 19, USAAF B-24 structural failure crash, Taylor Canyon 27M NE Gunnison CO- 11
- 146. 1943 -- July 19, USAAF C-53D crash in turbulent storm 9M W of Lincoln, NE --all 13
- 147. 1943 -- July 21, two USAAF B-26Cs in formation collide 15M E of Parrish, FL --all 10
- 148. 1943 -- July 24, USAAF B-17 crash into hill 10M N of Ephrata Army Air Base, WA--all 13
- 149. 1943 -- July 25, two B-25s AP approach collision, Santa Fe Beach Havana, Cuba -- 12
- 150. 1943 -- July 28, American Air 63 thunderstorm downdraft crash 1M W Trammel, KY-- 20
- 151. 1943 -- July 28, USAAF B-24E dive recovery structural failure crash, Adena, CO --all 12
- 152. 1943 -- July 28, USAAF B-24 emer. lndg. approach crash 12M N Biggs Field, El Paso, TX--11
- 153. 1943 -- July 29, USN R4D-5 transport crash, mt., San Cristobal Isl., Solomon Islands-- 10

**AVIATION -- Master Set -- CHRONOLOGICAL (continued):**

- 154. 1943 -- Aug 01, USAAF CG-4 glider demonstration flight wing failure, St. Louis, MO-- 10
- 155. 1943 -- Aug 09, US Navy bomber crashes (3) into bus (8), Pearl Harbor Navy Yard, HI--11
- 156. 1943 -- Aug 10, 2 Walla Walla, WA USAAF B-17s crash, ~Cecil, OR, Paterson, WA-- 15
  - 8 Walla Walla AAB, USAAF B-17 bomber crash near Cecil, OR
  - 7 Walla Walla AAB, USAAF B-17 bomber crash near Paterson, WA
- 157. 1943 -- Aug 12, USAAF B-24E crash, mountainside 7M north of Indio, CA --all 10
- 158. 1943 -- Aug 14, USAAF B-24E forced lndg. attempt crash, field 10M S Ellsworth, KS-- 11
- 159. 1943 -- Aug 14, USAAF B-24E crash into box canyon cliff 13M S of Dubois, WY --all 11
- 160. 1943 -- Aug 16, USAAF B-24E takeoff climb crash 2M ENE of Pueblo, CO --all 10
- 161. 1943 -- Aug 16, USAAF B-24E takeoff power loss crash, Gowen Field, Boise, ID --all 10
- 162. 1943 -- Aug 18, USN PBM-3C Mariner patrol plane crash off Montauk Pt. Long Is., NY--12
- 163. 1943 -- Aug 18, USAAF B-24E crash, Gulf, 120M SE off Corpus Christi, TX --all 10
- 164. 1943 -- Aug 18, USAAF B-24E engine fire and crash, Otero County, NM --all 12
- 165. 1943 -- Aug 24, USAAF B-17F crash, Gibson Ranch ~Dovetail & Winnett, MT --all 11
- 166. 1943 -- Aug 27, USAAF B-24E crash, Cheyenne Mt. 10M W of Colorado Springs, CO--10
- 167. 1943 -- Aug 28, 2 USAAF B-17Fs collide, 3<sup>rd</sup> hits debris ~Army Air Base, Harvard, NE-- 14
- 168. 1943 -- Aug 29, USAAF B-24E lndg. approach eng. failure crash 5M E Wendover Field, UT-- 10
  
- 169. 1943 -- Sep 01, USAAF B-17F mid-air explosion/crash 6M E of Fort Benton, MT --all 10
- 170. 1943 -- Sep 02, USAAF B-24E landing crash 1M E Army Air Base Sioux City, IA --all 10
- 171. 1943 -- Sep 05, USAAF B-17F breaks-up in turbulence, Lake Cormorant, MS --all 10
- 172. 1943 -- Sep 05, USAAF C-53D Skytrooper turbulence break-up 10M S of Sedalia, MO--11
- 173. 1943 -- Sep 06, USAAF B-17F airport approach crash 1M north of Rapid City, SD --all 10
- 174. 1943 -- Sep 10, 2 USAAF B-17s in formation collide ~50M SE of Galveston, TX --all 22
- 175. 1943 -- Sep 20, USAAF C-53D transport crash after takeoff, Maxton AAB, NC --all 25
- 176. 1943 -- Sep 22, USAAF C-53 transport hits trees on takeoff/crashes ~Calcutta, India--all 20
- 177. 1943 -- Sep 22, USAAF B-24D drops under ceiling into rising terrain near Covert, KS-- 11
- 178. 1943 -- Sep 28, USAAF B-24H formation slipstream stall/crash 3M N Fountain, CO-- 11
- 179. 1943 -- Sep 30, USAAF B-24H crash, Mt. Logan ~5M northwest of Shawnee, CO -- 11
  
- 180. 1943 -- Oct 01, USAAF B-24D, too-low in cloud cover, hits Clift Ridge, S of Elk, CA--all 10
- 181. 1943 -- Oct 3, USAAF B-17F runway approach crash, Brooksville Army Airfield, FL-- 11
- 182. 1943 -- Oct 04, USAAF B-24D, engine failure emer. lndg. attempt, Blythe AAB, CA--all 10

- 183. 1943 -- Oct 06, USAAF B-24D, Pocatello ID to Klamath Falls OR then over Pacific, lost--10
- 184. 1943 -- Oct 14, USAAF B-24D emer. Indg. attempt crash, Neighbours Blvd. Blythe, CA --all 10
- 185. 1943 -- Oct 15, USAAF B-24E with engine trouble hits mt. returning to Blythe AAB, CA-10
- 186. 1943 -- Oct 15, American Airlines Flight #63 crash near Centerville, TN --11-15
- 187. 1943 -- Oct 22, USAAF C-47 crash, night parachute ex., Lawson Field, Ft. Benning, GA--20
- 188. 1943 -- Oct 22, USAAF B-17 stall/crash in storm, Arkansas River ~Ponca City, OK -- 14
- 189. 1943 -- Oct 24, USAAF YB-29 takeoff crash, Smoky Hill Army Air Field, Salina, KS-- 10
- 190. 1943 -- Oct 25, two USAAF B-24H planes collide, near Milligan, NE -- 17
- 191. 1943 -- Oct 29, USAAF B-24 crash after takeoff, Atlantic off West Palm Beach, FL -- 14
- 192. 1943 -- Oct 29, USAAF C-47 engine loss, approach crash, Hoffman-Mackall AAF, NC--14
- 193. 1943 -- Oct 29, USAAF B-24E crash, Cucamonga Peak at night, 10M NW Fontana, CA--10

**AVIATION -- Master Set -- CHRONOLOGICAL (continued):**

- 194. 1943 -- Nov 03, USAAF B-24J engine fire/crash 4½M SW Pueblo Army Air Base, CO--10
- 1943 -- Nov 06, USN PBY-5A missing, ferry from NAS San Diego to NAS Kaneohe-- 9
- 195. 1943 -- Nov 16, two USAAF AT-18s crash near and at Buckingham AAF, FL -- 16
- 8 USAAF AT-18A 42-55637, 11-16-1943, Buckingham AAF, Fort Myers, FL
- 8 USAAF AT-18A 42-55675, 11-16-1943, Buckingham AAF, Fort Myers, FL
- 196. 1943 -- Nov 18, USAAF B-24J Liberator crash 9 miles north of Melrose, NM --all 12
- 197. 1943 -- Nov 18, USN transport plane crash, 30mi. E of Rio De Janeiro, Brazil --17 of 18
- 198. 1943 -- Nov 19, USAAF B-17F crash, near Thonotosassa, FL -- 10
- 199. 1943 -- Nov 25, two USAAF B-24Es collide/crash 5M N Liberal Army Airfield, KS-- 11
  
- 200. 1943 -- Dec 04, USAAF B-24C crash 2M S of Elverson, PA (near Reading, PA) -- 10
- 201. 1943 -- Dec 05, US Army and Navy planes crash: Quonset Pt. RI; Kings Canyon, CA-- 15
- 9 USN PV-1 Ventura hot landing into hangar, NAS Quonset Point, RI
- 6 USAAF B-24E crash, Kings Canyon National Forest, CA
- 202. 1943 -- Dec 7, Navy dive bombers collide/bomb falls/Marines on ground die, Maui, HI--22
- 203. 1943 -- Dec 13, USAAF B-17F spins out of control in snowstorm 10M N Rosebud, SD--all 10
- 204. 1943 -- Dec 13, USN PBM-3S, VP-213, BuNo 48126 lost on patrol off NC Coast -- 18
- 205. 1943 -- Dec 14, USAAF B-24 engine loss after takeoff, hits bluff 2M NE Council Bluffs, IA--16
- 206. 1943 -- Dec 15, USAAF B-17F takeoff engine problem & crash, Ardmore AAF, OK--all 12
- 207. 1943 -- Dec 19, two USAAF B-24s crash: one ~Sausalito, CA/9; one near Burley, ID/8--17
- 208. 1943 -- Dec 22, USAAF B-24H takeoff crash 3M NW Morrison Field, West Palm Beach FL--14
- 209. 1943 -- Dec 27, two military plane crashes, one in FL and one in NY -- 11
- 6 USAAF B-17E Fortress crash in fog, .5M N of Hendricks AAF, FL
- 5 USN PV-1 Ventura crash and explosion, Rockaway Inlet, NY
- 210. 1943 -- Dec 29, 2 USAAF B-24s collide mid-air near Lakeside, UT -- 25
  
- 211. 1944 -- Jan 02, USAAF B-17G breaks-up, icing, McClellan Field, Sacramento, CA --all 13
- 212. 1944 -- Jan 03, USAAF B-24J crash into mt. peak, 25 miles SE of Muroc, CA --all 10
- 213. 1944 -- Jan 13, USAAF B-17 fire during landing approach/crash ~Fort Worth AAF, TX--10
- 214. 1944 -- Jan 20, USN PB4Y1 Liberator takeoff crash/engine failure, Camp Kearny, CA-- 13
- 215. 1944 -- Jan 22, collision, USAAF, Gulf of Mexico, near Little Marco Pass, FL -- 10
- 216. 1944 -- Jan 24, USAAF C-60 & Beech AT-7 collide 5M NW over Farmersville, LA-- 10

217. 1944 -- Jan 26, USN PBM-35 hits ammo. magazine during landing, NAS Key West, FL--11  
 218. 1944 -- Jan 31, USN PB4Y-1 out of Quonset Pt. NAS crash 13M off Block Isl., RI -- 10

**AVIATION -- Master Set -- CHRONOLOGICAL (continued):**

219. 1944 -- Feb 03, two USAAF B-26Bs collide in formation, 7M W of Garland, AR --all 13  
 220. 1944 -- Feb 07, two USAAF planes crash at Parkton, NC and at Wendover Field, UT-- 13  
     --9 USAAF B-24 crash into rising terrain 8M NE Wendover Field, UT  
     --4 USAAF C-47A break-up in mid-air after doing a loop, Parkton, NC  
 221. 1944 -- Feb 10, American Air Flight 2 crash, Mississippi River, Memphis, TN -- 24  
 222. 1944 -- Feb 12, 3 USAAF B-25s in formation collide, Army Air Base Greenville, SC --all 19  
 223. 1944 -- Feb 12, two USAAF B-17's collide, one crashes (42-30481), Mill Creek, OK-- 10  
 224. 1944 -- Feb 16, USAAF B-17F out of fuel after failed landing attempts crash, Wimauma, FL--12  
 225. 1944 -- Feb 16, USN Air Transport R4D-1 flight missing, NAS Seattle to Kodiak, AK-- 14  
 226. 1944 -- Feb 18, two USAAF B-24s collide, 3 plane group, 20M from Phoenix, AZ --all 17  
 227. 1944 -- Feb 22, USAAF B-17F, off course/instrument conditions crash, Blue Mt., NJ-- 12  
 228. 1944 -- Feb 23, 2 USN North Amer. PBJ-1D Mitchell bombers collide ~New Bern, NC--10  
 229. 1944 -- Feb 25, USAAF B-17 & AT-6A collide 15M NW Army Air Field, Las Vegas, NV--12  
 230. 1944 -- Feb 26, USAAF B-24E lost, GA to Cuba, Atlantic, off Jacksonville, FL --all 10  
 231. 1944 -- Feb 26, USAAF B-17 turbulence spinout crash, mts. 10M W Palmer Lake, CO--all 10  
  
 232. 1944 -- Mar 03, two USAAF B-26s collide 10M N of Barksdale Field, Shreveport, LA-- 12  
 233. 1944 -- Mar 05, USAAF B-24E engine fire/explosion/crash, east off Jacksonville, FL-- 12  
 234. 1944 -- Mar 06, USAAF B-17G breaks-up and crashes 5M NE of Maxwell, IA --all 10  
 235. 1944 -- Mar 15, USAAF B-24E flies into Bull Mt. at night, 5M NE of Stuart, VA --all 11  
 236. 1944 -- Mar 18, USAAF B-24 hits peak, 25M N Davis-Monthan Field, Tucson, AZ --all 10  
 237. 1944 -- Mar 20, two USAAF B-24s crash near Biggs Field, El Paso, TX --all 19  
     -- 9 USAAF B-24E 42-64398; 00:01, 3M SE, takeoff engine failure  
     --10 USAAF B-24E 42-7400; 3:10, 2M S, takeoff engine failure  
 238. 1944 -- Mar 26, crash, USAAF, B-24, ~Naval Air Station, Melbourne, FL -- 10  
  
 239. 1944 -- Apr 06, USN PBY-5A runs out of fuel, San Juan to Guantanamo NAS, Caribbean--16  
 240. 1944 -- Apr 07, Westover Field MA USAAF B-24 engine trouble/lost, Atlantic ~Montauk Pt.--11  
 241. 1944 -- Apr 09, USAAF B-24 spinout in clouds, 3M SW USMC Air Station, Mojave CA--10  
 242. 1944 -- Apr 11, US Navy War Eagles P-3C Orion crashes east of Columbus, NM -- 12  
 243. 1944 -- Apr 14, USN heavy bomber crash 22M E of Palomas, MX, 1000 feet from TX border-- 12  
     1944 -- Apr 19, Houma NAS, LA Airship K-133, down in storm, off MS Riv., Gulf -- 9  
 244. 1944 -- Apr 24, USAAF B-24 hits mt. top in instrument cond., 3M east of Epsom, NH-- 10  
 245. 1944 -- Apr 24, USAAF B-17G crash, 6M SW of Ardmore Army Air Field, OK --all 11  
 246. 1944 -- Apr 25, two USAAF B-24s collide midair 15M NE Yuma Army Air Field, AZ-- 12  
 247. 1944 -- Apr 28, US Navy R4D transport plane crash, Anderson Mesa, northern AZ --all 19  
 248. 1944 -- Apr 29, USAAF B-24E, off-course/too-low, flies into terrain, 15M SW Merna, NE--10  
  
 249. 1944 -- May 05, USAAF B-24J out of Hickam Field, HI crash, Aiea Ridge, Oahu, HI-- 10  
 250. 1944 -- May 13, USAAF B-24H crash near Batista Field, Havana, Cuba --all 11  
 251. 1944 -- May 16, dirigible airship K-5 hits hangar and crashes, Lakehurst NAS, NJ -- 10



- 252. 1944 -- May 18, USAAF B-17 crash (formation prop. turbulence), 7M E Rapid City AAB, SD-- 10
- 253. 1944 -- May 19, USN 32226 PB4Y-1 Liberator Plane Crash ~MCAS Cherry Point, NC--13
- 254. 1944 -- May 26, USAAF B-17G crash, Ronald Horn farm 3M west of Anthon, IA -- 10
- 255. 1944 -- May 27, USAAF B-24 crash, Mt. Holyoke after night takeoff ~So. Hadley, MA--10
- 256. 1944 -- May 29, USAAF B-17G stall during banking, crash, 5M south of Ridgely, TN-- 10
- 257. 1944 -- May 30, USN PB4Y and F4F collide over Palomar Mt., San Diego County, CA--12
- 258. 1944 -- May 30, USN PB4Y-1 emer. landing attempt crash, NAAS Chincoteague, VA-- 11

**AVIATION -- Master Set -- CHRONOLOGICAL (continued):**

- 259. 1944 -- June 06, USN PB4Y-1 crash after takeoff into building, NAAS Camp Kearny, CA-- 17
- 260. 1944 -- June 07, USAAF B-24 in-flight fire in thunderstorm, crash 2M SE Chappell, NE-10
- 261. 1944 -- June 08, USAAF B-25s collide/fall on homes/kill 10 civs., Kalihi, Honolulu, HI--14
- 262. 1944 -- June 13, USAAF B-24E, night navigation ex., flies into Green Knob Mt., NC-- 10
- 263. 1944 -- June 20, USAAF B-24J low on gas, lost at sea heading for Jacksonville FL -- 10
- 264. 1944 -- June 22, USAAF B-24J crash on mt. at night 15M SE Walla Walla AAF, WA-- 10
- 265. 1944 -- June 28, 3 USAAF planes crash: ~Selma AL/5; ~Dermott AR/2; ~Yuma AZ/5-- 12
  - 5 USAAF C-60A Lodestar, lost engine on takeoff, crashed ~Selma AAF, AL
  - 2 USAAF BT-13A, left wing failed in flight near Dermott, AR
  - 5 USAAF B-17 G Flying Fortress flew into mountainside at night ~Yuma, AZ
- 1944 -- June 29, USAAF B-24 engine fire, crash, Floating Feather Auxiliary AP, Eagle, ID-- 8
- 266. 1944 -- June 29, off-course USAAF B-24 flies into mt. at night, 17M SE of Tobe, CO--all 10
- 267. 1944 -- June 30, USAAF B-24J plane crash, Atlantic, 10M off Myrtle Beach, SC --all 10
  
- 268. 1944 -- July 02, USAAF B-29 break-up in thunderstorm/crash 5M NE Harmon, OK --all 11
- 269. 1944 -- July 4, USAAF B-24s collide 10M N Palm Springs, 3<sup>rd</sup> B24 crash Muroc Lake CA--10
  - 9 USAAF B-24J #42-51022, 10 miles northeast of Palm Springs, CA
  - 1 USAAF B-24 crash at Muroc Lake, CA
- 270. 1944 -- July 11, off-course USAAF B-17 crash, thunderstorm, Deer Mt. ~Rangeley, ME-- 10
- 271. 1944 -- July 11, USAAF A-26 crash into Westbrook trailer camp, So. Portland, ME -- 19
- 272. 1944 -- July 19, USAAF B-24J #42-51617 breaks-up/crashes 5M N of Touchet, WA-- 12
- 273. 1944 -- July 20, two USAAF B-17Fs in formation collide, north of Brooksville, FL -- 10
- 274. 1944 -- July 20, 2 USAAF B-24Js in 18-ship flight enter clouds/collide/crash, 1M N Roswell, NM--10
- 275. 1944 -- July 21, 3 USAAF C-47 planes lost, Atlantic, 25M off Cape Fear, NC -- 15
- 276. 1944 -- July 23, USAAF B-24J in-flight fire/crash, near Chatham Field, Savannah, GA-- 10
- 277. 1944 -- July 25, USAAF B-24 crash, San Pablo Bay, near San Rafael, CA -- 10
- 278. 1944 -- July 26, USAAF C-54A, UK-NY, lost, last radio contact SE off Greenland --all 26
- 279. 1944 -- July 27, USAAF C47 ambulance plane hits cliff/fog, Isle of Mull ~Port Logan, Scotland--22
- 1944 -- July 30, USAAF B-17G breaks-up in thunderstorm/crashes, 6M E of St. Marks, FL--9
  
- 280. 1944 -- Aug 01, USAAF B-24's collide in formation, 10M S Furnace Creek, Death Valley, CA--17
- 281. 1944 -- Aug 03, USAAF C-47A engine failure in thunderstorm/crash, SE of Naper, NE-- 28
- 282. 1944 -- Aug 05, two USAAF B17G's in too-close formation collide, 3M W Dixon, NE-- 17
- 283. 1944 -- Aug 08, Pan Am Flight 218 flying boat takeoff crash, Nipe Bay off Antilla, Cuba--17
- 284. 1944 -- Aug 09, USAAF B-24J in-flight fire and crash 5M SE of Kiowa, CO --all 10
- 285. 1944 -- Aug 21, USAAF YB-29 possible engine fire/crash, 25M NE Alamogordo AB, NM--10

- 286. 1944 -- Aug 21, USAAF B-24J bombers in formation collide, near Model, CO -- 18
- 287. 1944 -- Aug 23, USAAF B-24/3 crew, hits thunderstorm, crashes into school, Freckleton/58, UK--61
- 288. 1944 -- Aug 27, USAAF B-17 crash in thunderstorm, 20M from Bay St. Louis, MS --all 10
- 289. 1944 -- Aug 28, USAAF C54 landing crash/hit wires kills 5 on ground, Prestwick, Scotland-- 25

**AVIATION -- Master Set -- CHRONOLOGICAL (continued):**

- 290. 1944 -- Sep 01, USAAF B-24J emer. Indg. attempt crash ~Muroc Army Air Field, CA--all 10
- 291. 1944 -- Sep 17, USAAF B-29 crashes buzzing a farmhouse, 1M S of Copeland, KS<sup>58</sup>-- 12
- 292. 1944 -- Sep 18, off-course USAAF C-47 crash, Mt. Brooks near Talkeetna, AK --all 19
- 293. 1944 -- Sep 24, USAAF C-47 hits 2nd C-47 parachute bundle/crashes, Camp Mackall, NC--12
- 294. 1944 -- Sep 27, USAAF RB-24E plane crash (icing?) 2M SW of San Jon, NM -- 11
- 295. 1944 -- Sep 29, USN PBM-3D crash, southeast of Palau Island, West Central Pacific-- 10
  
- 296. 1944 -- Oct 08, USAAF B-29 goes out of control/crashes, near Love Field, Dallas, TX-- 15
- 297. 1944 -- Oct 15, USAAF B-29 crash after takeoff, Alamogordo Army Air Base, NM -- 11
- 1944 -- Oct 16, USAAF B-24J Liberator crash, Camels Hump Mountain, VT -- 9
- 298. 1944 -- Oct 17, USAAF B-24 hillside crash flying too low, 15M NE of Ukiah, OR --all 10
- 299. 1944 -- Oct 18, USAAF B24 disintegrates midair ~Birkenhead, Merseyside, England-- 24
- 300. 1944 -- Oct 24, USAAF B-17 eng. problem, emer. Indg. crash/explosion, Russell, KS-- 12
- 301. 1944 -- Oct 24, USAAF B-29 hits tree after takeoff ~Barksdale Field, Shreveport, LA-- 11
- 302. 1944 -- Oct 26, USAAF C-46A's collide, Reno Army Air Base, NV -- 12
- 303. 1944 -- Oct 29, USAAF B-17 engine failure, emer. Indg. crash ~Chatham Field, Savannah, GA-- 10
  
- 304. 1944 -- Nov 03, USAAF B-24 and P-39 collide, training ~Kingman Army Air Field, AZ-- 15  
     --14 B-24      --1 P39 fighter pilot
- 305. 1944 -- Nov 04, TWA #8 enters thunderstorm/breaks-up, crashes near Hanford, CA -- 24
- 306. 1944 -- Nov 06, USN jet and transport collide over St. Johns River ~NAS Jacksonville, FL--18
- 307. 1944 -- Nov 07, USN PB4Y-1 Liberator plane crash off Fort Monroe, VA -- 12
- 308. 1944 -- Nov 10, USAAF B-29 plane crash near Clovis Army Air Field, NM -- 15
- 309. 1944 -- Nov 11, USAAF C-47B plane crash, Strawberry Peak, near Glendale, CA --12-13
- 310. 1944 -- Nov 11, US Air Transport Command C-54 crash, Pacific, 50 mi. off Oahu -- 17
- 311. 1944 -- Nov 13, USAAF C-47 plane crash near Army Air Base, Casper, WY -- 11
- 312. 1944 -- Nov 18, USAAF B-24J plane crash near March Field, Riverside, CA -- 11
- 313. 1944 -- Nov 19, USAAF C-47A plane crash near Brighton and Lewes, England --24 US/25
- 314. 1944 -- Nov 29, USAAF B-24 Liberator plane crash, Middle Mt., Nottingham, NH -- 9-10
- 315. 1944 -- Nov 30, USAAF B-24's collide near Davis-Monthan AAF, Tucson, AZ -- 18
- 316. 1944 -- Nov 30, USAAF B-24 and USN PB4Y-5 planes crash, ID & CA -- 12  
     --4 USAAF B-24J Liberator pilot error crash near Mountain Home AFB, ID  
     --8 US Navy PBM-5 crash, night, poor weather/low visibility, Mt. Tamalpais, CA
  
- 317. 1944 -- Dec 05, USAAF P-47/B-24J planes collide near Walterboro AAF, SC -- 13
- 318. 1944 -- Dec 07, USAAF AT-18 transport takeoff crash/fire, Omaha Municipal AP, NE-- 17
- 319. 1944 -- Dec 08, USAAF AT-18 planes collide, Sioux falls Army Air Field, SD -- 10
- 320. 1944 -- Dec 22, USAAF B-24 plane crash, Mt. Gleason, La Crescenta, CA -- 10

---

<sup>58</sup> Crash into farmhouse killing grandfather and one-year-old grandson, in addition to ten U.S. service crewmen.

- 321. 1944 -- Dec 25, USAAF C-47 plane crash, Black Mesa Mountain, Quartzsite, AZ -- 17
- 322. 1944 -- Dec 25, USAAF C-47A plane crash, Roundtop Mt. near Harrisburg, PA --11-12
- 323. 1944 -- Dec 27, USAAF B-24J plane crash, near Mattituck, Long Island, NY -- 11
- 324. 1944 -- Dec 29, USAAF B-24J structural failure, poor weather, crash ~Meridian, ID-- 10
- 325. 1944 -- Dec 29, USAAF C-47A crash into hillside near Adak Army Air Base, AK --all 13
- 326. 1944 -- Dec 30, USAAF B-29 plane fire and crash, near Walker AAF, KS -- 10

**AVIATION -- Master Set -- CHRONOLOGICAL (continued):**

- 327. 1945 -- Jan 06, USAAF C-46 crash, Himalayan mt.-side, Arunachal Pradesh, NE India--all 13
- 328. 1945 -- Jan 8, Pan Am 161 too-fast nose-down water landing crash, Port of Spain, Trinidad--23
- 329. 1945 -- Jan 8, TX: USAAF B-26 bombers collide ~Brownsville/9; A-20 Havoc crash SW San Anton./1--10
- 330. 1945 -- Jan 09, USAAF B-29 lost at sea (Atlantic?), Pratt AAF KS to Puerto Rico -- 16
- 331. 1945 -- Jan 09, USAAF B-24 breakup and crash, near Chatham Field, Savannah, GA-- 11
- 332. 1945 -- Jan 10, American 6001 missed approach crash, fog, Verdugo Mts. ~Burbank AP, CA--24
- 333. 1945 -- Jan 15, USN R4D-5 & USAAF Stinson collide on runway, Tacloban AP, Philippines--21
- 334. 1945 -- Jan 17, USAAF B-17F engine fire and crash 6M NW of Bay Minette, AL -- 11
- 335. 1945 -- Jan 20, USAAF B-24J landing approach crash, 2½M SE of Muroc AAF, CA-- 10
- 336. 1945 -- Jan 24, two USAAF B-17Fs in flight of five collide/crash ~5M NE of Dyersburg, TN-16
- 337. 1945 -- Jan 26, USAAF B-17G crash, near Hendricks Field, Sebring, FL -- 10
- 338. 1945 -- Jan 26, USN PB4Y-1 Liberator landing crash, near NAAS Jacksonville, FL -- 11
  
- 339. 1945 -- Feb 01, USN PBY-5A crash, night navigation trng., Kaneohe NAS, Oahu, HI-- 10
- 340. 1945 -- Feb 02, Florence to Rome USAAF C-47 mt. crash in fog 3M W of Montieri, Italy--23
- 341. 1945 -- Feb 04, USAAF C-46 Commando on-board fire, crash ~55M NW Jorhat, India-- 34
- 342. 1945 -- Feb 09, USAAF B-24D Liberator crash into side of mountain near Denio, OR-- 11
- 343. 1945 -- Feb 12, USAAF B-24D stalls, pilot loses control, crash, 15M SW of Troy, OR-- 10
- 344. 1945 -- Feb 13, USN transport crash, wing hits water, early AM takeoff, off Alameda, CA--24
- 345. 1945 -- Feb 14, USAAF B-24 approach crash in adverse weather, 12M NE Gander AP, Nfld.- 10
- 346. 1945 -- Feb 23, American Air 9 flying too-low VFR, crash, Glade Mt. ~Rural Retreat VA--17
  
- 347. 1945 -- Mar 03, USAAF C-47 transport too-low landing turn crash, Ledo Airfield, India--27
- 348. 1945 -- Mar 03, USAAF C-47 Prestwick-Orly AP approach crash, NW of Paris, France--all 16
- 349. 1945 -- Mar 03, USAAF B-17 too-low plane crash in heavy rain, near Winnfield, LA-- 11
- 350. 1945 -- Mar 05, bomber/fighter collide, Kissimmee FL; C-60A crash into hangar, Dayton OH--16  
     --8 USAAF bomber/fighter takeoff/landing runway collision Kissimmee AAF, FL  
     --8 Pilot loses control of C-60A Lodestar on takeoff, crashes into hangar; explodes
- 351. 1945 -- Mar 06, USAAF B-24D, AP approach crash, 1M ~Mountain Home AAF, ID--all 10
- 352. 1945 -- Mar 10, USAAF C-46 med. evac. flight mt. crash ~Tanauan Airfield, Leyte, Philippines-- 37
- 353. 1945 -- Mar 10, USAAF B-24, Atlantic near Montauk Point, Long Island, NY -- 12
- 354. 1945 -- Mar 10, USN PB4Y-1 lost, training flight NAS Jacksonville FL to Bahamas-- 14
- 355. 1945 -- Mar 10, USAAF B-29 engine failure/emer. Indg. crash, Alexandria AAF, LA-- 10
- 356. 1945 -- Mar 14, USAAF C-47 loses propeller paratroop practice, hits 6, crashes ~Prosnes France--10
  
- 357. 1945 -- Apr 01, USAAF B-29 engine fire and crash, 6 miles NE of Alamogordo, NM-- 12
- 358. 1945 -- Apr 08, USAAF TB-17F flies into mountain at night near Tellico Plains, TN-- 10

- 359. 1945 -- Apr 11, two USAAF TB-17Fs AP approach collision near Jackson AAB, MS-- 14
- 360. 1945 -- Apr 11, Charleston SC-based USAAF B-24J crash at sea off Charleston, SC-- 11
- 361. 1945 -- Apr 14, PA-Central Air #142 off course/too-low crash, Cheat Mt. ~Morgantown, WV-- 20
- 362. 1945 -- Apr 16, USAAF B-29 ferry flight too-low approach hits water, Pango Bay, Guam-- 12
- 363. 1945 -- Apr 16, USAAF Beech AT-11s collide, bombing training near Big Spring, TX-- 10
- 364. 1945 -- Apr 17, US Navy PB4Y-1 patrol plane crash, training ex. off Mayport, FL -- 12
- 365. 1945 -- Apr 19, USN R4D-5 crash in fog after takeoff, Gooseberry Hill, Australia --all 13
- 366. 1945 -- Apr 20, USAAF C-47 breakup and crash, thunderstorm, near Sweetwater, TX-- 25
- 367. 1945 -- Apr 23, USAAF B-17 taking on-leave troops to Ireland, crash ~Ramsey, Isle of Man--31
- 368. 1945 -- Apr 24, USAAF B-29A engine fire/crash, Gulf of Mex. ~off 100M SW Key West, FL--11
- 369. 1945 -- Apr 27, USAAF C-46 plane crash, Palo Duro Canyon, south of Claude, TX --all 11

**AVIATION -- Master Set -- CHRONOLOGICAL (continued):**

- 1945 -- May 03, USN blimp engine fire leads to cover fire and crash, Santa Ana, CA-- 8
- 370. 1945 -- May 04, four USN/USAAF aircraft crash, three in CA, one ~Caylor, VA -- 25
  - 4 USN Beechcraft AT-11 hits Cumberland Mt. flying low, heavy fog ~Caylor, VA
  - 7 USN PBY-5A Catalina hits hillside in initial climb ~Ft. Baker SF Bay area, CA
  - 6 USAAF B-26 engine cutting out after takeoff, crash Hwy-41, Pinedale, CA
  - 8 USAAF B-24J March Field takeoff crash about 8M NW near Edgemont, CA
- 371. 1945 -- May 05, USAAF C-54 crash into bluff upon takeoff, Manus Island, New Guinea--21
- 372. 1945 -- May 05, USAAF B-17 crash, night, Charco Azul mts./hills SE of Cienfuegos, Cuba--14
- 373. 1945 -- May 6, USAAF C-46 carrying litter patients, hits radar towers, Gibbets Hill, UK-- 31
  - 30 on C-46 44-77839 (all), Gibbets Hill, Hindhead, Surry, England
  - 1 Canadian soldier manning the radar tower station
- 374. 1945 -- May 06, two USAAF B-17s collide, near Esler Airfield, Alexandria, LA -- 18
  - 9 Boeing B-17F #42-5355
  - 9 Boeing B-17G #42-31948
- 375. 1945 -- May 10, USAAF B-17 hits B-17 turbulence/collision/crash, Braintree England-- 11
- 376. 1945 -- May 11, USAAF B-29 engine failure, crash Indg., MacDill AAF, Tampa, FL--9-11
- 377. 1945 -- May 12, USAAF B-24 flies into cloud-covered tree-tops ~Anderson Cliff, CA--all 11
- 378. 1945 -- May 13, USAAF "Shangra-La" Sightseeing Plane Crash, Mt., New Guinea -- 21
- 379. 1945 -- May 23, US Navy PB4Y-1 Liberator engine failure, crash at sea off Iwo Jima-- 12
- 380. 1945 -- May 23, USAAF C-46 ambulance flight, engine fire/crash, Taillefontaine, France--44
- 381. 1945 -- May 27, USAAF XP-55 Ascender crash debris hits car, air show, Wright Field, Dayton OH--5
- 382. 1945 -- May 30, USAAF C-47B crash (18 WACs, 3 crew) off Sassandra, Ivory Coast-- 21
  
- 383. 1945 -- June 04, USAAF B-24L Liberator crash, Caribbean Sea off Jamaica --all 10
- 384. 1945 -- June 06, USAAF B-29 ferry to US crash after takeoff from Kwajalein Atoll -- 10
- 385. 1945 -- June 11, USAAF B-29 structural failure in thunderstorm, crash ~Rush Springs, OK--10
- 386. 1945 -- June 13, USAAF B-24 flight to US crashes, Sidhean Mor ~Gairloch, Scotland-- 15
- 387. 1945 -- June 14, USAAF C-46D crash (apparent lightning strike), 6M SE Oakridge, MS-- 17
- 388. 1945 -- June 16, USAAF C-47 flight to AUS crash on mt. ~Moikisung, Papua New Guinea--12
- 389. 1945 -- June 17, USAAF B-24, Wales to Azores crash at sea 60M off Finisterre, Spain-- 10
- 390. 1945 -- June 21, USAAF Catalina test flight lost 110M S off Los Negros, Admiralty Isls.--11
- 391. 1945 -- June 23, USAAF C-47 crash 17.5M SSE of Ledo Airfield, India, in Burma --all 25

- 1945 -- June 29, USAAF TB-24 engine power loss after takeoff/crash, 6M SE Chandler AZ--7  
 392. 1945 -- June 30, USAAF B-29 night navigation crash into mt., 8M ~Guadalupe Peak, TX--12  
 393. 1945 -- June 30, USAAF TB-24J emergency landing crash, Las Vegas Field, NV -- 11

**AVIATION -- Master Set -- CHRONOLOGICAL (continued):**

394. 1945 -- July 01, USAAF B-29 explosion and crash in thunderstorm, 6M S of Benton, KY--9  
 395. 1945 -- July 04, USAAF B-25 missing, mt. terrain, Chengjiang, China to Dinjan, India-- 15  
 396. 1945 -- July 05, USAAF B-17 bound for US, engine fire/ditches 150M NW Lajes Fld., Azores--15  
 397. 1945 -- July 8, USAAF B-29 encounters thunderstorm/loses tail/crashes 20M ~Pueblo AAB, CO--13  
 398. 1945 -- July 10, USN PBM-3C plane missing, last contact off Providence Isl. Bahamas-- 12  
 399. 1945 -- July 13, USAAF B-24 enters severe turbulence, crash, Southport, ~Panama City, FL--13  
 400. 1945 -- July 14, USAAF B-29 crash after takeoff, sandstorm? ~Kirtland Fld., Albuquerque NM-13  
 401. 1945 -- July 14, USAAF TB-25C engine-related crash, 1 mile NW of Weldon, TX -- 11  
 402. 1945 -- July 17, USAAF B17 night AP approach crash, heavy rain ~Smoky Hill AAB, Salina KS--10  
 403. 1945 -- July 18, USN PB4Y-2 Privateer missing, training flight out of NAS Miami, FL--15-17  
 404. 1945 -- July 22, USAAF B-24M engine problem, crash, James River ~Newport News, VA--11  
 405. 1945 -- July 23, USAAF B-24 engine fire/separation, crash, Tarskavaig, Isle of Skye Scotland--14  
 406. 1945 -- July 25, thunderstorm, USAAF TC-47B wing fails/crash 13M NE of Tampa, FL-- 13  
 407. 1945 -- July 28, USAAF B-25 bomber flies into Empire State Building in Fog,<sup>59</sup> NY-- 14  
 408. 1945 -- July 30, USAAF B-24 crash in forest near Schofield Barracks, Oahu, HI --all 12
409. 1945 -- Aug 1, USAAF B-17 bound for US, engine failure/ditches, Tyrrhenian Sea off W. Italy--13  
 410. 1945 -- Aug 7, USAAF C-47 crash, Lalmanirhat India; USN PV-2 crash, Hunting Isl. SC-- 16  
     --9 USAAF C-47A crash 15M SSW of Lalmonirhat, India (Bangladesh today).  
     --7 USN PV-2 Harpoon crash, lost control in storm, off Hunting Island SC.
411. 1945 -- Aug 9, USAAF B-24 loses No. 1 engine power, crash ~Buckingham Field, Ft. Myers, FL-- 11  
 412. 1945 -- Aug 17, two USAAF B-29s collide at night, 3M west of Weatherford, TX -- 18  
     --9 USAAF Boeing B-29 Superfortress, 42-93895  
     --9 USAAF Boeing B-29 Superfortress, 44-86276
413. 1945 -- Aug 22, USN PB4Y-2 loss of control crash into Pacific off San Diego, CA -- 10  
 414. 1945 -- Aug 25, off-course USAAF B-24J flies into mountain, SE of Tollgate, OR -- 15  
 415. 1945 -- Aug 27, USAAF B-29 2<sup>nd</sup> landing approach, crash, Mt. Tapochau, Saipan --all 10  
 416. 1945 -- Aug 28, USAAF B-29 crash during violent storm, Toga, Akita, Honshu, Japan-- 10  
 417. 1945 -- Aug 28, USAAF B-32 takeoff power loss, crash, runway-end pit, Yontan, Okinawa--13  
 418. 1945 -- Aug 30, USAAF B-29 with POW supplies crashes, Mt. Oyajiyama, Japan --all 12
419. 1945 -- Sep 01, USAAF B-24J takeoff crash, near Hondo Army Air Field, TX --11-12  
 420. 1945 -- Sep 06, USAAF C-47, intra-Philippine flight reportedly explodes ~San Jancinico Strait--30  
 421. 1945 -- Sep 07, Eastern Air Flight 42 on-board fire leads to crash ~Florence, SC --all 22  
 422. 1945 -- Sep 07, USAAF B-29 fire and crash, 4½ miles south of Wedowee, AL -- 10  
 423. 1945 -- Sep 10, USAAF B-24 Liberator with freed POWs crashes, Taitung, Taiwan --16US of 25  
 424. 1945 -- Sep 12, USN PB4Y-2 Privateer take-off engine fire/crash ~Master Field, Miami, FL-- 14  
 425. 1945 -- Sep 15, USAAF C-47B takeoff crash (from Fairfax Field, Kansas City, KS), MO-- 23  
 426. 1945 -- Sep 28, USAAF C-46 crash 20 miles southeast of Chihkiang, China -- 20

<sup>59</sup> Cross listed in Fog as contributing condition.

**AVIATION -- Master Set -- CHRONOLOGICAL (continued):**

427. 1945 -- Oct 16, USAAF C-47 engine fire, crash 60 mls NW of Saipan, Mariana Islands--12  
428. 1945 -- Oct 18, USAAF TB-24J engine fire just after takeoff, crash ~Hondo AAF, TX-- 13  
429. 1945 -- Oct 21, USAAF C-47 landing crash in wind gust 2M east of Anchorage, AK-- 19  
430. 1945 -- Oct 30, USAAF C-47A plane crash into mountain near Cuneo, Italy --all 15  
431. 1945 -- Oct 31, US Navy R4D-7 transport crash in heavy fog, Rich Mountain, AR -- 14
432. 1945 -- Nov 01, too-low USAAF C-47 hits mountain near Bad Herrenalb, Germany -- 26  
433. 1945 -- Nov 02, USAAF B-29 Superfortress crash, North Field, Guam -- 10  
434. 1945 -- Nov 03, Consolidated Air, Army Transport Com., sea crash, 450 mi NE of HI-- 18  
435. 1945 -- Nov 03, USAAF C-54 wrong route crash, Himalayan Mts. ~Chukha, Bhutan, India--44  
436. 1945 -- Nov 08, two US Navy PBM Mariners collide mid-air, Corpus Christi Bay TX-- 22  
437. 1945 -- Nov 09, USAAF C-47 AP approach crash at night, poor weather, Palermo, Italy-- 24  
438. 1945 -- Nov 11, USAAF B-17G, Marseille to Athens, icing crash, Mount Meta, Italy-- 20  
439. 1945 -- Nov 13, ANA C-49 with USAAC passengers, crashes off Tacloban AP Philippines--16  
440. 1945 -- Nov 28, USAAF C-47 crash ~Auburn CA/9; USN PBY crash, Palmyra Atoll AP/1--10  
441. 1945 -- Nov 30, USN PV4Y-2 plane missing, NAS Kodiak, AK to NAS Seattle, WA-- 25
442. 1945 -- Dec 03, USAAF C-47B crash 10 miles SE of Carlos Pellegrini, Argentina --all 14  
443. 1945 -- Dec 04, USAAF C-47 missing, Monrovia Liberia for Johannesburg, Africa coast--17  
444. 1945 -- Dec 05, 5 USN Avengers and USN Mariner search plane lost off east FL coast-- 27  
--14 Flight 19; 5 USN torpedo bombers lost ~100M ENE, Banana River NAS, FL  
--13 USN PBM-5 Mariner search plane lost ~25M SW off Cape Canaveral, FL  
445. 1945 -- Dec 08, Northwest Air, C-47 USAAF charter, AP approach crash, Billings, MT--19
446. 1946 -- Jan 12, USN PB4Y-2 hits Homonhon Isl. ridge in adverse weather, Philippines-- 10  
447. 1946 -- Jan 13, USAAF C-46 initial climb crash into sea, off Majuro, Marshall Islands-- 12  
448. 1946 -- Jan 18, Eastern Air Flight #105 engine fire/wing collapse/crash, Cheshire, CT-- 17  
449. 1946 -- Jan 29, USAAF C-46, occupants bail out, unable to find Shanghai AP, China --all 12  
450. 1946 -- Jan 31, United Air Lines #14 deviates from course, flies into Elk Mt., WY --all 21  
451. 1946 -- Feb 05, USAAF C-47 crash, Negros Island mountainous terrain, Philippines --20-24
452. 1946 -- Mar 03, American Air 6-103 descent crash in zero visibility, Thing Mt., CA -- 25  
453. 1946 -- Mar 7, Kirtland AAB USAAF B-29 disintegrates, Los Lunas bombing range, NM--10  
454. 1946 -- Mar 19, USAAF B-17 crash in adverse weather, northern Formosa (Taiwan) --all 10  
455. 1946 -- Mar 19, USAAF C-47 structural failure/crash, near Hobart Mills, CA --all 26  
456. 1946 -- Mar 23, USAAF C-47 flies into Mount Banahao/Banahaw, Leyte, Philippines-- 19
457. 1946 -- Apr 4, USN R4D-6 transport hits mountain at night ~15M SE Albuquerque, NM--11  
458. 1946 -- Apr 08, USAAF C-47 Yan'an approach crash, Mt. Hei Cho, ~Shensi, China --all 17  
459. 1946 -- May 10, two US Navy bombers collide mid-air, near Munson, FL -- 28  
460. 1946 -- May 16, Viking Air Transport engine problems/pilot error crash, Richmond VA-- 27  
461. 1946 -- May 17, USAAF C-47 with POW remains hits hillside, Tripura district, India--all 11  
462. 1946 -- May 27, USAAF B-17G lost, Kwajalein to Guam, searching for missing C-54-- 10

463. 1946 -- June 01, USAAF C-54 cockpit fire, loss-of-control, crash off Amalfi, Italy -- 30  
 464. 1946 -- June 12, USAAF B29 crash & fire, Collins Gap, near Clingman's Dome, TN-- 12  
 465. 1946 -- June 9, USAAF C-54 hits terrain 500ft below approach altitude, Taboga Isl., Panama-- 23  
 466. 1946 -- July 09, USAAF B-17 hits Mount Tom, too-low approach, Westover AFB ~Holyoke, MA-25  
 467. 1946 -- July 18, USAAF C-47 transport crash, in severe thunderstorm ~Goodland, KS-- 13  
 468. 1946 -- July 20, two USAAF B-17G search planes collide off Coiba, Panama -- 20  
 469. 1946 -- July 30, USN PB4Y-2 crash searching for missing US planes, Mindoro Isl., Philippines--10  
 470. 1946 -- Aug 01, USN PB4Y-2 Privateer crash after takeoff from Camp Kearny MCAS, CA--all 12  
 1946 -- Aug 9, USAAF A-26 Invaders collide, ground casualties, No. Montana State Fair, Great Falls-- 7  
 1946 -- Sep 5, Trans-Luxury Airlines charter hits ridge on AP approach in fog/burns ~Elko, NV--21  
 471. 1946 -- Sep 16, 3 US mil. plane crashes, Aleutian Isl., AK, Granite Falls, WA, Twin Falls, ID--13  
 --1 USAAF P-381 Lightning 44-26912. Fuselage cracks/plane came apart. AK  
 --4 USAAF A-27 Invader, pilot loses control in air show maneuver, crashes. ID  
 --8 USN PB4Y-61 Catalina hits trees/crashes near Granite Falls, WA  
 472. 1946 -- Oct 01, USAAF B-29 Superfortress crash in storm/burns, Buffalo Valley, NV--all 11  
 473. 1946 -- Oct 03, American Overseas Air takeoff crash, Harmon Field AFB, Newfoundland-- 39  
 474. 1946 -- Oct 11, planes crash; Franconia VA, NAS Kaneohe HI, ~Tulelake CA, Rio de Janeiro-13  
 --5 USAAF B-25 crash in fog, Franconia, 6M west of Alexandria, VA  
 --2 USN patrol bomber crashed after takeoff near NAS Kaneohe, Oahu, HI  
 --1 private plane, pilot lost control flying low and crashed, near Tulelake, CA  
 --5 USAAF C-45 hits mt. peak in simulated bombing run, Rio de Janeiro, Brazil  
 475. 1946 -- Oct 17, National Air Transport Service landing crash in adverse weather, Laramie, WY--13  
 476. 1946 -- Nov 13, Western Air 23 crash (descended too soon in snow storm), White Mt., Lebec, CA--11  
 477. 1946 -- Nov 16, US Army Air Force DC-47 crashes into Pacific 15M off Iwo Jima --all 23  
 478. 1946 -- Dec 10, USAAF C-46 takeoff crash near Itami US Air Base, Osaka, Japan--all 23-24  
 479. 1946 -- Dec 10, USMC R5C-1 transport flies into So. Tahoma Glacier, Mt. Rainier, WA--32  
 480. 1946 -- Dec 24, Western Air 44 hits Cuyapaipe Mt., too-low approach to San Diego, CA-- 12  
 481. 1946 -- Dec 28, TWA 6963 final approach crash at night, altimeter error, Shannon AP, IRL--12  
 --10 passengers and crew with US addresses and 2 with French

**AVIATION -- Master Set -- CHRONOLOGICAL (continued):**

482. 1947 -- Jan 12, Eastern Air Flight 665 too-low/off-course crash, 10M NE Galax, VA-- 18  
 483. 1947 -- Jan 27, USAAF B-29 takeoff crash (engine trouble), Kirtland Field, NM -- 12  
 484. 1947 -- Feb 04, USN R-4D-5S (DC-3), crashed during storm, off Chincoteague Isl., VA--10  
 485. 1947 -- Feb 22, U.S. Coast Guard PBM-5 crashes in Mex. on way back to San Diego-- 10  
 486. 1947 -- Feb 24, USAF B-29 weather reconnaissance plane lost, Bering Sea or W. AK-- 12  
 487. 1947 -- Apr 19, USAF B-29 takeoff engine fire/explosion/crash, off Kwajalein Island-- 16  
 488. 1947 -- May 29, USAAF C-54 approach crash near Atsugi Air Base, Japan --all 41  
 489. 1947 -- May 29, United Air Lines 521 crashes/burns on take-off, La Guardia, NY -- 43  
 490. 1947 -- May 30, Eastern Air Lines Flight 605 plane crash, near Bainbridge, MD -- 53  
 491. 1947 -- June 13, Pennsylvania-Central Air #410 too-low crash ~Lookout Rock, WV -- 50  
 492. 1947 -- June 14, off-course USAAF B-29 hits top of Hawks Mountain at night, VT --all 12  
 493. 1947 -- July 13, Burke Air Transport flies into ground (pilots asleep?), 4M SW Melbourne, FL--14  
 1947 -- July 29, USAAF B-29 Superfortress takeoff crash, Eglin AAF, Valparaiso, FL-- 9  
 494. 1947 -- Aug 06, US Navy PB4Y-5A plane disappears, Kodiak to Dutch Harbor, AK -- 20

495. 1947 -- Aug 16, USAF B17 runs out of fuel/ditches 50M off Barbers Point, Kalaeloa, HI-- 10  
 1947 -- Sep 15, USAF B-17 explodes/crashes, Bush Riv. at Chesapeake Bay ~Aberdeen MD--9
496. 1947 -- Sep 19, USAF C-54 in-flight fire/crash 3.1M SW off Puerto San Juan, Peru -- 14
497. 1947 -- Oct 24, United 608 fire and emer. lndg. attempt crash ~Bryce Canyon AP, UT-- 52
498. 1947 -- Oct 26, Pan American Air plane crash, Tamgas Mt., Annette Island, AK -- 18
499. 1947 -- Nov 27, Columbia Air Cargo C-47 too-low AP approach crash, Yakutat, AK-- 13
500. 1947 -- Nov 28, off course USAF C-47 flies into Mt. Carbone, Alps near Cuneo, Italy-- 20
501. 1947 -- Dec 10, USAF C-54 crash after takeoff & emer. lndg. request ~Goose Bay, Labrador, Can.--23
502. 1947 -- Dec 11, USAF C-47 plane crash, Near Memphis, TN -- 20
503. 1947 -- Dec 16, USAF B-29 crash after Davis-Monthan Field takeoff near Tucson, AZ-- 12  
 1947 -- Dec 31, USAF B-29 weather recon. plane engine loss/crash after takeoff, ~Elmendorf AFB AK-- 9

**AVIATION -- Master Set -- CHRONOLOGICAL (continued):**

504. 1948 -- Jan 07, Coastal Air Lines charter stalls/dives/crashes, 10M ENE Savannah, GA--18
505. 1948 -- Jan 27, USAF C-47 crash (dependents), snowstorm, Cheval Blanc Mt., France-- 12
506. 1948 -- Jan 28, Airline Transport Carriers crash (U.S. INS Charter) ~Coalinga, CA -- 32  
 1948 -- Jan 30, USAF B-17 crash, Cheval Blanc Mountain, Southern France -- 9
507. 1948 -- Mar 10, Delta Air Flight 705 takeoff crash, Chicago Municipal Airport, IL -- 12
508. 1948 -- Mar 12, Northwest Airlines Flight 4422 (charter) crash, Mt. Sanford, AK -- 30
509. 1948 -- Mar 18, USAF B-29 landing crash in dense fog, MacDill Field, Tampa, FL -- 10
510. 1948 -- Apr 15, Pan Am 1-10 hits rock wall, Shannon AP approach, Ireland --19US of 30
511. 1948 -- May 09, USN PB4Y-6A Catalina plane lost, San Juan, PR to Key West, FL --all 12
512. 1948 -- June 17, United Air #624 CO<sub>2</sub> in cockpit/crash ~Mount Carmel ~Shamokin PA--43
513. 1948 -- Aug 05, USN Douglas R4D-6 and civilian Stearman collide ~NAS Miami, FL-- 10  
 --10 USN Douglas R4D-6 -- 0 civilian Stearman
514. 1948 -- Aug 11, USN PB4Y-2 flies into cliff, Rota Island (northern Mariana Islands)-- 12
515. 1948 -- Aug 12, USAF B-29 goes out of control on takeoff climb, crashes 6M S Roswell NM--13
516. 1948 -- Aug 20, USAF B-29 engine fire, takeoff attempt, crash, Rapid City AFB ~Rapid City, SD--17  
 1948 -- Aug 24, USAF C-47 collides with USAF B-25 (no losses), 5M N of Newton NJ-- 9
517. 1948 -- Aug 24, USAF B-29 engine loss on takeoff, emer. lndg. crash Hickam AFB, HI-- 16
518. 1948 -- Aug 29, Northwest 421 wing structural failure in thunderstorm/crash NW of Winona MN-37
519. 1948 -- Nov 01, USAF C-47 plane breakup and crash, thunderstorm, ~Muldrow, OK-- 11
520. 1948 -- Nov 03, USAF B-29 crash after takeoff near Lajes Field, Azores, Portugal -- 19
521. 1948 -- Nov 03, USAF B-29 bomber crash, Shelf Moor, near Manchester, England -- 13
522. 1948 -- Nov 03, US Navy PB4Y-2 plane crash, 10M off Port Moller, Kodiak AK --all 12
523. 1948 -- Nov 04, Pacific Alaska Air Express lost near Cape Spencer, AK -- 17  
 1948 -- Nov 04, USN P2V2 crash, snow-filled canyon, Vancouver Isl. BC, Can. (found 1961)-- 9
524. 1948 -- Nov 07, USAF B-29 out of Kadena AB, Okinawa, crash at sea NW of Guam-- 11
525. 1948 -- Dec 22, USAF B-50 crash (congealed oil in manifold?) near Fairbanks AK --all 10
526. 1948 -- Dec 28, Airborne Transport charter crash (elec. sys.), San Juan PR-Miami, off FL-- 32
527. 1949 -- Jan 02, Seattle Air Charter (Yale students) takeoff crash, Seattle-Boeing Field, WA--14
528. 1949 -- Jan 17, USAF B-29 crash, Argyllshire mts. (icing?) ~Lochgoilhead, Scotland-- 20
529. 1949 -- Jan 26, USAF B-29, Dakar, Senegal to Norfolk, UK, lost ~Canary Islands, Spain-- 15
530. 1949 -- June 07, Strato-Freight Inc. loses engine after takeoff, crashes off San Juan, PR--53



531. 1949 -- July 12, Standard Air 897 Hits Mt. in Fog, Approach to Burbank CA<sup>60</sup> -- 35
532. 1949 -- July 30, Navy Hellcat hits Eastern Airlines #557, both crash ~Chesterfield, NJ-- 16
533. 1949 -- Aug 31, USN Martin Mariner PBM-5 takeoff crash off NAS San Diego, CA-- 10
- 1949 -- Sep 05, P-51 Mustang plane crash, Cleveland Air Races, OH -- 3
534. 1949 -- Sep 23, USAF B-29 takeoff crash (engine failure), Andersen AFB (US), Guam-- 11
535. 1949 -- Sep 26, USAF B-29 explosive decompression/crash near Talihina, SE OK --all 13
536. 1949 -- Sep 30, USAF B-17 crash into mesa, storm/poor visibility, 4M N of Raton, NM--10
537. 1949 -- Oct 13, Lakenheath AB USAF B50 takeoff engine fire/crash ~Isleham Eng.--US/11 of 12
538. 1949 -- Nov 01, Eastern Air 537 & Lockheed P-38 collide, south of National AP, VA-- 55
539. 1949 -- Nov 03, USAF RB-29 engine issue after takeoff, crash off Kindley US AFB, Bermuda--11
540. 1949 -- Nov 16, two USAF B-29 Superfortresses collide over Stockton area, CA -- 18
- 9 USAF Boeing B-29 Superfortress, 44-69939
- 9 USAF Boeing B-29 Superfortress, 44-86364
541. 1949 -- Nov 29, American Airlines 157 landing crash and fire, Dallas-Love Field, TX-- 28
542. 1949 -- Dec 22, USAF B-50 fire after takeoff and crash, Argyle Isl. ~Savannah, GA --all 11

**AVIATION -- Master Set -- CHRONOLOGICAL (continued):**

543. 1950 -- Jan 13, USAF G-15 glider dips/dives to ground too steeply, Lawson AFB, GA-- 13
544. 1950 -- Jan 26, USAF SAC C-54 transport disappears, Yukon Territory, Canada -- 44
545. 1950 -- Feb 15, USAF B-29 crash after takeoff, US Hwy.-117 3M SW of Great Falls, MT-- 8
546. 1950 -- Mar 7, Northwest 307 hits flagpole, Twin Cities AP landing, crashes, Minneapolis, MN--15
- All 13 on Northwest 307.
- 2 children in bed in house that plane crashed into – girl 10, brother, 8.
547. 1950 -- Mar 23, USAF B-50 in-flight engine fire/explosion/wing loss/crash NNW Hyder, AZ--12
548. 1950 -- Apr 08, USN PB4Y-2 bomber shot down by USSR, Baltic Sea off Latvia --all 10
549. 1950 -- Apr 11, USAF B-29 crash, Manzano Nuclear Wpn. Storage Area ~Kirtland AFB NM--13
550. 1950 -- Apr 21, off-course USAF C54 flies into Mt. Hirugatake at night ~Atsugi, Japan --all 35
551. 1950 -- May 18, USAF B-29 engine problem, emer. Indg. crash, Lajes Field, Azores--all 16
- 1950 -- June 01, USN P2V-2 Neptune emergency Indg. crash, Quonset Point NAS, RI-- 9
552. 1950 -- June 5, Westair Transport C-46 engine loss, ditches, 300M E of Melbourne, FL--28
- 1950 -- June 14, USAF B-25 crash, top of Spruce Mt. 5M NW of Circleville, WV -- all 9
553. 1950 -- June 23, NW Orient 2501 disappears, Lake MI, near Benton Harbor, MI -- 58
554. 1950 -- July 13, USAF B-50 plunges to earth/unknown cause, ~Mason, Lebanon, OH --all 16
555. 1950 -- July 23, USAF C46 with 31 TN NG, loses aileron on takeoff, crashes, Myrtle Beach, SC--all 39
556. 1950 -- July 27, USAF C-47 crash Pacific after takeoff 10M S of Oshima Island Japan-- 25
557. 1950 -- Aug 5, USAF B-29 with nuke component crash & explos. ~Fairchild-Suisun AFB, CA--19
- 12 of the 20 B-29 flight crew
- 7 on ground fire-fighting/rescue personnel
558. 1950 -- Aug 31, TWA 903 engine loss after takeoff, crash landing ~Cairo, Egypt--23US of 55
559. 1950 -- Sep 6, USAF C-54 explosion/crash after takeoff 4M NW Osaka-Itami Air Base, Japan-- 11
560. 1950 -- Sep 04, Robinson Air #32 takeoff engine failure/crash, Oneida Co. AP, Utica, NY--16
561. 1950 -- Sep 19, USN takeoff plane crash 1.6M off Kwajalein NAS, Marshall Islands-- 26
- 1950 -- Sep 19, USN PB4Y-2 Privateer plane crash, Puget Sound, Saratoga Passage, WA-- 7
562. 1950 -- Sep 26, USAF C-54D takeoff crash 1 mile off Asiya Air Base, Kyushu, Japan-- 23

<sup>60</sup> Cross-listed in Fog as contributing condition.

- 1950 -- Oct 13, Northwest Air Martin 2-0-2 captain check flight crash, Almelund, MN--all 6  
 1950 -- Oct 19, USAF B-29 Superfortress bomber plunges to ground near Seguin, TX-- 8  
 563. 1950 -- Nov 07, Northwest Air #115 deviates from course, hits mt. ridge ~Butte, MT--all 21  
 564. 1950 -- Nov 16, USAF KB29 tanker and B-50 collide/crash ~Sil Nakya village, AZ -- 13  
 565. 1950 -- Nov 21, New Tribe Mission DC-3 plane crash, Mount Moran, WY --all 21  
 566. 1950 -- Dec 19, USAF Douglas C-54G transport crash, Mt. Tabayoc, Luzon, Philippines--all 38  
 567. 1950 -- Dec 23, USN P2V Neptune crash, McCreight Mt., Vancouver Isl., BC, Can.-- 11

**AVIATION -- Master Set -- CHRONOLOGICAL (continued):**

568. 1951 -- Jan 16, Northwest Orient Flight 115 plane crash, Near Reardan, WA -- 10  
 569. 1951 -- Mar 02, Mid-Continent Airlines approach crash, Sioux City, IA -- 16  
 570. 1951 -- Mar 22, USAF C-124A Globemaster lost after ditching, No. Atlantic, off Ireland--all 53  
 571. 1951 -- Apr 06, Southwest Airways Flight 7 crashes, Refugio Pass, CA -- 22  
 572. 1951 -- Apr 08, West VA National Guard Plane flies into ground ~Charleston, WV --all 21  
 573. 1951 -- Apr 25, Cubana Flight 493 & US Navy Beechcraft collide off Key West, FL--all 43  
 574. 1951 -- Apr 26 USAF B-29 Superfortress landing crash, Lajes AFB, Terceira, Azores, Portugal-- 11  
 575. 1951 -- Apr 27, USAF F-51 Mustang jet hits USAF B-36, NE of Perkins, OK -- 14  
 576. 1951 -- Apr 28, United Air Flight 129 downdraft plane crash, near Fort Wayne, IN --all 11  
 577. 1951 -- May 06, USAF B-36 landing crash, high wind, Kirtland AFB ~Albuquerque, NM--23  
 578. 1951 -- May 10, two USAF F-80s collide, one crashes killing 10 on ground, Fukuoka, Japan-- 11  
 1951 -- May 21, USAF C-124 Globemaster emergency landing crash ~New Lisbon IN-- 7  
 579. 1951 -- June 3, USAF C-82 Flying Boxcar hit by lightning/crashed, New Boston, TX--all 10  
 580. 1951 -- June 22, Pan American Flight 151 flies into hill ~Monrovia, Liberia --13 US of 40  
 581. 1951 -- June 30, United Flight 610 crashes into Crystal Mt, near Ft. Collins, CO -- 50  
 582. 1951 -- July 21, Canadian Pacific Air (US military charter), lost, Gulf of AK near Sitka--37  
 --26 US servicemen -- 3 civilians attached to the US Army  
 -- 6 Canadian crew -- 2 Royal Canadian Navy personnel  
 583. 1951 -- Aug 12, US Navy PB4Y-2 Privateer crash into mountain, Amak Island, AK -- 12  
 584. 1951 -- Aug 13, USAF B-50 plane crash into Lester Apartments, Beacon Hill, WA -- 11  
 585. 1951 -- Aug 20, USAF T-33A crash after takeoff, hits Army truck/burns, Fort Dix, NJ-- 13  
 586. 1951 -- Aug 24, United 615 too-low crash in fog on approach to Oakland AP, Decoto, CA--all 50  
 587. 1951 -- Aug 31, USN Consolidated PB4Y-2 Privateer crash, Little Tanaga Isl., AK --all 10  
 588. 1951 -- Sep 15, airshow stunt plane crash kills 19 spectators and pilot, Flagler, CO -- 20  
 589. 1951 -- Oct 15, USAF C-97A lost, North Atlantic, Azores to Westover AFB, MA -- 12  
 590. 1951 -- Nov 06, USN P2V-3W Neptune shot down by Soviet planes, Sea of Japan --all 10  
 591. 1951 -- Nov 13, USAF C-82 Flying Boxcar crashes into Puy de Sancy Mt., France --all 36  
 592. 1951 -- Nov 18, USAF B29 takeoff crash: crew OK; 3US/7 local rescuers killed by explos., Yokota, Japan--10  
 593. 1951 -- Nov 27, USN Martin PBM-5 Mariner crash in ocean 7M off San Diego CA --all 11  
 594. 1951 -- Dec 16, Miami Airlines engine fire on takeoff, crash, Elizabeth City, NJ --all 56  
 595. 1951 -- Dec 29, Continental Charters Flight 44-2 flies into terrain near Salamanca, NY-- 26  
 596. 1951 -- Dec 30, USAF C-47 transport flies into mountain near Roosevelt, AZ --all 28  
 597. 1952 -- Jan 14, USN P4Y-2 crash after 2 engines fail 6M SW of Yokohama, Japan --all 12  
 598. 1952 -- Jan 19, NW Orient 324 (US mil. charter), crash, Korea-WA, off Sandspit, BC-- 36  
 599. 1952 -- Jan 22, American Airlines Flight 6780 airport approach crash, Elizabeth, NJ-- 30

- All 23 occupants of American 6780
- 7 occupants of buildings on the ground
- 600. 1952 -- Feb 1 USAF B29 hits 2<sup>nd</sup> B29/no deaths 2<sup>nd</sup> plane, 5M off Bolo Point Okinawa --all 12
- 601. 1952 -- Feb 07, USAF B-29A takeoff crash, 5 miles NW of Yokota US AB, Japan -- 18
  - 13 Complement of the Boeing B-20A Superfortress (all).
  - 5 Civilians on the ground.
- 602. 1952 -- Feb 11, National Air 101 takeoff engine loss/return attempt/crash, Elizabeth, NJ--33
- 603. 1952 -- Feb 22, USAF F84 trng. flight hits power lines/crashes, Tsu Bu vlg., S Kor./14 dead-- 15

**AVIATION -- Master Set -- CHRONOLOGICAL (continued):**

- 604. 1952 -- Mar 12, two USAF B-29's flying blind collide ~Sequin and San Antonio, TX-- 15
  - 8 USAF TB-29 Superfortress 44-62223
  - 7 USAF TB-29 Superfortress 55-87774
- 605. 1952 -- Mar 21, USN PB4Y-2 crash after takeoff, off Corpus Christi NAS, TX --all 10
- 606. 1952 -- Mar 26, two USAF planes crash, Davis-Monthan AFB/8, AZ; Albuquerque, NM/4-- 12
- 607. 1952 -- Apr 1-10, "Exercise Longhorn," military plane crashes & parachuting deaths, TX-- 10
- 608. 1952 -- Apr 04, USAF Globemaster & C-47 planes collide, Mobile, AL -- 15
- 609. 1952 -- Apr 5, USAF B-29 weather plane airport approach crash, McClellan AFB, CA--all 10
- 610. 1952 -- Apr 08, USAF B-25 flies into Golden Peak, near Golden, CO --all 11
- 611. 1952 -- Apr 09, USAF F-94 fighter & C-47 transport collide in clouds ~Otis AFB, MA--all 12
- 612. 1952 -- Apr 11, Pan Am Air 526, takeoff engine failure, crash, off San Juan, Puerto Rico--52
  - 1952 -- Apr 14, USN P2V Ventura patrol bomber crash, Brunswick NAS, ME -- 5
- 613. 1952 -- Apr 15, USAF B-36 takeoff crash and fire, near Fairchild AFB, Spokane, WA-- 15
- 614. 1952 -- Apr 18, Robin Airlines C-46 charter crash, LAX approach near Whittier, CA--all 29
- 615. 1952 -- Apr 29, Pan Am 202 structural failure in-flight & crash, central Brazil --19US of 50
  - 1952 -- May 13, USMC Corsair collides with USAF B-29, 30M W of Oceanside, CA--12 or 8
  - 7 USAF B-29 Superfortress crew (five survived). --1 USMC Corsair pilot.
- 616. 1952 -- Jun 13, USAF RB-29 intel plane out of Yokota Air Base, Japan, shot down, Sea of Japan--12
- 617. 1952 -- June 24, NM-based USAF B-50 Superfortress crash near Lakenheath, UK -- 11
- 618. 1952 -- Aug 7, USN plane crash, mts., returning to base, one engine/bad weather, so. of Bataan, Philippines-12
- 619. 1952 -- Aug 8, USN PBM Mariner seaplane crash, hilltop ~Nagahama, Ehime, Japan--all 13
- 620. 1952 -- Oct 08, USAF B29 and F94 collide midair (all 11 on B29 killed) ~Portland, OR--11
- 621. 1952 -- Oct 26, USAF WB-29 lost, Typhoon, Anderson AFB, Guam to Philippines -- 10
- 622. 1952 -- Nov 6, USAF B-50 crash in gale High Wood 2M W of Great Dunmow, England--11
- 623. 1952 -- Nov 7, USAF C-119C Flying Boxcar crash (navigational error) ~Mt. McKinley, AK--19
- 624. 1952 -- Nov 12, US Navy P4Y-2 Privateer plane crash, 10M W of Shelton, WA --all 11
- 625. 1952 -- Nov 14, USAF C-119C Flying Boxcar flies into mt. (overcast), 20M E of Seoul, Kor.--all 44
- 626. 1952 -- Nov 15, USAF C-119 Flying Boxcar disappears, Anchorage to Kodiak, AK --all 20
  - 1952 -- Nov 17, USAF C-119 Flying Boxcar engine loss/crash, field near Billings, MT-- 8
- 627. 1952 -- Nov 22, USAF MATS C-124 A Globemaster II crash, Mount Gannett, AK -- 52
- 628. 1952 -- Nov 28, USAF Douglas C-54 aborted approach crash ~McChord AFB/Tacoma, WA--37
- 629. 1952 -- Dec 1, USAF C47B flies into Mt. San Gorgonio, snowstorm, ~Banning, CA--all 13
- 630. 1952 -- Dec 20, USAF Globemaster takeoff crash, Moses Lake near Larson AFB, WA-- 87

**AVIATION -- Master Set -- CHRONOLOGICAL (continued):**

631. 1953 -- Jan 7, Associated Air Transport (mil. charter) crash/turbulence, W of Fish Haven, ID--all 40  
632. 1953 -- Jan 13, USAF B-50D Superfortress spins down out-of-control ~Gridley, CA --all 12  
633. 1953 -- Jan 16, USAF C54 approach crash, Harmon AFB, Stephenville NFLD, Can. --13-14  
634. 1953 -- Jan 28, USN PB4Y, in poor weather & visibility, flies into Black Peak, WA --all 10  
635. 1953 -- Feb 01, USN P2 Neptune flies into mt., marginal weather, Okinawa, Japan --all 11  
636. 1953 -- Feb 02, USAF B-29 Superfortress takeoff crash, Wheelus Field, Tripoli, Libya-- 15  
637. 1953 -- Feb 14, National Air 470 structural failure, extreme turbulence, Gulf of MX off Mobile, AL-46  
638. 1953 -- Mar 18, 10-eng. USAF Convair RB-36H flies into hilltop, Random Isl., Nfld., Can.--all 23  
639. 1953 -- Mar 18, USAF B-29 crash searching for USAF plane, St. George's Bay, NFL, Can--10  
640. 1953 -- Mar 20, Transocean Air 942 (military charter) approach crash, NE of Alvarado, CA --all 35  
641. 1953 -- Mar 22, USN PBM out of Naval Operating Base Trinidad missing N of Dom. Rep.--11  
1953 -- Apr 20, Western Air Lines 636, San Francisco to Oakland, flies into SF Bay, CA--8  
642. 1953 -- Apr 29, US Air Force B-29 in-flight fire and crash, near San Antonio, TX -- 10  
643. 1953 -- May 17, Delta Airlines 318 flies into severe turbulence, crashes ~Marshall TX-- 19  
644. 1953 -- June 18, USAF Globemaster II crash, Tachikawa AFB, Tokyo, Japan -- 129  
645. 1953 -- July 02, USN PBM-552 Mariner engine failure / crash, 25M off Adak, AK --all 12  
646. 1953 -- July 10, USAF B29 airport approach crash, 7M ~Hunter AFB, Savannah GA--all 10  
647. 1953 -- July 10, USAF C47 & Norwegian AF jet collide ~Stavanger-Sola AP, Norway-- 10  
648. 1953 -- July 12, Transocean Air Flight 512 crash, Pacific Ocean, Wake Island to HI -- 58  
649. 1953 -- July 17, USN R4Q plane (with NROTC) takeoff crash/fire, near Milton, FL -- 44  
650. 1953 -- July 29, Yokota Air Base, Japan, USAF RB50, shot down, Sea of Japan<sup>61</sup> -- 16  
651. 1953 -- July 30, USN PBM Mariner engine fire/ditched 60M W of Badoc Philippines-- 10  
652. 1953 -- Aug 5, USAF Peacemaker engine fires/ditched, Atlantic ~420M NW Prestwick Scotland--19  
653. 1953 -- Sep 01, Regina Cargo Airlines (military contract) flies into mt. ridge ~Vail, WA--21  
654. 1953 -- Sep 16, American Air 723, AP approach, hits towers in fog, Albany NY --all 28  
1953 -- Sep 18, USAF WB29 weather recon plane lost out of Kindley AFB, Bermuda-- 7  
655. 1953 -- Sep 28, Resort Airlines 1081 airport landing crash, near Louisville, KY -- 25  
656. 1953 -- Oct 29, British Commonwealth Pacific Air 304 S.F. approach crash in fog ~Half Moon Bay, CA--19  
657. 1953 -- Nov 10 USN PBM plane crash, sea ~Che Ju Isl. 40M SW of Jindo, So Korea --14-15  
658. 1953 -- Nov 17, USAF C-119F loses engine, hits paratroopers, crashes, Fort Bragg NC-- 15  
1953 -- Dec 11, USAF Consolidated B-36 flies into Mount Franklin near El Paso, TX--all 9  
659. 1953 -- Dec 17, USAF B-29 crashes, Officer's Housing, Anderson AFB, Guam -- 19
660. 1954 -- Jan 04, USN P2V Neptune engine trouble and crash, Yellow Sea, off S. Korea-- 10  
661. 1954 -- Jan 10, Union Producing Co. duck hunting plane icing crash, no. shore Wallace Lake LA--12  
662. 1954 -- Feb 01, USAF C46 fire and crash, Tsugaru Strait, off Hokkaido, Japan -- 35  
663. 1954 -- Feb 05, USAF C-47 explodes in-flight, Susitna Valley, 20M from Curry, AK-- 10  
1954 -- Feb 26, Western Air Lines flight 34 turbulent weather crash near Wright, WY--all 9  
664. 1954 -- Mar 04, USAF C47 flies into mountain in snowstorm ~St.-Étienne-de-Tinée France-- 20  
665. 1954 -- Mar 19, USAF C-119 plane fire and crash, #51-7993, near Lothian, MD -- 18  
666. 1954 -- May 05, off-course USN PBM-5 seaplane crash, Sidewalk Mt. ~Carricitos, MX--10  
667. 1954 -- May 07, USN P2V5 Neptune takeoff crash off Clifton Pier, Nassau, Bahamas --all 10  
668. 1954 -- May 31, USAF C47/MN ANG AP approach crash, gravel pit/heavy fog, Duluth IAP, MN--11  
669. 1954 -- June 09, USN PBM Mariner crash, Yakushima Island mt. peak, SW Japan --all 17

---

<sup>61</sup> Cross-listed in Violence (Attack).

- 670. 1954 -- June 27, USAF KC-97G Stratotanker flies into Box Springs Mountain, CA --all 14
- 671. 1954 -- Aug 22, Braniff Airways flight 152 crash in thunderstorm, S. of Mason City, IA--12
- 672. 1954 -- Aug 23, NY-Amsterdam KLM crash, North Sea after Shannon AP stop--12 US of 21
- 673. 1954 -- Aug 27, USAF RB-36 landing approach crash 2M ~Ellsworth AFB, Rapid City, SD-- 26
- 674. 1954 -- Sep 04, Soviet Migs shoot down USN P2V Neptune off Hokkaido, Sea of Japan-- 10
- 675. 1954 -- Sep 5, KLM Royal Dutch Airlines takeoff crash, Shannon Airport, Ireland --12US of 28
- 676. 1954 -- Sep 28, USN PB-5 Marlin takeoff crash, Sangley Point NAS, Philippines -- 11
- 677. 1954 -- Oct 06, USAF RB-50G plane crash and fire, near Willows, Glenn County, CA-- 13
- 678. 1954 -- Oct 24, USAF C47A transport, Rome to Lyon, flies into Maritime Alps, Italy-- 21
- 679. 1954 -- Oct 30/31, USN Lockheed R7V transport plane disappears off Ocean City, MD--42
- 680. 1954 -- Dec 18, Italian Airlines 451 airport approach (4<sup>th</sup>) crash, Idlewild IAP, NY -- 26
- 681. 1954 -- Dec 22, Johnson Flying Svc. (mil. charter) out of fuel/ditches/Monongahela Riv. ~Pittsburgh--10
- 1954 -- Dec 29, USAF C119 rear-door fails/plane crash, Shin Point near New Hope, AL-- 9

**AVIATION -- Master Set -- CHRONOLOGICAL (continued):**

- 682. 1955 -- Jan 12, TWA #694 & Castleton, Inc. DC-3 planes collide, Covington, KY --all 15
- 683. 1955 -- Jan 17, USN C121 Super Constellation 2 engines out, crash off Stephenville NL Can--13
- 684. 1955 -- Feb 17, USN P-2 Neptune hits Mt. Susitna on Elmendorf AFB approach, AK--all 11
- 685. 1955 -- Feb 19, off course TWA # 260 flies into Sandia Mt., ~Albuquerque, NM --all 16
- 1955 -- Feb 23, USAF KC-97 tanker engine fire after takeoff, crashes near Windsor, MO--9
- 686. 1955 -- Mar 06, USAF C-54 flies into mountain side and burns, ~Taitung, Taiwan --all 14
- 687. 1955 -- Mar 20, American Airlines #711 crash on airport approach, Springfield, MO-- 13
- 688. 1955 -- Mar 22, USN R6D-1 flies into Waianae Range ~Lualualei Navy Depot, HI --all 66
- 689. 1955 -- Apr 28, USAF B29 Superfortress flies into cloud-shrouded hill ~Naha AFB Okinawa-- 10
- 690. 1955 -- May 25, USAF B-36J breaks-up in severe thunder storm ~Sterling City, TX --all 15
- 691. 1955 -- June 10, USAF B29 Superfortress flies into Mt. Teckberg in fog ~Owen, FRG-- 10
- 692. 1955 -- June 29, USAF C-47 transport plane hits Sitkinak Island mountain peak, AK--all 10
- 693. 1955 -- July 13, USAF KC-97 tanker fire after takeoff and crash near Cressy, CA --all 10
- 694. 1955 -- July 17, Braniff Air 560 hits sign on approach/crashes, Chicago-Midway AP, IL--22
- 695. 1955 -- Aug 04, American Air Flight 476 engine fire/crash, Fort Leonard Wood, MO-- 30
- 696. 1955 -- Aug 11, two USAF C-119 Flying Boxcars collide over Edelweiler, Germany--all 66
- 1955 -- Aug 23, engine fire after takeoff, USAF C119 crash into homes, Charleston SC-- 9
- 697. 1955 -- Sep 1, USAF C-47 crash/burned, emergency landing attempt, Skwentna, AK--all 12
- 698. 1955 -- Sep 26, Guantanamo NAS USN P2V-3W Neptune hurricane chaser lost, Caribbean--11
- 699. 1955 -- Sep 8, USAF B29 Superfortress crash, ocean so. of Ishigaki Island, Okinawa, Japan--13
- 700. 1955 -- Sep 24, five USAF planes crash (11 deaths), one Flying Tiger Line crash (3)-- 14
- 7 USAF SC-47D near Burns, WY
- 1 USAF F-84F Thunderstreak #51-17083, 22M E of Langley AFB, Hampton, VA
- 1 USAF F-84F Thunderstreak #52-6517, 5M NE of Langley AFB, Hampton, VA
- 1 USAF F-84F Thunderstreak #52-7029, Chesapeake Bay off Langley AFB, VA
- 1 USAF F-84F Thunderstreak #52-7038, 25M NE Langley AFB, Hampton, VA
- 3 Flying Tiger Line C-54A (military cargo contract), 1000M W of Honolulu, HI
- 701. 1955 -- Oct 06, United Air Lines Flight 409 flies into Medicine Bow Peak, WY --all 66
- 702. 1955 -- Nov 01, United 629 blown-up (relative of passenger bomb), Longmont, CO --all 44
- 703. 1955 -- Nov 17, Peninsular Air Transport (mil. charter) takeoff crash, Seattle-Boeing Field, WA--28

- 704. 1955 -- Nov 17, blown off course USAF DC-4 flies into top of Mt. Charleston, NV --all 14
- 705. 1955 -- Nov 20, USAF C124 Globemaster II takeoff crash, Iwo Jima Air Base Japan--all 11
- 706. 1955 -- Nov 29, USAF F-84 (1) takeoff malfunction into base housing/13, Eielson AFB, AK--14
- 707. 1955 -- Dec 21, Eastern Air Lines 642 crash on approach to AP, Jacksonville, FL --all 17

**AVIATION -- Master Set -- CHRONOLOGICAL (continued):**

- 708. 1956 -- Feb 17, USN DC-4 flies into terrain, USN crew/5; USMC/35 ~Niles, CA --all 40
- 709. 1956 -- Feb 27, USAF B-50 Superfortress crash, Wilmington Pike, Dayton OH --all 11
- 710. 1956 -- Mar 2, USAF C124C Globemaster II/enroute US, engine prob., ditched off Iceland--all 17
- 711. 1956 -- Apr 01, TWA Flight 400 crash after takeoff from Greater Pittsburgh AP, PA-- 22  
1956 -- May 15, Crane Co. PV1 loses left eng. power on AP approach, crashes ~Jeffersonville IN--8
- 712. 1956 -- June 09, USN F9F-4 Panther (1) crashes into houses (10), Minneapolis, MN-- 11
- 713. 1956 -- June 20, Linea Aeropostal Venezolana emer. landing approach fire/crash off NJ --all 74
- 714. 1956 -- June 26, USAF KC-97 tanker fire/crash after takeoff, 10M ~Walker AFB, NM--all 11
- 715. 1956 -- June 30, TWA 2 & United 718 planes collide, Grand Canyon, AZ -- 128
- 716. 1956 -- July 13, USAF takeoff/windshear crash, near Brown's Mills, NJ -- 46
- 717. 1956 -- Aug 22, US Navy P4M-1Q from Iwakuni NAS, Japan, shot down 32M off Wenchow, China--16
- 718. 1956 -- Aug 29, Canadian Pacific Airlines fl. 307 approach crash, Cold Bay AP, AK-- 15
- 719. 1956 -- Aug 31 Eielson AFB AK WB-50 plane crash 50 miles north of Anchorage --all 11
- 720. 1956 -- Sep 10, Yokota AB USAF RB50G lost tracking Typhoon Emma, Sea of Japan-- 16
- 721. 1956 -- Sep 24, USAF C-47 plane crash, Mount Yale, near Buena Vista, CO -- 12
- 722. 1956 -- Oct 10, USN MATS plane, 1<sup>st</sup> leg UK to Azores, lost ~250M SE Land's End, Eng.-- 59
- 723. 1956 -- Nov 09, USN P5M Marlin seaplane lost north of Bermuda, possibly off MD--all 10
- 724. 1956 -- Nov 30, USAF B-52 plane crash after Castle AFB takeoff near Ballico, CA --all 10
- 725. 1956 -- Dec 28, USAF B-50 weather recon. crash, Yokota AB approach, Japan-(9 US of 10
  
- 726. 1957 -- Jan 17, USAF Weather B-50 plane crash after takeoff ~Eielson AFB, AK --all 12
- 727. 1957 -- Jan 31, DC-7 & USAF Scorpion fighter collide, debris hits school, Sunland, CA-- 8
- 728. 1957 -- Feb 01, Northeast Airlines Flight 823 crashes on takeoff onto Rikers Island, NY--20
- 729. 1957 -- Feb 02, two USAF KB-29P tankers collide, poor visibility, trng. mis. Morigny, France- 13
- 730. 1957 -- Feb 22, USAF C-124A transport engine explodes after takeoff/crash lands ~Yanggong-ni S. Korea--22
- 731. 1957 -- Mar 22, USAF MATS C-97C, Travis AFB CA to Tokyo, lost ~200M from Tokyo--67
- 732. 1957 -- Apr 02, USN Neptune explodes after Chincoteague NAS takeoff, ~Atlantic VA--11  
1957 -- Apr 12, US Navy Neptune P2V-5 bomber touch & go crash, Brunswick, ME-- 6
- 733. 1957 -- July 16, USAF C47 crash, Mount Cha Tien near Hsinchu Taiwan --all 16
- 734. 1957 -- July 19, Willow Grove NAS, PA, Neptune crash, San Martino Mt., no. Italy<sup>62</sup>-- 11
- 735. 1957 -- July 23, USN P-2 Neptune stalls/crashes off Barbers Point Naval Air Sta., HI-- 10
- 736. 1957 -- Sep 15, Northeast Air #285 ILS airport approach crash, New Bedford, MA -- 12
- 737. 1957 -- Oct 29, USAF KC-97G Stratofreighter crash, Grey Mt. near Flagstaff, AZ --all 16
- 738. 1957 -- Nov 09, Pan Am Flight 7 lost in Pacific from SF to Honolulu, HI -- 44  
1957 -- Dec 09, USN P5M Marlin Seaplane engine explosion/crash ~Corpus Christi, TX--9
- 739. 1957 -- Dec 23, USN WV-2 simulation goes awry/crash, off Kakuku Pt., Oahu, HI -- 19

**AVIATION -- Master Set -- CHRONOLOGICAL (continued):**

---

<sup>62</sup> Nine other U.S. service-men lost their lives in a search and rescue mission when their plane crashed.

740. 1958 -- Jan 15, USAF Typhoon Ophelia recon. plane out of Anderson AFB, Guam, lost at sea--all 10  
741. 1958 -- Feb 01, USAF C-118A/all 41 & USN P2V-5F/6 planes collide, Norwalk, CA-- 48  
742. 1958 -- Feb 15, USAF C-47 transport plane crash in fog on Mt. Vesuvius, Italy --all 16  
743. 1958 -- Feb 20, USN WV2 early warning plane lost ~100M west of the Azores --all 22  
744. 1958 -- Mar 07, USMC transport and Skyraider planes collide off Naha NAF, Okinawa--26  
745. 1958 -- Mar 27, USAF C-119 & USAF C-124C collide mid-air, ~Bridgeport, TX --all 18  
746. 1958 -- Apr 06, Capital Airlines Flight 67 plane crash, near Freeland, MI -- 47  
747. 1958 -- Apr 21, United 736 and USAF F-100 fighter jet collide, near Las Vegas, NV-- 49  
748. 1958 -- May 20, Capital Air and MD Air NG planes collide, Brunswick, MD -- 12  
749. 1958 -- June 27, USAF SAC tanker plane crash, near Chicopee falls, MA -- 15  
1958 -- July 29, USAF B-52 goes out of control on AP approach, crashes 3M from Loring AFB, ME--8  
750. 1958 -- Aug 15, Northeast Air Flight 258 crash on AP approach in fog, Nantucket, MA--25  
751. 1958 -- Sep 02, USAF Globemaster fire & crash, 35m west, Agana Naval AS, Guam-- 19  
752. 1958 -- Sep 02, USAF C130A shot-down by MiGs over Sasnashen, Armenia, USSR--all 17  
753. 1958 -- Sep 08, USAF B-52s collide on Fairchild AFB approach ~Airway Heights, WA--13  
754. 1958 -- Sep 09, USAF Douglas C47 plane crash taking off, Elmendorf AFB, Anchorage, AK--13  
1958 -- Sep 16, USAF B52 tail separation and plane crash, South St. Paul, MN -- 7  
755. 1958 -- Sep 29, USN Neptune P2V patrol plane crash, 22M north of Key West, FL --all 10  
756. 1958 -- Oct 09, USAF C-123B transport crash near Little Willow Creek & Payette, ID-- 19  
757. 1958 -- Oct 18, USN *Constellation* plane crash on approach ~Argentia, Newfoundland, Can.--11  
758. 1958 -- Nov 12, USAF KC-97 tanker loses engine at takeoff, crashes Isle of Hope, GA--all 11  
759. 1958 -- Dec 15, Johnson and Johnson Learstar crash (icing), 5M SW of Woonsocket, RI-- 7  
760. 1958 -- Dec 22, USAF C-54 transport from Elmendorf AFB crashes, Mt. Iliamna, AK-- 15
761. 1959 -- Jan 08, Southeast Air 308, flies into Mt. Holston, Tri-City AP approach, TN-- 10  
762. 1959 -- Feb 03, American Flight 320 crashes into East River, NYC, NY -- 65  
763. 1959 -- Feb 04, USAF Weather B-50 plane crash, out of Kindley US AFB, Bermuda-- 12  
764. 1959 -- Apr 09, USN P5M 2 Marlin seaplane crash Cheju Island Mt., South Korea --all 10  
1959 -- May 11, USN P2V plane crash, Whidbey Island Naval Air Station, WA -- 9  
765. 1959 -- May 12, Capital Air Flight 75 plane crash in storm, near Chase, MD -- 31  
766. 1959 -- May 20, USAF C-130 Hercules plane crash into Barracks, Ashiya AB, Japan-- 10  
767. 1959 -- June 26, TWA 891 fuel explosion, thunderstorm static electricity, Italy --70; US 37  
768. 1959 -- June 30, U.S. Air Force F-100 jet crashes into school, Ishikawa, Okinawa<sup>63</sup> -- 18  
769. 1959 -- July 01, Continental Can Co. Corp. plane crash, near Marion, OH -- 10  
1959 -- July 22, plane explosion and crash, USAF KC-97, near East Andover, NH -- 7  
770. 1959 -- Sep 24, Reeve Aleutian Airways fl. #3 approach crash, Great Sitkin Island, AK--16  
771. 1959 -- Sep 29, Braniff Air Flight 542 breaks-up near Buffalo, TX -- 34  
1959 -- Oct 15, USAF KC-135 tanker collides with USAF B52F bomber, ~Leitchfield, KY-- 8  
772. 1959 -- Oct 30, Piedmont 349 plane crash, Bucks Elbow Mt., VA -- 26  
773. 1959 -- Nov 7, USAF C-47 crashes after take-off, Tainan, Formosa (Taiwan) -- 15  
774. 1959 -- Nov 16, National Airlines Flight 967, Brought Down, Gulf of Mexico<sup>64</sup> -- 42  
775. 1959 -- Nov 24, Trans World Air Flight 595 Takeoff Crash, Chicago, IL -- 11  
776. 1959 -- Dec 01, Allegheny Air approach crash, ~Williamsport-Montoursville AP, PA-- 25

<sup>63</sup> All deaths were of Okinawans in this at-the-time U.S. controlled territory. Pilot had bailed out of jet.

<sup>64</sup> Cross-listed in Violence-Mass Murder.

**AVIATION -- Master Set -- CHRONOLOGICAL (continued):**

777. 1960 -- Jan 04, US Army De Havilland U-1A Otter disappears, Gulf of Sidra, Libya-- 10  
778. 1960 -- Jan 06, National Airlines Flight 2511 blown-up by dynamite, Bolivia, NC --all 34  
779. 1960 -- Jan 18, Capital Airlines Flight 20 crashes near Charles City, VA -- 50  
780. 1960 -- Jan 19, USN P4M Mercator plane crash, Karanfil Mt. near Adana, Turkey --all 16  
1960 -- Feb 11, rocket under wing explodes, USN P5M, Puget Sound ~NAS Whidbey Isl., WA--9  
781. 1960 -- Feb 25, USN R6D & Brazilian DC-3 collide off Rio de Janeiro, Brazil--35/USN of 61  
782. 1960 -- Mar 17, Northwest Flight 710 breaks-up and crashes near Tell City, IN -- 63  
1960 -- Apr 18, USAF C124 cargo plane takeoff crash, Stephenville, Harmon AB NFLD--9  
783. 1960 -- June 14, Pacific Northern Airlines 201 plane crash, Mt. Gilbert (9000 ft), AK-- 14  
784. 1960 -- July 06, USN Airship (blimp) envelope tear and crash off Barnegat City, NJ-- 18  
785. 1960 -- July 11, US Air Mission Colombia USAF crash, Mt Pichincha, Ecuador--18/US 12  
786. 1960 -- July 27, Chicago Helicopter Airways blade failure and crash, Forest Park, IL--all 13  
787. 1960 -- Sep 08, Yokota AB USAF weather recon. B-50 crash, mt. near Ishikawa, Japan--11  
788. 1960 -- Sep 19, World Airways (Military Air Transport) crash/fire, Mt. Barrigada, Guam--80  
789. 1960 -- Oct 04, Eastern Airlines Electra hits birds, crashes, Logan IAP, Boston, MA-- 62  
790. 1960 -- Oct 28, Northwest Orient Airlines crash/fire, poor visibility, ~Missoula, MT--all 12  
791. 1960 -- Oct 29, Arctic-Pacific (football team charter) takeoff crash, Toledo Express AP, OH--22  
792. 1960 -- Dec 16, United/TWA plane crash, Staten Island/Brooklyn, NY -- 134  
793. 1960 -- Dec 17, USAF C-131 Samaritan takeoff crash, Munich, Germany--51-53( 20 U.S.)
794. 1961 -- Jan 26, USAF C-118 Liftmaster explosion/crash off Argentia, Newfoundland-- 23  
795. 1961 -- Feb 15, US figure-skating team/18; Sabena Air 548 crash, Berg, Belgium --73/US 49  
796. 1961 -- Apr 18, USAF C47, circling takeoff climb, foggy weather crash, Mt Parker, Hong Kong--15  
797. 1961 -- May 24, USAF Globemaster power loss crash after takeoff, McChord AFB, WA-- 18  
798. 1961 -- July 11, United Flight 859 crash and fire, Stapleton IAP, Denver, CO -- 18  
799. 1961 -- Sep 01, TWA 529 longitudinal control loss/crash, ~Chicago-Midway AP, IL --all 78  
800. 1961 -- Sep 17, Northwest Flight 706 takeoff crash, O'Hare AP, Chicago, IL -- 37  
801. 1961 -- Nov 8, Imperial Airlines (military contract), engine failure/crash/fire, Richmond VA--77  
802. 1961 -- Nov 09, US Navy P2V-5 Neptune plane crash at sea ≈300M off Norfolk VA--all 11
803. 1962 -- Jan 12, US Navy P2V Neptune plane crash, Kronborg Glacier, Greenland --all 12  
804. 1962 -- Mar 01, American Air Flight 1 crashes, Jamaica Bay, Queens, NY -- 95  
805. 1962 -- Mar 08, USAF C-130A Hercules plane crash near Alencon, western France -- 15  
806. 1962 -- Mar 15, MATS charter Flying Tiger #739 disappears, Philippine Sea--104US of 107  
807. 1962 -- Mar 21, USN P2V Neptune crash mt. ridge 2M south of Elk Mountain, WA --all 10  
1962 -- May 09 USAF KC-135A Stratotanker engine failure, crash, Loring, AFB, ME-- 6  
808. 1962 -- May 22, Continental No. 11 blown-up over Unionville, MO<sup>65</sup> -- 45  
809. 1962 -- May 22, USN WV2 radar intel. plane break-up/crash ~Markt Schwaben, Germany--26  
810. 1962 -- May 17, USAF C130 Hercules flies into cloud shrouded mt., 20M W Nairobi, Kenya--13  
1962 -- May 27, Dover AFB USAF C133 Cargomaster crash, Atlantic off Dover, DE-- 6  
811. 1962 -- Jun 3, Air France Boeing 707 (charter) takeoff crash, Orly AP, Paris, France--130/US121  
812. 1962 -- July 22, Canadian Pacific Airlines plane crash, Honolulu, HI -- 27

<sup>65</sup> Cross-listed under Violence-Mass Murder



- 813. 1962 -- Aug 01, USN Marlin P5M crash, Zambales Mountains, northern Philippines-- 12
- 814. 1962 -- Sep 04, Ashland Oil Co. plane loses right wing/crashes ~Lake Milton, OH -- 13
- 815. 1962 -- Sep 10, USAF SAC tanker crash/Fairchild approach, Mt. Kit Carson ~Spokane, WA--44
- 816. 1962 -- Sep 22, USN Martin Marlin flies into high ground, Montague Isl., Gulf of AK-- 10
- 817. 1962 -- Sep 23, Flying Tiger Military Air Transport plane ditches, N. Atlantic -- 28
- 818. 1962 -- Nov 23, plane and bird collision, United 297, near Ellicott City, MD -- 17
- 819. 1962 -- Nov 30, Eastern Air 512 approach crash in fog, NY Int. AP, Jamaica, NY -- 25
- 820. 1962 -- Dec 26, USN P5M1 Marlin Seaplane lost at sea 350M SW of San Diego, CA-- 13

**AVIATION -- Master Set -- CHRONOLOGICAL (continued):**

- 1963 -- Jan 24, USAF B-52 stabilizer shaft breaks (turbulence), crash ~Greenville, ME-- 7
- 1963 -- Jan 29, Continental Airlines 290 crash, Kansas City Municipal Airport, MO -- 8
- 821. 1963 -- Jan 30, US Navy ASW P-3A plane crash, ~250M off Atlantic City, NJ --all 14
- 822. 1963 -- Feb 12, Northwest Air Flight 705 plane crash, Everglades, near Miami, FL -- 43
- 823. 1963 -- June 03, Northwest Air 293 crash, North Pacific, off Annette Island., AK -- 101
- 824. 1963 -- Aug 28, apparent mid-air collision, two USAF tankers, off East Coast -- 11
- 825. 1963 -- Sep 22, USAF C-133A Cargomaster lost, Atlantic SE of Dover AFB, DE -- 10
- 826. 1963 -- Dec 08, Pan Am Flight 214 plane crash (lightning strike), Elkton, MD -- 81
- 1963 -- Dec 23, USAF B-52 Stratofortress crash after takeoff ~Columbus AFB, MS -- all 9
  
- 827. 1964 -- Feb 03, South Central Air takeoff crash (overloaded), Gainesville AP, FL --all 10
- 828. 1964 -- Feb 25, Eastern Air Flight 304 crashes in Lake Pontchartrain, LA -- 58
- 829. 1964 -- Mar 1, snowstorm, Paradise Air 901A crash, Lake Tahoe approach, Genoa Peak NV--85
- 830. 1964 -- Apr 18, two USAF C119 Flying Boxcars collide 6M NE, Clinton County AFB, OH--17
- 831. 1964 -- May 07, mass murder, pilot shot/plane crash, Pacific Air 773, ~San Ramon, CA<sup>66</sup>-44
- 832. 1964 -- May 11, USAF C-135 hits fence/crashes, landing, Clark US AB, Philippines-79-80
- 833. 1964 -- May 11, USN P2V plane crash, Atlantic, 25 mls SW of US AB Rota, Spain -- 10
- 834. 1964 -- June 29, USAF Stratofreighter & USAF C54 collide ~Kindley US AFB, Bermuda--17
- 835. 1964 -- July 09, United Air Flight 823 fire and crash near Parrottsville, TN -- 39
- 836. 1964 -- Oct 27, USN bomber hits pole/crashes into bldgs., low-level flyover, El Centro NAF, CA-12
- 837. 1964 -- Nov 15, Bonanza Air Flight 114 crash near Las Vegas, NV -- 29
- 838. 1964 -- Nov 17, USN P3A Orion approach crash in ocean in fog ~USN Base, Argentia Nfld.-- 10
- 839. 1964 -- Nov 23, TWA 800 takeoff engine malfunct., hits grader/fire/explos., Rome Italy-28US of 50
- 840. 1964 -- Nov 27, USN Lockheed P-2V Neptune plane crash, Cape Newenham, AK -- 12
- 841. 1964 -- Dec 04, USN P3A Orion fire, crash, 25M W off Luzon, Cubi Pt NAS, Philippines--13
  
- 842. 1965 -- Jan 16, USAF tanker crash after takeoff into homes, fire, Wichita, KS<sup>67</sup> --29-30
- 843. 1965 -- Feb 08, Eastern Air # 663, plane crash, Jones Beach State Park, NY -- 84
- 844. 1965 -- June 05, USAF C119 unexplained crash, Caribbean, NE of Crooked Isl. Bahamas--10
- 845. 1965 -- June 15, two US Army helicopters collide mid-air, Fort Benning, GA --all 18
- 846. 1965 -- June 25, USAF Stratolifter crash after takeoff, Loma Ridge, El Toro MCAS, CA--all 84
- 847. 1965 -- July 11, USAF Constellation engine fire, crash, ~100 miles off Nantucket, MA-- 16
- 848. 1965 -- Aug 16, 1965, United Flight 389 plane crash, Lake Michigan, off IL -- 30

<sup>66</sup> Cross-listed in Violence-Mass Murder.

<sup>67</sup> Difference in numbers has to do with inclusion or not of death of unborn child.

- 849. 1965 -- Aug 28, USAF C47 crashes into mount Cerro Calima near Cali Columbia --all 14
- 850. 1965 -- Aug 24, USMC Lockheed Hercules takeoff crash into seawall, Hong Kong -- 59
- 851. 1965 -- Sep 17 Pan American 292 crash on approach, Chances Peak, Montserrat--14 US of 30
- 852. 1965 -- Nov 08, American 383 crash, near Cincinnati/N KY Airport, Constance, KY-- 58
- 853. 1965 -- Nov 11, United 227 plane crash on approach, Salt Lake City Airport, UT -- 43
- 854. 1965 -- Nov 27, Edde Airlines flies into rising terrain after takeoff in snow, Salt Lake City, UT-- 13

**AVIATION -- Master Set -- CHRONOLOGICAL (continued):**

- 855. 1966 -- Jan 25, USAF transport in-flight engine fire & crash ~Binh Khe, So. Vietnam-- 46
- 856. 1966 -- Mar 05, air turbulence, BOAC plane breakup/crash, Mount Fuji, Japan --124/US 89
- 857. 1966 -- Apr 09, USN Orion P-3A auto-pilot loss/crash, Pacific 187m off San Diego, CA-- 11
- 858. 1966 -- Apr 22, American Flyers Airline Flight 280/D crash, NE, Ardmore, OK -- 83
- 859. 1966 -- May 04, US Army Chinook helicopter rotor loss, crash, ~Di Linh, So. Vietnam--all 21
- 860. 1966 -- May 18, USAF KC-135 Stratotanker takeoff crash, Kadena AB, Okinawa -- 12
- 861. 1966 -- Oct 01, West Coast Air 956 plane crash, Salmon Mt., near Wemme, OR -- 18
- 862. 1966 -- Oct 08, petroleum helicopter rotor failure/crash into Gulf ~Morgan City, LA--all 11
- 863. 1966 -- Nov 11, USAF Constellation plane crash, Atlantic, E. of Cape Cod, MA -- 19
- 1966 -- Nov 18, USAF B52 low level flight/hits trees/crashes, S of Stone Lake ~Hayward, WI-- 9
- 864. 1966 -- Nov 26, USAF C-47D loses left engine power, crashes ~Saigon, Vietnam --all 25-27
- 865. 1966 -- Dec 12, US Navy Sea Knight helicopter crash 34 miles off San Diego, CA --all 10
- 866. 1966 -- Dec 20, Executive Aviation Lodestar out of San Fran., CA crash ~San Felipe, MX--10
  
- 867. 1967 -- Jan 06, USN P5M Marlin crash near entrance of Manila Bay, Philippines --all 10
- 1967 -- Jan 08, USN crash after takeoff from Andrews AFB, ~Upper Marlboro, MD-- 9
- 868. 1967 -- Mar 05, Lake Central Airlines Flight 527 plane crash near Marseilles, OH -- 38
- 869. 1967 -- Mar 09, TWA Flight 553 and Beechcraft collide mid-air, Urbana, OH -- 26
- 870. 1967 -- Mar 10, USN DC-3 wing failure/crash, admin. flight ~Phan Rang, Vietnam --all 25
- 871. 1967 -- Mar 30, Delta Air 9877 training crash into motel complex, Kenner, LA -- 19
- 872. 1967 -- Apr 25, USAF Super Constellation engine fire and crash off Nantucket Isl., MA--15
- 873. 1967 -- Apr 28, USN P3A Orion patrol flight lost at sea off Tsushima Isl., Japan --all 12
- 874. 1967 -- June 17, USAF C-130 aborted take-off crash, An Khe airstrip, South Vietnam-- 35
- 875. 1967 -- June 23, USMC helicopters collide, New River Marine Corps Air Facility, NC-- 22
- 876. 1967 -- June 23, Mohawk Air Flight 40 plane fire and crash, Near Blossburg, PA -- 34
- 877. 1967 -- July 19, Piedmont Flight 22 and Cessna 310 planes collide, Asheville, NC -- 82
- 878. 1967 -- Oct 08, USAF turboprop flies into mountain ~Huong Thuy, South Vietnam --all 23
- 879. 1967 -- Nov 20, TWA Flight 128 plane crash, Constance, KY -- 70
- 1967 -- Dec 10, Otis Redding Enterprises Beechcraft crash, Lake Monona, Madison WI-- 7
- 880. 1967 -- Dec 14, USN P2V-7 Neptune plane crash ~Sea Otter Glacier, Mt. Fairweather, AK--14
  
- 881. 1968 -- Jan 08, USMC helicopter flies into mountain, fog/light rain, ~Quang Tri, S. Vietnam--42
- 882. 1968 -- Jan 10, USN C54 plane crash, turbulent weather, Mt. Tobin, Copper Canyon, NV--all 19
- 883. 1968 -- Jan 16, US Navy P3A Orion crash in snowstorm on Mt. Kamegamori, Japan--all 12
- 884. 1968 -- Jan 17, USAF Stratotanker takeoff plane crash, Minot AFB, ND -- 13
- 1968 -- Mar 13, Mead Paper Co. landing crash, icy runway, Wood Co. AP ~Parkersburg WV--6
- 1968 -- Mar 17, Beechcraft with HS cheerleaders landing crash in crosswind, Rapid City, SD-- 9

- 1968 -- Mar 19, Beechcraft plane crash in foggy weather, Terrible Mt., near Weston VT-- 7
885. 1968 -- Apr 01, Navy P3B coastal surveillance plane shot down, Gulf of Thailand -- 12
886. 1968 -- May 03, Braniff Flight 352 plane crash, thunderstorm, Houston to Dallas TX-- 85
887. 1968 -- May 22, Los Angeles Air helicopter rotor detachment/crash, Paramount, CA--all 23
888. 1968 -- June 25, three US Army helicopters collide, near Bearcat, So. Vietnam --29/US 12
889. 1968 -- July 28, USAF C-124A Georgia Reserve plane crash 50M NW of Recife, Brazil-- 10
890. 1968 -- Aug 10, Piedmont Air 230 plane crash in fog, Charleston, WV -- 35
891. 1968 -- Aug 14, Los Angeles Airways helicopter rotor failure/crash, Compton CA --all 21
892. 1968 -- Sep 24, USAF Stratotanker engine problem, crash landing at Wake Island AP-- 11
893. 1968 -- Oct 3, USAF transport & US Army helicopter collide over Camp Evans, S. Vietnam--all 24
894. 1968 -- Oct 21, USAF transport plane engine loss/crash ~Ban Me Thuot, So. Vietnam--all 23
895. 1968 -- Oct 25, Northeast Air 946 approach plane crash in fog, Moose Mt., NH -- 32
896. 1968 -- Dec 2, Wien Consolidated Air #55 loses wing/turbulence/crashes, Pedro Bay, AK- 39
897. 1968 -- Dec 12, Pan Am 217, from NYC, crashes into sea off Caracas, Venezuela--51/US 21
- 1968 -- Dec 14, USAF C119 Roosevelt Roads NAS takeoff plane crash ~San Juan, PR--all 8
898. 1968 -- Dec 27, No. Central Air 458 plane hits hangar in fog, O'Hare, IL -- 28
899. 1968 -- Dec 24, Allegheny Air 736 plane crash in snowstorm, Bradford, PA -- 20

**AVIATION -- Master Set -- CHRONOLOGICAL (continued):**

900. 1969 -- Jan 06, Allegheny Air Flight 737 approach plane crash, Bradford, PA -- 11
901. 1969 -- Jan 13, SAS Flight 933 approach plane crash, Santa Monica Bay, CA -- 15
902. 1969 -- Jan 18, United Flight 266 system failure and plane crash, Ocean off LA, CA-- 38
- 1969 -- Jan 21, USAF B52 takeoff crash, incorrect trim, 1M from Minot AFB, ND -- all 6
903. 1969 -- Feb 05, USAF HC-130 rescue plane crash into sea ~100M south of Taiwan -- 13
904. 1969 -- Feb 05, Angeles Flying Service takeoff plane crash, Clallam Co. AP, Port Angeles WA-10
905. 1969 -- Feb 18, Hawthorne Nevada/Mineral County Air 708 plane crash, Mt. Whitney, CA--all 35
906. 1969 -- Mar 05, PR Int. Airlines approach crash, Sierra de Luquillo Mts., San Juan, PR--all 19
907. 1969 -- Mar 08, USAF C130 crash short of runway, Ching Chuan Kang AB, Taiwan-all 12
908. 1969 -- Mar 20, Avion Charter plane approach crash in fog, fire, New Orleans IAP, LA--16
909. 1969 -- Apr 15, USN EC-121M patrol plane shot down by No. Korea MiGs, Sea of Japan-31
910. 1969 -- Apr 25, USAF Lockheed EC-121 crash after takeoff, severe wind ~Korat Airbase, Thailand-18
911. 1969 -- June 05, USAF reconnaissance plane crash (structural?), Bering Sea off Shemya, AK--19
- 1969 -- June 14, private Beechcraft (4) and Piper (5) collide in haze, off Waterford, CT-- 9
912. 1969 -- June 23, Dominicana de Aviacion 401 takeoff, engine fire, street crash ~Miami IAP, FL-10
913. 1969 -- July 06, Air South 168 system failure and crash, near Monroe, GA -- 14
914. 1969 -- Aug 04, USN C47 plane crash, Andes Mountains near Los Quenes, Chile --all 16
915. 1969 -- Sep 09, Allegheny Air Flight 853 and Piper collide, Fairland, IN -- 83
916. 1969 -- Oct 2, USN C-2A transport plane apparent engine failure/crash, Gulf of Tonkin-- 26
917. 1969 -- Nov 19, Mohawk Airlines Flight 411 plane crash, near Glens falls, NY -- 14
918. 1969 -- Dec 05, Lockheed Lodestar plane structural failure/crash ~Albuquerque, NM--all 11
919. 1969 -- Dec 22, USN jet engine failure; crash kills ground personnel, Miramar NAS, CA-- 14
920. 1970 -- May 02, Overseas Nat. Airways 980 ditched, out of fuel ~St. Croix, Virgin Isl.-- 23
921. 1970 -- Apr 10, USAF C130 Hercules crash after takeoff Naha US Air Base, Okinawa-- 11
922. 1970 -- May 04, USAF Convair T-29D plane crash after takeoff ~Hamilton AFB, CA-- 13

923. 1970 -- July 05, Air Canada Flight 621 plane crash near Toronto, Canada --24 (US) of 109  
 924. 1970 -- Aug 03, storm/lightning, Navy P3A Orion turbulence breakup ~Searchlight NV-- 10  
 925. 1970 -- Aug 9, LANSA 502 takeoff crash (49 US HS students) ~Cuzco AP, Peru --101/US54-55  
 926. 1970 -- Sep 08, Trans International Air 893, takeoff plane crash, JFK AP, NY -- 11  
 927. 1970 -- Oct 2, Golden Eagle Aviation charter crash, WSU FB team, w. of Silver Plume, CO--32  
 928. 1970 -- Oct 02, USAF C-130 transport plane crash into mountain near Taipei, Taiwan-- 43  
 929. 1970 -- Nov 14, Southern Airways Flight 932 plane crash, Huntington, WV, -- 75  
 930. 1970 -- Nov 27, Capitol Air Douglas DC-8 takeoff plane crash, Anchorage, AK -- 47  
 1970 -- The year.<sup>68</sup>

### AVIATION – Master Set -- Chronological:

- 1971 -- Jan 07, USAF B52 crash off Big Rock Pt. ~Charlevoix, Little Traverse Bay, MI-- 9  
 1971 -- Feb 03, Newberry Flying Service crash, overshot runway, Columbia, SC -- all 6  
 1971 -- Feb 26, Florida Community Bank Volpar missed approach crash, Columbia SC-- 8  
 1971 -- Mar 06, Beechcraft Bonanza crash, final approach turn (icing?), Harrison, AR-- 6  
 931. 1971 -- May 06, Apache Airlines Carstedt jetliner, wing failure/crash Coolidge, AZ --all 12  
 932. 1971 -- June 06, Hughes Air 706 and Marine Corps Phantom II collide, Duarte, CA -- 50  
 933. 1971 -- June 07, Allegheny Airlines approach crash in fog, New Haven, CT<sup>69</sup> -- 28  
 934. 1971 -- June 13, USAF C-135B monitoring French nuclear test, crashes, No. Pacific--all 24  
 935. 1971 -- June 27, takeoff crash, Shelter Cove Sea Park Co. plane, Shelter Cove, CA -- 17  
 936. 1971 -- Aug 18, USAF Chinook helicopter loses blade/crashes ~Pegnitz, W. Germany-- 37  
 937. 1971 -- Sep 04, Juneau approach crash, Alaska Air 1866, Mt. Fair (Chilkats), AK -- 111  
 1971 -- Sep 25, Mantwo Inc Beechcraft takeoff crash, Gen. Mitchell Field, Milwaukee WI-- 6  
 938. 1971 -- Oct 16, Scenic Air Cessna 402 plane crash/adverse weather, Peach Springs, AZ-- 10  
 939. 1971 -- Oct 21, Chicago & Southern Airlines 804 approach crash in fog, Peoria IL --all 16  
 940. 1971 -- Nov 12, USAF Lockheed C-130 takeoff plane crash/fire, Little Rock AFB, AR--10  
 941. 1971 -- Dec 12, USN C2 Greyhound out of Cubi Point NAS Philippines crash at sea--all 10
- 1972 -- Feb 19, USAF C-130 (5) & T-37 (0) planes collide, near Little Rock AFB, AR-- 5  
 942. 1972 -- Mar 03, Mohawk Airlines N7818M plane crash, Albany, NY -- 17  
 1972 -- Apr 09, rented Cherokee-6, fam. outing, loses power/crashes ~AP, Fort Payne AL--7  
 943. 1972 -- May 03, TN Air National Guard C124 crash 40M from Zanderij IAP, Suriname--11  
 944. 1972 -- May 29, helicopter carrying oil rig workers crashes, 3 miles south Dulac, LA-- 11  
 945. 1972 -- June 03, Brunswick ME-based US Navy P-3 Orion plane crash, mt., Morocco-- 14  
 946. 1972 -- June 29, North Central Air (5) & Air Wisconsin Inc. (8) collide ~Appleton, WI-- 13  
 1972 -- Sep 07, Piper Navajo loss of control AP approach crash, near Columbus, MS-- all 6  
 947. 1972 -- Sep 24, air show plane crash into ice cream parlor and fire, Sacramento, CA --22-23  
 948. 1972 -- Nov 17, Metro Air System (N2700S) plane crash, Elkton, KY -- 11  
 949. 1972 -- Dec 05, USAF C-130/12 crew, collides with SC ANG F-102, ~Conway, SC -- 13

---

<sup>68</sup> One might infer that 1970 was not a very good year for US aviation. But, Col. Edgar Haine has written: "In 1970 there were no scheduled airline fatalities in the [US], which was the best record since 1938 when air accidents were first tabulated by the Federal government. Considering all air operations including domestic, overseas, and cargo flights, 1970 had the second lowest fatality frequency since 1957. While luck had a part in this achievement, the advent of the jumbo jet Boeing 747 helped make these statistical improvements." (*Disaster in the Air*. NY: 2000, 23)

<sup>69</sup> Cross-listed under Fog as contributing condition.

950. 1972 -- Dec 08, United Flight 533 plane crash, Midway Airport, Chicago, IL -- 45  
 1972 -- Dec 16, USCG helicopter/4 with rescued boat crew/4 crashes, Gulf of Mex., off FL--8
951. 1972 -- Dec 20, North Central & Delta planes collide in fog, O'Hare AP, Chicago, IL<sup>70</sup>--10  
 1972 -- Dec 20, private Cessna stalls in circling landing approach, Eden Prairie, MN-- all 5
952. 1972 -- Dec 29, Eastern Airlines Flight 401 plane crash, Everglades, FL -- 101

**AVIATION – Master Set -- Chronological:**

953. 1973 -- Feb 07, US Navy Corsair II jet crash into apartment bldg., fire, Alameda, CA<sup>71</sup>-- 11  
 1973 -- Feb 26, Lear jet hits birds on takeoff, crashes ~Peachtree-Dekalb AP ~Atlanta, GA--7
954. 1973 -- Mar 08, US Army Golden Knights parachute team plane crash, Silk Hope, NC-- 14
955. 1973 -- Apr 12, NASA Convair and Navy P-3C Orion planes collide, Sunnyvale CA-- 16
956. 1973 -- July 22, Pan Am 816 plunges into sea after takeoff, Papeete, Tahiti --78/U.S. 35
957. 1973 -- July 23, Ozark Air Flight 809 plane crash, hit by downburst, St. Louis, MO -- 38
958. 1973 -- July 31, Delta Air Flight 723 crash in fog, seawall, Logan, Boston, MA<sup>72</sup> -- 89
959. 1973 -- Aug 28, USAF Military Airlift Command transport crash near Hueva, Spain-- 24
960. 1973 -- Sep 27, Texas International Air N94230 plane crash, Black Fork Mt., AR -- 11
961. 1973 -- Oct 14, USAF F4E jet crash into US Army personnel carrier ~Weissenburg, FRG-- 11  
 1973 -- Oct 15, USAF C-130 Hercules flies into fog-shrouded Sugar Loaf Mt., AR -- all 7
962. 1973 -- Dec 11, US Navy R6D-1 crash, Great Sitkin Island (Adak approach), AK -- 10
963. 1974 -- Jan 06, Air East Airlines N125AE plane crash, Johnstown, PA -- 12
964. 1974 -- Jan 30, Pan Am 806 landing crash and fire, Pago-Pago, American Samoa -- 97
965. 1974 -- Mar 13, Sierra Pacific Air fl. 802 charter crash into Mt. near Bishop, CA --all 36
966. 1974 -- Apr 11, Panorama Air sightseeing plane crash, Mauna Loa, Hawaii Isl., HI -- 11
967. 1974 -- Apr 22, Pan Am #812, Hong King to LA, crash, Mesehe Mt. Indonesia--107, US 26  
 1974 -- Aug 09, Piper Comanche charter crash 3/8M NE Jackson Municipal AP, MN-- 6  
 1974 -- Aug 10, Piper Aztec loss of control at too-low altitude, Fergus Falls, MN -- all 8
968. 1974 -- Sep 08, TWA Flight 841, Tel Aviv to NYC, terrorist bomb, Ionian Sea--US 20 of 88
969. 1974 -- Sep 11, Eastern Air Flight 212 plane crash in fog, Charlotte, NC -- 72  
 1974 -- Sep 11, Piper Aztec crash, Austin, MN -- all 6
970. 1974 -- Dec 01, TWA Flight 514 flies into Mt. Weather, VA -- 92  
 1974 -- Dec 11, Iowa Aviation Cessna 210L crash on I-20, heavy rain, Brandon, MS-- all 5
971. 1975 -- Jan 09, planes collide, Golden West Air #261 & Cessna, Whittier, CA -- 14  
 1975 -- Jan 09, USAF Convair and Cessna collide 4 miles west of Newport News, VA-- 9
972. 1975 -- Mar 20, USAF transport plane crash, Olympic Nat. Park, Mt. Constance, WA-- 16
973. 1975 -- Apr 04, Operation Babylift C-5 crash ~Tan Son Nhut AB, Vietnam--50-52US of 155
974. 1975 -- May 13-14, US freighter *Mayaguez* rescue mission, Koh Tang Island, Cambodia--37  
 May 13, USAF helicopter crash, *Mayaguez* support mission, Thailand --23<sup>73</sup>  
 May 14, USAF helicopter crash (*Knife 21*), Koh Tang Island, Cambodia -- 1

<sup>70</sup> Cross-listed in Fog as a Contributing Factor.

<sup>71</sup> Cross-listed in Fire-Structural. The pilot was believed to have died prior to the crash, one person on the ground killed by the crash, and eight by fire, with one additional death to an unattributed cause.

<sup>72</sup> Cross-listed in Fog as contributing condition.

<sup>73</sup> Additionally four US Marines were killed in combat (1) or captured and executed by the Khmer Rouge (3).

- May 14, USAF helicopter crash (*Knife 31*), Koh Tang Island, Cambodia --13
975. 1975 -- June 24, Eastern Flight 66 plane crash, microburst, JFK Airport, NY -- 113
976. 1975 -- Aug 30, Wien Air Alaska approach crash in fog, Sevuokuk Mt. ~Gambell, AK-- 10
977. 1975 -- Sep 26, USAF Sikorsky CH-53 helicopter crash, east of Paderborn, W Germany-16  
1975 -- Nov 04, McJunkin Corp. Beechcraft King Air takeoff crash, Charleston, WV-- all 6

**AVIATION – Master Set -- Chronological:**

978. 1976 -- Apr 23, Petroleum Helicopters Inc. crash, Gulf of Mexico, off coast of LA -- 12
979. 1976 -- Apr 27, American Air Flight 625, plane crash, St. Thomas, US Virgin Islands-- 37
980. 1976 -- Aug 28, USAF C41 wing lost, severe thunderstorm, crash ~Peterborough, UK-- 18
981. 1976 -- Aug 28, USAF C-41 plane crash, Soendre Stromfjord AFB, Greenland<sup>74</sup> –13US/23
982. 1976 -- Sep 26, USAF KC-135 Stratotanker (61-0296) plane crash, near Alpena, MI-- 15
983. 1976 -- Sep 26, Johnson & Johnson Gulfstream plane crash, Hot Springs, AR -- 11
- 1977 -- Feb 24, PA State DOT plane crash, (1 on ground), Bressler PA, Swatara Twp.-- 9
984. 1977 -- Mar 27, KLM 4805 & Pan Am 1736 collide, fog, Tenerife Airport, Canary Is.--339
985. 1977 -- Apr 04, thunder/hailstorm, Southern Air Flight 242 plane crash, Hope, GA<sup>75</sup>-- 72
986. 1977 -- June 21, USN TACAMO EC130Q Hercules takeoff crash, off Wake Island -- 16
987. 1977 -- Sep 06, Alaska Aeronautical Industries fl. 302 plane crash, Mt. Iliamna, AK-- 13
988. 1977 -- Sep 14, USAF EC-135K crash, Mt., Manzano range near Albuquerque, NM-- 20  
1977 -- Oct 20, Lynyrd Skynyrd Band plane crash near Gillsburg, MS -- 6
989. 1977 -- Oct 21, USMC Sikorsky helicopter crash with troops, Mindoro, Philippines -- 24
990. 1977 -- Dec 08, PHI helicopter hits oil rig crane, Gulf of Mex, near Marsh Island, LA-- 17
991. 1977 -- Dec 11, Brunswick NAS-based USN Orion crash, fog, Mt El Hierro, Canary Isl.--13
992. 1977 -- Dec 13, Univ. of Evansville basketball charter plane crash, Evansville, IN --all 29
993. 1978 -- Feb 10, Columbia Pacific Airlines N199EA plane crash, Richland, WA -- 17  
1978 -- Apr 23, Piper Navajo Chieftain charter crash, sevr. turbulence, Arlington, IN-- all 9
994. 1978 -- Aug 25, Webber Air charter crash, Sumner Strait, NW of Prince of Wales Isl., AK-12
995. 1978 -- Aug 30, Las Vegas Airlines Flight 44 takeoff crash, North Las Vegas, NV -- 10  
1978 -- Sep 04, church-hired helicopter crashes into churchyard festival, Derry, PA -- 8  
1978 -- Sep 8, low USAF C130 crash into ridge ≈8 miles north of Little Rock AFB, AR-- 8  
1978 -- Sep 22, USN P-3B plane crash after engine failure/loss, near Poland ME -- all 8  
1978 -- Sep 25, Pacific Southwest 182/Cessna collide, fall onto homes, fire, San Diego, CA-- 144
996. 1978 -- Oct 06, USN C-118 transport crashes into hill in fog near Santiago, Chile -- 16  
1978 -- Nov 06, Beechcraft Duke loses one engine, family of 7/pilot killed ~Jackson, MS--8
997. 1978 -- Nov 30, two planes crash; USAF C-130/6, Cottageville, SC/6; Piper, Albany AP, GA-11  
1978 -- Dec 10, USAF C-130 Hercules plane crash, landing phase, Ft. Campbell, KY-- 5
998. 1978 -- Dec 28, United Airlines N8082U plane crash, Portland, OR -- 10
- 1979 -- Jan 17, helicopters collide (four on USCG) & 1 on civilian, Opa-Locka, FL -- all 5  
1979 -- Mar 01, Universal Air takeoff crash (unsecured baggage door), ~Gulfport MS--all 8

<sup>74</sup> Were 13 immediate US deaths and 8 Greenland (Dutch) passenger fatalities. Two more died about two weeks later – Greenland passengers? Greenland is an autonomous country within the Kingdom of Denmark.

<sup>75</sup> Cross-listed in Hail as a contributing condition.

999. 1979 -- May 25, American Airlines #191 takeoff crash, O'Hare IAP, Chicago, IL -- 273  
 1000. 1979 -- May 30, Downeast Airlines #46 approach crash, Owls Head ~Rockland, ME-- 17  
 1001. 1979 -- June 11, US Forest Service plane crash, Selway Riv., Nez Perce Nat. Forest, ID--10  
 1979 -- Aug 04, Boise Air Service Cessna T210M crash, Pistol Creek, ID -- all 6  
 1002. 1979 -- Sep 14, Butler Aircraft Inc. DC-7 plane crash, Surveyor Mountain, OR -- 12  
 1003. 1979 -- Oct 27/28, Mexican General Prosecutor Office plane crash, San Ysidro, CA-- 10  
 1004. 1979 -- Oct 31, Western Airlines Flight 2605 crash, Mexico City Int. Airport --34 US of 73  
 1005. 1979 -- Nov 28, Air New Zealand sightseeing crash, Mount Erebus, Antarctica-24US of 257

**Aviation Events – Master Set -- Chronological (continued):**

1006. 1980 -- Mar 14, USAF C130 wing explosion and crash near Yenice, Cilicia, Turkey -- 18  
 1007. 1980 -- Mar 14, Polish Air approach crash (US boxing team) ~Warsaw AP, Poland--87, US/31  
 1008. 1980 -- Mar 27, Lufkin Inc., Beechcraft plane crash (icing), fire, ~Parker, CO -- 10  
 1009. 1980 -- June 12, Air Wisconsin flight 965 crash (storm, engine failure), Valley, NE -- 13  
 1010. 1980 -- June 18, Cessna 182 and Cessna 310 collide, East Maroon Pass ~Aspen, CO --all 10  
 1011. 1980 -- Aug 6, Air Logistics helicopter crash with oil platform workers, off Houma, LA-13  
 1012. 1980 -- Sep 12, Florida Commuter Airlines crash (not found) off Freeport, Bahamas-- 34  
  
 1013. 1981 -- Feb 26, USAF MC-130 plane crash, off NAS Cubi Pt., Philippines --(17 US) 23  
 1014. 1981 -- Apr 17, planes collide, Air US 716 & Sky West Parachute, Loveland, CO -- 15  
 1015. 1981 -- May 26, USN EA-68 Prowler plane crash, USS *Nimitz*, off Jacksonville, FL<sup>76</sup>-- 14  
 1016. 1981 -- May 06, USAF EC-135N plane crash, Walkersville, near Frederick, MD -- 21  
 1017. 1981 -- Dec 05, crash (pilot error), Jump Hawaii Club Beechcraft C-45, Honolulu, HI-- 11  
  
 1018. 1982 -- Jan 13, Air Florida 90 plane crash, 14<sup>th</sup> St. Bridge/Potomac River, Wash., DC-- 78  
 1019. 1982 -- Mar 19, USAF KC-135 tanker explosion / crash near Wonder Lake, IL -- 27  
 1020. 1982 -- Apr 02, US Navy transport plane crash, Mediterranean island of Crete -- 11  
 1021. 1982 -- Apr 13, USAF C-130 Hercules transport wing failure/crash ~Gevenlik, Turkey--27  
 1022. 1982 -- July 9, Pan Am 759 takeoff crash (windshear), NOIA, Kenner, LA<sup>77</sup> --153-154  
 1023. 1982 -- July 28, Last Days Ministries sight-seeing takeoff plane crash, Lindale, TX-- 12  
 1982 -- Aug 31, USAF C-141 transport plane crash, John's Knob, Cherokee Nat., TN-- 9  
 1982 -- Sep 11, USAF Chinook crash, Airshow, near Mannheim, Germany --46, U.S. 7-8  
 1024. 1982 -- Oct 17, private Beechcraft C-45 parachuting jump plane crash near Taft, CA-- 14  
  
 1025. 1983 -- Apr 30, USN C-131 engine fire/crash, St. John's Riv., ~Jacksonville NAS, FL-- 14  
 1026. 1983 -- June 2, Air Canada Fl. 797 in-flight hidden fire, emer. landing, Covington, KY-- 23  
 1027. 1983 -- June 16, US Navy P-3B Orion (152720) crash into mountain, Kauai, HI -- 14  
 1983 -- July 10/11, US Army CH-47 Chinook helicopter crash, South Fox Island, MI-- 6  
 1028. 1983 -- Aug 17, Las Vegas Airlines Flight 88 flies into mountain, Grand Canyon, AZ-- 10  
 1029. 1983 -- Aug 21, Landry Aviation plane with skydivers stalls/crashes, Silvana, WA -- 11  
 1030. 1983 -- Sep 1, Korean Air 007 (NY to Seoul) shot down by USSR off Sakhalin Isl.<sup>78</sup> 269 (US 61-94)

<sup>76</sup> Cross-listed in Maritime.

<sup>77</sup> The difference in number of fatalities is whether or not one includes the death of an unborn seven-month-old fetus. On July 13, 1982 the Jefferson Parish coroner added the unborn fetus to his list of deaths (154).

<sup>78</sup> 61-62 were U.S. citizens (depending on source). Thirty-two were foreign nationals living in the U.S.

1031. 1983 -- Oct 11, Air Illinois (N748LL) plane crash, Pinckneyville, IL -- 10

**Aviation Events -- Master Set -- Chronological (continued):**

1032. 1984 -- Feb 29, USAF C-130 Hercules plane crash, near Borja, Spain --(17 US) of 18

1033. 1984 -- Mar 24, USMC helicopter crash into Mt., 24M no. of Pohang So. Korea --18 of 29

1034. 1984 -- Aug 24, Wings West Air (15) & Rockwell Comd. (2) collide, San Luis Obispo, CA-- 17

1035. 1984 -- Dec 6, Provincetown-Boston Airlines 1039 takeoff crash, Jacksonville AP, FL-- 13

1036. 1985 -- Jan 21, Galaxy Air Charter Flight 203 plane crash, Reno, NV -- 70

1037. 1985 -- Jan 22, USAF plane crash into sea, approach to Trujillo Airport, Honduras -- 21

1038. 1985 -- Mar 13, US Army Black Hawk (technical failure?) crash, Fort Bragg, NC --all 12

1039. 1985 -- May 6, USMC CH-53D helicopter crash into Sea of Japan off Yakushima -- 17

1040. 1985 -- Aug 2, Delta Flight 191, wind shear, crash, Dallas-Fort Worth IAP, TX -- 137

1041. 1985 -- Sep 6, Midwest Express Airlines 105 crash upon departure, Milwaukee, WI-- 31

1042. 1985 -- Sep 23, Henson Airlines 1517 approach crash, Hall Mt. (~Staunton), VA -- 14

1043. 1985 -- Sep 29, Skydiving Crash, Westwind Sports/Parachute Ctr., Jenkinsburg, GA-- 17

1044. 1985 -- Oct 15, USMC Sea Knight helicopter off USS *Guadalcanal* crash, Onslow Bay, NC--15

1985 -- Nov 23, twin-engine Beech plane crash, Boca Raton, FL (all aboard killed) -- 6

1045. 1985 -- Dec 12, crash, US Military charter, Arrow Air #1285, Gander, NFLD, Can.-- 256

1985 -- Dec 31, Century Equip. C-47 plane fire/crash (Ricky Nelson), ~DeKalb, TX-- 7

1986 -- Jan 28, *Challenger* Space Shuttle break-up (O-Ring), Cape Canaveral, FL -- 7

1046. 1986 -- Apr 02, USAF Hercules C-130 plane crash, Magdalena, NM -- 11

1047. 1986 -- June 18, Grand Canyon Air/Helitech helicopter collide, Grand Canyon, AZ -- 25

1986 -- Aug 29, USN CH-46 helicopter crash, carrier USS *Saipan* off Bodoe, Norway-- 8

1048. 1986 -- Aug 31, Aeronaves de Mexico 498 & Piper collide, Cerritos, CA (15 on ground)--82

1049. 1987 -- Jan 15, Sky West N163SW plane crash, Salt Lake City, UT -- 10

1987 -- Jan 20, US Army Beechcraft & business Piper collide over Independence, MO-- 6

1987 -- Mar 04, Northwest Airlinck crash, Detroit/Wayne County Airport, Romulus, MI-- 9

1050. 1987 -- June 22, US Army helicopter reservist training flight crash, Ft. Hood, TX --all 10

1051. 1987 -- July 04, private (band) Beechcraft crash, near Flathead Lake, Lakeside, MT-- 10

1052. 1987 -- Aug 16, Northwest Airlines Flight 255 takeoff crash, hits cars, Detroit, MI -- 156

1987 -- Sep 28, bird strike and plane crash, USAF B1-B, La Junta, CO -- 3

1053. 1987 -- Oct 20, USAF A-7D Jet crash, Ramada Inn, Wayne Twp., ~Indianapolis, IN-- 10

1054. 1987 -- Nov 15, Continental Airlines Flight 1713 DC-9 takeoff crash, Denver, CO -- 28

1055. 1987 -- Nov 23, Ryan Air Flight 103, Beechcraft 1900C, approach crash, Homer, AK-- 18

1056. 1987 -- Dec 07, Pacific SW No, 1771 hijacked; crashes, Cayucos, CA<sup>79</sup> -- 43

1057. 1987 -- Dec 21, Petroleum Helicopters, Inc. oil rig landing crash, Gulf of Mex. off LA-- 15

1058. 1988 -- Feb 19, AVAir Inc. Fairchild Metro III (Air Virginia) takeoff crash, Cary, NC-- 12

1059. 1988 -- Feb 25, Ft. Hood Army Chinook helicopter engine failure and crash, Chico, TX--10

1060. 1988 -- Mar 08, US Army Blackhawks collide mid-air, Fort Campbell, KY/TN<sup>80</sup> -- 17

<sup>79</sup> Cross-listed in Violence-Mass Murder.

<sup>80</sup> The collision occurred over western KY-TN border, with one Blackhawk falling on KY side, the other in TN.



- 1988 -- June 08, Air Nat. Guard C-130 crash, touch-and-go-landing, Greenville, MS-- 6  
 1061. 1988 -- July 3, USS *Vincennes* missile cruiser shoots down Iran Air 655, Persian Gulf<sup>81</sup>-290  
 1062. 1988 -- Aug 31, Delta Air Flight 1141 takeoff crash/fire, Dallas/Fort Worth AP, TX-- 14  
 1063. 1988 -- Oct 25, USMC CH-46/UH-1N helicopters crash, Goldwater Gun. Range, AZ-- 10  
 1064. 1988 -- Dec 21, Pan Am Flight 103 blown-up over Lockerbie, Scotland<sup>82</sup> --(189 US) 270

**Aviation -- Master Set -- Chronological -- continued:**

1065. 1989 -- Jan 31, USAF SAC tanker crash, Dyess Air Force Base, TX -- 19  
 1066. 1989 -- Feb 19, Las Vegas Flyers Cessna 402 crash, Santa Ana Mts. ~Corona, CA -- 10  
 1989 -- Feb 24, United 811 (355 aboard) cargo door failure over Pacific near Hawaii-- 9  
 1067. 1989 -- Mar 12, USAF CH-3C 'copter crash 20 miles NW of Tucson, ~Marana, AZ-- 15  
 1068. 1989 -- Mar 20, USMC Sea Stallion Helo engine mal./crash, Mt., ~Pohang, S. Korea-- 19  
 1069. 1989 -- May 29, USMC CH46 Sea Knight helicopter crashes, trng. exer., off Okinawa-- 14  
 1070. 1989 -- June 11, Scenic Air Tours (N34AP) plane crash, Waipio Valley, HI -- 11  
 1071. 1989 -- July 19, United Flight 232 hydraulic system failure & crash, Sioux City, IA<sup>83</sup>--112  
 1072. 1989 -- Sep 27, Grand Canyon Airlines Flight 5 (sightseeing) crash, Tusayan, AZ -- 10  
 1073. 1989 -- Oct 28, Aloha Island Air Flight 1712 crash into high terrain, Molokai, HI -- 20  
 1989 -- Dec 01, US Army CASA 212 plane crash, Patuxent River NAS, MD -- 5  
  
 1074. 1990 -- Jan 25, Avianca #52 runs out of fuel/crashes, Cove Neck, Long Island, NY -- 73  
 1075. 1990 -- Feb 21, two USA 'copters crash (Iroquois/9, OH-58/2) ~Punta Diego, Panama Canal--11  
 1076. 1990 -- Aug 29, USAF C-5A Galaxy plane crash, Ramstein U.S. Air Base, Germany-- 13  
 1990 -- Dec 3, fog, runway collision/fire, Northwest 1482 & 299, DTW AP, Romulus MI- 8  
  
 1077. 1991 -- Feb 01, landing plane (USAir 1493) hits SkyWest 5569 on runway, LAX, CA-- 34  
 1991 -- Feb 03, Cessna 182 parachute plane collides with private plane, Osceola, WI-- 7  
 1078. 1991 -- Mar 03, United Air Boeing 737 plane crash, Colorado Springs, CO -- 25  
 1079. 1991 -- Mar 16, Reba McEntire band charter plane crash, Otay Mt. near San Diego, CA--10  
 1080. 1991 -- Mar 21, US Navy P-3C's collide mid-air, southwest off San Diego, CA -- 27  
 1081. 1991 -- Apr 05, Atlantic Southeast Air Flight 2311 AP approach crash, Brunswick, GA-- 23  
 1082. 1991 -- July 10, L'Express Airlines Flight 508 plane crash, near Birmingham, AL -- 13  
 1083. 1991 -- Sep 11, Continental Express 2574 breakup and crash, near Eagle Lake, TX -- 14  
  
 1084. 1992 -- Feb 06, KY ANG C-130 Hercules crash, hotel/rest. complex, Evansville, IN-- 17  
 1085. 1992 -- Mar 22, US Air Flight 405, icing, takeoff crash, LaGuardia, NY -- 27  
 1086. 1992 -- Apr 22, Perris Valley Aviation (skydiving) plane crash, Perris, CA -- 16  
 1992 -- May 28, US Marine Corps Hornet crash due to bird-strike, near Gainesville, FL-- 1  
 1087. 1992 -- June 19, Adventure Air crash, Grand Canyon sightseeing, ~Meadview, AZ -- 10  
 1088. 1992 -- Sep 07, Beechcraft parachuting plane crash, Hinckley, IL -- 12

---

<sup>81</sup> No Americans killed. American disaster in that a US Navy vessel, having intruded into Iranian territorial waters, shot down Iranian passenger airliner without definitive knowledge that target was a military one representing a threat. Retrieved onboard screen shots demonstrated that target had been identified with a civilian transponder code, at high altitude and ascending, rather than descending, as was claimed at the time. Cross-listed in Maritime.

<sup>82</sup> Cross-listed in Violence-Bombing and Violence-Terrorism.

<sup>83</sup> 111 deaths at the time and one of the seriously injured who died 31 days later from their burn injuries.

- 1992 -- Oct 07, WV Air National Guard C-130 plane crash, Berkeley Springs, WV -- 6  
 1089. 1992 -- Oct 29, USAF Pave Hawk helicopter crash ~Antelope Island, Great Salt Lake, UT--12  
 1090. 1992 -- Nov 30, two USAF C-141 transport planes collide mid-air, near Harlem, MT-- 13

**Aviation -- Master Set -- Chronological -- continued:**

- 1993 -- Apr 19, plane crash, SD Governor Mickelson & party, near Zwingle, IA -- 8  
 1091. 1993 -- Dec 01, Terrain Express II Airlines/Northwest Airlin crash, Hibbing, MN -- 18
1092. 1994 -- Jan 05, Kimura International Air (charter) crash, near Fort Drum, FL -- 10  
 1093. 1994 -- Mar 23, USAF C-130 & F-16 collide, F-16 hits troops on ramp, Pope AFB, NC--24  
 1094. 1994 -- Apr 14, 2 USAF F-15s shootdown 2 USA Black Hawks, north Iraq --15US of 26  
 1095. 1994 -- June 18, Mexican charter Learjet crash, Dulles IAP approach, Chantilly, VA-- 12  
 1096. 1994 -- July 02, US Air Douglas DC-9 plane crash, Charlotte, NC -- 37  
 1097. 1994 -- Sep 08, US Air Flight 427 crashes, Aliquippa, near Pittsburgh Airport, PA -- 133  
 1098. 1994 -- Oct 31, American Eagle Flight 4148 plane crash, icing, Roselawn, IN -- 68  
 1099. 1994 -- Dec 13, American Eagle 3379 (Flagship Air) approach crash, ~Raleigh, NC-- 15
- 1995 -- Apr 17, plane crash, USAAF C-21 Learjet, near Alexander City Airport, AL-- 8  
 1995 -- Aug 21, plane crash, Atlantic Southeast Airlines 529, near Carrollton, GA<sup>84</sup>-- 9  
 1100. 1995 -- Sep 10, plane crash, Peninsula Sky Diving Club, West Point, VA -- 12  
 1101. 1995 -- Sep 22, USAF AWACS Sentry bird strike crash, Elmendorf AFB, AK -- 24  
 1102. 1995 -- Dec 20, American Air 965 crash, incorrect approach, Buga, Colombia--≤46 US of 159
- 1996 -- Mar 07, US Army Chinook from Fort Campbell crashes near Olmstead, KY-- 5  
 1103. 1996 -- Apr 03, USAF plane crash (Sec. Commerce Ron Brown) ~Dubrovnik, Croatia-- 35  
 1104. 1996 -- May 10, two U.S. Marine Corp helicopters collide, Camp LeJeune, NC -- 14  
 1105. 1996 -- May 11, ValuJet Flight 592 cargo hold fire and crash, Everglades, FL -- 110  
 1996 -- June 18, Army transport helicopters collide and crash, Fort Campbell, KY -- 6  
 1106. 1996 -- July 17, TWA Flight 800, from JFK explodes over Atlantic Ocean off NY -- 230  
 1996 -- Aug 17, USAF C-130 crash, Presidential support mission, ~Jackson Hole, WY-- 9  
 1107. 1996 -- Nov 19, United Express 5925 and Beechcraft planes collide, Quincy, IL -- 14  
 1108. 1996 -- Nov 22, USAF Hercules engine loss & crash, Pacific ~Cape Mendocino, CA-- 10
1109. 1997 -- Jan 09, Comair 3272 crash, snowstorm and icing, near Monroe & Detroit, MI-- 29  
 1110. 1997 -- Aug 6, Korean Air 801 approach crash to Antonio B. Won IAP, Guam--229/US 13
1111. 1998 -- Sep 2, Swissair 111 (NY to Geneva) crashes off Peggy's Cove, N.S., Can--229 (US117)  
 1112. 1998 -- Sep 4, two USAF Pave Hawk helicopters (6&6) collide at night, Nellis Range NV--12
1113. 1999 -- June 01, American Airlines 1420, storm/landing collision, Little Rock, AR -- 11  
 1114. 1999 -- July 31, takeoff crash/Parahawks Skydiving Center plane, Marine City, MI -- 10  
 1115. 1999 -- Sep 25, Big Island Air Piper plane crash (N411WL) Kailua Kona, HI -- 10  
 1116. 1999 -- Oct 31, Egypt Air 990 crash, mass murder, off Nantucket Island, MA<sup>85</sup> -- 217

<sup>84</sup> Eight fatalities at the time or shortly thereafter; one passenger four months later due to burns/inhalation injuries.

<sup>85</sup> Cross-listed in Violence-Mass Murder

**Aviation -- Master Set -- Chronological -- continued:**

1117. 2000 -- Jan 31, Alaska Airlines Flight 261 crash, off Point Mugu, Ventura Co., CA -- 88  
1118. 2000 -- Apr 08, USMC tilt-rotor Osprey V-22 crash, Marana Airport ~Tucson, AZ -- 19  
1119. 2000 -- May 21, charter plane crash (low fuel), Executive Air, near Wilkes Barre, PA-- 19  
1120. 2000 -- Aug 09, USN Patuxent Air charter & private plane collide, Burlington, NJ -- 11
1121. 2001 -- Jan 27, charter plane crash, OK State Univ. basketball members, Strasburg, CO-- 10  
1122. 2001 -- Mar 03, USAF C-23 plane crash (VA NG (18) FL ANG (3)), Unadilla, GA -- 21  
1123. 2001 -- Mar 29, Avjet Corp. Gulfstream III charter crash on approach, Aspen, CO -- 18  
1124. 2001 -- Sep 11, American Airlines #77, Pentagon attack, Arlington, VA<sup>86</sup> -- 189  
1125. 2001 -- Sep 11, American Air hijacked, flown into Pentagon, Arlington VA<sup>87</sup> -- 64  
1126. 2001 -- Sep 11, American 11 hi-hacked, flown into WTC North, NY<sup>88</sup> --1,392-1,431  
1127. 2001 -- Sep 11, American Air 11 hijacked, flown into WTC North, NY<sup>89</sup> -- 87  
1128. 2001 -- Sep 11, United Air 175 hi-jacked, flown into WTC South, NY<sup>90</sup> -- 665  
1129. 2001 -- Sep 11, United Air 175 hi-jacked, flown into WTC South, NY<sup>91</sup> -- 60  
1130. 2001 -- Sep 11, United Airlines N591UA hijacked, crashed, Shanksville, PA -- 45  
1131. 2001 -- Oct 10, PenAir flight 350 crash after takeoff (wing icing), Dillingham, AK -- 10  
1132. 2001 -- Nov 12, American Airlines flight 587 plane crash, Bell Harbor, Queens, NY-- 265
1133. 2002 -- Feb 22, US Army Chinook crashes at sea, exercise off Dumaguete Philippines --all 10  
1134. 2002 -- Aug 07, plane crash, USAF Combat Talon II, Caguas, Puerto Rico -- 10
1135. 2003 -- Jan 08, Air Midwest Flight 5481 takeoff crash (no survivors), Charlotte, NC -- 21  
1136. 2003 -- Mar 11, US Army Blackhawk helicopter crash, Fort Drum, NY -- 11
1137. 2004 -- Mar 23, helicopter crash, Gulf of Mx., flying to oil rig ~60M off Galveston TX--10  
1138. 2004 -- Oct 19, Corporate Airlines (N875JX) plane crash, Kirksville, MO -- 13  
1139. 2004 -- Oct 24, Hendrick Motorsports N501RH plane crash, Martinsville, VA -- 10
1140. 2005 -- Apr 06, US Army Chinook crash in sandstorm near Ghazni, Afghanistan --all 18  
1141. 2005 -- Dec 19, Chalk's Ocean Airways Flight 101 plane crash, off Miami, FL -- 20
1142. 2006 -- Aug 27, Comair Flight 5191 takeoff plane crash, Lexington, KY -- 49
1143. 2007 -- Oct 07, plane crash, Kapowsin Air Sports (skydiving), near Naches, WA -- 10
1144. 2008 -- Aug 22, Red Canyon Aesthetics/Medical Spa plane crash, near Moab, UT -- 10

---

<sup>86</sup> Cross-listed in Violence-Terrorism.

<sup>87</sup> Cross-listed in Violence-Terrorism.

<sup>88</sup> Cross-listed in Violence-Terrorism.

<sup>89</sup> Cross-listed in Violence-Terrorism; figure does not include 5 al-Qaeda Terrorists.

<sup>90</sup> Cross-listed in Violence-Terrorism.

<sup>91</sup> Cross-listed in Violence-Terrorism; figure does not include the five terrorists.

**Aviation -- Master Set -- Chronological -- continued:**

- 2009 -- Jan 04, Sikorsky helicopter hits hawk after takeoff, crashes ~Morgan City, LA-- 8  
1145. 2009 -- Feb 12, Colgan Air/Continental Flight 3407 crash, Clarence Center, NY -- 50  
1146. 2009 -- Mar 22, Pilatus PC-12/45 private jet crash, Butte, MT -- 14  
1147. 2009 -- Oct 26, US Army Chinook crash, dirt blown up from takeoff, anti-drug op., Afghanistan--10
1148. 2011 -- Sep 16, National Championship Air Race crash, Grandstand, Reno, NV -- 11  
2011 -- Nov 23, Ponderosa Aviation Inc. small plane crash, Superstition Mts., AZ -- 6
1149. 2013 -- July 07, Rediske Air-Taxi crash, de Havilland DHC3 Otter, Soldotna, AK -- 10
- 2014 -- Dec 08, Sage Aviation AP approach crash into houses, fire, Gaithersburg MD-- 6
1150. 2015 -- Mar 10, U.S. Army Blackhawk helicopter crash, Gulf, off Navarre Beach, FL-- 11  
1151. 2015 -- Oct 2, USAF C130 takeoff crash, yoke blocked by pilot, Jalalabad AP, Afghanistan, 11US of 14  
2015 -- June 25, plane crash, cruise ship passengers, ~25M from Ketchikan, SE AK-- 9  
1152. 2015 -- Oct 2, USAF C130 takeoff crash, yoke blocked by pilot, Jalalabad AP, Afghanistan, 11US of 14  
2015 -- Nov 10, company jet crash into apt. bldg. on airport approach, Akron, OH -- 9
1153. 2016 -- Jan 14, two US Marine Corps. helicopters crash off Haleiwa, Oahu, HI -- 12  
1154. 2016 -- July 30, hot air balloon hits power lines/burns/crashes, near Lockhart TX -- 16
1155. 2017 -- July 10, USMC KC-130 (NY Reserve) crash, with Sp. Ops team, Leflore Co., MS--16
- 2018 -- May 02, Puerto Rico Air National Guard C-130 plane crash near Savannah, GA-- 9
1156. 2019 -- June 21, skydiving charter plane crash, Dillingham Airfield, Oahu, HI -- 11  
1157. 2019 -- June 30, plane crash into AP hangar on takeoff, near no. Dallas, Addison, TX-- 10  
2019 -- Oct 02, Collings Fdn. B17 Flying Fortress landing crash, Windsor Locks AP, CT-- 7  
2019 -- Nov 30, Pilatus PC-12 plane crash during initial climb, Chamberlain Airport, SD-- 9
1158. 2022 -- Sep 04, floatplane crash in Puget Sound off Whidbey Island, WA --all 10  
2023 -- Mar 30, USA Black Hawk helicopters collide, night training, Cadiz, Trigg Co., KY-- 9

**AIRSHIPS -- Balloons, Blimps, Dirigibles Subset -- Aviation Disasters -- By MORTALITY**

1. 1933 -- Apr 04, storm, USN dirigible *Akron* crash/73, 2 rescuers, off Barnegat City, NJ-- 75
  2. 1922 -- Feb 21, dirigible airship *Roma* Crashes, Hampton Roads Naval Base, VA -- 34
  3. 1960 -- July 06, USN Airship (blimp) envelope tear and crash off Barnegat City, NJ -- 18
  4. 2016 -- July 30, hot air balloon hits power lines/burns/crashes, near Lockhart TX -- 16
  5. 1925 -- Sep 03, Navy dirigible *Shenandoah* upset by storm/breakup/crash ~Marietta OH-- 14
  6. 1919 -- July 21, dirigible *Wingfoot* fire/crash (3) into bank skylight (10), Chicago, IL -- 13
  7. 1942 -- Jun 08, USN dirigible airships collide, *Defender/G-1*, Ocean, ~Lakehurst, NJ -- 12
  8. 1944 -- May 16, dirigible airship K-5 crash, Lakehurst NAS, NJ -- 10
- 1944 -- Apr 19, USN Airship K-133, Houma NAS, LA, downs in T-storm, Gulf of MX-- 9  
1945 -- May 03, USN blimp engine fire leads to cover fire and crash, Santa Ana, CA -- 8  
1993 -- Aug 08, Cameron balloon collides with static power line/crashes, ~Woody Creek CO--6  
1921 -- Mar 23, USN Free Balloon from NAS Pensacola, FL downs in Gulf of Mexico-- 5

**AIRSHIPS --Balloons, Blimps, Dirigibles Subset--Aviation Disasters--CHRONOLOGICAL**

1. 1919 -- July 21, Dirigible *Wingfoot* fire/crash (3) into bank skylight (10), Chicago, IL -- 13
- 1921 -- Mar 23, USN Free Balloon from NAS Pensacola, FL downs in Gulf of Mexico-- 5
2. 1922 -- Feb 21, Dirigible Airship *Roma* Crashes, Hampton Roads Naval Base, VA -- 34
3. 1925 -- Sep 03, Navy Dirigible *Shenandoah* upset by storm/breakup/crash ~Marietta OH-- 14
4. 1933 -- Apr 04, Storm, USN dirigible *Akron* crash/73, 2 rescuers, off Barnegat City, NJ-- 75
5. 1942 -- Jun 08, USN Dirigible Airships Collide, *Defender/G-1*, Ocean, ~Lakehurst, NJ-- 12
- 1944 -- Apr 19, USN Airship K-133, Houma NAS, LA, downs in T-storm, Gulf of MX-- 9
6. 1944 -- May 16, USN Dirigible Airship (Blimp) K-5 Crash, Lakehurst NAS, NJ -- 10
- 1945 -- May 03, USN blimp engine fire leads to cover fire and crash, Santa Ana, CA -- 8
7. 1960 -- July 06, USN Airship (blimp) envelope tear and crash off Barnegat City, NJ -- 18
- 1993 -- Aug 08, Cameron balloon collides with static power line/crashes, ~Woody Creek CO--6
8. 2016 -- July 30, hot air balloon hits power lines/burns/crashes, near Lockhart TX -- 16

### **AVIATION Air Show & Racing Incidents – Deadliest American – By MORTALITY**

1. 1972 -- Sep 24, air show plane crash and fire, Ice Cream Parlor, Sacramento, CA<sup>92</sup> --22-23
2. 1951 -- Sep 15, airshow stunt plane crash kills 19 spectators and pilot, Flagler, CO -- 20
3. 2011 -- Sep 16, National Championship Air Race crash into Grandstand, Reno, NV<sup>93</sup>-- 11
4. 1930 -- Apr 27, plane buzzes spectators, crashes at air show near Fayetteville, TN -- 9
5. 1982 -- Sep 11, USAF Chinook crash at airshow, near Mannheim, Germany --46, U.S. 7-8
6. 1946 -- Aug 9, USAAF A-26 Invaders collide, ground casualties, No. Montana State Fair, Great Falls-- 7
7. 1922 -- Sep 23, US bomber crashes, “Flying Circus”, Mitchel Field, Mineola, NY -- 6
8. 1940 -- Oct 20, plane catches parachute’s shrouds, crashes, Marianna Airshow, AR -- 6
9. 1945 -- May 27, USAAF XP-55 Ascender crash debris hits car, air show, Wright Field, Dayton OH--5
10. 1949 -- Sep 05, P-51 Mustang plane crash, Cleveland Air Races, OH -- 3

### **AVIATION Air Show and Racing Incidents – Deadliest American – CHRONOLOGICAL**

1. 1922 -- Sep 23, US bomber crashes, “Flying Circus”, Mitchel Field, Mineola, NY -- 6
2. 1930 -- Apr 27, plane buzzes spectators, crashes at Air Show near Fayetteville, TN -- 9
3. 1940 -- Oct 20, plane catches parachute’s shrouds, crashes, Marianna Airshow, AR -- 6
4. 1945 -- May 27, USAAF XP-55 Ascender crash debris hits car, air show, Wright Field, Dayton OH--5
5. 1946 -- Aug 9, USAAF A-26 Invaders collide, ground casualties, No. Montana State Fair, Great Falls-- 7
6. 1949 -- Sep 05, P-51 Mustang plane crash, Cleveland Air Races, OH -- 3
7. 1951 -- Sep 15, airshow stunt plane crash kills 19 spectators and pilot, Flagler, CO -- 20
8. 1972 -- Sep 24, Air Show plane crash/fire, at Ice Cream Parlor, Sacramento, CA --22-23
9. 1982 -- Sep 11, USAF Chinook crash, airshow, near Mannheim, Germany --46, U.S. 7-8
10. 2011 -- Sep 16, National Championship Air Race crash into grandstand, Reno, NV<sup>94</sup> -- 11

---

<sup>92</sup> Attempting to takeoff to fly home at conclusion of airshow.

<sup>93</sup> Cross-listed in Aviation.

<sup>94</sup> Cross-listed in Aviation.

**BIRD STRIKES** Subset – **Aviation Disasters** – **By Mortality**

1. 1960 -- Oct 4, Eastern Airlines Electra hits birds, crashes, Logan, Boston, MA -- 62
2. 1995 -- Sep 22, USAF Boeing AWACS bird strike crash, Elmendorf AFB, AK -- 24
3. 1962 -- Nov 23, plane/bird collision, United 297, Near Ellicott City, MD -- 17

Other:

- 2009 -- Jan 4, Sikorsky helicopter hits hawk after takeoff, crashes ~Morgan City, LA -- 8  
1973 -- Feb 26, Lear jet hits birds on takeoff, crashes ~Peachtree-Dekalb AP ~Atlanta, GA--7  
1948 -- Mar 26, private Beechcraft 35 Bonanza hits buzzard, crashes, Bardstown, KY -- 5  
2008 -- Mar 04, bird strike, Cessna 500, near Wiley Post Airport, OK City, OK -- 5  
1987 -- Sep 28, USAF B1-B bird strike and plane crash, La Junta, CO -- 3  
2007 -- Oct 23, UND Piper 44 bird strike/plane crash, Minneapolis to Grand Forks, ND-- 2  
1912 -- Apr 03, 1<sup>st</sup> recorded plane fatality due to bird strike, C. P. Rogers -- 1  
1936 -- July 25, Seaman Gladstone thrown from plane, bird collision-prevention maneuver- 1  
1992 -- May 28, U.S. Marine Corps Hornet crash due to bird-strike, near Gainesville, FL-- 1

**BIRD STRIKES** Subset – **Aviation Disasters** – **Chronological**

- 1912 -- Apr 03, 1<sup>st</sup> recorded plane fatality due to bird strike, C. P. Rogers -- 1
1. 1936 -- July 25, Seaman Gladstone thrown from plane, bird collision-prevention maneuver--1
- 1948 -- Mar 26, private Beechcraft 35 Bonanza hits buzzard, crashes, Bardstown, KY -- 5
2. 1960 -- Oct 04, Eastern Airlines Electra hits birds, crashes, Logan, Boston, MA -- 62
  3. 1962 -- Nov 23, plane/bird collision, United 297, Near Ellicott City, MD -- 17
- 1973 -- Feb 26, Lear jet hits birds on takeoff, crashes ~Peachtree-Dekalb AP ~Atlanta, GA--7
- 1987 -- Sep 28, USAF B1-B bird strike and plane crash, La Junta, CO -- 3
- 1992 -- May 28, U.S. Marine Corps Hornet crash due to bird-strike, near Gainesville, FL-- 1
4. 1995 -- Sep 22, USAF Boeing AWACS bird strike crash, Elmendorf AFB, AK -- 24
- 2007 -- Oct 23, UND Piper 44 bird strike/plane crash, Minneapolis to Grand Forks, ND-- 2  
2008 -- Mar 04, bird strike, Cessna 500, near Wiley Post Airport, OK City, OK -- 5  
2009 -- Jan 4, Sikorsky helicopter hits hawk after takeoff, crashes ~Morgan City, LA -- 8

## HELICOPTER/ Tilt-rotor Disasters -- Aviation Disasters Subset -- By MORTALITY

1. 1968 -- Jan 08, USMC helicopter flies into mountain, fog/light rain, ~Quang Tri, S. Vietnam--all 42
2. 1971 -- Aug 18, USAF Chinook helicopter loses blade/crashes ~Pegnitz, W. Germany--all 37
3. 1975 -- May 13-14, US freighter *Mayaguez* rescue mission, Koh Tang Island, Cambodia-- 37  
    May 13, USAF helicopter crash, *Mayaguez* support mission, Thailand --23<sup>95</sup>  
    May 14, USAF helicopter crash (*Knife 21*), Koh Tang Island, Cambodia -- 1  
    May 14, USAF helicopter crash (*Knife 31*), Koh Tang Island, Cambodia --13
4. 1984 -- Mar 24, USMC helicopter crash into Mt., 24m north of Pohang S. Korea--US18 of 29
5. 1986 -- June 18, Grand Canyon Air & Helitech helicopter collide, Grand Canyon, AZ -- 25
6. 1977 -- Oct 21, USMC Sikorsky helicopter crash with troops, Mindoro, Philippines -- 24
7. 1968 -- May 22, Los Angeles Air helicopter rotor detachment/crash, Paramount, CA --all 23
8. 1975 -- May 13, USAF Sikorsky helicopter crash, *Mayaguez* support mission, Thailand-- 23
9. 1967 -- June 23, USMC helicopters collide, New River Marine Corps Air Facility, NC-- 22
10. 1966 -- May 04, US Army Chinook helicopter rotor loss, crash, ~Di Linh, So. Vietnam--all 21
11. 1968 -- Aug 14, Los Angeles Airways helicopter rotor failure/crash, Compton CA --all 21
  
12. 1989 -- Mar 20, USMC Sea Stallion helo engine mal./crash, Mt., ~Pohang, So. Korea -- 19
13. 2000 -- Apr 08, USMC tilt-rotor Osprey V-22 crash, Marana Airport, ~Tucson, AZ -- 19
14. 1965 -- Jun 15, US Army Helicopters Mid-Air Collision, Columbus, GA -- 18
15. 2005 -- Apr 06, US Army Chinook crash in sandstorm near Ghazni, Afghanistan --all 18
16. 1977 -- Dec 08, PHI helicopter hits oil rig crane, Gulf of Mex, near Marsh Island, LA -- 17
17. 1985 -- May 06, USMC CH-53D helicopter crash into Sea of Japan, off Yakushima -- 17
18. 1988 -- Mar 08, US Army Blackhawks collide mid-air, Fort Campbell, KY/TN<sup>96</sup> -- 17
19. 1975 -- Sep 26, USAF Sikorsky CH-53 helicopter crash, east of Paderborn, W Germany-- 16
20. 1985 -- Oct 15, USMC Sea Knight helicopter off USS *Guadalcanal* crash, Onslow Bay, NC--15
21. 1987 -- Dec 21, Petroleum Helicopters, Inc. oil rig landing crash, Gulf of Mex. off LA-- 15
22. 1989 -- Mar 12, USAF CH-3C helicopter crash 20 miles NW of Tucson, ~Marana, AZ-- 15
23. 1989 -- May 29, USMC CH46 Sea Knight helicopter crash, trng. exercise, off Okinawa-- 14
24. 1996 -- May 10, two U.S. Marine helicopters collide. Camp LeJeune, NC -- 14
25. 1960 -- July 27, Chicago Helicopter Airways blade failure and crash, Forest Park, IL --all 13
26. 1980 -- Aug 6, Air Logistics helicopter crash with oil platform workers, off Houma, LA-- 13
  
27. 1968 -- June 25, three US Army helicopters collide, ~Bearcat, **South Vietnam** --29/US 12
28. 1976 -- Apr 23, Petroleum Helicopters Inc. crash, Gulf of Mexico, off coast of LA -- 12
29. 1985 -- Mar 13, US Army Black Hawk (technical failure?) crash, Fort Bragg, NC --all 12
30. 1992 -- Oct 29, USAF Pave Hawk helicopter crash ~Antelope Island, Great Salt Lake UT--12
31. 1998 -- Sep 4, two USAF Pave Hawk helicopters (6&6) collide at night, Nellis Range, NV--12
32. 2016 -- Jan 14, two USMC helicopters crash off Haleiwa, Oahu, HI -- 12
  
33. 1966 -- Oct 08, petroleum helicopter rotor failure/crash into Gulf ~Morgan City, LA --all 11
34. 1972 -- May 29, helicopter carrying oil rig workers crashes, 3 miles south Dulac, LA -- 11
35. 1990 -- Feb 21, two USA 'copters crash (Iroquois/9, OH-58/2) ~Punta Diego, Panama Canal--11
36. 2003 -- Mar 11, US Army Blackhawk helicopter crash, Fort Drum, NY -- 11

<sup>95</sup> Additionally four US Marines were killed in combat (1) or captured and executed by the Khmer Rouge (3).

<sup>96</sup> The collision occurred over western KY-TN border, with one Blackhawk falling on KY side, the other in TN.



37. 2015 -- Mar 10, U.S. Army Blackhawk helicopter crash, Gulf off Navarre Beach, FL -- 11

**Aviation – Helicopter subset – By Mortality (continued):**

38. 1966 -- Dec 12, US Navy Sea Knight helicopter crash 34 miles off San Diego, CA --all 10  
39. 1987 -- June 22, US Army helicopter reservist training flight crash, Ft. Hood, TX --all 10  
40. 1988 -- Feb 25, Ft. Hood Army Chinook helicopter engine failure and crash, Chico, TX-- 10  
41. 1988 -- Oct 25, USMC CH-46/UH-1N helicopters crash, Goldwater Gun. Range, AZ -- 10  
42. 2002 -- Feb 22, US Army Chinook crashes at sea, exercise off Dumaguete Philippines --all 10  
43. 2004 -- Mar 23, helicopter crash, Gulf of Mx., flying to oil rig ~60M off Galveston, TX-- 10  
44. 2009 -- Oct 26, US Army Chinook crash, dirt blown up from takeoff, anti-drug op., Afghanistan-- 10

**Examples of Some Helicopter Events with 5-9 deaths each:**

2009 -- Aug 09, private plane and helicopter collide, Hudson River, off Hoboken, NJ -- 9  
2009 -- Oct 29, USMC helicopter/USCG C-130 collide, near San Clemente Island, CA -- 9  
2023 -- Mar 30, USA Black Hawk helicopters collide, night training, Cadiz, Trigg Co., KY-- 9

1972 -- Dec 16, USCG helicopter/4 with rescued boat crew/4, crashes, Gulf of Mex., off FL-- 8  
1978 -- Sep 04, church-hired helicopter crashes into churchyard festival, Derry, PA -- 8  
1982 -- Sep 11, USAF Chinook helicopter crash, airshow, near Mannheim, Germany--46, US 7-8  
1986 -- Aug 29, USN CH-46 helicopter crash, Carrier USS *Saipan*, off Bodoe, Norway -- 8  
2009 -- Jan 04, Sikorsky helicopter hits hawk after takeoff, crashes near Morgan City, LA-- 8

1983 -- July 10/11, US Army CH-47 Chinook helicopter crash, South Fox Island, MI -- 6  
1996 -- June 18, Army transport helicopters collide and crash, Fort Campbell, KY -- 6

1979 -- Jan 17, helicopters collide (four on USCG) & 1 on civilian, Opa-Locka, FL -- all 5  
1996 -- Mar 07, US Army Chinook from Fort Campbell crashes near Olmstead, KY -- 5  
2008 -- Dec 11, air taxi/commuter helicopter crash, Gulf of Mexico, Sabine Pass, TX -- 5

## Helicopter / Tilt-rotor Disasters -- Aviation Disasters Subset -- Chronological

1. 1960 -- July 27, Chicago Helicopter Airways blade failure and crash, Forest Park, IL --all 13
2. 1965 -- June 15, US Army helicopters collide in mid-air, Columbus, GA -- 18
3. 1966 -- May 04, US Army Chinook helicopter rotor loss, crash, ~Di Linh, So. Vietnam --all 21
4. 1966 -- Oct 08, Petroleum Helicopter rotor failure/crash into Gulf ~Morgan City, LA --all 11
5. 1966 -- Dec 12, US Navy Sea Knight helicopter crash 34 miles off San Diego, CA --all 10
6. 1967 -- June 23, USMC helicopters collide, New River Marine Corps Air Facility, NC-- 22
7. 1968 -- Jan 08, USMC helicopter flies into mountain, fog/light rain, ~Quang Tri, S. Vietnam--all 42
8. 1968 -- May 22, Los Angeles Air helicopter rotor detachment/crash, Paramount, CA --all 23
9. 1968 -- June 25, three US Army helicopters collide, ~Bearcat, South Vietnam --29/US 12
10. 1968 -- Aug 14, Los Angeles Airways helicopter rotor failure/crash, Compton, CA --all 21
  
11. 1971 -- Aug 18, USAF Chinook helicopter loses blade/crashes ~Pegnitz, W. Germany --all 37
12. 1972 -- May 29, helicopter carrying oil rig workers crashes, 3 miles south Dulac, LA -- 11
- 1972 -- Dec 16, USCG helicopter/4 with rescued boat crew/4, crashes, Gulf of Mex., off FL-- 8
13. 1975 -- May 13-14, US freighter *Mayaguez* rescue mission, Koh Tang Island, Cambodia-- 37
- May 13, USAF helicopter crash, *Mayaguez* support mission, Thailand --23<sup>97</sup>
- May 14, USAF helicopter crash (*Knife 21*), Koh Tang Island, Cambodia -- 1
- May 14, USAF helicopter crash (*Knife 31*), Koh Tang Island, Cambodia --13
14. 1975 -- Sep 26, USAF Sikorsky CH-53 helicopter crash, east of Paderborn, W Germany--16
15. 1976 -- Apr 23, Petroleum Helicopters Inc. crash, Gulf of Mexico, off coast of LA -- 12
16. 1977 -- Oct 21, USMC Sikorsky helicopter crash with troops, Mindoro, Philippines -- 24
17. 1977 -- Dec 08, PHI helicopter hits oil rig crane, Gulf of Mexico, near Marsh Island, LA-- 17
- 1978 -- Sep 04, church-hired helicopter crashes into churchyard festival, Derry, PA -- 8
- 1979 -- Jan 17, helicopters collide (four on USCG) & 1 on civilian, Opa-Locka, FL -- all 5
  
18. 1980 -- Aug 06, Air Logistics helicopter with oil platform workers crash, off Houma, LA--13
19. 1982 -- Sep 11, USAF Chinook crash, airshow, near Mannheim, Germany --46, U.S. 7-8
- 1983 -- July 10/11, US Army CH-47 Chinook helicopter crash, South Fox Island, MI -- 6
20. 1984 -- Mar 24, USMC helicopter crash into Mt., 24M north of Pohang, So. Korea --18 of 29
21. 1985 -- Mar 13, US Army Black Hawk (technical failure?) crash, Fort Bragg, NC --all 12
22. 1985 -- May 06, USMC CH-53D helicopter crash off Yakushima into Sea of Japan -- 17
23. 1985 -- Oct 15, USMC Sea Knight helicopter off USS *Guadalcanal* crash, Onslow Bay, NC--15
24. 1986 -- June 18, Grand Canyon Air & Helitech helicopter collide, Grand Canyon, AZ -- 25
- 1986 -- Aug 29, USN CH-46 helicopter crash, carrier USS *Saipan* off Bodoe, Norway-- 8
25. 1987 -- June 22, US Army helicopter reservist training flight crash, Ft. Hood, TX --all 10
26. 1987 -- Dec 21, Petroleum Helicopters, Inc. oil rig landing crash, Gulf of Mex. off LA-- 15
27. 1988 -- Feb 25, Ft. Hood Army Chinook helicopter engine failure and crash, Chico, TX-- 10
28. 1988 -- Mar 08, US Army Blackhawks collide mid-air, Fort Campbell, KY/TN<sup>98</sup> -- 17
29. 1988 -- Oct 25, USMC CH-46/UH-1N helicopters crash, Goldwater Gun. Range, AZ -- 10
30. 1989 -- Mar 20, USMC Sea Stallion Helo engine mal./crash, Mt., ~Pohang, So. Korea-- 19
31. 1989 -- May 29, USMC CH46 Sea Knight helicopter crash, trng. exercise, off Okinawa-- 14

---

<sup>97</sup> Additionally four US Marines were killed in combat (1) or captured and executed by the Khmer Rouge (3).

<sup>98</sup> The collision occurred over western KY-TN border, with one Blackhawk falling on KY side, the other in TN.

### Helicopter Events – Chronological (continued):

32. 1990 -- Feb 21, two USA 'copters crash (Iroquois/9, OH-58/2) ~Punta Diego, Panama Canal--11
33. 1992 -- Oct 29, USAF Pave Hawk helicopter crash ~Antelope Island, Great Salt Lake, UT--12  
1996 -- Mar 07, US Army Chinook from Fort Campbell crashes near Olmstead, KY -- 5
34. 1996 -- May 10, two U.S. Marine helicopters collide. Camp LeJeune, NC -- 14  
1996 -- June 18, US Army transport helicopters collide and crash, Fort Campbell, KY -- 6
35. 1998 -- Sep 4, two USAF Pave Hawk helicopters (6&6) collide at night, Nellis Range NV--12
  
36. 2000 -- Apr 08, USMC Tilt-rotor Osprey V-22 crash, Marana Airport near Tucson, AZ-- 19
37. 2002 -- Feb 22, US Army Chinook crashes at sea, exercise off Dumaguete Philippines--all 10
38. 2003 -- Mar 11, US Army Blackhawk helicopter crash, Fort Drum, NY -- 11
39. 2004 -- Mar 23, helicopter crash, Gulf of Mx., flying to oil rig ~60M off Galveston, TX-- 10
40. 2005 -- Apr 06, US Army Chinook crash in sandstorm near Ghazni, Afghanistan --all 18  
2008 -- Dec 11, air taxi/commuter helicopter crash, Gulf of Mexico, Sabine Pass, TX -- 5  
2009 -- Jan 04, Sikorsky helicopter hits hawk after takeoff, crashes near Morgan City, LA-- 8  
2009 -- Aug 09, private plane and helicopter collide, Hudson River, off Hoboken, NJ -- 9
41. 2009 -- Oct 26, US Army Chinook crash, dirt blown up from takeoff, anti-drug op., Afghanistan--10  
2009 -- Oct 29, USMC helicopter and USCG C-130 collide, near San Clemente Is., CA-- 9
  
42. 2015 -- Mar 10, U.S. Army Blackhawk helicopter crash, Gulf off Navarre Beach, FL -- 11
43. 2016 -- Jan 14, two USMC helicopters crash off Haleiwa, Oahu, HI -- 12  
2023 -- Mar 30, USA Black Hawk helicopters collide, night training, Cadiz, Trigg Co., KY--9

## AVIATION Disasters Subset -- MILITARY Craft and Charters -- By Mortality

1. 1985 -- Dec 12, crash, US mil. charter, Arrow Air #1285, Gander, Newfoundland, Can.-- 256
2. 1975 -- Apr 04, Operation Babylift C-5 crash ~Tan Son Nhut AB, Vietnam --50-52US of 155
3. 1953 -- June 18, USAF Globemaster II crash, Tachikawa AFB, Tokyo, Japan<sup>99</sup> -- 129
4. 1962 -- Mar 15, MATS charter Flying Tiger #739 disappears, Philippine Sea --104 US of 107
5. 1952 -- Dec 20, USAF Globemaster II cartwheels on takeoff, Larson AFB, WA -- 87
6. 1965 -- June 25, USAF Stratolifter crash after takeoff, Loma Ridge, El Toro MCAS, CA --all 84
7. 1960 -- Sep 19, World Airways (Military Air Transport) crash/fire, Mt. Barrigada, Guam--80
8. 1964 -- May 11, USAF C-135 hits fence/crashes, landing, Clark U.S. AB, Philippines --79-80
9. 1961 -- Nov 8, Imperial Airlines (military charter), engine failure/crash/fire, Richmond, VA--77
10. 1933 -- Apr 04, dirigible crash, USS *Akron* (Navy ZRS-4), off Coast of NJ<sup>100</sup> -- 75
  
11. 1957 -- Mar 22, USAF MATS C-97C, Travis AFB CA to Tokyo, lost ~200M from Tokyo-- 67
12. 1955 -- Mar 22, USN R6D-1 flies into Waianae Range ~Lualualei Navy Depot, HI --all 66
13. 1955 -- Aug 11, two USAF C-119 Flying Boxcars collide over Edelweiler, Germany --all 66
14. 1944 -- Aug 23, USAAF B-24/3 crew, hits thunderstorm, crashes into school, Freckleton/58, UK--61
  
15. 1956 -- Oct 10, USN MATS plane, 1<sup>st</sup> leg UK to Azores, lost ~250M SE Land's End, Eng.-- 59
16. 1965 -- Aug 24, USMC Lockheed Hercules takeoff crash into seawall, Hong Kong -- 59
17. 1951 -- Mar 22, USAF C-124A Globemaster lost after ditching, No. Atlantic, off Ireland--all 53
18. 1960 -- Dec 17, USAF C-131 Samaritan takeoff crash, Munich, Germany --(20 U.S.) 51-53
19. 1952 -- Nov 22, USAF MATS C-124 A Globemaster II crash, Mount Gannett, AK -- 52
20. 1971 -- June 6, Hughes Air 706 and Marine Corps Phantom II collide, Duarte, CA -- 50
  
21. 1958 -- Apr 21, United 736 and USAF F-100 fighter jet collide near Las Vegas, NV<sup>101</sup>-- 49
22. 1958 -- Feb 01, USAF C-118A/all 41 & USN P2V-5F/6 planes collide, Norwalk, CA -- 48
23. 1956 -- July 13, USAF takeoff/windshear crash, near Brown's Mills, NJ -- 46
24. 1966 -- Jan 25, USAF transport in-flight engine fire & crash ~Binh Khe, So. Vietnam -- 46
25. 1945 -- May 23, USAAF C-46 ambulance flight, engine fire/crash, Taillefontaine, France--44
26. 1945 -- Nov 3, USAAF C-54 wrong route crash, Himalayan Mts. ~Chukha, Bhutan, India--44
27. 1950 -- Jan 26, USAF SAC C-54 transport disappears, Yukon Territory, Canada -- 44
28. 1952 -- Nov 14, USAF C-119C Flying Boxcar flies into mt. (overcast), 20M E of Seoul, Kor.--all 44
29. 1953 -- July 17, USMC R4Q "Packet" plane takeoff crash and fire, near Milton, FL -- 44
30. 1962 -- Sep 10, USAF SAC tanker crash/Fairchild approach, Mt. Kit Carson ~Spokane, WA--44
31. 1951 -- Apr 25, Cubana Flight 493 & US Navy Beechcraft collide off Key West, FL --all 43
32. 1970 -- Oct 2, USAF C-130 transport plane crash into mountain near Taipei, Taiwan -- 43
33. 1954 -- Oct 30/31, USN Lockheed R7V transport plane disappears off Ocean City, MD-- 42
34. 1968 -- Jan 08, USMC helicopter flies into mountain, fog/light rain, ~Quang Tri, S. Vietnam--all 42
35. 1947 -- May 29, USAAF C-54 approach crash near Atsugi Air Base, Japan --all 41
36. 1943 -- June 14, USAAF B-17 initial climb crash, Bakers Creek, 5M S Mackay, Australia-- 40
37. 1953 -- Jan 07, Associated Air Transport (mil. charter) crash/turbulence, W of Fish Haven, ID--all 40
38. 1956 -- Feb 17, USN DC-4 flies into terrain, USN crew/5; USMC/35 ~Niles, CA --all 40

<sup>99</sup> Included in that this was the first aviation disaster anywhere to kill more than 100 people.

<sup>100</sup> 73 fatalities on the Akron and 2 fatalities from rescue attempt, crew of airship J-3.

<sup>101</sup> 47 were civilian fatalities on United 736.

**Military Craft – Aviation Disasters Subset of Aviation List –By Mortality (continued):**

39. 1950 -- July 23, USAF C46 with 31 TN NG, loses aileron on takeoff, crashes, Myrtle Beach, SC--all 39
40. 1950 -- Dec 19, USAF Douglas C-54G transport crash, Mt. Tabayoc, Luzon, Philippines--all 38
41. 1945 -- Mar 10, USAAF C-46 med. evac. flight mt. crash ~Tanauan Airfield, Leyte, Philippines-- 37
42. 1951 -- July 21, Canadian Pacific Air (US military charter), lost, Gulf of AK near Sitka-- 37
  - 26 US servicemen
  - 3 civilians attached to the US Army
  - 6 Canadian crew
  - 2 Royal Canadian Navy personnel
43. 1952 -- Nov 28, USAF Douglas C-54 aborted approach crash ~McChord AFB/Tacoma, WA--37
44. 1971 -- Aug 18, USAF Chinook helicopter loses blade/crashes ~Pegnitz, W. Germany--all 37
45. 1975 -- May 13-14, US freighter *Mayaguez* rescue mission, Koh Tang Island, Cambodia-- 37
  - May 13, USAF helicopter crash, *Mayaguez* support mission, Thailand<sup>102</sup> --23
  - May 14, USAF helicopter crash (*Knife 21*), Koh Tang Island, Cambodia -- 1
  - May 14, USAF helicopter crash (*Knife 31*), Koh Tang Island, Cambodia --13
46. 1951 -- Nov 13, USAF C-82 Flying Boxcar crashes into Puy de Sancy Mt., France --all 36
47. 1952 -- Jan 19, NW Orient 324 (US mil. charter), crash, Korea-WA, off Sandspit BC -- 36
48. 1943 -- Jan 15, USAAF C-54 (TWA contract), plane crash, Dutch Guiana [Suriname] --all 35
49. 1950 -- Apr 21, off-course USAF C54 flies into Mt. Hirugatake at night ~Atsugi, Japan --all 35
50. 1953 -- Mar 20, Transocean Air 942 (military charter) approach crash, NE of Alvarado, CA--all 35
51. 1954 -- Feb 01, USAF C46 fire and crash, Tsugaru Strait, off Hokkaido, Japan -- 35
52. 1960 -- Feb 25, USN R6D & Brazilian DC-3 collide off Rio de Janeiro, Brazil--35/USN of 61
53. 1967 -- June 17, USAF C-130 aborted take-off crash, An Khe airstrip, South Vietnam -- 35
54. 1996 -- Apr 03, USAF plane crash (Sec. Com. Ron Brown) ~Dubrovnik, Croatia -- 35
55. 1922 -- Feb 21, dirigible *Roma* crashes, Hampton Roads Naval Base, VA -- 34
56. 1945 -- Feb 04, USAAF C-46 Commando on-board fire, crash ~55M NW Jorhat, India-- 34
57. 1946 -- Dec 10, USMC R5C-1 transport flies into So. Tahoma Glacier, Mt. Rainier, WA-- 32
58. 1943 -- Feb 18, USAAF Boeing XB-29 crash, Frye Packing Plant, fire, Seattle, WA -- 31
59. 1945 -- Apr 23, USAAF B-17 taking on-leave troops to Ireland, crash ~Ramsey, Isle of Man-31
60. 1945 -- May 6, USAAF C-46 carrying litter patients, hits radar towers, Gibbets Hill, UK-- 31
  - 30 on C-46 44-77839 (all), Gibbets Hill, Hindhead, Surry, England
  - 1 Canadian soldier manning the radar tower station
61. 1969 -- Apr 15, USN EC-121M patrol plane shot down by No. Korea MiGs, Sea of Japan-- 31
62. 1945 -- Sep 06, USAAF C-47, intra-Philippine flight reportedly explodes ~San Jancinico Strait--30
63. 1946 -- June 01, USAAF C-54 cockpit fire, loss-of-control, crash off Amalfi, Italy -- 30
64. 1965 -- Jan 16, USAF tanker crash after takeoff into homes, fire, Wichita, KS<sup>103</sup> --29-30
  
65. 1960 -- Sep 22, USMC R5D engine fire/fuel tank explodes/crash 180M off Naha, Okinawa--29
  
66. 1944 -- Aug 03, USAAF C-47A engine failure in thunderstorm/crash, SE of Naper, NE-- 28
67. 1946 -- May 10, two USN PB4Y-2 bombers collide when “attacked” in exercise ~Munson, FL-28
68. 1951 -- Dec 30, USAF C-47 transport flies into mountain near Roosevelt, AZ --all 28

<sup>102</sup> Additionally four US Marines were killed in combat (1) or captured and executed by the Khmer Rouge (3).

<sup>103</sup> Difference in numbers has to do with inclusion or not of death of unborn child.

69. 1955 -- Nov 17, Peninsular Air Transport (mil. charter) takeoff crash, Seattle-Boeing Field, WA--28

**Military Craft – Aviation Disasters Subset of Aviation List – by Mortality (continued):**

70. 1945 -- Mar 03, USAAF C-47 transport too-low landing turn crash, Ledo Airfield, India-- 27
71. 1945 -- Dec 05, 5 USN Avengers and USN Mariner search plane lost off east FL coast-- 27  
--14 Flight 19; 5 USN torpedo bombers lost ~100M ENE, Banana River NAS, FL  
--13 USN PBM-5 Mariner search plane lost ~25M SW off Cape Canaveral, FL
72. 1966 -- Nov 26, USAF C-47D loses left engine power, crashes ~Saigon, Vietnam --all 25-27
73. 1982 -- Mar 19, USAF KC-135 Tanker Explosion / Crash near Wonder Lake, IL -- 27
74. 1982 -- Apr 13, USAF C-130 Hercules transport wing failure/crash ~Gevenlik, Turkey-- 27
75. 1991 -- Mar 21, mid-air collision, US Navy P-3C's, SW off San Diego, CA -- 27
76. 1992 -- Mar 22, USAir 405, ice on wings, crashes on takeoff, LaGuardia, NYC -- 27
- 
77. 1943 -- Jan 18, USAAF C-87 Liberator Express missing, Atlantic, off Natal, Brazil --all 26
78. 1944 -- July 26, USAAF C-54A, UK-NY, lost, last radio contact SE off Greenland --all 26
79. 1945 -- Nov 01, too-low USAAF C-47 hits mountain near Bad Herrenalb, Germany -- 26
80. 1946 -- Mar 19, USAAF C-47 structural failure and crash, near Hobart Mills, CA -- 26
81. 1950 -- Sep 19, USN takeoff plane crash 1.6M off Kwajalein NAS, Marshall Islands -- 26
82. 1954 -- Aug 27, USAF RB-36 landing approach crash 2M ~Ellsworth AFB, Rapid City, SD-- 26
83. 1958 -- Mar 07, USMC transport plane and Skyraider collide off Naha NAF, Okinawa-- 26
84. 1962 -- May 22, USN WV2 radar intel. plane break-up/crash ~Markt Schwaben, Germany-- 26
85. 1994 -- Apr 14, 2 USAF F-15s shootdown 2 USA Black Hawks, Northern Iraq --15US of 26
- 
86. 1942 -- Sep 22, eight USAAF planes crash or collide, CT, FL (3), GA, ME (2), PA -- 25
87. 1943 -- Sep 20, USAAF C-53D transport crash after takeoff, Maxton AAB, NC --all 25
88. 1943 -- Dec 29, mid-air collision, two USAAF B-24's, near Lakeside, UT -- 25
89. 1944 -- Aug 28, USAAF C54 landing crash/hit wires kills 5 on ground, Prestwick, Scotland-- 25
90. 1944 -- Nov 19, USAAF C-47A plane crash near Brighton and Lewes, England --24 US/25
91. 1945 -- Apr 20, USAAF C-47 breakup in thunderstorm, crash near Sweetwater, TX -- 25
92. 1945 -- May 04, four USN/USAAF aircraft crash, three in CA, one ~Caylor, VA -- 25  
--4 USN Beechcraft AT-11 hits Cumberland Mt. flying low, heavy fog near Caylor, VA  
--7 USN PBV-5A Catalina hits hillside in initial climb ~Ft. Baker SF Bay area, CA  
--6 USAAF B-26 engine cutting out after takeoff, crash Hwy-41, Pinedale, CA  
--8 USAAF B-24J March Field takeoff crash about 8M NW near Edgemont, CA
93. 1945 -- June 23, USAAF C-47 crash 17.5M SSE of Ledo Airfield, India, in Burma --all 25
94. 1945 -- Sep 10, B-24 Liberator with freed POWs crashes, Taitung, Taiwan --16 US of 25
95. 1945 -- Nov 30, USN PV4Y-2 plane missing, NAS Kodiak, AK to NAS Seattle, WA -- 25
96. 1946 -- July 09, USAAF B-17 hits Mount Tom, too-low approach, Westover AFB ~Holyoke, MA--25
97. 1950 -- July 27, USAF C-47 crash, Pacific, after takeoff 10M S of Oshima Island, Japan-- 25
98. 1952 -- Oct 16, USAF C-46D transport crash, Sea of Japan off Gangwon-do, So. Korea-- 25
99. 1967 -- Mar 10, USN DC-3 wing failure/crash, admin. flight ~Phan Rang, Vietnam --all 25
- 
100. 1944 -- Oct 18, USAAF B24H plane crash, near Birkenhead, Merseyside, England -- 24
101. 1945 -- Feb 13, USN transport crash, wing hits water, early AM takeoff, off Alameda, CA-24
102. 1945 -- Nov 9, USAAF C-47 AP approach crash at night, poor weather, Palermo, Italy-- 24

- 103. 1946 -- Feb 5, USAAF C-47 crash, Negros Island mountainous terrain, Philippines --20-24
- 104. 1946 -- Dec 10, USAAF C-46 takeoff crash near Itami US Air Base, Osaka, Japan--all 23-24
- 105. 1968 -- Oct 3, USAF transport & US Army helicopter collide over Camp Evans, S. Vietnam --all 24
- 106. 1971 -- June 13, USAF C-135B monitoring French nuclear test, crashes, No. Pacific--all 24
- 107. 1973 -- Aug 28, USAF Military Airlift Command transport crash near Hueva, Spain-- 24
- 108. 1977 -- Oct 21, USMC Sikorsky helicopter crash with troops, Mindoro, Philippines -- 24
- 109. 1994 -- Mar 23, USAF C-130 & F-16 collide, F-16 hits troops on ramp, Pope AFB, NC--24
- 110. 1995 -- Sep 22, USAF AWACS Sentry bird strike crash, Elmendorf AFB, AK -- 24

**Military Craft – Aviation Disasters Subset of Aviation List – by Mortality (continued):**

- 111. 1945 -- Feb 2, Florence to Rome USAAF C-47 mt. crash in fog 3M W of Montieri, Italy--23
- 112. 1945 -- Sep 15, USAAF C-47B takeoff crash (from Fairfax Field, Kansas City, KS), MO-- 23
- 113. 1946 -- June 9, USAAF C-54 hits terrain 500ft below approach altitude, Taboga Isl., Panama-- 23
- 114. 1946 -- Nov 16, US Army Air Force DC-47 crashes into Pacific 15M off Iwo Jima --all 23
- 115. 1947 -- Dec 10, USAF C-54 crash after takeoff & emer. lndg. request ~Goose Bay, Labrador, Can.--23
- 116. 1950 -- Sep 26, USAF C-54D takeoff crash 1 mile off Asiya Air Base, Kyushu, Japan-- 23
- 117. 1951 -- May 06, USAF B-36 landing crash, high wind, Kirtland AFB ~Albuquerque, NM--23
- 118. 1953 -- Mar 18, 10-eng. USAF Convair RB-36H flies into hilltop, Random Isl., Nfld., Can.--all 23
- 119. 1961 -- Jan 26, USAF C-118 Liftmaster explosion/crash off Argentia, Newfoundland-- 23
- 120. 1967 -- Oct 08, USAF turboprop flies into mountain ~Huong Thuy, South Vietnam --all 23
- 121. 1968 -- Oct 21, USAF transport plane engine loss/crash ~Ban Me Thuot, So. Vietnam--all 23
- 122. 1975 -- May 13, USAF Sikorsky helicopter crash, *Mayaguez* support mission, Thailand--23
- 123. 1976 -- Aug 28, USAF C-41 plane crash/lndg., Soendre Stromfjord AFB, Greenland<sup>104</sup>13US/23
- 124. 1981 -- Feb 26, USAF MC-130 plane crash, off NAS Cubi Point, Philippines --(17 US) 23
  
- 125. 1942 -- Oct 01, USAAF C-39 transport plane crash 15M NW Caomo, Puerto Rico --all 22
- 126. 1943 -- Sep 10, 2 USAAF B-17s in formation collide ~50M SE of Galveston, TX --all 22
- 127. 1943 -- Dec 7, Navy dive bombers collide/bomb falls/Marines on ground die, Maui, HI--22
- 128. 1944 -- July 27, USAAF C47 ambulance plane hits cliff/fog, Isle of Mull ~Port Logan, Scotland--22
- 129. 1945 -- Nov 08, two US Navy PBM Mariners collide mid-air, Corpus Christi Bay TX-- 22
- 130. 1957 -- Feb 22, USAF C-124A transport engine explodes after takeoff/crash lands ~Yanggong-ni S. Korea--22
- 131. 1958 -- Feb 20, USN WV2 early warning plane lost ~100M west of the Azores --all 22
- 132. 1967 -- June 23, USMC helicopters collide, New River Marine Corps Air Facility, NC-- 22
  
- 133. 1942 -- July 01, USAAF C-49 structural failure, thunderstorm, crash 5M ~Premier, WV-- 21
- 134. 1945 -- Jan 15, USN R4D-5 & USAAF Stinson collide on runway, Tacloban AP, Philippines--21
- 135. 1945 -- May 05, USAAF C-54 crash into bluff upon takeoff, Manus Island, New Guinea--21
- 136. 1945 -- May 13, USAAF “Shangra-La” sightseeing plane crash, Mt., New Guinea -- 21
- 137. 1945 -- May 30, USAAF C-47B crash (18 WACs, 3 crew) off Sassandra, Ivory Coast-- 21
- 138. 1951 -- Apr 08, West VA National Guard plane flies into ground ~Charleston, WV --all 21
- 139. 1954 -- Oct 24, USAF C47A transport, Rome to Lyon, flies into Maritime Alps, Italy-- 21
- 140. 1966 -- May 04, US Army Chinook helicopter rotor loss, crash, ~Di Linh, So. Vietnam--all 21
- 141. 1981 -- May 06, USAF EC-135N Crash, Walkersville, near Frederick, MD -- 21
- 142. 1985 -- Jan 22, USAF plane crash in sea on approach to Trujillo Airport, Honduras -- 21

---

<sup>104</sup> 13 immediate US deaths and 8 Greenland (Dutch) passengers. Two more died about two weeks later..

143. 2001 -- Mar 03, USAF C-23 plane crash (VA NG (18) FL ANG (3)), Unadilla, GA -- 21

**Military Craft – Aviation Disasters Subset of Aviation List (continued):**

144. 1942 -- Apr 03, seven USAAF planes crash: ID, LA, NC, RI, Shaw Field, SC, TX -- 20  
--8 B-17E breakup and crash 6M north of Strevell, ID, all killed.  
--1 B-25C takeoff crash, Barksdale Field, Shreveport, LA.  
--1 P-40E hits ground maneuvering at high speed at night 6M N Elizabeth City, NC  
--5 B-25A port engine malfunction shortly after takeoff, West Greenwich, RI  
--3 A-20A crash after takeoff, Columbia Air Base, Columbia, SC--all killed.  
--1 two BT-15s collide in 3-ship formation 10M NNE of Shaw Field, Sumter, SC  
--1 AT-6B dove into Espiritu Santo Bay, TX, failed to recover from intentional dive.
145. 1943 -- June 07, USAAF C-47 airport approach crash in thunderstorm ~Red Springs NC--20
146. 1943 -- Sep 22, USAAF C-53 transport hits trees on takeoff/crashes ~Calcutta, India--all 20
147. 1943 -- Oct 22, USAAF C-47 crash, night parachute ex., Lawson Field, Ft. Benning, GA--20
148. 1945 -- Sep 28, USAAF C-46 crash 20 miles southeast of Chihkiang, China -- 20
149. 1945 -- Nov 11, USAAF B-17G, Marseille to Athens, icing crash, Mount Meta, Italy-- 20
150. 1946 -- July 20, two USAAF B-17G search planes collide off Coiba, Panama -- 20
151. 1947 -- Aug 06, US Navy PBY-5A plane disappears, Kodiak to Dutch Harbor, AK -- 20
152. 1947 -- Nov 28, off course USAF C-47 flies into Mt. Carbone, Alps near Cuneo, Italy-- 20
153. 1947 -- Dec 11, USAF C-47 airport approach crash near Memphis, TN --all 20
154. 1949 -- Jan 17, USAF B-29 crash, Argyllshire mts. (icing?) ~Lochgoilhead, Scotland-- 20
155. 1952 -- Nov 15, USAF C-119 Flying Boxcar disappears, Anchorage to Kodiak, AK --all 20
156. 1954 -- Mar 04, USAF C47 flies into mountain in snowstorm ~St.-Étienne-de-Tinée France-- 20
157. 1957 -- Feb 01, Northeast Flight 823 takeoff crash, Rikers Island, NY -- 20
158. 1977 -- Sep 14, USAF EC-135K crash, Mt., Manzano range, ~Albuquerque, NM -- 20
159. 1943 -- Jan 21, Pan Am 1104 (USN transport) crash, Mt. ~Boonville & Ukiah CA -- 19
160. 1943 -- June 15, two USAAF B-24s in formation collide/crash 10M N of Ruidoso, NM--19
161. 1944 -- Feb 12, 3 USAAF B-25s in formation collide, Army Air Base Greenville, SC --all 19
162. 1944 -- Mar 20, two USAAF B-24s crash near Biggs Field, El Paso, TX --all 19  
-- 9 USAAF B-24E 42-64398; 00:01, 3M SE, takeoff engine failure  
--10 USAAF B-24E 42-7400; 3:10, 2M S, takeoff engine failure
163. 1944 -- Apr 28, US Navy R4D transport plane crash, Anderson Mesa, northern AZ --all 19
164. 1944 -- July 11, USAAF A-26 crash into Westbrook trailer camp, So. Portland, ME -- 19
165. 1944 -- Sep 18, off-course USAAF C-47 crash, Mt. Brooks near Talkeetna, AK --all 19
166. 1945 -- Oct 21, USAAF C-47 landing crash in wind gust 2M east of Anchorage, AK-- 19
167. 1945 -- Dec 08, Northwest Air, C-47 USAAF charter, AP approach crash, Billings, MT--19
168. 1946 -- Mar 23, USAAF C-47 flies into Mount Banahao/Banahaw, Leyte, Philippines-- 19
169. 1948 -- Nov 03, USAF B-29 crash after takeoff near Lajes Field, Azores, Portugal -- 19
170. 1950 -- Aug 5, USAF B-29 with nuke component crash & explos. ~Fairchild-Suisun AFB, CA--19  
--12 of the 20 B-29 flight crew  
-- 7 on ground fire-fighting/rescue personnel
171. 1952 -- Nov 7, USAF C-119C Flying Boxcar crash (navigational error) ~Mt. McKinley, AK--19
172. 1953 -- Aug 5, USAF Peacemaker engine fires/ditched, Atlantic ~420M NW Prestwick Scotland--19
173. 1953 -- Dec 17, USAF B-29 takeoff engine loss, crash into housing, Anderson AFB, Guam--19



- 174. 1957 -- Dec 23, USN WV-2 simulation goes awry/crash, off Kahuku Pt., Oahu, HI -- 19
- 175. 1958 -- Sep 02, USAF Globemaster fire and crash, 35m west, Agana Naval AS, Guam-- 19
- 176. 1958 -- Oct 09, USAF C-123B transport crash near Little Willow Creek & Payette, ID-- 19
- 177. 1966 -- Nov 11, USAF Constellation plane crash, Atlantic, east of Cape Cod, MA -- 19
- 178. 1968 -- Jan 10, USMC R5D-2 (C54) plane crash, Mt. Tobin, Copper Canyon, NV -- 19
- 179. 1969 -- June 05, USAF reconnaissance plane crash (structural?), Bering Sea off Shemya, AK--19
- 180. 1989 -- Jan 31, USAF SAC tanker plane crash, Dyess Air Force Base, TX -- 19
- 181. 1989 -- Mar 20, USMC Sea Stallion Helo engine mal./Crash, Mt., ~Pohang, So. Korea-- 19
- 182. 2000 -- Apr 08, USMC tilt-rotor Osprey V-22 crash, Marana Airport ~Tucson, AZ -- 19

**Military Craft – Aviation Disasters Subset of Aviation List – by Mortality (continued):**

- 183. 1943 -- May 15, USAAF C-47 flies into fog-shrouded Gingercake Mountain, NC -- 18
- 184. 1943 -- Nov 18, USN transport plane crash, 30mi. E of Rio De Janeiro, Brazil--17US of 18
- 185. 1943 -- Dec 13, USN PBM-3S, VP-213, BuNo 48126 lost on patrol off NC Coast -- 18
- 186. 1944 -- Aug 21, two USAAF B-24J bombers in formation collide, near Model, CO -- 18
- 187. 1944 -- Nov 06, USN jet and transport collide over St. Johns River ~NAS Jacksonville, FL--18
- 188. 1944 -- Nov 30, USAAF B-24 planes collide near Davis-Monthan AAF, Tucson, AZ-- 18
- 189. 1945 -- May 06, two USAAF B-17 planes collide, near Esler Field, Alexandria, LA -- 18
  - 9 Boeing B-17F Fortress #42-5355
  - 9 Boeing B-17G Fortress #42-31948
- 190. 1945 -- Aug 17, two USAAF B-29s collide at night, 3M west of Weatherford, TX -- 18
  - 9 USAAF Boeing B-29 Superfortress, 42-93895
  - 9 USAAF Boeing B-29 Superfortress, 44-86276
- 191. 1945 -- Nov 03, Consolidated Air, Army transport contractor, crash, 450 mi NE of HI-- 18
- 192. 1949 -- Nov 16, two USAF B-29 Superfortresses collide over Stockton area, CA -- 18
  - 9 USAF Boeing B-29 Superfortress, 44-69939
  - 9 USAF Boeing B-29 Superfortress, 44-86364
- 193. 1952 -- Feb 07, USAF B-29A takeoff crash, 5 miles NW of Yokota US AB, Japan -- 18
  - 13 Complement of the Boeing B-20A Superfortress (all).
  - 5 Civilians on the ground.
- 194. 1954 -- Mar 19, plane fire and crash, USAF C-119, #51-7993, near Lothian, MD -- 18
- 195. 1958 -- Mar 27, USAF C-119 & USAF C-124C collide mid-air, ~Bridgeport, TX --all 18
- 196. 1959 -- June 30, U.S. Air Force F-100 jet crashes into school, Ishikawa, Okinawa<sup>105</sup>-- 18
- 197. 1960 -- July 06, USN Airship (blimp) envelope tear and crash off Barnegat City, NJ-- 18
- 198. 1961 -- May 24, USAF Globemaster power loss crash after takeoff, McChord AFB, WA-- 18
- 199. 1965 -- June 15, two US Army helicopters collide mid-air, Fort Benning, GA --all 18
- 200. 1969 -- Apr 25, USAF Lockheed EC-121 crash after takeoff, severe wind ~Korat Airbase, Thailand-18
- 201. 1976 -- Aug 28, USAF crash, severe thunderstorm rips wing, near Peterborough, UK-- 18
- 202. 1980 -- Mar 14, USAF C130 wing explosion and crash near Yenice, Cilicia, Turkey-- 18
- 203. 1984 -- Feb 29, USAF C-130 Hercules plane crash, near Borja, Spain --(17 US) of 18
- 204. 1984 -- Mar 24, USMC helicopter crash into Mt., 24M no. of Pohang So. Korea --18 of 29
- 205. 2005 -- Apr 06, US Army Chinook crash in sandstorm near Ghazni, Afghanistan --all 18
  
- 206. 1942 -- May 03, 3 USAAF crashes-Meacham, OR, Pleasant Val., OR; McChord Field, WA-- 17

<sup>105</sup> All deaths were of Okinawans in this at-the-time U.S. controlled territory. Pilot had bailed out of jet.

- 7 USAAF Boeing V-17E crash, Blue Mountains, near Meacham, OR
- 6 USAAF A-29B in snowstorm ~Lindsey Peak 1½M from Pleasant Valley, OR
- 4 USAAF Lockheed A-29 takeoff crash, McChord Field, Tacoma, WA
- 207. 1943 -- Oct 25, Two USAAF B-24H planes collide, near Milligan, NE -- 17
- 208. 1943 -- Dec 19, two USAAF B-24s crash: one ~Sausalito, CA/9; one near Burley, ID/8--17
- 209. 1944 -- Feb 18, two USAAF B-24s collide, 3 plane group, 20M from Phoenix, AZ --all 17
- 210. 1944 -- June 06, USN PB4Y-1 crash after takeoff into building, NAAS Camp Kearny, CA-- 17
- 211. 1944 -- Aug 01, USAAF B-24's collide in formation, 10M S Furnace Creek, Death Valley, CA--17
- 212. 1944 -- Aug 05, two USAAF B17G's in too-close formation collide, 3M W Dixon, NE-- 17
- 213. 1944 -- Nov 11, US Air Transport Command C-54 crashes 50 miles off Oahu, HI -- 17
- 214. 1944 -- Dec 07, USAAF AT-18 transport takeoff crash/fire, Omaha Municipal AP, NE-- 17
- 215. 1944 -- Dec 25, USAAF C-47 plane crash, Black Mesa Mt., Quartzsite, AZ -- 17
- 216. 1945 -- June 14, USAAF C-46D crash (apparent lightning strike), 6M SE Oakridge, MS-- 17
- 217. 1945 -- July 18, USN PB4Y-2 Privateer missing, training flight out of NAS Miami, FL--15-17
- 218. 1945 -- Dec 04, USAAF C-47 missing, Monrovia Liberia for Johannesburg, Africa coast--17
- 219. 1946 -- Apr 08, USAAF C-47 Yan'an approach crash, Mt. Hei Cho, ~Shensi, China --all 17
- 220. 1948 -- Aug 20, USAF B-29 engine fire, takeoff attempt, crash, Rapid City AFB ~Rapid City, SD-17
- 221. 1954 -- June 09, USN PBM Mariner crash, Yakushima Island mt. peak, SW Japan --all 17
- 222. 1956 -- Mar 2, USAF C124C Globemaster II/enroute US, engine prob., ditched off Iceland--all 17
- 223. 1958 -- Sep 02, USAF C130A shot-down by MiGs over Sasnashen, Armenia, USSR--all 17
- 224. 1964 -- Apr 18, two USAF C119 Flying Boxcars collide 6M NE, Clinton County AFB, OH-- 17
- 225. 1964 -- June 29, USAF Stratofreighter & USAF C54 collide ~Kindley US AFB, Bermuda--17
- 226. 1985 -- May 6, USMC CH-53D helicopter crash into Sea of Japan off Yakushima -- 17
- 227. 1988 -- March 8, US Army Blackhawks collide mid-air, Fort Campbell, KY/TN<sup>106</sup> -- 17
- 228. 1992 -- Feb 6, KY ANG C-130 Hercules crash, Hotel/Rest. complex, Evansville, IN-- 17

**Aviation Disasters -- MILITARY Craft Subset -- By Mortality (continued):**

- 229. 1942 -- Aug 15, USAAF C-53 flies into terrain, foggy night ~Garnet Peak, Peru, MA-- 16
- 230. 1943 -- June 26, six USAAF plane crashes/collisions, CA (2), FL (2), ME, SC -- 16
  - 2 USAAF AT-6A wing failure and crash 3M SE of Fulton, CA
  - 2 USAAF Vultee BT-13A crash 7M SE War Eagle Field, Lancaster, CA
  - 1 USAAF Republic P-47D collided with 2nd P-47, 20M S of Perry Field, FL
  - 1 USAAF L-2B crash 12M NE of Tyndall Field, Panama City, FL
  - 9 USAAF B-26 crash buzzing relative's farm; crew/civilians, Presque Isle, ME
  - 1 USAAF Stearman PT-17 crash 1M south of Cameron, SC
- 231. 1943 -- Nov 16, two USAAF AT-18s crash near and at Buckingham AAF, FL -- 16
  - 8 USAAF AT-18A 42-55637, 11-16-1943, Buckingham AAF, Ft. Myers, FL
  - 8 USAAF AT-18A 42-55675, 11-16-1943, Buckingham AAF, Ft. Myers, FL
- 232. 1943 -- Dec 14, USAAF B-24 engine loss after takeoff, hits bluff 2M NE Council Bluffs, IA--16
- 233. 1944 -- Apr 06, USN PBY-5A runs out of fuel, San Juan to Guantanamo NAS, Caribbean-- 16
- 234. 1945 -- Jan 09, USAAF B-29 lost at sea (Atlantic?), Pratt AAF KS to Puerto Rico -- 16
- 235. 1945 -- Jan 24, two USAAF B-17Fs in flight of five collide/crash ~5M NE of Dyersburg, TN-16
- 236. 1945 -- Mar 03, USAAF C-47 Prestwick-Orly AP approach crash, NW of Paris, France--all 16
- 237. 1945 -- Mar 5, bomber/fighter collide, Kissimmee FL; C-60A crash into hangar, Dayton OH-- 16

---

<sup>106</sup> The collision occurred over western KY-TN border, with one Blackhawk falling on KY side, the other in TN.

- 8 USAAF bomber/fighter takeoff/landing runway collision Kissimmee AAF, FL
- 8 Pilot loses control of C-60A Lodestar on takeoff, crashes into hangar; explodes
- 238. 1945 -- Nov 13, ANA C-49 with USAAC passengers, crashes off Tacloban AP Philippines--16
- 239. 1947 -- Apr 19, USAF B-29 takeoff engine fire/explosion/crash, off Kwajalein Island-- 16
- 240. 1948 -- Aug 24, USAF B-29 engine loss on takeoff, emer. Indg. crash Hickam AFB, HI-- 16
- 241. 1949 -- July 30, Navy Hellcat hits Eastern Airlines #557, both crash ~Chesterfield, NJ-- 16
- 242. 1950 -- May 18, USAF B-29 engine problem, emer. Indg. crash, Lajes Field, Azores--all 16
- 243. 1950 -- July 13, USAF B-50 plunges to earth/unknown cause, ~Mason, Lebanon, OH --all 16
- 244. 1952 -- Oct 29, USAF Stratofreighter plane crash, Gray Mountain, near Flagstaff, AZ-- 16
- 245. 1953 -- July 29, Yokota Air Base, Japan, USAF RB50, shot down, Sea of Japan<sup>107</sup> -- 16
- 246. 1956 -- Aug 22, US Navy P4M-1Q from Iwakuni NAS, Japan, shot down 32M off Wenchow, China--16
- 247. 1956 -- Sep 10, Yokota AB USAF RB50G lost tracking Typhoon Emma, Sea of Japan-- 16
- 248. 1957 -- July 16, USAF C47 crash, Mount Cha Tien near Hsinchu Taiwan --all 16
- 249. 1958 -- Feb 15, USAF C-47 transport plane crash in fog on Mt. Vesuvius, Italy --all 16
- 250. 1960 -- Jan 19, USN P4M Mercator plane crash, Karanfil Mt. near Adana, Turkey --all 16
- 251. 1965 -- July 11, USAF Constellation engine fire, crash, ~100 miles off Nantucket, MA-- 16
- 252. 1969 -- Aug 04, USN C47 plane crash, Andes Mountains near Los Quenes, Chile --all 16
- 253. 1973 -- Apr 12, NASA Convair and NAVY P-3C Orion planes collide, Sunnyvale, CA--16
- 254. 1975 -- Mar 20, USAF transport plane crash, Olympic Nat. Park, Mt. Constance, WA-- 16
- 255. 1975 -- Sep 26, USAF Sikorsky CH-53 helicopter crash, east of Paderborn, Germany-- 16
- 256. 1977 -- Jun 21, USN TACAMO EC130Q Hercules takeoff crash, off Wake Island -- 16
- 257. 1978 -- Oct 06, USN C-118 transport crash into hill in fog near Santiago, Chile -- 16
- 258. 2017 -- July 10, USMC KC-130 (NY Reserve) crash, with Sp. Ops team, Leflore Co., MS--16

**Military Craft – Aviation Disasters Subset of Aviation List – by Mortality (continued):**

- 259. 1942 -- Jan 14, five USAAF planes crash, AL, ID, NH, TX, off coast of VA -- 15
  - 1 08:35, USAAF Bell P-39D airport approach crash near Harlingen, TX
  - 9 14:22, USAAF B-26B crash ~Black Creek Reservoir 9M SE of Boise, ID
  - 1 18:30, USAAF AT-6A crash 1M north of Craig Field, Selma, AL
  - 2 after 18:30 USAAF Vultee BT-13A crash, Atlantic, off coast of VA
  - 2 20:04, USAAF Douglas B-18A crash into Mt. Moosilauke, NH
- 260. 1942 -- Mar 05, 2 USAAF plane crashes, St. Lucie River, Port Sewall, FL; off NC/VA--15
  - 8 USAAF C-30 crash in St. Lucie River in severe rainstorm, Port Sewall, FL
  - 7 USAAF Y1B-17 out of Langley Field, Hampton, VA lost at sea off east coast
- 261. 1942 -- Apr 29, four USAAF planes crash; Kodiak, AK; Smyer, TX; Orlando, FL (2)-- 15
  - 7 USAAF B-17E and Curtis P-40E planes collide, 9M W of Orlando, FL
  - 7 USAAF B-18A bomber crash, Sharatin Mountain, near Kodiak, AK
  - 1 USAAF AT-6A crash near Smyer and Lubbock Army Flying School, TX
- 262. 1943 -- May 08, USAAF C-47 crash after takeoff 2M N Tinker Field, Oklahoma City OK-15
- 263. 1943 -- May 13, two USAAF B-24s collide mid-air 4M NE of Biggs Field, El Paso, TX--15
- 264. 1943 -- July 5, planes crash; USN PV-1, NAS Deland FL; USAAF B-24, Bakersfield CA-- 15
  - 8 USN PV-1 Ventura, Naval Air Station, Deland, FL
  - 7 USAAF B-24E approach crash (engine failure), 5M east Bakersfield, CA
- 265. 1943 -- Aug 10, 2 Walla Walla, WA USAAF B-17s crash, ~Cecil, OR, Paterson, WA-- 15

<sup>107</sup> Cross-listed in Violence (Attack).

- 8 Walla Walla AAB, USAAF B-17 bomber crash near Cecil, OR
- 7 Walla Walla AAB, USAAF B-17 bomber crash near Paterson, WA
- 266. 1943 -- Dec 05, US Army and Navy planes crash: Quonset Pt. RI; Kings Canyon, CA-- 15
- 9 USN PV-1 Ventura hot landing into hangar, NAS Quonset Point, RI
- 6 USAAF B-24E crash, Kings Canyon National Forest, CA

**Military Craft – Aviation Disasters Subset of Aviation List – by Mortality (continued):**

- 267. 1944 -- July 21, three USAAF C-47s lost, Atlantic, 25M off Cape Fear, NC -- 15
- 268. 1944 -- Oct 08, USAAF B-29 goes out of control/crashes, near Love Field, Dallas, TX-- 15
- 269. 1944 -- Nov 03, USAAF B-24 and P-39 collide, training ~Kingman Army Air Field, AZ-- 15
- 14 USAAF B-24
- 1 USAAF P-39 Airacobra fighter pilot
- 270. 1944 -- Nov 10, USAAF B-29 plane crash, near Clovis Army Air Field, NM -- 15
- 271. 1945 -- June 13, USAAF B-24 flight to US crashes, Sidhean Mor ~Gairloch, Scotland-- 15
- 272. 1945 -- June 17, USAAF B-24, Wales to Azores crash at sea 60M off Finisterre, Spain-- 10
- 273. 1945 -- July 04, USAAF B-25 missing, mt. terrain, Chengjiang, China to Dinjan, India-- 15
- 274. 1945 -- July 05, USAAF B-17 bound for US, engine fire/ditches 150M NW Lajes Fld., Azores--15
- 275. 1945 -- Aug 25, off-course USAAF B-24J flies into mountain, SE of Tollgate, OR -- 15
- 276. 1945 -- Oct 30, USAAF C-47A plane crash into mountain near Cuneo, Italy --all 15
- 277. 1949 -- Jan 26, USAF B-29, Dakar, Senegal to Norfolk, UK, lost ~Canary Islands, Spain-- 15
- 278. 1952 -- Feb 22, USAF F84 trng. flight hits power lines/crashes, Tsu Bu vlg., S Kor./14 dead-- 15
- 279. 1952 -- Mar 12, two USAF B-29's flying blind collide ~Sequin and San Antonio, TX-- 15
- 8 USAF TB-29 Superfortress 44-62223
- 7 USAF TB-29 Superfortress 55-87774
- 280. 1952 -- Apr 04, planes collide, USAF Globemaster & C-47, Mobile, AL -- 15
- 281. 1952 -- Apr 15, USAF B-36 takeoff crash and fire, near Fairchild AFB, Spokane, WA-- 15
- 282. 1953 -- Feb 02, USAF B-29 Superfortress takeoff crash, Wheelus Field, Tripoli, Libya-- 15
- 283. 1953 -- Nov 10 USN PBM plane crash, sea ~Che Ju Isl. 40M SW of Jindo, So Korea --14-15
- 284. 1953 -- Nov 17, USAF C-119F loses engine, hits paratroopers, crashes, Fort Bragg NC-- 15
- 285. 1955 -- May 25, USAF B-36J breaks-up in severe thunder storm ~Sterling City, TX --all 15
- 286. 1958 -- June 27, USAF SAC tanker crash, near Chicopee falls, MA -- 15
- 287. 1958 -- Dec 22, USAF C-54 transport from Elmendorf AFB crashes, Mt. Iliamna, AK-- 15
- 288. 1959 -- Nov 07, USAF C-47 crashes after take-off, Tainan, Formosa (Taiwan) -- 15
- 289. 1961 -- Apr 18, USAF C47, circling takeoff climb, foggy weather crash, Mt Parker, Hong Kong--15
- 290. 1962 -- Mar 08, USAF C-130A Hercules Plane Crash near Alencon, western France-- 15
- 291. 1967 -- Apr 25, USAF Super Constellation engine fire and crash off Nantucket Isl., MA--15
- 292. 1976 -- Sep 26, USAF KC-135 Stratotanker (61-0296) plane crash, near Alpena, MI-- 15
- 293. 1985 -- Oct 15, USMC Sea Knight helicopter off USS *Guadalcanal* crash, Onslow Bay, NC--15
- 294. 1989 -- Mar 12, USAF CH-3C 'Copter crash 20 mls NW of Tucson, ~Marana, AZ -- 15
- 295. 1925 -- Sep 3, Navy dirigible *Shenandoah* plane crash, Noble County, OH -- 14
- 296. 1942 -- Mar 15, 2 USAAF B-17s out of Pendleton OR crash within 2 hrs., OR/10, ID/4-- 14
- 10 off-course USAAF B-17 flies into Blue Mt., OR at night, poor weather
- 4 USAAF B-17 flies into ridge, missed approach 2<sup>nd</sup> lndg. attempt, Boise, ID.
- 297. 1942 -- Apr 12, two USN PBV-5A bombers fly into Mt. 7M E of Livermore, CA -- 14

298. 1942 -- June 4, USAAF LB-30 emer. Indg. approach crash 3M NW Hamilton Field, CA-14  
 299. 1942 -- Aug 19, USN PBY hits tug on takeoff, Coco Solo Navy Base, Panama Canal Zone-- 14  
 300. 1942 -- Aug 25, USN PBY-5 Catalina missing, Kodiak, Aleutians heading east AK -- 14  
 301. 1943 -- Feb 05, two USAAF B-25Cs collide midair 12M west of Newberry, SC -- 14  
 302. 1943 -- May 04, USAAF B-24, UK to US, flies into Mt. Fagradalsfjall, Iceland -- 14  
 303. 1943 -- Aug 28, 2 USAAF B-17Fs collide, 3<sup>rd</sup> hits debris ~Army Air Base, Harvard, NE-- 14  
 304. 1943 -- Oct 22, USAAF B-17 stall/crash in storm, Arkansas River ~Ponca City, OK-- 14  
 305. 1943 -- Oct 29, USAAF B-24 crash after takeoff, Atlantic off West Palm Beach, FL -- 14  
 306. 1943 -- Oct 29, USAAF C-47 engine loss, approach crash, Hoffman-Mackall AAF, NC--14  
 307. 1943 -- Dec 22, USAAF B-24H takeoff crash 3M NW Morrison Field, West Palm Beach FL--14  
 308. 1944 -- Feb 16, USN Air Transport R4D-1 flight missing, NAS Seattle to Kodiak, AK-- 14  
 309. 1944 -- June 08, USAAF B-25s collide/fall on homes/kill 10 civs., Kalihi, Honolulu, HI--14  
 310. 1945 -- Mar 10, USN PB4Y-1 lost, training flight NAS Jacksonville FL to Bahamas-- 14  
 311. 1945 -- Apr 11, two USAAF TB-17Fs AP approach collision near Jackson AAB, MS-- 14  
 312. 1945 -- May 05, USAAF B-17 crash, night, Charco Azul mts./hills SE of Cienfuegos, Cuba--14  
 313. 1945 -- July 23, USAAF B-24 engine fire/separation, crash, Tarskavaig, Isle of Skye, Scot.-- 14  
 314. 1945 -- July 28, B-25 bomber flies into Empire State Building in fog, NYC, NY<sup>108</sup> -- 14  
 315. 1945 -- Sep 12, USN PB4Y-2 Privateer take-off engine fire/crash ~Master Field, Miami, FL-- 14  
 316. 1945 -- Oct 31, US Navy R4D-7 transport crash in heavy fog, Rich Mountain, AR -- 14  
 317. 1945 -- Dec 03, USAAF C-47B crash 10 miles SE of Carlos Pellegrini, Argentina --all 14  
 318. 1947 -- Sep 19, USAF C-54 in-flight fire/crash 3.1M SW off Puerto San Juan, Peru -- 14

**Military Craft – Aviation Disasters Subset of Aviation List – by Mortality (continued):**

319. 1951 -- Apr 27, USAF F-51 Mustang jet hits USAF B-36, NE of Perkins, OK -- 14  
 320. 1953 -- Jan 16, USAF C54 approach crash, Harmon AFB, Stephenville NFLD, Can. --13-14  
 321. 1954 -- June 27, USAF KC-97G Stratotanker flies into Box Springs Mountain, CA --all 14  
 322. 1955 -- Mar 06, USAF C-54 flies into mountain side and burns, ~Taitung, Taiwan --all 14  
 323. 1955 -- Sep 24, five USAF planes crash (11 deaths), one Flying Tiger Line crash (3)-- 14  
     --7 USAF SC-47D near Burns, WY  
     --1 USAF F-84F Thunderstreak #51-17083, 22M E of Langley AFB, Hampton, VA  
     --1 USAF F-84F Thunderstreak #52-6517, 5M NE of Langley AFB, Hampton, VA  
     --1 USAF F-84F Thunderstreak #52-7029, Chesapeake Bay off Langley AFB, VA  
     --1 USAF F-84F Thunderstreak #52-7038, 25M NE Langley AFB, Hampton, VA  
     --3 Flying Tiger Line C-54A (military cargo contract), 1000M W of Honolulu, HI  
 324. 1955 -- Nov 17, blown off course USAF DC-4 flies into top of Mt. Charleston, NV --all 14  
 325. 1955 -- Nov 29, USAF F-84 (1) takeoff malfunction into base housing/13, Eielson AFB, AK--14  
 326. 1963 -- Jan 30, US Navy ASW P-3A plane crash, ~250M off Atlantic City, NJ --all 14  
 327. 1965 -- Aug 28, USAF C47 crashes into mount Cerro Calima near Cali Columbia --all 14  
 328. 1967 -- Dec 14, USN P2V-7 Neptune plane crash ~Sea Otter Glacier, Mt. Fairweather, AK--14  
 329. 1969 -- Dec 22, USN jet engine failure; crash kills ground personnel, Miramar NAS, CA-- 14  
 330. 1972 -- June 03, Brunswick ME-based US Navy P-3 Orion plane crash, mt., Morocco-- 14  
 331. 1973 -- Mar 08, US Army Golden Knights parachute team plane crash, Silk Hope, NC-- 14  
 332. 1981 -- May 26, USN EA-68 Prowler plane crash, USS *Nimitz*, off Jacksonville, FL<sup>109</sup>-- 14

<sup>108</sup> Cross listed in Fog as contributing condition.

<sup>109</sup> Cross-listed in Maritime.

- 333. 1983 -- Apr 30, USN C-131 engine fire/crash, St. John's Riv., ~Jacksonville NAS, FL-- 14
- 334. 1983 -- June 16, US Navy P-3B Orion (152720) plane crash into mountain, Kauai, HI-- 14
- 335. 1989 -- May 29, USMC CH46 Sea Knight helicopter crash, trng. exercise, off Okinawa--14
- 336. 1996 -- May 10, two U.S. Marine helicopters collide, Camp LeJeune, NC -- 14
- 337. 2015 -- Oct 2, USAF C130 takeoff crash, yoke blocked by pilot, Jalalabad AP, Afghanistan-- 11US of 14

**Military Craft – Aviation Disasters Subset of Aviation List – by Mortality (continued):**

- 338. 1942 -- Feb 11, four USAAF planes crash, Taft & Lemoore CA, Granby CT, Tolt WA-- 13
  - 2 08:50, Gardner Field, USAAF Vultee BT-13A crash, Taft, CA
  - 6 15:50, Bradley Field, CT USAAF Lockheed A-29 crash, East Granby, CT
  - 1 15:20, Lemoore Army Air Field USAAF BT-13A, 14M NW Lemoore, CA
  - 4 23:50, McChord Field USAAF Martin B-10BM crash near Tolt, WA
- 339. 1942 -- Feb 20, seven U.S. military planes crash, CA, Wash. DC, TX (2), WA (2) -- 13
- 340. 1943 -- Apr 23, two USAAF B-26C bombers collide mid-air over Englewood, FL --all 13
- 341. 1943 -- June 25, USN PBY-5 Catalina crash, St. John River ~Green Cove Springs, FL-- 13
- 342. 1943 -- June 27, two USAAF B-25s on nighttime navigational trng. flight crash in GA-- 13
  - 6 USAAF B-25C flies into terrain under cloud-cover 18M NE of Sandersville
  - 7 USAAF B-25C hits tree flying low under clouds 20M NNE Augusta
- 343. 1943 -- July 19, USAAF C-53D crash in turbulent storm 9M W of Lincoln, NE --all 13
- 344. 1943 -- July 24, USAAF B-17 crash into hill 10M N of Ephrata Army Air Base, WA--all 13
- 345. 1944 -- Jan 02, USAAF B-17G breaks-up, icing, McClellan Field, Sacramento, CA --all 13
- 346. 1944 -- Jan 20, USN PB4Y1 Liberator takeoff crash/engine failure, Camp Kearny, CA-- 13
- 347. 1944 -- Feb 03, two USAAF B-26Bs collide in formation, 7M W of Garland, AR --all 13
- 348. 1944 -- Feb 07, two USAAF planes crash at Parkton, NC and at Wendover Field, UT-- 13
  - 9 USAAF B-24 crash into rising terrain 8M NE Wendover Field, UT
  - 4 USAAF C-47A break-up in mid-air after doing a loop, Parkton, NC
- 349. 1944 -- May 19, USN 32226 PB4Y-1 Liberator plane crash ~MCAS Cherry Point, NC-- 13
- 350. 1944 -- Nov 11, USAAF C-47B plane crash, Strawberry Peak, near Glendale, CA --12-13
- 351. 1944 -- Dec 05, USAAF P-47/B-24J planes collide near Walterboro AAF, SC -- 13
- 352. 1944 -- Dec 29, USAAF C-47A crash into hillside near Adak Army Air Base, AK --all 13
- 353. 1945 -- Jan 06, USAAF C-46 crash, Himalayan mt.-side, Arunachal Pradesh, NE India--all 13
- 354. 1945 -- Apr 19, USN R4D-5 crash in fog after takeoff, Gooseberry Hill, Australia --all 13
- 355. 1945 -- July 8, USAAF B-29 encounters thunderstorm/loses tail/crashes 20M ~Pueblo AAB, CO--13
- 356. 1945 -- July 13, USAAF B-24 enters severe turbulence, crash, Southport, ~Panama City, FL--13
- 357. 1945 -- July 14, USAAF B-29 crash after takeoff, sandstorm? ~Kirtland Fld., Albuquerque NM-13
- 358. 1945 -- July 25, thunderstorm, USAAF TC-47B wing fails/crash 13M NE of Tampa, FL-- 13
- 359. 1945 -- Aug 28, USAAF B-32 takeoff power loss, crash, runway-end pit, Yontan, Okinawa-13
- 360. 1945 -- Aug 1, USAAF B-17 bound for US, engine failure/ditches, Tyrrhenian Sea off W. Italy--13
- 361. 1945 -- Oct 18, USAAF TB-24J engine fire just after takeoff, crash ~Hondo AAF, TX-- 13
- 362. 1946 -- July 18, USAAF C-47 transport crash, in severe thunderstorm ~Goodland, KS-- 13
- 363. 1948 -- Aug 12, USAF B-29 goes out of control on takeoff climb, crashes 6M S Roswell NM--13
- 364. 1948 -- Nov 03, USAF B-29 bomber crash, Shelf Moor, near Manchester, England -- 13
- 365. 1949 -- Sep 26, USAF B-29 explosive decompression/crash near Talihina, SE OK --all 13
  
- 366. 1950 -- Apr 11, USAF B-29 crash, Manzano Nuclear Wpn. Storage Area ~Kirtland AFB, NM--13

- 367. 1950 -- Nov 16, USAF KB29 tanker and B-50 collide & crash ~Sil Nakya village, AZ-- 13
- 368. 1951 -- Aug 20, USAF T-33A crash after takeoff, hits Army truck/burns, Fort Dix, NJ-- 13
  - 2 in the T-33A
  - 11 Army soldiers on the ground
- 369. 1952 -- Aug 8, USN PBM Mariner seaplane crash, hilltop ~Nagahama, Ehime, Japan--all 13
- 370. 1952 -- Dec 1, USAF C47B flies into Mt. San Gorgonio, snowstorm, ~Banning, CA--all 13
- 371. 1954 -- Oct 06, USAF RB-50G plane crash and fire, near Willows, Glenn County, CA-- 13
- 372. 1955 -- Jan 17, USN C121 Super Constellation 2 engines out, crash off Stephenville NL Can--13
- 373. 1955 -- Sep 8, USAF B29 Superfortress crash, ocean so. of Ishigaki Island, Okinawa, Japan--13
- 374. 1957 -- Feb 02, two USAF KB-29P tankers collide, poor visibility, trng. mis. Morigny, France- 13
- 375. 1958 -- Sep 08, USAF B-52s collide on Fairchild AFB approach ~Airway Heights, WA--13
- 376. 1958 -- Sep 09, USAF Douglas C47 plane crash taking off, Elmendorf AFB, Anchorage, AK--13

**Military Craft – Aviation Disasters Subset of Aviation List – by Mortality (continued):**

- 377. 1962 -- May 17, USAF C130 Hercules flies into cloud shrouded mt., 20M W Nairobi, Kenya--13
- 378. 1962 -- Dec 26, USN P5M1 Marlin Seaplane lost at sea 350M SW of San Diego, CA-- 13
- 379. 1964 -- Dec 04, USN P3A Orion fire, crash, 25M W off Luzon, Cubi Pt NAS, Philippines--13
- 380. 1968 -- Jan 17, USAF Stratotanker takeoff plane crash, Minot AFB, ND -- 13
- 381. 1969 -- Feb 05, USAF HC-130 rescue plane crash into sea ~100M south of Taiwan -- 13
- 382. 1970 -- May 04, USAF Convair T-29D plane crash after takeoff ~Hamilton AFB, CA-- 13
- 383. 1972 -- Dec 05, USAF C-130/12 crew, collides with SC ANG F-102, ~Conway, SC -- 13
- 384. 1977 -- Dec 11, Brunswick NAS-based USN Orion crash, fog, Mt El Hierro, Canary Isl.-- 13
- 385. 1990 -- Aug 29, USAF C-5A Galaxy plane crash, Ramstein U.S. Air Base, Germany-- 13
- 386. 1992 -- Nov 30, two USAF C-141 transports collide mid-air, near Harlem, MT -- 13
  
- 387. 1940 -- June 17, two USAAF B-18s collide and crash, Bellerose Manor, Queens, NY-- 12
- 388. 1941 -- Nov 2, US Naval Patrol “Flying Boat” crash, mountain ~Krisuvik, Iceland -- 12
- 389. 1942 -- Mar 18, twelve USAAF planes crash, CA (5), GA, OH (4), TX, WV -- 12
  - 4 P-39Fs crash, “blinding snowstorm,” 6½M E of Lima, OH; all 4 pilots killed.
  - 1 A-20C crash in cloud covered valley, off-route over hometown, ~Durbin, WV
  - 1 BT-13s collide on final approach to Cochran Field, Macon, GA.
  - 5 All 5 BT-13A pilots, inclement weather, ~Lebec, Quail Lake, Tehachapi, S CA
  - 1 AT-61 takeoff crash Moore Field, Mission TX, 10:55 p.m.
- 390. 1942 -- Apr 02, six USAAF planes crash, Helena, AR, CA, GA/2, TX, Everett, WA-- 12
  - 2 Lockheed P-38D takeoff crash into mess hall, Paine Field, Everett, WA.
  - 3 Douglas DB-7B out of Savannah maneuvering crash, 5M S of Pearson GA.
  - 1 Stearman PT-17 crash 3M N of Helena, AR, 11:35 a.m.
  - 2 Vultee BT-13A crash, Nichols Ranch ~Goodfellow Field, San Angelo, TX.
  - 2 Vultee BT-13A stall and spin crash, 3½M S of Planada near Merced, CA.
  - 2 Curtis AT-9 right wing structural failure and crash 5M S of Leary, GA, 8:45.
- 391. 1942 -- May 12, 5 USAAF planes crash, Breckenridge, Blanchard, Waukomis OK, Paine Field, WA-- 12
- 392. 1942 -- June 08, USN Airships Defender/G-1 & L-2 collide, Atlantic off Lakehurst NJ-- 12
- 393. 1942 -- Oct 23, American Air 28 and USAAF B-34 collide 3M N Palm Springs, CA-- 12
- 394. 1942 -- Dec 5, USAAF C-47 approach crash 2M S of Maxwell Field, Montgomery, AL--12
- 395. 1942 -- Dec 30, USAAF B-17F icing crash 8M south of Musselshell, MT -- 12

**Military Craft – Aviation Disasters Subset of Aviation List – by Mortality (continued):**

396. 1943 -- Jan 25, USAAF B-17 crash letting down in low clouds, 2M NW New Albany, OH--12  
397. 1943 -- Feb 17, USAAF B-17F structural failure and crash, near Huron, SD -- 12  
398. 1943 -- May 20, USAAF B-24 missed approach crash into natural gas tank, fog, Chicago IL-12  
399. 1943 -- July 05, USAAF B-24 search mission crash, fog, Green Mt., San Miguel Isl., CA--12  
400. 1943 -- July 25, two B-25s AP approach collision, Santa Fe Beach Havana, Cuba -- 12  
401. 1943 -- July 28, USAAF B-24E dive recovery structural failure crash, Adena, CO --all 12  
402. 1943 -- Aug 18, USN PBM-3C Mariner patrol plane crash off Montauk Pt. Long Is., NY--12  
403. 1943 -- Aug 18, USAAF B-24E engine fire and crash, Otero County, NM --all 12  
404. 1943 -- Nov 18, USAAF B-24J Liberator crash 9 miles north of Melrose, NM --all 12  
405. 1943 -- Dec 15, USAAF B-17F takeoff engine problem & crash, Ardmore AAF, OK--all 12
406. 1944 -- Feb 16, USAAF B-17F out of fuel after failed landing attempts crash, Wimauma, FL--12  
407. 1944 -- Feb 22, USAAF B-17F, off course/instrument conditions crash, Blue Mt., NJ-- 12  
408. 1944 -- Feb 25, USAAF B-17 & AT-6A collide 15M NW Army Air Field, Las Vegas, NV--12  
409. 1944 -- Mar 03, two USAAF B-26s collide 10M N of Barksdale Field, Shreveport, LA-- 12  
410. 1944 -- Mar 05, USAAF B-24E engine fire/explosion/crash, east off Jacksonville, FL-- 12  
411. 1944 -- Apr 11, US Navy War Eagles P-3C Orion crashes east of Columbus, NM -- 12  
412. 1944 -- Apr 14, USN heavy bomber crash 22M E of Palomas, MX, 1000 feet from TX border-- 12  
413. 1944 -- Apr 25, two USAAF B-24s collide midair 15M NE Yuma Army Air Field, AZ-- 12  
414. 1944 -- May 30, USN PB4Y and F4F collide over Palomar Mt., San Diego County, CA--12  
415. 1944 -- June 28, 3 USAAF planes crash: ~Selma AL/5; ~Dermott AR/2; ~Yuma AZ/5-- 12  
    --5 USAAF C-60A Lodestar, lost engine on takeoff, crashed ~Selma AAF, AL  
    --2 USAAF BT-13A, left wing failed in flight near Dermott, AR  
    --5 USAAF B-17 G Flying Fortress flew into mountainside at night ~Yuma, AZ
416. 1944 -- July 19, USAAF B-24J #42-51617 breaks-up/crashes 5M N of Touchet, WA-- 12  
417. 1944 -- Sep 17, USAAF B-29 crashes buzzing a farmhouse, 1M S of Copeland, KS<sup>110</sup>-- 12  
418. 1944 -- Sep 24, USAAF C-47 hits 2nd C-47 parachute bundle/crashes, Camp Mackall, NC--12  
419. 1944 -- Oct 24, USAAF B-17 eng. problem, emer. lndg. crash/explosion, Russell, KS-- 12  
420. 1944 -- Oct 26, USAAF C-46A planes collide, Reno Army Air Base, NV -- 12  
421. 1944 -- Nov 07, USN PB4Y-1 Liberator plane crash, off Fort Monroe, VA -- 12  
422. 1944 -- Nov 30, USAAF B-24 and USN PB4Y-5 planes crash, ID & CA -- 12  
    --4 USAAF B-24J Liberator pilot error crash near Mountain Home AFB, ID  
    --8 US Navy PBM-5 crash, night, poor weather/low visibility, Mt. Tamalpais, CA
423. 1944 -- Dec 25, USAAF C-47A plane crash, Roundtop Mt. near Harrisburg, PA --11-12
424. 1945 -- Mar 10, USAAF B-24 crash Atlantic near Montauk Point, Long Island, NY -- 12  
425. 1945 -- Apr 01, USAAF B-29 engine fire and crash, 6 miles NE of Alamogordo, NM-- 12  
426. 1945 -- Apr 16, USAAF B-29 ferry flight too-low approach hits water, Pango Bay, Guam-- 12  
427. 1945 -- Apr 17, US Navy PB4Y-1 patrol plane crash, training ex. off Mayport, FL -- 12  
428. 1945 -- May 23, US Navy PB4Y-1 Liberator engine failure, crash at sea off Iwo Jima-- 12  
429. 1945 -- June 21, USAAF Catalina test flight lost 110M S off Los Negros, Admiralty Isls.--11  
430. 1945 -- June 30, USAAF B-29 night navigation crash into mt., 8M ~Guadalupe Peak, TX--12

<sup>110</sup> Crash into farmhouse killing grandfather and one-year-old grandson, in addition to ten U.S. service crewmen.



- 431. 1945 -- July 10, USN PBM-3C plane missing, last contact off Providence Isl. Bahamas-- 12
- 432. 1945 -- July 30, USAAF B-24 crash in forest near Schofield Barracks, Oahu, HI --all 12
- 433. 1945 -- Aug 30, USAAF B-29 with POW supplies crashes, Mt. Oyajiyama, Japan --all 12
- 434. 1945 -- Sep 01, USAAF B-24J takeoff crash, near Hondo Army Air Field, TX --11-12
- 435. 1945 -- Oct 16, USAAF C-47 engine fire, crash 60 mls NW of Saipan, Mariana Islands--12

**Military Craft – Aviation Disasters Subset of Aviation List – by Mortality (continued):**

- 436. 1946 -- Jan 13, USAAF C-46 initial climb crash into sea, off Majuro, Marshall Islands-- 12
- 437. 1946 -- June 12, USAAF B29 crash & fire, Collins Gap, near Clingman's Dome, TN-- 12
- 438. 1945 -- June 16, USAAF C-47 flight to AUS crash on mt. ~Moikisung, Papua New Guinea--12
- 439. 1946 -- Aug 1, USN PB4Y-2 Privateer crash after takeoff from Camp Kearny MCAS, CA --all 12
- 440. 1946 -- Oct 11, planes crash; Franconia, VA; near NAS Kaneohe, HI; Rio de Janeiro-- 12
  - 5 USAAF B-25 crash in fog, Franconia, 6M west of Alexandria, VA
  - 2 USN patrol bomber crashed after takeoff near NAS Kaneohe, Oahu, HI
  - 5 USAAF C-45 hits mt. peak in simulated bombing run, Rio de Janeiro, Brazil
- 441. 1947 -- Jan 27, USAF B-29 Superfortress plane crash, Kirtland Field, NM -- 12
- 442. 1947 -- Feb 24, USAF B-29 weather reconnaissance plane lost, Bering Sea or W. AK-- 12
- 443. 1947 -- June 14 USAAF B-29 plane crash, Hawks Mountain, VT -- 12
- 444. 1947 -- Dec 16, USAF B-29 crash after Davis-Monthan Field takeoff near Tucson, AZ-- 12
- 445. 1948 -- Jan 27, USAF C-47 crash (dependents), snowstorm, Cheval Blanc Mt., France-- 12
- 446. 1948 -- May 09, USN PBY-6A Catalina plane lost, San Juan, PR to Key West, FL -- 12
- 447. 1948 -- Aug 11, USN PB4Y-2 flies into cliff, Rota Island (northern Mariana Islands)-- 12
- 448. 1948 -- Nov 03, US Navy PB4Y-2 plane crash, 10M off Port Moller, Kodiak AK --all 12
- 449. 1949 -- Oct 13, Lakenheath AB USAF B50 takeoff engine fire/crash ~Isleham Eng.--US/11 of 12
- 450. 1950 -- Mar 23, USAF B-50 in-flight engine fire/explosion/wing loss/crash NNW Hyder, AZ--12
- 451. 1951 -- Aug 12, USAF Consolidated Privateer plane crash, Amak Island, AK -- 12
- 452. 1951 -- Oct 15, USAF C-97A lost, North Atlantic, Azores to Westover AFB, MA -- 12
- 453. 1952 -- Jan 14, USN P4Y-2 crash after 2 engines fail 6M SW of Yokohama, Japan --all 12
- 454. 1952 -- Feb 01 USAF B29 hits 2<sup>nd</sup> B29/no deaths 2<sup>nd</sup> plane, 5M off Bolo Point Okinawa --all 12
- 455. 1952 -- Mar 26, two USAF planes crash, Davis-Monthan AFB/8, AZ; Albuquerque, NM/4-- 12
- 456. 1952 -- Apr 09, USAF F-94 fighter & C-47 transport collide in clouds ~Otis AFB, MA--all 12
- 457. 1952 -- Jun 13, USAF RB-29 intel plane out of Yokota Air Base, Japan, shot down, Sea of Japan--12
- 458. 1952 -- Aug 7, USN plane crash, mts., returning to base, one engine/bad weather, so. of Bataan, Philippines-12
- 459. 1953 -- Jan 13, USAF B-50D Superfortress spins down out-of-control ~Gridley, CA--all 12
- 460. 1953 -- July 02, USN PBM-552 Mariner engine failure / crash, 25M off Adak, AK --all 12
- 461. 1955 -- Sep 1, USAF C-47 crash/burned, emergency landing attempt, Skwentna, AK--all 12
- 462. 1956 -- Sep 24, USAF C-47 plane crash, Mount Yale, near Buena Vista, CO -- 12
- 463. 1957 -- Jan 17, USAF Weather B-50 plane crash after takeoff ~Eielson AFB, AK --all 12
- 464. 1958 -- May 20, planes collide, Capital Air & MD Air Nat. Guard, Brunswick, MD -- 12
- 465. 1959 -- Feb 04, USAF weather B-50 plane crash, out of Kindley US AFB, Bermuda-- 12
- 466. 1960 -- July 11, US Air Mission Colombia USAF crash, Mt Pichincha, Ecuador--18/US 12
- 467. 1962 -- Jan 12, US Navy P2V Neptune crash, Kronborg Glacier, Greenland --all 12

- 468. 1962 -- Aug 01, USN Marlin P5M crash, Zambales Mountains, northern Philippines-- 12
- 469. 1964 -- Oct 27, USN bomber hits pole/crashes into bldgs., low-level flyover, El Centro NAF, CA-12
- 470. 1964 -- Nov 27, USN Lockheed P-2V Neptune plane crash, Cape Newenham, AK -- 12
- 471. 1966 -- May 18, USAF KC-135 Stratotanker takeoff crash, Kadena AB, Okinawa -- 12
- 472. 1967 -- Apr 28, USN P3A Orion patrol flight lost at sea off Tsushima Isl., Japan --all 12
- 473. 1968 -- Jan 16, US Navy P3A Orion crash in snowstorm on Mt. Kamegamori, Japan--all 12
- 474. 1968 -- Apr 01, USN P3B coastal surveillance plane shot down, Gulf of Thailand<sup>111</sup>-- 12
- 475. 1968 -- June 25, three US Army helicopters collide, ~Bearcat, South Vietnam --29/US 12
- 476. 1969 -- Mar 08, USAF C130 crash short of runway, Ching Chuan Kang AB, Taiwan-- 12

**Military Craft – Aviation Disasters Subset of Aviation List – by Mortality (continued):**

- 477. 1985 -- Mar 13, US Army Black Hawk (technical failure?) crash, Fort Bragg, NC --all 12
- 478. 1992 -- Oct 29, USAF Pave Hawk helicopter crash ~Antelope Island, Great Salt Lake UT--12
- 479. 1998 -- Sep 4, two USAF Pave Hawk helicopters (6&6) collide at night, Nellis Range NV--12
- 480. 2016 -- Jan 14, two US Marine helicopters crash off Haleiwa, Oahu, HI -- 12
  
- 481. 1938 -- Feb 02, two USN PBY-2 bombers collide mid-air 70M off San Clemente, CA-- 11
- 482. 1938 -- Mar 30, war games, 2 USN Consolidated patrol bombers crash, off Oahu, HI-- 11
  
- 483. 1939 -- Aug 11, two USAAF planes crash, Langley Field VA (9); Miramar CA (2) -- 11
  
- 484. 1941 -- Jan 04, Navy transport *R2D-1* approach crash, White Mt. 35m E San Diego, CA--11
- 485. 1941 -- Dec 30, 3 USAAF planes crash in CA; ~Allensworth, Keller Peak, Oakland -- 11
  
- 486. 1942 -- Nov 11, USN PBM-1 crash off Banana River NAS, 5M from Melbourne FL-- 9-11
- 487. 1942 -- Oct 3, USN Sikorsky flying boat *Excalibur* takeoff crash, Botwood, NFLD, Can.--11
- 488. 1942 -- Oct 17, USAAF B-17 crash, north slope Sierra Grande Mt., 7M SW Des Moines NM--11
  
- 489. 1943 -- Jan 06, USAAF B-24 tail section structural failure crash 3M W White City, KS--11
- 490. 1943 -- Jan 17, USAAF B-24 crash, too-fast spin recovery 10M N Alamogordo AAB, NM--11
- 491. 1943 -- Jan 18, USAAF B-24 flies into Bassett Peak, Galiuro Mts. 43M NE Tucson, AZ-- 11
- 492. 1943 -- Jan 24, USAAF B-24 crash, White Sands Nat. Monument 10M W Alamogordo NM--11
- 493. 1943 -- Jan 31, USAAF Consolidated Liberator plane crash, Tucson, AZ -- 11
- 494. 1943 -- Feb 06, USAAF C49K, Fort Nelson BC-Seattle crash, Tuchodi Lake peak, BC, Can.--11
- 495. 1943 -- Feb 28, 2 USAAF B-26 bombers collide mid-air, bombing range, Avon Park FL-11
- 496. 1943 -- Mar 27, USAAF C-47 structural failure and crash, Oliver Springs, TN --all 11
- 497. 1943 -- Mar 29, USAAF B-17F flies into ground 5M NE of Ephrata AAB, WA --all 11
- 498. 1943 -- Apr 15, USAAF AT-18 landing crash Buckingham AAF, Fort Myers, FL --all 11
- 499. 1943 -- May 07, USAAF B-17F airport approach crash 4M W Army Air Base, Dalhart, TX--11
- 500. 1943 -- May 22, USAAF B-17G crash 5M SE of Rapid City Army Air Base, SD --all 11
- 501. 1943 -- May 30, USAAF B-17F flies into 4,990 ft. mount. 32M SE of Salt Flat, TX --all 11
- 502. 1943 -- May 31, USAAF C-67 flies into clouded Desatoya Peak, Smith Creek Valley, NV-- 11
- 503. 1943 -- June 13, two USAAF B-17Fs in formation collide, 1 crashes 2M SW Fedora, SD-11
- 504. 1943 -- July 07, USN PB4Y-1 Liberator dove into sea off NAS Barbers Pt., Oahu, HI--all 11

---

<sup>111</sup> Cross-listed in Violence (Attack)

- 505. 1943 -- July 15, USAAF B24D sea crash at end of runway, Castle Harbour, Bermuda-- 11
- 506. 1943 -- July 19, USAAF B-24 structural failure crash, Taylor Canyon 27M NE Gunnison CO- 11
- 507. 1943 -- July 28, USAAF B-24 emer. Indg. approach crash 12M N Biggs Field, El Paso, TX--11
- 508. 1943 -- Aug 09, US Navy bomber crashes (3) into bus (8), Pearl Harbor Navy Yard, HI--11
- 509. 1943 -- Aug 14, USAAF B-24E forced Indg. attempt crash, field 10M S Ellsworth, KS-- 11
- 510. 1943 -- Aug 14, USAAF B-24E crash into box canyon cliff 13M S of Dubois, WY --all 11
- 511. 1943 -- Aug 24, USAAF B-17F crash, Gibson Ranch ~Dovetail & Winnett, MT --all 11
- 512. 1943 -- Sep 05, USAAF C-53D Skytrooper turbulence break-up 10M S of Sedalia, MO--11
- 513. 1943 -- Sep 22, USAAF B-24D drops under ceiling into rising terrain near Covert, KS-- 11
- 514. 1943 -- Sep 28, USAAF B-24H formation slipstream stall/crash 3M N Fountain, CO-- 11
- 515. 1943 -- Sep 30, USAAF B-24H crash, Mt. Logan ~5M northwest of Shawnee, CO -- 11
- 516. 1943 -- Oct 3, USAAF B-17F runway approach crash, Brooksville Army Airfield, FL-- 11
- 517. 1943 -- Nov 25, two USAAF B-24Es collide/crash 5M N Liberal Army Airfield, KS-- 11
- 518. 1943 -- Dec 27, two military plane crashes, one in FL and one in NY -- 11
  - 6 USAAF B-17E Fortress crash in fog, .5M N of Hendricks Army Airfield, FL
  - 5 USN PV-1 Ventura crash and explosion, Rockaway Inlet, NY

**Aviation Disasters Subset – MILITARY AIRCRAFT – By Mortality (continued):**

- 519. 1944 -- Jan 26, USN PBM-35 hits ammo. magazine during landing, NAS Key West, FL--11
- 520. 1944 -- Mar 15, USAAF B-24E flies into Bull Mt. at night, 5M NE of Stuart, VA --all 11
- 521. 1944 -- Apr 07, Westover Field MA USAAF B-24 engine trouble/lost, Atlantic ~Montauk Pt.--11
- 522. 1944 -- Apr 24, USAAF B-17G crash, 6M SW of Ardmore Army Air Field, OK --all 11
- 523. 1944 -- May 13, USAAF B-24H crash near Batista Field, Havana, Cuba --all 11
- 524. 1944 -- May 30, USN PB4Y-1 emer. landing attempt crash, NAAS Chincoteague, VA-- 11
- 525. 1944 -- July 02, USAAF B-29 break-up in thunderstorm/crash 5M NE Harmon, OK --all 11
- 526. 1944 -- Sep 27, USAAF RB-24E plane crash (icing?) 2M SW of San Jon, NM -- 11
- 527. 1944 -- Oct 15, USAAF B-29 crash after takeoff, Alamogordo Army Air Base, NM -- 11
- 528. 1944 -- Oct 24, USAAF B-29 hits tree after takeoff ~Barksdale Field, Shreveport, LA-- 11
- 529. 1944 -- Nov 13, USAAF C-47 crash, near Army Air Base, Casper, WY -- 11
- 530. 1944 -- Nov 18, USAAF B-24J plane crash near March Field, Riverside, CA -- 11
- 531. 1944 -- Dec 27, USAAF B-24J plane crash, near Mattituck, Long Island, NY -- 11
  
- 532. 1945 -- Jan 09, USAAF B-24 breakup and crash near Chatham Field, Savannah, GA-- 11
- 533. 1945 -- Jan 17, USAAF B-17F engine fire and crash 6M NW of Bay Minette, AL -- 11
- 534. 1945 -- Jan 26, USN PB4Y-1 Liberator landing crash, ~NAAS Jacksonville, FL -- 11
- 535. 1945 -- Feb 09, USAAF B-24D Liberator crash into side of mountain near Denio, OR-- 11
- 536. 1945 -- Mar 03, USAAF B-17 too-low plane crash in heavy rain, near Winnfield, LA-- 11
- 537. 1945 -- Apr 11, Charleston SC-based USAAF B-24J crash at sea off Charleston, SC--all 11
- 538. 1945 -- Apr 24, USAAF B-29 plane fire and crash, Gulf of Mexico, off Key West, FL-- 11
- 539. 1945 -- Apr 27, USAAF C-46 plane crash, Palo Duro Canyon, south of Claude, TX --all 11
- 540. 1945 -- May 10, USAAF B-17 hits B-17 turbulence/collision/crash, Braintree England-- 11
- 541. 1945 -- May 11, USAAF B-29 engine failure, crash Indg., MacDill AAF, Tampa, FL--9-11
- 542. 1945 -- May 12, USAAF B-24 flies into cloud-covered tree-tops ~Anderson Cliff, CA--all 11
- 543. 1945 -- June 30, USAAF TB-24J emergency landing crash, Las Vegas Field, NV -- 11
- 544. 1945 -- July 14, USAAF TB-25C engine-related crash, 1 mile NW of Weldon, TX -- 11

545. 1945 -- July 22, USAAF B-24M engine problem, crash, James River ~Newport News, VA--11  
 546. 1945 -- Aug 9, USAAF B-24 loses No. 1 engine power, crash ~Buckingham Field, Ft. Myers, FL-- 11

**Aviation Disasters Subset – MILITARY AIRCRAFT – By Mortality (continued):**

547. 1946 -- Apr 4, USN R4D-6 transport hits mountain at night ~15M SE Albuquerque, NM--11  
 548. 1946 -- May 17, USAAF C-47 with POW remains hits hillside, Tripura district, India--all 11  
 549. 1946 -- Oct 01, USAAF B-29 Superfortress crash in storm/burns, Buffalo Valley, NV--all 11  
 550. 1948 -- Nov 01, USAF C-47 plane breakup and crash, Thunderstorm, ~Muldrow, OK-- 11  
 551. 1948 -- Nov 07, USAF B-29 out of Kadena AB, Okinawa, crash at sea NW of Guam-- 11  
 552. 1949 -- Sep 23, USAF B-29 takeoff crash (engine failure), Andersen AFB (US), Guam-- 11  
 553. 1949 -- Nov 03, USAF RB-29 engine issue after takeoff, crash off Kindley US AFB, Bermuda--11  
 554. 1949 -- Dec 22, USAF B-50 fire after takeoff and crash, Argyle Isl. ~Savannah, GA --all 11
555. 1950 -- Sep 6, USAF C-54 explosion/crash after takeoff 4M NW Osaka-Itami Air Base, Japan-- 11  
 556. 1950 -- Dec 23, USN P2V Neptune crash, McCreight Mt., Vancouver Isl., BC, Can.-- 11  
 557. 1951 -- Apr 26 USAF B-29 Superfortress landing crash, Lajes AFB, Terceira, Azores, Portugal-- 11  
 558. 1951 -- May 10, two USAF F-80s collide, one crashes killing 10 on ground, Fukuoka, Japan-- 11  
 559. 1951 -- Aug 13, USAF B-50 plane crash, Lester Apartments, Beacon Hill, WA -- 11  
 560. 1951 -- Nov 27, USN Martin PBM-5 Mariner crash in ocean 7M off San Diego CA --all 11  
 561. 1952 -- Apr 08, USAF B-25 flies into Golden Peak, near Golden, CO --all 11  
 562. 1952 -- June 24, NM-based USAF B-50 Superfortress crash near Lakenheath, UK -- 11  
 563. 1952 -- Oct 08, USAF B29 and F94 collide midair (all 11 on B29 killed) ~Portland, OR--11  
 564. 1952 -- Nov 06, USAF B-50 crash in gale High Wood 2M W of Great Dunmow, Eng.-- 11  
 565. 1952 -- Nov 12, US Navy P4Y-2 Privateer plane crash, 10M W of Shelton, WA --all 11  
 566. 1953 -- Mar 22, USN PBM out of Naval Operating Base Trinidad missing N of Dom. Rep.--11  
 567. 1954 -- May 31, USAF C47/MN ANG AP approach crash, gravel pit/heavy fog, Duluth IAP, MN--11  
 568. 1954 -- Sep 28, USN PB-5 Marlin takeoff crash, Sangley Point NAS, Philippines -- 11  
 569. 1955 -- Feb 17, USN P-2 Neptune hits Mt. Susitna on Elmendorf AFB approach, AK--all 11  
 570. 1955 -- Sep 26, Guantanamo NAS USN P2V-3W Neptune hurricane chaser lost, Caribbean--11  
 571. 1955 -- Nov 20, USAF C124 Globemaster II takeoff crash, Iwo Jima Air Base Japan--all 11  
 572. 1956 -- Feb 27, USAF B-50 Superfortress crash, Wilmington Pike, Dayton OH --all 11  
 573. 1956 -- June 09, USN F9F-4 Panther (1) crashes into houses (10), Minneapolis, MN-- 11  
 574. 1956 -- June 26, USAF KC-97 tanker fire/crash after takeoff, 10M ~Walker AFB, NM--all 11  
 575. 1956 -- Aug 31 Eielson AFB AK WB-50 plane crash 50 miles north of Anchorage --all 11  
 576. 1957 -- Apr 02, USN Neptune explodes after Chincoteague NAS takeoff, ~Atlantic VA--11  
 577. 1957 -- July 19, Willow Grove NAS, PA, Neptune crash, San Martino Mt., no. Italy<sup>112</sup>-- 11  
 578. 1958 -- Oct 18, USN *Constellation* plane crash on approach ~Argentia, Newfoundland, Can.--11  
 579. 1958 -- Nov 12, USAF KC-97 tanker loses engine at takeoff, crashes Isle of Hope, GA--all 11
580. 1960 -- Sep 08, Yokota AB USAF weather recon. B-50 crash, mt. near Ishikawa, Japan--11  
 581. 1961 -- Nov 09, US Navy P2V-5 Neptune plane crash at sea ~300M off Norfolk VA--all 11  
 582. 1963 -- Aug 28, apparent mid-air collision, two USAF tankers, off East Coast -- 11  
 583. 1966 -- Apr 09, USN Orion P-3A auto-pilot loss/crash, Pacific 187m off San Diego, CA-- 11  
 584. 1968 -- Sep 24, USAF Stratotanker engine problem, crash landing at Wake Island AP-- 11

---

<sup>112</sup> Nine other U.S. service-men lost their lives in a search and rescue mission when their plane crashed.

**Aviation Disasters Subset – MILITARY AIRCRAFT – By Mortality (continued):**

585. 1970 -- Apr 10, USAF C130 Hercules crash after takeoff Naha US Air Base, Okinawa-- 11  
586. 1972 -- May 03, TN Air National Guard C124 crash 40M from Zanderij IAP, Suriname--11  
587. 1973 -- Feb 07, US Navy Corsair II jet crash/apartment bldg., fire, Alameda, CA<sup>113</sup> -- 11  
588. 1973 -- Oct 14, USAF F4E jet crash into US Army personnel carrier ~Weissenburg FRG-- 11
589. 1982 -- Apr 02, US Navy transport plane crash, Mediterranean island of Crete -- 11  
590. 1986 -- Apr 02, USAF Hercules C-130 plane crash, Magdalena, NM -- 11  
591. 1990 -- Feb 21, two USA 'copters crash (Iroquois/9, OH-58/2) ~Punta Diego, Panama Canal--11  
592. 2000 -- Aug 9, USN charter Patuxent Air<sup>114</sup> & private plane collide, Burlington, NJ -- 11  
593. 2003 -- Mar 11, US Army Blackhawk helicopter crash, Fort Drum, NY -- 11  
594. 2015 -- Mar 10, U.S. Army Blackhawk helicopter crash, Gulf off Navarre Beach, FL-- 11
595. 1941 -- Apr 7, USN Consolidated PBY-1 Catalina crash ~2M off Machipongo Inlet, VA--10  
596. 1942 -- Jan 17, USAAF crashes, Riverside CA, Pendleton Field OR, Curtis Field TX-- 10  
-- 1 0745, Vultee BT-15 landing approach crash, Curtis Field, TX  
-- 8 1130, Boeing B-17E crash just after takeoff, Pendleton Field, OR  
-- 1 1620, Curtis P-40 forced landing attempt crash 5M west of Riverside, CA  
597. 1942 -- Feb 03, USAAF planes crash, Lake Tahoe NV, Brooks Field TX, Trinity Center CA--10  
--2 11:00 AT-6A crash, snowstorm, Maria Bay, Lake Tahoe, NV.  
--2 13:35 Curtiss O-52 crash near Brooks Field, TX.  
--6 Unknown time. B-26A crash, Trinity Alps, northwest of Trinity Center, CA.  
598. 1942 -- Mar 15, USAAF B-17 flies into mountain near Pendleton, OR -- 10  
599. 1942 -- Apr 05, USAAF B-17E Flying Fortress crash near Pali Lookout, Oahu, HI --all 10  
600. 1942 -- Apr 16, two USAAF planes crash, Potomac River mouth, VA; MacDill Field, FL--10  
--3 USAAF DB-78 mock combat maneuver crash, Potomac River mouth, VA  
--7 USAAF A-29B takeoff crash (unauthorized weight overload), MacDill, FL  
601. 1942 -- May 06, USAAF B-17 disappears on training flight, Gulf of Mexico -- 10  
602. 1942 -- May 15, four USAAF crashes, CA (2), ~Wendover Field, UT, ~Mason, TX -- 10  
603. 1942 -- June 01, two USAAF (MD and PA) planes crash, and one US Navy (CA) -- 9-10  
--7-8 USN PBY-5 crash into mountains east of Half Moon Bay, CA.  
-- 1 USAAF Republic P-43A crash into wooded area, Billingsley, MD  
-- 1 USAAF Vultee BT-13A crash near Pine Grove Furnace, S. Mt., PA  
604. 1942 -- June 05, USN PBY-5A 05023 lost, NAS Pensacola FL flight over Gulf of Mex.--10  
605. 1942 -- July 18, USAAF B-17B left wing failure and crash near North Reading, MA-- 10  
606. 1942 -- July 30, USAAF C-73/NWA takeoff crash, Wold-Chamberlain AP, Minneapolis, MN--10  
607. 1942 -- Sep 11, USAAF B-24D, off course, flies into Mt. Baldy in poor weather, AZ--all 10  
608. 1942 -- Nov 30, USAAF B-17F crash in snowstorm 1/3M SW of Sioux City AAB, IA-- 10  
609. 1942 -- Dec 02, USAAF B-17F crash in mountainous terrain at night near Grace, ID-- 10  
610. 1943 -- Jan 02, USAAF B-17F flies into cloud-shrouded Ruby Mts. 25M E Elko, NV-- 10

<sup>113</sup> Cross-listed in Fire-Structural. The pilot was believed to have died prior to the crash, one person on the ground killed by the crash, and eight by fire, with one additional death to an unattributed cause.

<sup>114</sup> Patuxent Airways was operating at the time under Department of Defense contract, carrying Navy personnel.

- 611. 1943 -- Jan 06, USAAF B-24D tail section structural failure crash, 15M SW Madill OK--10
- 612. 1943 -- Jan 12, USAAF B-24D crash 3M west of Army Air Base at Alamogordo, NM-- 10
- 613. 1943 -- Jan 15, 2 USAAF B-17s collide, #41-9181 crashes 10M SW Gowen Field, Boise, ID-10
- 614. 1943 -- Jan 24, USAAF B-24 icing crash, Mescalero Indian Res. 15M S Ruidoso, NM-- 10
- 615. 1943 -- Jan 24, USAAF B-17F flies into terrain under low ceiling in dark ~Ordway, CO-10
- 616. 1943 -- Jan 26, USAAF C-67 structural failure/turbulence crash 11M S of Flomaton, AL--10

**Aviation Disasters Subset – MILITARY AIRCRAFT – By Mortality (continued):**

- 617. 1943 -- Feb 11, USAAF B-17F flies into ridge ~Table Top Mt. 17M E Walla Walla WA-10
- 618. 1943 -- Feb 25, USAAF B-17F crash 25 miles north of Glenrock, WY --all 10
- 619. 1943 -- Feb 26, USAAF B-17F crash just after takeoff, Biggs Field, El Paso, TX -- 10
  
- 620. 1943 -- Mar 22, USAAF AT-18 missed approach crash, Harlingen Army AF, TX --all 10
  
- 621. 1943 -- Apr 12, USAAF B-24 crash after takeoff 3½M SE Davis-Monthan Field, Tucson, AZ-- 10
- 622. 1943 -- Apr 21, USAAF B-24 out of Langley Field VA missing, SOS sent, off VA coast--10
- 623. 1943 -- Apr 21, USAAF C-60A landing attempt crash, Evansville Municipal Airport IN--10
- 624. 1943 -- Apr 26, USAAF B-24D structural failure crash 9M NE of Ballinger, TX -- 10
- 625. 1943 -- Apr 29, USAAF B-24 plane lost, Hamilton Field, CA to Hickam Field, HI -- 10
  
- 626. 1943 -- May 16, two USAAF B-17s collide at runway junction, Ephrata Army AB, WA--10
- 627. 1943 -- May 18, US Navy PBY-5A Catalina missing on patrol flight off Adak, AK --all 10
- 628. 1943 -- May 23, USAAF B-17 crash, Yellowstone Nat. Park 4M S West Yellowstone, MT--10
- 629. 1943 -- May 29, USAAF B-24D out of Pocatello ID lost, trng. flight, Pacific off west coast--10
  
- 630. 1943 -- June 28 or 29, USAAF B-17 crash on ridge, Big Horn Mts. ~Cloud Peak, WY-- 10
- 631. 1943 -- June 29, USAAF B-24 lndg. attempt crash, storm, 1M NW Alamogordo AAB, NM-10
- 632. 1943 -- July 02, USN R4D-1 crash, Table Top Mt., 6M NW NAS Dutch Harbor, AK--all 10
- 633. 1943 -- July 03, USAAF B-17F tail section structural failure 2M N of White City, KS--all 10
- 634. 1943 -- July 17, two USAAF C-53s in formation collide 10M N of Grenada AAF, MS-- 10
- 635. 1943 -- July 21, two USAAF B-26Cs in formation collide 15M E of Parrish, FL --all 10
- 636. 1943 -- July 29, USN R4D-5 transport crash, mt., San Cristobal Isl., Solomon Islands-- 10
- 637. 1943 -- Aug 01, USAAF CG-4 glider demonstration flight wing failure, St. Louis, MO-- 10
- 638. 1943 -- Aug 12, USAAF B-24E crash, mountainside 7M north of Indio, CA --all 10
- 639. 1943 -- Aug 16, USAAF B-24E takeoff climb crash 2M ENE of Pueblo, CO --all 10
- 640. 1943 -- Aug 16, USAAF B-24E takeoff power loss crash, Gowen Field, Boise, ID --all 10
- 641. 1943 -- Aug 18, USAAF B-24E crash, Gulf, 120M SE off Corpus Christi, TX --all 10
- 642. 1943 -- Aug 27, USAAF B-24E crash, Cheyenne Mt. 10M W of Colorado Springs, CO--10
- 643. 1943 -- Aug 29, USAAF B-24E lndg. approach eng. failure crash 5M E Wendover Field, UT-- 10
- 644. 1943 -- Sep 01, USAAF B-17F mid-air explosion/crash 6M E of Fort Benton, MT --all 10
- 645. 1943 -- Sep 02, USAAF B-24E landing crash 1M E Army Air Base Sioux City, IA --all 10
- 646. 1943 -- Sep 05, USAAF B-17F breaks-up in turbulence, Lake Cormorant, MS --all 10
- 647. 1943 -- Sep 06, USAAF B-17F airport approach crash 1M north of Rapid City, SD --all 10
- 648. 1943 -- Oct 01, USAAF B-24D, too-low in cloud cover, hits Clift Ridge, S of Elk, CA--all 10
- 649. 1943 -- Oct 4, USAAF B-24D, engine failure emer. lndg. attempt, Blythe AAB, CA--all 10

- 650. 1943 -- Oct 06, USAAF B-24D, Pocatello ID to Klamath Falls OR then over Pacific, lost--10
- 651. 1943 -- Oct 14, USAAF B-24D emer. Indg. attempt crash, Neighbours Blvd. Blythe, CA--all 10
- 652. 1943 -- Oct 15, USAAF B-24E with engine trouble hits mt. returning to Blythe AAB, CA-10
- 653. 1943 -- Oct 24, USAAF YB-29 takeoff crash, Smoky Hill Army Air Field, Salina, KS-- 10
- 654. 1943 -- Oct 29, USAAF B-24E crash, Cucamonga Peak at night, 10M NW Fontana, CA--10
- 655. 1943 -- Nov 03, USAAF B-24J engine fire/crash 4½M SW Pueblo Army Air Base, CO--10
- 656. 1943 -- Nov 19, USAAF B-17F plane crash, near Thonotosassa, FL -- 10
- 657. 1943 -- Dec 04, USAAF B-24C crash 2M S of Elverson, PA (near Reading, PA) -- 10
- 658. 1943 -- Dec 13, USAAF B-17F spins out of control in snowstorm 10M N Rosebud, SD--all 10

**Aviation Disasters Subset – MILITARY AIRCRAFT – By Mortality (continued):**

- 659. 1944 -- Jan 03, USAAF B-24J crash into mt. peak, 25 miles SE of Muroc, CA --all 10
- 660. 1943 -- Jan 08, USAAF B-24 Liberator crash 2M off Barking Sands Field, Kauai HI--all 10
- 661. 1944 -- Jan 13, USAAF B-17 fire during landing approach/crash ~Fort Worth AAF, TX--10
- 662. 1944 -- Jan 22, USAAF B-17 and AT-6A, collide, Gulf, 3M N Little Marco Pass, FL-- 10
- 663. 1944 -- Jan 24, USAAF C-60 & Beech AT-7 collide 5M NW over Farmersville, LA-- 10
- 664. 1944 -- Jan 31, USN PB4Y-1 out of Quonset Pt. NAS crash 13M off Block Isl., RI -- 10
  
- 665. 1944 -- Feb 12, two USAAF B-17's collide, one crashes (42-30481), Mill Creek, OK-- 10
- 666. 1944 -- Feb 23, 2 USN North Amer. PBJ-1D Mitchell bombers collide ~New Bern, NC--10
- 667. 1944 -- Feb 26, USAAF B-24E lost, GA to Cuba, Atlantic, off Jacksonville, FL --all 10
- 668. 1944 -- Feb 26, USAAF B-17 turbulence spinout crash, mts. 10M W Palmer Lake, CO --all 10
  
- 669. 1944 -- Mar 06, USAAF B-17G breaks-up and crashes 5M NE of Maxwell, IA --all 10
- 670. 1944 -- Mar 18, USAAF B-24 hits peak, 25M N Davis-Monthan Field, Tucson, AZ --all 10  
 1944 -- Mar 20, USAAF RB-24E plane crash, ~Biggs Field, El Paso, TX--10 (See 19 above)
- 671. 1944 -- Mar 26, USAAF B-24 plane crash, near Naval Air Station, Melbourne, FL -- 10
  
- 672. 1944 -- Apr 09, USAAF B-24 spinout in clouds, 3M SW USMC Air Station, Mojave CA--10
- 673. 1944 -- Apr 24, USAAF B-24 hits mt. top in instrument cond., 3M east of Epsom, NH-- 10
- 674. 1944 -- Apr 29, USAAF B-24E, off-course/too-low, flies into terrain, 15M SW Merna, NE--10
  
- 675. 1944 -- May 05, USAAF B-24J out of Hickam Field, HI crash, Aiea Ridge, Oahu, HI-- 10
- 676. 1944 -- May 10, USN PB5Y-5A Catalina crash, Riachuelo, Brazil, 40M W Natal, BR--all 10
- 677. 1944 -- May 16, dirigible airship K-5 hits hangar and crashes, Lakehurst NAS, NJ -- 10
- 678. 1944 -- May 18, USAAF B-17 crash (formation prop. turbulence), 7M E Rapid City AAB, SD--10
- 679. 1944 -- May 26, USAAF B-17G crash, Ronald Horn farm 3M west of Anthon, IA -- 10
- 680. 1944 -- May 27, USAAF B-24 crash, Mt. Holyoke after night takeoff ~So. Hadley, MA--10
- 681. 1944 -- May 29, USAAF B-17G stall during banking, crash, 5M south of Ridgely, TN-- 10
  
- 682. 1944 -- June 07, USAAF B-24 in-flight fire in thunderstorm, crash 2M SE Chappell, NE-10
- 683. 1944 -- June 13, USAAF B-24E, night navigation ex., flies into Green Knob Mt., NC-- 10
- 684. 1944 -- June 20, USAAF B-24J low on gas, lost at sea heading for Jacksonville FL -- 10
- 685. 1944 -- June 22, USAAF B-24J crash on mt. at night 15M SE Walla Walls AAF, WA-- 10
- 686. 1944 -- June 29, off-course USAAF B-24 flies into mt. at night, 17M SE of Tobe, CO--all 10

687. 1944 -- June 30, USAAF B-24J plane crash, Atlantic, 10M off Myrtle Beach, SC --all 10
688. 1944 -- July 4, USAAF B-24s collide 10M N Palm Springs, 3<sup>rd</sup> B24 crash Muroc Lake CA--10  
 --9 USAAF B-24J #42-51022, 10 miles northeast of Palm Springs, CA  
 --1 USAAF B-24 crash at Muroc Lake, CA
689. 1944 -- July 11, off-course USAAF B-17 crash, thunderstorm, Deer Mt. ~Rangeley, ME-- 10
690. 1944 -- July 20, two USAAF B-17Fs in formation collide, north of Brooksville, FL -- 10
691. 1944 -- July 20, 2 USAAF B-24Js in 18-ship flight enter clouds/collide/crash, 1M N Roswell, NM--10
692. 1944 -- July 23, USAAF B-24J in-flight fire/crash, near Chatham Field, Savannah, GA-- 10
693. 1944 -- July 25, USAAF B-24 plane crash, San Pablo Bay, near San Rafael, CA -- 10

**Aviation Disasters Subset – MILITARY AIRCRAFT – By Mortality (continued):**

694. 1944 -- Aug 09, USAAF B-24J in-flight fire and crash 5M SE of Kiowa, CO --all 10
695. 1944 -- Aug 21, USAAF YB-29 possible engine fire/crash, 25M NE Alamogordo AB, NM--10
696. 1944 -- Aug 27, USAAF B-17 crash in thunderstorm, 20M from Bay St. Louis, MS --all 10
697. 1944 -- Sep 01, USAAF B-24J emer. Indg. attempt crash ~Muroc Army Air Field, CA--all 10
698. 1944 -- Sep 29, USN PBM-3D crash, southeast of Palau Island, West Central Pacific-- 10
699. 1944 -- Oct 17, USAAF B-24 hillside crash flying too low, 15M NE of Ukiah, OR --all 10
700. 1944 -- Oct 29, USAAF B-17 engine failure, emer. Indg. crash ~Chatham Field, Savannah, GA--10
701. 1944 -- Nov 29, USAAF B-24 Liberator plane crash, Middle Mt., Nottingham, NH -- 9-10
702. 1944 -- Dec 08, USAAF AT-18 planes collide, Sioux falls AAF, SD -- 10
703. 1944 -- Dec 22, USAAF B-24 plane crash, Mt. Gleason, La Crescenta, CA -- 10
704. 1944 -- Dec 29, USAAF B-24J plane break-up and crash, near Meridian, ID -- 10
705. 1944 -- Dec 30, US Army AF B-29 plane fire and crash, near Walker AAF, KS -- 10
706. 1945 -- Jan 8, TX: USAAF B-26 bombers collide ~Brownsville/9; A-20 Havoc crash SW San Anton./1--10
707. 1945 -- Jan 20, USAAF B-24J landing approach crash, 2½M SE of Muroc AAF, CA-- 10
708. 1945 -- Jan 26, USAAF B-17G plane crash, near Hendricks Field, Sebring, FL -- 10
709. 1945 -- Feb 01, USN PBY-5A crash, night navigation trng., Kaneohe NAS, Oahu, HI-- 10
710. 1945 -- Feb 12, USAAF B-24D stalls, pilot loses control, crash, 15M SW of Troy, OR-- 10
711. 1945 -- Feb 14, USAAF B-24 approach crash in adverse weather, 12M NE Gander AP, Nfld.- 10
712. 1945 -- Mar 06, USAAF B-24D, AP approach crash, 1M ~Mountain Home AAF, ID--all 10
713. 1945 -- Mar 10, USAAF B-29 engine failure/emer. Indg. crash, Alexandria AAF, LA-- 10
714. 1945 -- Apr 08, USAAF TB-17F flies into mountain at night near Tellico Plains, TN--all 10
715. 1945 -- Apr 16, USAAF Beech AT-11s collide, bombing training near Big Spring, TX-- 10
716. 1945 -- June 04, USAAF B-24L Liberator crash, Caribbean Sea off Jamaica --all 10
717. 1945 -- June 06, USAAF B-29 ferry to US crash after takeoff from Kwajalein Atoll -- 10
718. 1945 -- June 11, USAAF B-29 structural failure in thunderstorm, crash ~Rush Springs, OK-- 10
719. 1945 -- July 17, USAAF B17 night AP approach crash, heavy rain ~Smoky Hill AAB, Salina KS--10
720. 1945 -- Aug 22, USN PB4Y-2 loss of control crash into Pacific off San Diego, CA -- 10
721. 1945 -- Aug 27, USAAF B-29 2<sup>nd</sup> landing approach, crash, Mt. Tapochau, Saipan --all 10
722. 1945 -- Aug 28, USAAF B-29 crash during violent storm, Toga, Akita, Honshu, Japan-- 10
723. 1945 -- Sep 07, USAAF B-29 fire and plane crash, 4½ miles south, Wedowee, AL -- 10
724. 1945 -- Nov 02, USAAF B-29 Superfortress crash, North Field, Guam -- 10
725. 1945 -- Nov 28, USAAF C-47 crash ~Auburn CA/9; USN PBY crash, Palmyra Atoll AP/1--10



- 726. 1946 -- Jan 12, USN PB4Y-2 hits Homonhon Isl. ridge in adverse weather, Philippines-- 10
- 727. 1946 -- Mar 7, Kirtland AAB USAAF B-29 disintegrates, Los Lunas bombing range, NM--10
- 728. 1946 -- Mar 19, USAAF B-17 crash in adverse weather, northern Formosa (Taiwan) --all 10
- 729. 1946 -- July 30, USN PB4Y-2 crash searching for missing US planes, Mindoro Isl., Philippines--10

**Aviation Disasters Subset – Military Aircraft – By Mortality (continued):**

- 730. 1947 -- Feb 04, USN R-4D-5S (DC-3), crashed during storm, off Chincoteague Isl., VA--10
- 731. 1947 -- Feb 22, U.S. Coast Guard PBM-5 crash in Mexico on way back to San Diego-- 10
- 732. 1947 -- Aug 16, USAF B17 runs out of fuel/ditches 50M off Barbers Point, Kalaeloa, HI-- 10
- 733. 1948 -- Mar 18, USAF B-29 landing crash in dense fog, MacDill Field, Tampa, FL -- 10
- 734. 1948 -- Aug 05, USN Douglas R4D-6 and civilian Stearman collide ~NAS Miami, FL-- 10  
--10 USN Douglas R4D-6 -- 0 civilian Stearman
- 735. 1948 -- Dec 22, USAF B-50 crash (congealed oil in manifold?) near Fairbanks, AK --all 10
- 736. 1949 -- Aug 31, USN Martin Mariner PBM-5 takeoff crash off NAS San Diego, CA-- 10
- 737. 1949 -- Sep 30, USAF B-17 crash into mesa, storm/poor visibility, 4M N of Raton, NM--10
  
- 738. 1950 -- Apr 08, USN PB4Y-2 bomber shot down by USSR, Baltic Sea off Latvia --all 10
- 739. 1951 -- June 3, USAF C-82 Flying Boxcar hit by lightning/crashed, New Boston, TX--all 10
- 740. 1951 -- Aug 31, USN Consolidated PB4Y-2 Privateer crash, Little Tanaga Isl., AK --all 10
- 741. 1951 -- Nov 06, USN P2V-3W Neptune shot down by Soviet planes, Sea of Japan --all 10
- 742. 1951 -- Nov 18, USAF B29 takeoff crash: crew OK; 3US/7 local rescuers killed by explos., Yokota, Japan--10
- 743. 1952 -- Mar 21, USN PB4Y-2 crash after takeoff, off Corpus Christi NAS, TX --all 10
- 744. 1952 -- Apr 1-10, "Exercise Longhorn," military plane crashes & parachuting deaths, TX-- 10
- 745. 1952 -- Apr 5, USAF B-29 weather plane airport approach crash, McClellan AFB, CA--all 10
- 746. 1952 -- Oct 26, USAF WB-29 lost, typhoon, Anderson AFB, Guam to Philippines -- 10
- 747. 1953 -- Jan 28, USN PB4Y, in poor weather & visibility, flies into Black Peak, WA --all 10
- 748. 1953 -- Mar 18, USAF B-29 crash searching for USAF plane, St. George's Bay, NFL, Can--10
- 749. 1953 -- Apr 29, US Air Force B-29 in-flight fire and crash, near San Antonio, TX -- 10
- 750. 1953 -- July 10, USAF B29 airport approach crash, 7M ~Hunter AFB, Savannah GA--all 10
- 751. 1953 -- July 10, USAF C47 & Norwegian AF jet collide ~Stavanger-Sola AP, Norway-- 10
- 752. 1953 -- July 30, USN PBM Mariner engine fire/ditched 60M W of Badoc Philippines-- 10
- 753. 1954 -- Jan 04, USN P2V Neptune engine trouble and crash, Yellow Sea, off S. Korea-- 10
- 754. 1954 -- Feb 05, USAF C-47 explodes in-flight, Susitna Valley, 20M from Curry, AK-- 10
- 755. 1954 -- May 05, off-course USN PBM-5 seaplane crash, Sidewalk Mt. ~Carricitos, MX--10
- 756. 1954 -- May 07, USN P2V5 Neptune takeoff crash off Clifton Pier, Nassau, Bahamas --all 10
- 757. 1954 -- Sep 4, Soviet Migs shoot down USN P2V Neptune off Hokkaido, Sea of Japan-- 10
- 758. 1954 -- Dec 22, Johnson Flying Service crash, Monongahela River, Pittsburgh, PA -- 10
- 759. 1955 -- Apr 28, USAF B29 Superfortress flies into cloud-shrouded hill ~Naha AFB Okinawa-- 10
- 760. 1955 -- June 10, USAF B29 Superfortress flies into Mt. Teckberg in fog ~Owen, FRG-- 10
- 761. 1955 -- June 29, USAF C-47 transport plane hits Sitkinak Island mountain peak, AK--all 10
- 762. 1956 -- Nov 09, USN P5M Marlin seaplane lost north of Bermuda, possibly off MD--all 10
- 763. 1956 -- Nov 30, USAF B-52 plane crash after Castle AFB takeoff near Ballico, CA --all 10
- 764. 1956 -- Dec 28, USAF B-50 Weather Recon. Crash, Yokota AB approach, Japan-(9 US)10
- 765. 1957 -- July 23, USN P-2 Neptune stalls/crashes off Barbers Point Naval Air Sta., HI-- 10

766. 1958 -- Jan 15, USAF Typhoon Ophelia recon. plane out of Anderson AFB, Guam, lost at sea--all 10  
 767. 1958 -- Sep 29, USN Neptune P2V patrol plane crash, 22M north of Key West, FL --all 10  
 768. 1959 -- Apr 09, USN P5M 2 Marlin seaplane crash Cheju Island Mt., South Korea --all 10  
 769. 1959 -- May 20, USAF C-130 Hercules plane crash into barracks, Ashiya AB, Japan-- 10
770. 1960 -- Jan 04, US Army De Havilland U-1A Otter disappears, Gulf of Sidra, Libya-- 10  
 771. 1962 -- Mar 21, USN P2V Neptune crash mt. ridge 2M south of Elk Mountain, WA --all 10  
 772. 1962 -- Sep 22, USN Martin Marlin flies into high ground, Montague Isl., Gulf of AK-- 10  
 773. 1963 -- Sep 22, USAF C-133A Cargomaster lost, Atlantic SE of Dover AFB, DE -- 10  
 774. 1964 -- May 11, USN P2V plane crash, Atlantic, 25 mls SW of US AB Rota, Spain -- 10  
 775. 1964 -- Nov 17, USN P3A Orion approach crash in ocean in fog ~USN Base, Argentina Nfld.<sup>115</sup>10  
 776. 1965 -- June 05, USAF C119 unexplained crash, Caribbean, NE of Crooked Isl. Bahamas--10  
 777. 1966 -- Dec 12, US Navy Sea Knight helicopter crash 34 miles off San Diego, CA --all 10  
 778. 1967 -- Jan 6, USN P5M Marlin crash near entrance of Manila Bay, Philippines --all 10  
 779. 1968 -- July 28, USAF C-124A Georgia Reserve plane crash 50M NW of Recife, Brazil-- 10
780. 1970 -- Aug 3, storm/lightning, Navy P3A Orion turbulence breakup ~Searchlight NV<sup>116</sup>10  
 781. 1971 -- Nov 12, USAF Lockheed C-130 takeoff plane crash/fire, Little Rock AFB, AR-- 10  
 782. 1971 -- Dec 12, USN C2 Greyhound out of Cubi Point NAS Philippines crash at sea--all 10  
 783. 1973 -- Dec 11, USN Douglas R6D-1 plane crash, Great Sitkin Island, AK -- 10
784. 1987 -- June 22, US Army helicopter reservist training flight crash, Ft. Hood, TX --all 10  
 785. 1987 -- Oct 20, USAF A-7D jet crash, Ramada Inn, Wayne Twp., ~Indianapolis, IN-- 10  
 786. 1988 -- Feb 25, Ft. Hood Army Chinook helicopter engine failure and crash, Chico, TX--10  
 787. 1988 -- Oct 25, USMC CH-46 & UH-1N helicopters crash, Goldwater Gun. Range, AZ--10
788. 1996 -- Nov 22, USAF Hercules engine loss & crash, Pacific ~Cape Mendocino, CA-- 10
789. 2002 -- Feb 22, US Army Chinook crash at sea, exercise off Dumaguete, Philippines --all 10  
 790. 2002 -- Aug 7, USAF Combat Talon II plane crash, Caguas, Puerto Rico -- 10  
 791. 2009 -- Oct 26, US Army Chinook crash, dirt blown up from takeoff, anti-drug op., Afghanistan-10
792. 2017 -- Dec 31, plane crash, 2 C.R. pilots, 10 U.S. citizens, NW Costa Rica --10US of 12

**Other Military Aviation:** (Fewer than ten deaths – sampling, not comprehensive.)

- 1943 -- Mar 29, USAAF B-17F crash near top of mt. ridge 16M E of Ellensburg, WA -- all 9  
 1943 -- Nov 06, USN PBY-5A missing during ferry from NAS San Diego to NAS Kaneohe-- 9  
 1944 -- Apr 19, Houma NAS, LA Airship K-133, down in storm, off MS River, Gulf of MX-- 9  
 1944 -- July 30, USAAF B-17G breaks-up in thunderstorm/crashes, 6M E of St. Marks, FL-- 9  
 1944 -- Oct 16, USAAF B-24J Liberator crash, Camels Hump Mountain, VT -- 9  
 1945 -- July 01, USAAF B-29 explosion, crash in thunderstorm, 6M S of Benton, KY -- 9  
 1947 -- July 29, USAAF B-29 Superfortress takeoff crash, Eglin AAF, Valparaiso, FL -- 9  
 1947 -- Sep 15, USAF B-17 explodes/crashes, Bush Riv. at Chesapeake Bay ~Aberdeen MD-- 9

<sup>115</sup> Cross-listed in Fog as a Contributing Factor.

<sup>116</sup> Cross-listed in Lightning.

1947 -- Dec 31, USAF B-29 weather recon. plane engine loss/crash after takeoff, ~Elmendorf AFB AK--9  
 1948 -- Jan 30, USAF B-17 plane crash, Cheval Blanc Mountain, Southern France -- 9  
 1948 -- Aug 24, USAF C-47 collides with USAF B-25 (no losses), 5M N of Newton, NJ -- all 9  
 1948 -- Nov 04, USN P2V2 crash, snow-filled canyon, Vancouver Isl. BC, Can. (found 1961)-- 9  
 1950 -- June 01, USN P2V-2 Neptune emergency lndg. crash, Quonset Point NAS, RI -- 9  
 1950 -- June 14, USAF B-25 crash, top of Spruce Mountain, 5M NW of Circleville, WV -- all 9  
 1953 -- Dec 11, USAF Consolidated B-36 CF flies into Mount Franklin near El Paso, TX -- all 9  
 1954 -- Dec 29, USAF C119 rear-door fails/plane crash, Shin Point near New Hope, AL -- 9  
 1955 -- Feb 23, USAF KC-97 tanker engine fire after takeoff, crashes near Windsor, MO -- 9  
 1955 -- Aug 23, engine fire after takeoff, USAF C119 crash into homes, Charleston SC -- 9  
 1957 -- Dec 09, USN P5M Marlin Seaplane engine explosion/crash near Corpus Christi, TX-- 9  
 1959 -- May 11, USN P2V plane crash, Whidbey Island Naval Air Station, WA -- 9  
 1960 -- Feb 11, USN P5M rocket under wing explodes, Puget Sound ~NAS Whidbey Isl.. WA-- 9  
 1960 -- Apr 18, USAF C124 cargo plane takeoff crash, Stephenville, Harmon AB NFLD -- 9  
 1963 -- Dec 23, USAF B-52 Stratofortress plane crash after takeoff, ~Columbus AFB, MS-- all 9  
 1966 -- Nov 18, USAF B52 low level flight/hits trees/crashes, S of Stone Lake ~Hayward WI-- 9  
 1967 -- Jan 08, USN plane crash after takeoff from Andrews AFB, ~Upper Marlboro, MD-- 9  
 1975 -- Jan 09, USAF Convair/7 and Cessna/2 collide 4 miles west of Newport News, VA-- 9  
 1982 -- Aug 31, USAF C-141 transport plane crash, John's Knob, Cherokee Nat., TN -- 9  
 1996 -- Aug 17, USAF C-130 Presidential support mission plane crash, ~Jackson Hole, WY-- 9  
 2023 -- Mar 30, USA Black Hawk helicopters collide, night training, Cadiz, Trigg Co., KY-- 9

**Military Aviation – Fewer than Ten Deaths – continued:**

1944 -- June 29, USAAF B-24 engine fire, crash, Floating Feather Auxiliary AP, Eagle, ID-- 8  
 1945 -- May 03, USN blimp engine fire leads to cover fire and crash, Santa Ana, CA -- 8  
 1950 -- Feb 15, USAF B-29 crash after takeoff, US HWY-117 3M SW of Great Falls, MT-- 8  
 1950 -- Oct 19, USAF B-29 Superfortress bomber plunges to ground near Seguin, TX -- 8  
 1952 -- May 13, USMC Corsair collides with USAF B-29, 30M W of Oceanside, CA --12 or 8  
 --7 USAF B-29 Superfortress crew (five survived).  
 --1 US Marine Corps Corsair pilot.  
 1952 -- Nov 17, USAF C-119 "Flying Boxcar" engine loss/crash, field near Billings, MT-- 8  
 1957 -- Jan 31, DC-7 & USAF Scorpion fighter collide, debris hits school, Sunland, CA -- 8  
 1958 -- July 29, USAF B-52 goes out of control on AP approach, crashes 3M from Loring AFB, ME- 8  
 1959 -- Oct 15, USAF KC-135 tanker collides with USAF B52F bomber, ~Leitchfield, KY-- 8  
 1968 -- Dec 14, USAF C119 Roosevelt Roads NAS takeoff plane crash ~San Juan, PR -- all 8  
 1972 -- Dec 16, USCG helicopter/4 with rescued boat crew/4, crashes, Gulf of Mex., off FL-- 8  
 1978 -- Sep 08, low USAF C130 crash into ridge ~8 miles north of Little Rock AFB, AR -- 8  
 1979 -- Mar 01, Universal Airways takeoff crash (unsecured baggage door), ~Gulfport MS--all 8  
 1982 -- Sep 11, USAF Chinook helicopter crash, airshow, ~Mannheim, Germany --46, U.S. 7-8  
 1986 -- Aug 29, USN CH-46 helicopter crash, carrier USS *Saipan* off Bodoe, Norway -- 8  
 1995 -- Apr 17, USAAF C-21 Learjet plane crash, near Alexander City Airport, AL -- 8

**Military Aviation – Fewer than Ten Deaths – continued:**

1945 -- June 29, USAAF TB-24 engine power loss after takeoff/crash, 6M SE Chandler AZ-- 7

1946 -- Aug 09, USAAF A-26 Invaders collide, ground casualties, No. Montana State Fair, Great Falls-7  
 1950 -- Sep 19, USN PB4Y-2 Privateer plane crash, Puget Sound, Saratoga Passage, WA -- 7  
 1951 -- May 21, USAF C-124 Globemaster emergency landing crash near New Lisbon IN-- 7  
 1953 -- Sep 18, USAF WB29 weather recon plane lost out of Kindley AFB, Bermuda -- 7  
 1958 -- Sep 16, USAF B52 tail separation and plane crash, South St. Paul, MN -- 7  
 1959 -- July 22, USAF KC-97 plane explosion and crash, near East Andover, NH -- 7  
 1963 -- Jan 24, USAF B-52 stabilizer shaft breaks (turbulence), crash near Greenville, ME-- 7  
 1973 -- Oct 15, USAF C-130 Hercules flies into fog-shrouded Sugar Loaf Mountain, AR -- all 7  
  
 1922 -- Sep 23, US bomber crash, "Flying Circus", Mitchel Field, Mineola, NY -- 6  
 1942 -- May 24, USAAF C-40 transport crash in swamp 5M east of Howe Brook, ME -- 6  
 1957 -- Apr 12, US Navy Neptune P2V-5 bomber touch & go crash, Brunswick, ME -- 6  
 1962 -- May 09 USAF KC-135A Stratotanker engine failure, crash, Loring, AFB, ME -- 6  
 1962 -- May 27, Dover AFB USAF C133 Cargomaster crash, Atlantic off Dover, DE -- 6  
 1969 -- Jan 21, USAF B52 takeoff crash, incorrect trim, 1M from Minot AFB, ND -- all 6  
 1978 -- Nov 30, USAF C-130 plane crash, near Cottageville, SC -- 6  
 1983 -- July 10/11, US Army CH-47 Chinook helicopter crash, South Fox Island, MI -- 6  
 1987 -- Jan 20, US Army Beechcraft & business Piper collide over Independence, MO<sup>117</sup> -- 6  
 1988 -- Jun 08, Air Nat. Guard C-130 crash, touch-and-go-landing, Greenville, MS -- 6  
 1992 -- Oct 07, WV Air National Guard C-130 plane crash, Berkeley Springs, WV -- 6  
 1996 -- June 18, Army transport helicopters collide and crash, Fort Campbell, KY -- 6  
  
 1921 -- Mar 23, USN Free Balloon from NAS Pensacola, FL downs in Gulf of Mexico -- 5  
 1945 -- May 27, USAAF XP-55 Ascender crash debris hits car, air show, Wright Field, Dayton OH-- 5  
 1952 -- Apr 14, USN P2V Ventura patrol bomber crash, Brunswick NAS, ME -- 5  
 1972 -- Feb 19, USAF C-130 (5) & T-37 (0) planes collide, near Little Rock AFB, AR -- 5  
 1978 -- Dec 10, USAF C-130 Hercules plane crash, landing phase, Ft. Campbell, KY -- 5  
 1989 -- Dec 01, plane crash, US Army CASA 212, Patuxent River NAS, MD -- 5  
 1996 -- Mar 07, US Army Chinook from Fort Campbell crashes near Olmstead, KY -- 5  
  
 1987 -- Sep 28, bird strike and plane crash, USAF B1-B, La Junta, CO -- 3

---

<sup>117</sup> One plane accounting for three of the deaths, was a US Army Beech U-21.

**AVIATION Disasters** **Subset** -- **MILITARY** Craft and Charters -- **CHRONOLOGICAL**

- 1921 -- Mar 23, USN Free Balloon from NAS Pensacola, FL downs in Gulf of Mexico-- 5
1. 1922 -- Feb 21, US Army dirigible *Roma* crashes, Hampton Roads Naval Base, VA -- 34
  - 1922 -- Sep 23, US Army bomber crash, "Flying Circus," Mitchel Field, Mineola, NY-- 6
  2. 1925 -- Sep 3, Navy Dirigible *Shenandoah* Crash, Noble County, OH -- 14
  3. 1933 -- Apr 04, dirigible crash, USS *Akron* (Navy ZRS-4), off Coast of NJ<sup>118</sup> -- 75
  4. 1938 -- Feb 02, two USN PBY-2 bombers collide mid-air 70M off San Clemente, CA -- 11
  5. 1938 -- Mar 30, war games, 2 USN Consolidated patrol bombers crash, off Oahu, HI -- 11
  6. 1939 -- Aug 11, two USAAF plane crashes, Langley Field VA (9); Miramar CA (2) -- 11
  7. 1940 -- June 17, two USAAF B-18s collide and crash, Bellerose Manor, Queens, NY -- 12
  8. 1941 -- Jan 04, Navy transport *R2D-1* approach crash, White Mt. 35M E San Diego, CA-- 11
  9. 1941 -- Apr 7, USN Consolidated PBY-1 Catalina crash ~2M off Machipongo Inlet, VA-- 10
  10. 1941 -- Nov 2, US Naval Patrol "Flying Boat" crash, mountain ~Krisuvik, Iceland -- 12
  11. 1941 -- Dec 30, 3 USAAF planes crash in CA; ~Allensworth, Keller Peak, Oakland -- 11
  12. 1942 -- Jan 14, five USAAF planes crash, AL, ID, NH, TX, off coast of VA -- 15
    - 1 08:35, USAAF Bell P-39D airport approach crash near Harlingen, TX
    - 9 14:22, USAAF B-26B crash ~Black Creek Reservoir 9M SE of Boise, ID
    - 1 18:30, USAAF AT-6A crash 1M north of Craig Field, Selma, AL
    - 2 after 18:30 USAAF Vultee BT-13A crash, Atlantic, off coast of VA
    - 2 20:04, USAAF Douglas B-18A crash into Mt. Moosilauke, NH
  13. 1942 -- Jan 17, USAAF crashes, Riverside CA, Pendleton Field OR, Curtis Field TX -- 10
    - 1 0745, Vultee BT-15 landing approach crash, Curtis Field, TX
    - 8 1130, Boeing B-17E crash just after takeoff, Pendleton Field, OR
    - 1 1620, Curtis P-40 forced landing attempt crash 5M west of Riverside, CA
  14. 1942 -- Feb 03, USAAF planes crash, Lake Tahoe NV, Brooks Field TX, Trinity Center CA--10
    - 2 11:00 AT-6A crash, snowstorm, Maria Bay, Lake Tahoe, NV.
    - 2 13:35 Curtiss O-52 crash near Brooks Field, TX.
    - 6 Unknown time. B-26A crash, Trinity Alps, northwest of Trinity Center, CA.
  15. 1942 -- Feb 11, four USAAF planes crash, Taft & Lemoore CA, Granby CT, Tolt WA-- 13
    - 2 08:50, Gardner Field, USAAF Vultee BT-13A crash, Taft, CA
    - 6 15:50, Bradley Field, CT USAAF Lockheed A-29 crash, East Granby, CT
    - 1 15:20, Lemoore Army Air Field USAAF BT-13A, 14M NW Lemoore, CA
    - 4 23:50, McChord Field USAAF Martin B-10BM crash near Tolt, WA
  16. 1942 -- Feb 20, seven U.S. military planes crash, CA, Wash. DC, TX (2), WA (2) -- 13
  17. 1942 -- Mar 05, 2 USAAF plane crashes, St. Lucie River, Port Sewall, FL; off NC/VA-- 15
    - 8 USAAF C-30 crash in St. Lucie River in severe rainstorm, Port Sewall, FL
    - 7 USAAF Y1B-17 out of Langley Field, Hampton, VA lost at sea off east coast
  18. 1942 -- Mar 15, 2 USAAF B-17s out of Pendleton OR crash within 2 hrs., OR/10, ID/4-- 14
    - 10 off-course USAAF B-17 flies into Blue Mt., OR at night, poor weather
    - 4 USAAF B-17 flies into ridge, missed approach 2<sup>nd</sup> Indg. attempt, Boise, ID.

<sup>118</sup> 73 fatalities on the Akron and 2 fatalities from rescue attempt, crew of airship J-3.

19. 1942 -- Mar 18, twelve USAAF planes crash, CA (5), GA, OH (4), TX, WV -- 12  
 --4 P-39Fs crash, "blinding snowstorm," 6½M E of Lima, OH; all 4 pilots killed.  
 --1 A-20C crash, cloud covered valley, off-route over hometown, ~Durbin, WV  
 --1 BT-13s collide on final approach to Cochran Field, Macon, GA.  
 --5 All 5 BT-13A pilots, inclement weather, ~Lebec, Quail Lake, Tehachapi, S CA  
 --1 AT-61 takeoff crash Moore Field, Mission TX, 10:55 p.m.
20. 1942 -- Apr 02, six USAAF planes crash, Helena, AR, CA, GA/2, TX, Everett, WA -- 12  
 --2 Lockheed P-38D takeoff crash into mess hall, Paine Field, Everett, WA.  
 --3 Douglas DB-7B out of Savannah maneuvering crash, 5M S of Pearson GA.  
 --1 Stearman PT-17 crash 3M N of Helena, AR, 11:35 a.m.  
 --2 Vultee BT-13A crash, Nichols Ranch ~Goodfellow Field, San Angelo, TX.  
 --2 Vultee BT-13A stall and spin crash, 3½M S of Planada near Merced, CA.  
 --2 Curtis AT-9 right wing structural failure and crash 5M S of Leary, GA, 8:45.
21. 1942 -- Apr 03, seven USAAF planes crash: ID, LA, NC, RI, Shaw Field, SC, TX -- 20  
 --8 B-17E breakup and crash 6M north of Strevell, ID, all killed.  
 --1 B-25C takeoff crash, Barksdale Field, Shreveport, LA.  
 --1 P-40E hits ground maneuvering at high speed at night 6M N Elizabeth City, NC  
 --5 B-25A port engine malfunction shortly after takeoff, West Greenwich, RI  
 --3 A-20A crash after takeoff, Columbia Air Base, Columbia, SC--all killed.  
 --1 two BT-15s collide in 3-ship formation 10M NNE of Shaw Field, Sumter, SC  
 --1 AT-6B failed to recover from intentional dive, Espiritu Santo Bay, TX
22. 1942 -- Apr 05, USAAF B-17E Flying Fortress crash near Pali Lookout, Oahu, HI --all 10
23. 1942 -- Apr 12, two USN PBV-5A bombers fly into Mt. 7M E of Livermore, CA -- 14
24. 1942 -- Apr 16, two USAAF planes crash, Potomac River mouth, VA; MacDill Field, FL-- 10  
 --3 USAAF DB-78 mock combat maneuver crash, Potomac River mouth, VA  
 --7 USAAF A-29B takeoff crash (unauthorized weight overload), MacDill, FL
25. 1942 -- Apr 29, four USAAF planes crash; Kodiak, AK; Smyer, TX; Orlando, FL (2) -- 15  
 --7 USAAF B-17E and Curtis P-40E planes collide, 9M W of Orlando, FL  
 --7 USAAF B-18A bomber crash, Sharatin Mountain, near Kodiak, AK  
 --1 USAAF AT-6A crash near Smyer and Lubbock Army Flying School, TX

**AVIATION Disasters Subset -- MILITARY Craft and Charters -- CHRONOLOGICAL:**

26. 1942 -- May 03, 3 USAAF crashes-Meacham, OR, Pleasant Val., OR; McChord Field, WA -- 17  
 --7 USAAF Boeing V-17E crash, Blue Mountains, near Meacham, OR  
 --6 USAAF A-29B in snowstorm ~Lindsey Peak 1½M from Pleasant Valley, OR  
 --4 USAAF Lockheed A-29 takeoff crash, McChord Field, Tacoma, WA
27. 1942 -- May 06, USAAF B-17 Disappears, Training Flight, Gulf of Mexico -- 10
28. 1942 -- May 12, Five USAAF Planes Crash, IL, OK (4), Paine Field, near Everett, WA-- 12
29. 1942 -- May 15, Four USAAF Crashes, CA (2), ~Wendover Field, UT, ~Mason, TX -- 10  
 1942 -- May 24, USAAF C-40 transport crash in swamp 5M east of Howe Brook, ME-- 6
30. 1942 -- June 01, two USAAF (MD and PA) planes crash, and one US Navy (CA) -- 9-10  
 --7-8 USN PBV-5 crash into mountains east of Half Moon Bay, CA.  
 -- 1 USAAF Republic P-43A crash into wooded area, Billingsley, MD  
 -- 1 USAAF Vultee BT-13A crash near Pine Grove Furnace, S. Mt., PA

31. 1942 -- June 04, USAAF LB-30 emergency landing approach crash 3M NW Hamilton Field, CA--14
32. 1942 -- June 05, USN PBV-5A 05023 lost, NAS Pensacola FL flight over Gulf of Mexico--10
33. 1942 -- June 08, USN Airships Defender/G-1 & L-2 collide, Atlantic off Lakehurst NJ-- 12

**AVIATION Disasters Subset -- MILITARY Craft and Charters -- CHRONOLOGICAL:**

34. 1942 -- July 01, USAAF C-49 structural failure, thunderstorm, crash 5M ~Premier, WV-- 21
  35. 1942 -- July 18, USAAF B-17B left wing failure and crash near North Reading, MA -- 10
  36. 1942 -- July 30, USAAF C-73/NWA takeoff crash, Wold-Chamberlain AP, Minneapolis, MN--10
  37. 1942 -- Aug 15, USAAFC-53 flies into terrain, foggy night near Garnet Peak, Peru, MA-- 16
  38. 1942 -- Aug 19, USN PBV hits tug on takeoff, Coco Solo Navy Base, Panama Canal Zone-- 14
  39. 1942 -- Aug 25, USN PBV-5 Catalina missing, Kodiak, Aleutians heading east AK -- 14
  40. 1942 -- Sep 11, USAAF B-24D, off course, flies into Mt. Baldy in poor weather, AZ --all 10
  41. 1942 -- Sep 22, Eight USAAF planes crash or collide, CT, FL (3), GA, ME (2), PA -- 25
  42. 1942 -- Oct 01, USAAF C-39 transport plane crash 15M NW Caomo, Puerto Rico --all 22
  43. 1942 -- Oct 03, USN Sikorsky flying boat *Excalibur* takeoff crash, Botwood, NFLD, Can.-- 11
  44. 1942 -- Oct 17, USAAF B-17 crash, north slope Sierra Grande Mt., 7M SW Des Moines, NM--11
  45. 1942 -- Oct 23, American Air 28 and USAAF B-34 collide 3M N Palm Springs, CA -- 12
  46. 1942 -- Nov 11, USN PBM-1 crash off Banana River NAS, 5M from Melbourne FL -- 9-11
  47. 1942 -- Nov 30, USAAF B-17F crash in snowstorm 1/3M SW of Sioux City AAB, IA-- 10
  48. 1942 -- Dec 02, USAAF B-17F crash in mountainous terrain at night near Grace, ID -- 10
  49. 1942 -- Dec 05, USAAF C-47 approach crash, near Maxwell Field, Montgomery, AL -- 12
  50. 1942 -- Dec 30, USAAF B-17F icing crash 8M south of Musselshell, MT -- 12
- 
51. 1943 -- Jan 02, USAAF B-17F flies into cloud-shrouded Ruby Mts. 25M E Elko, NV -- 10
  52. 1943 -- Jan 06, USAAF B-24 tail section structural failure crash 3M W White City, KS-- 11
  53. 1943 -- Jan 06, USAAF B-24D tail section structural failure crash, 15M SW Madill, OK-- 10
  54. 1943 -- Jan 08, USAAF B-24 Liberator crash 2M off Barking Sands Field, Kauai, HI --all 10
  55. 1943 -- Jan 12, USAAF B-24D crash 3M west of Army Air Base at Alamogordo, NM-- 10
  56. 1943 -- Jan 15, 2 USAAF B-17s collide, #41-9181 crashes 10M SW Gowen Field, Boise, ID--10
  57. 1943 -- Jan 15, USAAF C-54 (TWA Contract), crash, Dutch Guiana [Suriname] --all 35
  58. 1943 -- Jan 17, USAAF B-24 crash, too-fast spin recovery 10M N Alamogordo AAB, NM-- 11
  59. 1943 -- Jan 18, USAAF B-24 flies into Bassett Peak, Galiuro Mts. 43M NE Tucson, AZ-- 11
  60. 1943 -- Jan 18, USAAF C-87 Liberator Express missing, Atlantic, off Natal, Brazil --all 26
  61. 1943 -- Jan 21, Pan Am #1104 (USN transport) crash at night, Mt. ~Boonville, CA --all 19
  62. 1943 -- Jan 24, USAAF B-17F flies into terrain flying under low ceiling ~Ordway, CO-- 10
  63. 1943 -- Jan 24, USAAF B-24D icing crash, Mescalero Indian Res. 15M S Ruidoso, NM-- 10
  64. 1943 -- Jan 24, USAAF B-24 crash, White Sands Nat. Monument 10M W Alamogordo NM-- 11
  65. 1943 -- Jan 25, USAAF B-17 crash letting down in low clouds, 2M NW New Albany, OH--12
  66. 1943 -- Jan 26, USAAF C-67 structural failure/turbulence crash 11M S of Flomaton, AL-- 10
- 
67. 1943 -- Feb 05, two USAAF B-25Cs collide midair 12M west of Newberry, SC -- 14
  68. 1943 -- Feb 06, USAAF C49K, Fort Nelson BC-Seattle crash, Tuchodi Lake peak, BC, Can.-- 11
  69. 1943 -- Feb 11, USAAF B-17F flies into ridge ~Table Top Mt. 17M E Walla Walla, WA-- 10
  70. 1943 -- Feb 17, USAAF B-17F structural failure and crash, near Huron, SD -- 12
  71. 1943 -- Feb 18, USAAF Boeing XB-29 crash, Frye Packing Plant, fire, Seattle, WA -- 31

72. 1943 -- Feb 25, USAAF B-17F crash 25 miles north of Glenrock, WY --all 10  
 73. 1943 -- Feb 26, USAAF B-17F crash just after takeoff, Biggs Field, El Paso, TX -- 10  
 74. 1943 -- Feb 28, 2 USAAF B-26 bombers collide mid-air, bombing range, Avon Park, FL-- 11

**AVIATION Disasters Subset -- MILITARY Craft and Charters -- CHRONOLOGICAL:**

75. 1943 -- Mar 22, USAAF AT-18 missed approach crash, Harlingen Army AF, TX --all 10  
 76. 1943 -- Mar 27, USAAF C-47 structural failure and crash, Oliver Springs, TN --all 11  
 77. 1943 -- Mar 29, USAAF B-17F flies into ground 5M NE of Ephrata AAB, WA --all 11  
     1943 -- Mar 29, USAAF B-17F crash near top of mt. ridge 16M E of Ellensburg, WA --all 9
78. 1943 -- Apr 12, USAAF B-24 crash after takeoff 3½M SE Davis-Monthan Field, Tucson, AZ-- 10  
 79. 1943 -- Apr 15, USAAF AT-18 landing crash Buckingham AAF, Fort Myers, FL --all 11  
 80. 1943 -- Apr 21, USAAF B-24 out of Langley Field VA missing, SOS sent, off VA coast-- 10  
 81. 1943 -- Apr 21, USAAF C-60A landing attempt crash, Evansville Municipal Airport IN-- 10  
 82. 1943 -- Apr 23, two USAAF B-26C bombers collide mid-air over Englewood, FL --all 13  
 83. 1943 -- Apr 26, USAAF B-24D structural failure crash 9M NE of Ballinger, TX -- 10  
 84. 1943 -- Apr 29, USAAF B-24 lost, Pacific, Hamilton Field, CA to Hickam Field, HI -- 10
85. 1943 -- May 04, USAAF B-24, UK to US, flies into Mt. Fagradalsfjall, Iceland -- 14  
 86. 1943 -- May 07, USAAF B-17F airport approach crash 4M W Army Air Base, Dalhart, TX--11  
 87. 1943 -- May 08, USAAF C-47 crash after takeoff 2M N Tinker Field, Oklahoma City OK--15  
 88. 1943 -- May 13, two USAAF B-24s collide mid-air 4M NE of Biggs Field, El Paso, TX-- 15  
 89. 1943 -- May 15, USAAF C-47 flies into fog-shrouded Gingercake Mountain, NC -- 18  
 90. 1943 -- May 16, two USAAF B-17s collide at runway junction, Ephrata Army AB, WA-- 10  
 91. 1943 -- May 18, US Navy PBV-5A Catalina missing on patrol flight off Adak, AK --all 10  
 92. 1943 -- May 20, USAAF B-24 missed approach crash into natural gas tank, fog, Chicago IL--12  
 93. 1943 -- May 22, USAAF B-17G crash 5M SE of Rapid City Army Air Base, SD --all 11  
 94. 1943 -- May 23, USAAF B-17 crash, Yellowstone Nat. Park 4M S West Yellowstone, MT-- 10  
 95. 1943 -- May 29, USAAF B-24D out of Pocatello ID lost, trng. flight, Pacific off west coast--10  
 96. 1943 -- May 30, USAAF B-17F flies into 4,990 ft. mount. 32M SE of Salt Flat, TX --all 11  
 97. 1943 -- May 31, USAAF C-67 flies into clouded Desatoya Peak, Smith Creek Valley, NV-- 11
98. 1943 -- June 07, USAAF C-47 airport approach crash in thunderstorm ~Red Springs NC-- 20  
 99. 1943 -- June 13, two USAAF B-17Fs in formation collide, 1 crashes 2M SW Fedora, SD-- 11  
 100. 1943 -- June 14, USAAF B-17 initial climb crash, Bakers Creek, 5M S Mackay, Australia-- 40
101. 1943 -- June 15, two USAAF B-24s in formation collide/crash 10M N of Ruidoso, NM--19  
 102. 1943 -- June 25, USN PBV-5 Catalina crash, St. John River ~Green Cove Springs, FL-- 13  
 103. 1943 -- June 26, six USAAF plane crashes and collisions, CA (2), FL (2), ME, SC ` -- 16  
     --2 USAAF AT-6A wing failure and crash 3M SE of Fulton, CA  
     --2 USAAF Vultee BT-13A crash 7M SE War Eagle Field, Lancaster, CA  
     --1 USAAF Republic P-47D collided with 2nd P-47, 20M S of Perry Field, FL  
     --1 USAAF L-2B crash 12M NE of Tyndall Field, Panama City, FL  
     --9 USAAF B-26 crash buzzing relative's farm; crew/civilians, Presque Isle, ME  
     --1 USAAF Stearman PT-17 crash 1M south of Cameron, SC



104. 1943 -- June 27, two USAAF B-25s on nighttime navigational trng. flight crash in GA-- 13  
 --6 USAAF B-25C flies into terrain under cloud-cover 18M NE of Sandersville  
 --7 USAAF B-25C hits tree flying low under clouds 20M NNE Augusta
105. 1943 -- June 28 or 29, USAAF B-17 crash on ridge, Big Horn Mts. ~Cloud Peak, WY-- 10
106. 1943 -- June 29, USAAF B-24 lndg. attempt crash, storm, 1M NW Alamogordo AAB, NM-10

**AVIATION Disasters Subset -- MILITARY Craft and Charters -- CHRONOLOGICAL:**

107. 1943 -- July 02, USN R4D-1 crash, Table Top Mt., 6M NW NAS Dutch Harbor, AK--all 10
108. 1943 -- July 03, USAAF B-17F tail section structural failure 2M N of White City, KS--all 10
109. 1943 -- July 05, planes crash; USN PV-1, NAS Deland FL; USAAF B-24, Bakersfield CA-- 15  
 --8 USN PV-1 Ventura, Naval Air Station, Deland, FL  
 --7 USAAF B-24E approach crash (engine failure), 5M east Bakersfield, CA
110. 1943 -- July 05, USAAF B-24 search mission crash, fog, Green Mt., San Miguel Isl., CA--12
111. 1943 -- July 07, USN PB4Y-1 Liberator dove into sea off NAS Barbers Pt., Oahu, HI--all 11
112. 1943 -- July 15, USAAF B24D sea crash at end of runway, Castle Harbour, Bermuda-- 11
113. 1943 -- July 17, two USAAF C-53s in formation collide 10M N of Grenada AAF, MS-- 10
114. 1943 -- July 19, USAAF B-24 structural failure crash, Taylor Canyon 27M NE Gunnison CO- 11
115. 1943 -- July 19, USAAF C-53D crash in turbulent storm 9M W of Lincoln, NE --all 13
116. 1943 -- July 21, two USAAF B-26Cs in formation collide 15M E of Parrish, FL --all 10
117. 1943 -- July 24, USAAF B-17 crash into hill 10M N of Ephrata Army Air Base, WA--all 13
118. 1943 -- July 25, two B-25s AP approach collision, Santa Fe Beach Havana, Cuba -- 12
119. 1943 -- July 28, USAAF B-24E dive recovery structural failure crash, Adena, CO --all 12
120. 1943 -- July 28, USAAF B-24 emer. lndg. approach crash 12M N Biggs Field, El Paso, TX--11
121. 1943 -- July 29, USN R4D-5 transport crash, mt., San Cristobal Isl., Solomon Islands-- 10
122. 1943 -- Aug 01, USAAF CG-4 glider demonstration flight wing failure, St. Louis, MO-- 10
123. 1943 -- Aug 09, US Navy bomber crashes (3) into bus (8), Pearl Harbor Navy Yard, HI--11
124. 1943 -- Aug 10, 2 Walla Walla, WA USAAF B-17s crash, ~Cecil, OR, Paterson, WA-- 15  
 --8 Walla Walla AAB, USAAF B-17 bomber crash near Cecil, OR  
 --7 Walla Walla AAB, USAAF B-17 bomber crash near Paterson, WA
125. 1943 -- Aug 12, USAAF B-24E crash, mountainside 7M north of Indio, CA --all 10
126. 1943 -- Aug 14, USAAF B-24E forced lndg. attempt crash, field 10M S Ellsworth, KS-- 11
127. 1943 -- Aug 14, USAAF B-24E crash into box canyon cliff 13M S of Dubois, WY --all 11
128. 1943 -- Aug 16, USAAF B-24E takeoff climb crash 2M ENE of Pueblo, CO --all 10
129. 1943 -- Aug 16, USAAF B-24E takeoff power loss crash, Gowen Field, Boise, ID --all 10
130. 1943 -- Aug 18, USN PBM-3C Mariner patrol plane crash off Montauk Pt. Long Is., NY--12
131. 1943 -- Aug 18, USAAF B-24E engine fire and crash, Otero County, NM --all 12
132. 1943 -- Aug 18, USAAF B-24E crash, Gulf, 120M SE off Corpus Christi, TX --all 10
133. 1943 -- Aug 24, USAAF B-17F crash, Gibson Ranch ~Dovetail & Winnett, MT --all 11
134. 1943 -- Aug 27, USAAF B-24E crash, Cheyenne Mt. 10M W of Colorado Springs, CO--10
135. 1943 -- Aug 28, 2 USAAF B-17Fs collide, 3<sup>rd</sup> hits debris ~Army Air Base, Harvard, NE-- 14
136. 1943 -- Aug 29, USAAF B-24E lndg. approach eng. failure crash 5M E Wendover Field, UT-- 10
137. 1943 -- Sep 01, USAAF B-17F mid-air explosion/crash 6M E of Fort Benton, MT --all 10
138. 1943 -- Sep 02, USAAF B-24E landing crash 1M E Army Air Base Sioux City, IA --all 10

- 139. 1943 -- Sep 05, USAAF B-17F breaks-up in turbulence, Lake Cormorant, MS --all 10
- 140. 1943 -- Sep 05, USAAF C-53D Skytrooper turbulence break-up 10M S of Sedalia, MO--11
- 141. 1943 -- Sep 06, USAAF B-17F airport approach crash 1M north of Rapid City, SD --all 10
- 142. 1943 -- Sep 10, 2 USAAF B-17s in formation collide ~50M SE of Galveston, TX --all 22
- 143. 1943 -- Sep 20, USAAF C-53D transport crash after takeoff, Maxton AAB, NC --all 25
- 144. 1943 -- Sep 22, USAAF B-24D drops under ceiling into rising terrain near Covert, KS-- 11
- 145. 1943 -- Sep 22, USAAF C-53 transport hits trees on takeoff/crashes ~Calcutta, India--all 20
- 146. 1943 -- Sep 28, USAAF B-24H formation slipstream stall/crash 3M N Fountain, CO-- 11
- 147. 1943 -- Sep 30, USAAF B-24H crash, Mt. Logan ~5M northwest of Shawnee, CO -- 11

**AVIATION Disasters Subset -- MILITARY Craft and Charters -- CHRONOLOGICAL:**

- 148. 1943 -- Oct 01, USAAF B-24D, too-low in cloud cover, hits Clift Ridge, S of Elk, CA--all 10
- 149. 1943 -- Oct 03, USAAF B-17F runway approach crash, Brooksville Army Airfield, FL-- 11
- 150. 1943 -- Oct 04, USAAF B-24D, engine failure emer. lndg. attempt, Blythe AAB, CA--all 10
- 151. 1943 -- Oct 06, USAAF B-24D, Pocatello ID to Klamath Falls OR then over Pacific, lost-10
- 152. 1943 -- Oct 14, USAAF B-24D emer. lndg. attempt crash, Neighbours Blvd. Blythe, CA--all 10
- 153. 1943 -- Oct 15, USAAF B-24E with engine trouble hits mt. returning to Blythe AAB, CA-10
- 154. 1943 -- Oct 22, USAAF C-47 crash, night parachute ex., Lawson Field, Ft. Benning, GA--20
- 155. 1943 -- Oct 22, USAAF B-17 stall/crash in storm, Arkansas River ~Ponca City, OK -- 14
- 156. 1943 -- Oct 24, USAAF YB-29 takeoff crash, Smoky Hill Army Air Field, Salina, KS-- 10
- 157. 1943 -- Oct 25, two USAAF B-24H planes collide, near Milligan, NE -- 17
- 158. 1943 -- Oct 29, USAAF B-24E crash, Cucamonga Peak at night, 10M NW Fontana, CA--10
- 159. 1943 -- Oct 29, USAAF B-24 crash after takeoff, Atlantic off West Palm Beach, FL -- 14
- 160. 1943 -- Oct 29, USAAF C-47 engine loss, approach crash, Hoffman-Mackall AAF, NC--14
  
- 161. 1943 -- Nov 03, USAAF B-24J engine fire/crash 4½M SW Pueblo Army Air Base, CO--10
- 1943 -- Nov 06, USN PBY-5A missing, ferry from NAS San Diego to NAS Kaneohe-- 9
- 162. 1943 -- Nov 16, two USAAF AT-18s crash near and at Buckingham AAF, FL -- 16
  - 8 USAAF AT-18A 42-55637, 11-16-1943, Buckingham AAF, Ft. Myers, FL
  - 8 USAAF AT-18A 42-55675, 11-16-1943, Buckingham AAF, Ft. Myers, FL
- 163. 1943 -- Nov 18, USAAF B-24J Liberator crash 9 miles north of Melrose, NM --all 12
- 164. 1943 -- Nov 18, USN transport plane crash, 30 miles E of Rio De Janeiro, Brazil --17 of 18
- 165. 1943 -- Nov 19, USAAF B-17F crash, near Thonotosassa, FL -- 10
- 166. 1943 -- Nov 25, two USAAF B-24Es collide/crash 5M N Liberal Army Airfield, KS-- 11
  
- 167. 1943 -- Dec 04, USAAF B-24C crash 2M S of Elverson, PA (near Reading, PA) -- 10
- 168. 1943 -- Dec 05, US Army and Navy planes crash: Quonset Pt. RI; Kings Canyon, CA-- 15
  - 9 USN PV-1 Ventura hot landing into hangar, NAS Quonset Point, RI
  - 6 USAAF B-24E crash, Kings Canyon National Forest, CA
- 169. 1943 -- Dec 7, Navy dive bombers collide/bomb falls/Marines on ground die, Maui, HI--22
- 170. 1943 -- Dec 13, USN PBM-3S, VP-213, BuNo 48126 lost on patrol off NC Coast -- 18
- 171. 1943 -- Dec 13, USAAF B-17F spins out of control in snowstorm 10M N Rosebud, SD--all 10
- 172. 1943 -- Dec 14, USAAF B-24 engine loss after takeoff, hits bluff 2M NE Council Bluffs, IA--16
- 173. 1943 -- Dec 15, USAAF B-17F takeoff engine problem & crash, Ardmore AAF, OK--all 12
- 174. 1943 -- Dec 19, two USAAF B-24s crash: one ~Sausalito, CA/9; one near Burley, ID/8--17

175. 1943 -- Dec 22, USAAF B-24H takeoff crash 3M NW Morrison Field, West Palm Beach FL--14  
 176. 1943 -- Dec 27, two military plane crashes, one in FL and one in NY -- 11  
     --6 USAAF B-17E Fortress crash in fog, .5M N of Hendricks AAF, FL  
     --5 USN PV-1 Ventura crash and explosion, Rockaway Inlet, NY  
 177. 1943 -- Dec 29, mid-air collision 2 USAAF B-24's, Near Lakeside, UT -- 25

**AVIATION Disasters Subset -- MILITARY Craft and Charters -- CHRONOLOGICAL:**

178. 1944 -- Jan 02, USAAF B-17G breaks-up, icing, McClellan Field, Sacramento, CA --all 13  
 179. 1944 -- Jan 03, USAAF B-24J crash into mt. peak, 25 miles SE of Muroc, CA --all 10  
 180. 1944 -- Jan 13, USAAF B-17 fire during landing approach/crash ~Fort Worth AAF, TX--10  
 181. 1944 -- Jan 20, USN PB4Y1 Liberator takeoff crash/engine failure, Camp Kearny, CA-- 13  
 182. 1944 -- Jan 22, USAAF B-17 and AT-6A, collide, Gulf, 3M N Little Marco Pass, FL-- 10  
 183. 1944 -- Jan 24, USAAF C-60 & Beech AT-7 collide midair 5M NW Farmersville, LA-- 10  
 184. 1944 -- Jan 26, USN PBM-35 hits ammo. magazine during landing, NAS Key West, FL--11  
 185. 1944 -- Jan 31, USN PB4Y-1 out of Quonset Pt. NAS crash 13M off Block Isl., RI -- 10
186. 1944 -- Feb 03, two USAAF B-26Bs collide in formation, 7M W of Garland, AR --all 13  
 187. 1944 -- Feb 07, two USAAF planes crash at Parkton, NC and at Wendover Field, UT-- 13  
     --9 USAAF B-24 crash into rising terrain 8M NE Wendover Field, UT  
     --4 USAAF C-47A break-up in mid-air after doing a loop, Parkton, NC
188. 1944 -- Feb 12, two USAAF B-17's collide, one crashes (42-30481), Mill Creek, OK-- 10  
 189. 1944 -- Feb 12, 3 USAAF B-25s in formation collide, Army Air Base Greenville, SC --all 19  
 190. 1944 -- Feb 16, USN Air Transport R4D-1 flight missing, NAS Seattle to Kodiak, AK-- 14  
 191. 1944 -- Feb 16, USAAF B-17F out of fuel after failed landing attempts crash, Wimauma, FL--12  
 192. 1944 -- Feb 18, two USAAF B-24s collide, 3 plane group, 20M from Phoenix, AZ --all 17  
 193. 1944 -- Feb 22, USAAF B-17F, off course/instrument conditions crash, Blue Mt., NJ-- 12  
 194. 1944 -- Feb 23, 2 USN North Amer. PBJ-1D Mitchell bombers collide ~New Bern, NC--10  
 195. 1944 -- Feb 25, USAAF B-17 & AT-6A collide 15M NW Army Air Field, Las Vegas, NV--12  
 196. 1944 -- Feb 26, USAAF B-24E lost, GA to Cuba, Atlantic, off Jacksonville, FL --all 10  
 197. 1944 -- Feb 26, USAAF B-17 turbulence spinout crash, mts. 10M W Palmer Lake, CO --all 10
198. 1944 -- Mar 03, two USAAF B26s collide 10M N of Barksdale Field, Shreveport, LA-- 12  
 199. 1944 -- Mar 05, USAAF B-24E engine fire/explosion/crash, east off Jacksonville, FL-- 12  
 200. 1944 -- Mar 06, USAAF B-17G breaks-up and crashes 5M NE of Maxwell, IA --all 10  
 201. 1944 -- Mar 15, USAAF B-24E flies into Bull Mt. at night, 5M NE of Stuart, VA --all 11  
 202. 1944 -- Mar 18, USAAF B-24 hits peak, 25M N Davis-Monthan Field, Tucson, AZ --all 10  
 203. 1944 -- Mar 20, two USAAF B-24s crash near Biggs Field, El Paso, TX --all 19  
     -- 9 USAAF B-24E 42-64398; 00:01, 3M SE, takeoff engine failure  
     --10 USAAF B-24E 42-7400; 3:10, 2M S, takeoff engine failure
204. 1944 -- Mar 26, USAAF, B-24 crash, near Naval Air Station, Melbourne, FL -- 10
205. 1944 -- Apr 06, USN PBY-5A runs out of fuel, San Juan to Guantanamo NAS, Caribbean-- 16  
 206. 1944 -- Apr 07, Westover Field MA USAAF B-24 engine trouble/lost, Atlantic ~Montauk Pt.--11  
 207. 1944 -- Apr 09, USAAF B-24 spinout in clouds, 3M SW USMC Air Station, Mojave CA--10  
 208. 1944 -- Apr 11, US Navy War Eagles P-3C Orion crashes east of Columbus, NM -- 12

- 209. 1944 -- Apr 14, USN heavy bomber crash 22M E of Palomas, MX, 1000 feet from TX border-- 12
- 1944 -- Apr 19, Houma NAS, LA Airship K-133, down in storm, off MS River, Gulf-- 9
- 210. 1944 -- Apr 24, USAAF B-24 hits mt. top in instrument cond., 3M east of Epsom, NH-- 10
- 211. 1944 -- Apr 24, USAAF B-17G crash, 6M SW of Ardmore Army Air Field, OK --all 11
- 212. 1944 -- Apr 25, two USAAF B-24s collide midair 15M NE Yuma Army Air Field, AZ-- 12
- 213. 1944 -- Apr 28, US Navy R4D transport plane crash, Anderson Mesa, northern AZ --all 19
- 214. 1944 -- Apr 29, USAAF B-24E, off-course/too-low, flies into terrain, 15M SW Merna, NE--10

**AVIATION Disasters Subset -- MILITARY Craft and Charters -- CHRONOLOGICAL:**

- 215. 1944 -- May 05, USAAF B-24J out of Hickam Field, HI crash, Aiea Ridge, Oahu, HI-- 10
- 216. 1944 -- May 10, USN PB4Y-5A Catalina crash, Riachuelo, Brazil, 40M W Natal, BR--all 10
- 217. 1944 -- May 13, USAAF B-24H crash near Batista Field, Havana, Cuba --all 11
- 218. 1944 -- May 16, USN dirigible airship K-5 hits hangar and crashes, Lakehurst NAS, NJ--10
- 219. 1944 -- May 18, USAAF B-17 crash (formation prop. turbulence), 7M E Rapid City AAB, SD--10
- 220. 1944 -- May 19, USN 32226 PB4Y-1 Liberator plane crash ~MCAS Cherry Point, NC-- 13
- 221. 1944 -- May 26, USAAF B-17G crash, Ronald Horn farm 3M west of Anthon, IA -- 10
- 222. 1944 -- May 27, USAAF B-24 crash, Mt. Holyoke after night takeoff ~So. Hadley, MA--10
- 223. 1944 -- May 29, USAAF B-17G stall during banking, crash, 5M south of Ridgely, TN-- 10
- 224. 1944 -- May 30, USN PB4Y and F4F collide over Palomar Mt., San Diego County, CA--12
- 225. 1944 -- May 30, USN PB4Y-1 emer. landing attempt crash, NAAS Chincoteague, VA-- 11
  
- 226. 1944 -- June 06, USN PB4Y-1 crash after takeoff into building, NAAS Camp Kearny, CA-- 17
- 227. 1944 -- June 07, USAAF B-24 in-flight fire in thunderstorm, crash 2M SE Chappell, NE-10
- 228. 1944 -- June 08, USAAF B-25s collide/fall on homes/kill 10 civs., Kalihi, Honolulu, HI--14
- 229. 1944 -- June 13, USAAF B-24E, night navigation ex., flies into Green Knob Mt., NC-- 10
- 230. 1944 -- June 20, USAAF B-24J low on gas, lost at sea heading for Jacksonville FL -- 10
- 231. 1944 -- June 22, USAAF B-24 crash on mt. at night 15M SE Walla Walls AAF, WA-- 10
- 232. 1944 -- June 28, 3 USAAF planes crash: ~Selma AL/5; ~Dermott AR/2; ~Yuma AZ/5-- 12
  - 5 USAAF C-60A Lodestar, lost engine on takeoff, crashed ~Selma AAF, AL
  - 2 USAAF BT-13A, left wing failed in flight near Dermott, AR
  - 5 USAAF B-17 G Flying Fortress flew into mountainside at night ~Yuma, AZ
- 1944 -- June 29, USAAF B-24 engine fire, crash, Floating Feather Auxiliary AP, Eagle, ID-- 8
- 233. 1944 -- June 29, off-course USAAF B-24 flies into mt. at night, 17M SE of Tobe, CO--all 10
- 234. 1944 -- June 30, USAAF B-24J plane crash, Atlantic, 10M off Myrtle Beach, SC --all 10
  
- 235. 1944 -- July 02, USAAF B-29 break-up in thunderstorm/crash 5M NE Harmon, OK --all 11
- 236. 1944 -- July 4, USAAF B-24s collide 10M N Palm Springs, 3<sup>rd</sup> B24 crash Muroc Lake CA--10
  - 9 USAAF B-24J #42-51022, 10 miles northeast of Palm Springs, CA
  - 1 USAAF B-24 crash at Muroc Lake, CA
- 237. 1944 -- July 11, off-course USAAF B-17 crash, thunderstorm, Deer Mt. ~Rangeley, ME-- 10
- 238. 1944 -- July 11, USAAF A-26 crash into Westbrook trailer camp, So. Portland, ME -- 19
- 239. 1944 -- July 19, USAAF B-24J #42-51617 breaks-up/crashes 5M N of Touchet, WA-- 12
- 240. 1944 -- July 20, two USAAF B-17Fs in formation collide, north of Brooksville, FL -- 10
- 241. 1944 -- July 20, 2 USAAF B-24Js in 18-ship flight enter clouds/collide/crash, 1M N Roswell, NM--10
- 242. 1944 -- July 21, 3 USAAF C-47s lost, Atlantic, 25M off Cape Fear, NC -- 15

- 243. 1944 -- July 19, USAAF B-24 Consolidated Liberator plane crash, Touchet, WA -- 12
- 244. 1944 -- July 23, USAAF B-24J in-flight fire/crash, near Chatham Field, Savannah, GA-- 10
- 245. 1944 -- July 25, USAAF B-24 plane crash, San Pablo Bay, near San Rafael, CA -- 10
- 246. 1944 -- July 26, USAAF C-54A, UK-NY, lost, last radio contact SE off Greenland --all 26
- 247. 1944 -- July 27, USAAF C47 ambulance plane hits cliff/fog, Isle of Mull ~Port Logan, Scotland--22
- 1944 -- July 30, USAAF B-17G breakup in thunderstorm/crashes, 6M E of St. Marks, FL-- 9

**AVIATION Disasters Subset -- MILITARY Craft and Charters -- CHRONOLOGICAL:**

- 248. 1944 -- Aug 01, USAAF B-24's collide in formation, 10M S Furnace Creek, Death Valley, CA--17
- 249. 1944 -- Aug 03, USAAF C-47A engine failure in thunderstorm/crash, SE of Naper, NE-- 28
- 250. 1944 -- Aug 05, two USAAF B17G's in too-close formation collide, 3M W Dixon, NE-- 17
- 251. 1944 -- Aug 09, USAAF B-24J in-flight fire and crash 5M SE of Kiowa, CO --all 10
- 252. 1944 -- Aug 21, USAAF YB-29 possible engine fire/crash, 25M NE Alamogordo AB, NM--10
- 253. 1944 -- Aug 21, two USAAF B-24J bombers in formation collide, near Model, CO -- 18
- 254. 1944 -- Aug 23, USAAF B-24/3 crew, hits thunderstorm, crashes into school, Freckleton/58, UK--61
- 255. 1944 -- Aug 27, USAAF B-17 crash in thunderstorm, 20M from Bay St. Louis, MS --all 10
- 256. 1944 -- Aug 28, USAAF C54 landing crash/hit wires kills 5 on ground, Prestwick, Scotland-- 25
  
- 257. 1944 -- Sep 01, USAAF B-24J emer. lndg. attempt crash ~Muroc Army Air Field, CA--all 10
- 258. 1944 -- Sep 17, USAAF B-29 crashes buzzing a farmhouse, 1M S of Copeland, KS<sup>119</sup>-- 12
- 259. 1944 -- Sep 18, off-course USAAF C-47 crash, Mt. Brooks near Talkeetna, AK --all 19
- 260. 1944 -- Sep 24, USAAF C-47 hits 2nd C-47 parachute bundle/crashes, Camp Mackall, NC--12
- 261. 1944 -- Sep 27, USAAF RB-24E plane crash (icing?) 2M SW of San Jon, NM -- 11
- 262. 1944 -- Sep 29, USN PBM-3D crash, southeast of Palau Island, West Central Pacific-- 10
  
- 263. 1944 -- Oct 08, USAAF B-29 goes out of control/crashes, near Love Field, Dallas, TX-- 15
- 264. 1944 -- Oct 15, USAAF B-29 crash after takeoff, Alamogordo Army Air Base, NM -- 11
- 1944 -- Oct 16, USAAF B-24J Liberator crash, Camels Hump Mountain, VT -- 9
- 265. 1944 -- Oct 17, USAAF B-24 hillside crash flying too low, 15M NE of Ukiah, OR --all 10
- 266. 1944 -- Oct 18, USAAF B24H plane crash, near Birkenhead, Merseyside, England -- 24
- 267. 1944 -- Oct 24, USAAF B-17 eng. problem, emer. lndg. crash/explosion, Russell, KS-- 12
- 268. 1944 -- Oct 24, USAAF B-29 hits tree after takeoff ~Barksdale Field, Shreveport, LA-- 11
- 269. 1944 -- Oct 26, USAAF C-46A's collide, Reno Army Air Base, NV -- 12
- 270. 1944 -- Oct 29, USAAF B-17 engine failure, emer. lndg. crash ~Chatham Field, Savannah, GA--10
  
- 271. 1944 -- Nov 03, USAAF B-24 and P-39 collide, training ~Kingman Army Air Field, AZ-- 15
- 14 B-24 --1 P39 fighter pilot
- 272. 1944 -- Nov 06, USN jet and transport collide over St. Johns River ~NAS Jacksonville, FL--18
- 273. 1944 -- Nov 07, USN PB4Y-1 Liberator plane crash, off Fort Monroe, VA -- 12
- 274. 1944 -- Nov 10, USAAF B-29 plane crash, near Clovis Army Air Field, NM -- 15
- 275. 1944 -- Nov 11, USAAF C-47B crash, Strawberry Peak, near Glendale, CA --12-13
- 276. 1944 -- Nov 11, US Air Transport Command C-54 crash 50 miles off Oahu, HI -- 17
- 277. 1944 -- Nov 13, USAAF C-47 crash near Army Air Base, Casper, WY -- 11
- 278. 1944 -- Nov 18, USAAF B-24J plane crash, near March Field, Riverside, CA -- 11

---

<sup>119</sup> Crash into farmhouse killing grandfather and one-year-old grandson, in addition to ten U.S. service crewmen.

279. 1944 -- Nov 19, USAAF C-47A plane crash, near Brighton and Lewes, England --24US/25  
 280. 1944 -- Nov 29, USAAF B-24 Liberator plane crash, Middle Mt., Nottingham, NH -- 9-10  
 281. 1944 -- Nov 30, USAAF B-24's collide near Davis-Monthan AAF, Tucson, AZ -- 18  
 282. 1944 -- Nov 30, USAAF B-24 and USN PBY-5 planes crash, ID & CA -- 12  
     --4 USAAF B-24J Liberator pilot error crash near Mountain Home AFB, ID  
     --8 US Navy PBM-5 crash, night, poor weather/low visibility, Mt. Tamalpais, CA

**AVIATION Disasters Subset -- MILITARY Craft and Charters -- CHRONOLOGICAL:**

283. 1944 -- Dec 05, USAAF P-47/B-24J planes collide near Walterboro AAF, SC -- 13  
 284. 1944 -- Dec 07, USAAF AT-18 transport takeoff crash/fire, Omaha Municipal AP, NE-- 17  
 285. 1944 -- Dec 08, USAAF AT-18 planes collide, Sioux Falls Army Air Field, SD -- 10  
 286. 1944 -- Dec 22, USAAF B-24 plane crash, Mt. Gleason, La Crescenta, CA -- 10  
 287. 1944 -- Dec 25, USAAF C-47 plane crash, Black Mesa Mountain, Quartzsite, AZ -- 17  
 288. 1944 -- Dec 25, USAAF C-47A plane crash, Roundtop Mt. near Harrisburg, PA --11-12  
 289. 1944 -- Dec 27, USAAF B-24J plane crash, near Mattituck, Long Island, NY -- 11  
 290. 1944 -- Dec 29, USAAF B-24J plane break-up and crash, near Meridian, ID -- 10  
 291. 1944 -- Dec 29, USAAF C-47A crash into hillside near Adak Army Air Base, AK --all 13  
 292. 1944 -- Dec 30, USAAF B-29 plane fire and crash, near Walker AAF, KS -- 10
293. 1945 -- Jan 06, USAAF C-46 crash, Himalayan mt.-side, Arunachal Pradesh, NE India--all 13  
 294. 1945 -- Jan 8, TX: USAAF B-26 bombers collide ~Brownsville/9; A-20 Havoc crash SW San Anton./1--10  
 295. 1945 -- Jan 09, USAAF B-24 breakup and crash near Chatham Field, Savannah, GA-- 11  
 296. 1945 -- Jan 15, USN R4D-5 & USAAF Stinson collide on runway, Tacloban AP, Philippines--21  
 297. 1945 -- Jan 17, USAAF B-17F engine fire and crash 6M NW of Bay Minette, AL -- 11  
 298. 1945 -- Jan 09, USAAF B-29 lost at sea (Atlantic?), Pratt AAF KS to Puerto Rico -- 16  
 299. 1945 -- Jan 20, USAAF B-24J landing approach crash, 2½M SE of Muroc AAF, CA-- 10  
 300. 1945 -- Jan 24, two USAAF B-17Fs in flight of five collide/crash ~5M NE of Dyersburg, TN-16  
 301. 1945 -- Jan 26, USN PB4Y-1 Liberator landing crash, near NAAS Jacksonville, FL -- 11  
 302. 1945 -- Jan 26, USAAF B-17G plane crash, near Hendricks Field, Sebring, FL -- 10
303. 1945 -- Feb 01, USN PBY-5A crash, night navigation trng., Kaneohe NAS, Oahu, HI-- 10  
 304. 1945 -- Feb 02, Florence to Rome USAAF C-47 mt. crash in fog 3M W of Montieri, Italy--23  
 305. 1945 -- Feb 04, USAAF C-46 Commando on-board fire, crash ~55M NW Jorhat, India-- 34  
 306. 1945 -- Feb 09, USAAF B-24D Liberator crash into side of mountain near Denio, OR-- 11  
 307. 1945 -- Feb 12, USAAF B-24D stalls, pilot loses control, crash, 15M SW of Troy, OR-- 10  
 308. 1945 -- Feb 13, USN transport crash, wing hits water, early AM takeoff, off Alameda, CA-24  
 309. 1945 -- Feb 14, USAAF B-24 approach crash in adverse weather, 12M NE Gander AP, Nfld.- 10
310. 1945 -- Mar 03, USAAF C-47 transport too-low landing turn crash, Ledo Airfield, India--27  
 311. 1945 -- Mar 03, USAAF C-47 Prestwick-Orly AP approach crash, NW of Paris, France--all 16  
 312. 1945 -- Mar 03, USAAF B-17 too-low plane crash in heavy rain, near Winnfield, LA-- 11  
 313. 1945 -- Mar 5, bomber/fighter collide, Kissimmee FL; C-60A crash into hangar, Dayton OH-- 16  
     --8 USAAF bomber/fighter takeoff/landing runway collision Kissimmee AAF, FL  
     --8 Pilot loses control of C-60A Lodestar on takeoff, crashes into hangar; explodes  
 314. 1945 -- Mar 06, USAAF B-24D, AP approach crash, 1M ~Mountain Home AAF, ID--all 10

- 315. 1945 -- Mar 10, USAAF C-46 med. evac. flight mt. crash ~Tanauan Airfield, Leyte, Philippines-- 37
- 316. 1945 -- Mar 10, USAAF B-24, crash, Atlantic near Montauk Point, Long Island, NY-- 12
- 317. 1945 -- Mar 10, USN PB4Y-1 lost, training flight NAS Jacksonville FL to Bahamas-- 14
- 318. 1945 -- Mar 10, USAAF B-29 engine failure/emerg. Indg. crash, Alexandria AAF, LA-- 10

**AVIATION Disasters Subset -- MILITARY Craft and Charters -- CHRONOLOGICAL:**

- 319. 1945 -- Apr 01, USAAF B-29 engine fire and crash, 6 miles NE of Alamogordo, NM-- 12
- 320. 1945 -- Apr 08, USAAF B-17F flies into mountain at night near Tellico Plains, TN --all 10
- 321. 1945 -- Apr 11, two USAAF TB-17Fs AP approach collision near Jackson AAB, MS-- 14
- 322. 1945 -- Apr 11, Charleston SC-based USAAF B-24J crash at sea off Charleston, SC--all 11
- 323. 1945 -- Apr 16, USAAF B-29 ferry flight too-low approach hits water, Pango Bay, Guam-- 12
- 324. 1945 -- Apr 16, USAAF Beech AT-11s collide, bombing training near Big Spring, TX-- 10
- 325. 1945 -- Apr 17, US Navy VB-4 patrol plane crash, trng. exercise, near Mayport, FL -- 12
- 326. 1945 -- Apr 19, USN R4D-5 crash in fog after takeoff, Gooseberry Hill, Australia --all 13
- 327. 1945 -- Apr 20, USAAF C-47 breakup and crash, thunderstorm, near Sweetwater, TX-- 25
- 328. 1945 -- Apr 23, USAAF B-17 taking on-leave troops to Ireland, crash ~Ramsey, Isle of Man--31
- 329. 1945 -- Apr 24, USAAF B-29A engine fire/crash, Gulf of Mex. ~off 100M SW Key West, FL--11
- 330. 1945 -- Apr 27, USAAF C-46 plane crash, Palo Duro Canyon, south of Claude, TX --all 11
  
- 1945 -- May 03, USN blimp engine fire leads to cover fire and crash, Santa Ana, CA-- 8
- 331. 1945 -- May 04, four USN/USAAF aircraft crash, three in CA, one ~Caylor, VA -- 25
  - 4 USN Beechcraft AT-11 hits Cumberland Mt. flying low, heavy fog ~Caylor, VA
  - 7 USN PBV-5A Catalina hits hillside in initial climb ~Ft. Baker SF Bay area CA
  - 6 USAAF B-26 engine cutting out after takeoff, crash Hwy-41, Pinedale CA
  - 8 USAAF B-24J March Field takeoff crash ~8M NW near Edgemont, CA
- 332. 1945 -- May 05, USAAF C-54 crash into bluff upon takeoff, Manus Island, New Guinea--21
- 333. 1945 -- May 05, USAAF B-17 crash, night, Charco Azul mts./hills SE of Cienfuegos, Cuba--14
- 334. 1945 -- May 6, USAAF C-46 carrying litter patients, hits radar towers, Gibbets Hill, UK--31
  - 30 on C-46 44-77839 (all), Gibbets Hill, Hindhead, Surry, England
  - 1 Canadian soldier manning the radar tower station
- 335. 1945 -- May 06, two USAAF B-17s collide, near Esler Field, Alexandria, LA -- 18
  - 9 Boeing B-17F Fortress #42-5355
  - 9 Boeing B-17G Fortress #42-31948
- 336. 1945 -- May 10, USAAF B-17 hits B-17 turbulence/collision/crash, Braintree England-- 11
- 337. 1945 -- May 11, USAAF B-29 engine failure, crash Indg., MacDill AAF, Tampa, FL--9-11
- 338. 1945 -- May 12, USAAF B-24 flies into cloud-covered tree-tops ~Anderson Cliff, CA--all 11
- 339. 1945 -- May 13, USAAF "Shangra-La" sightseeing plane crash, Mt., New Guinea -- 21
- 340. 1945 -- May 23, US Navy PB4Y-1 Liberator engine failure, crash at sea off Iwo Jima-- 12
- 341. 1945 -- May 23, USAAF C-46 ambulance flight, engine fire/crash, Taillefontaine, France--44
- 1945 -- May 27, USAAF XP-55 Ascender crash debris hits car, air show, Wright Field, Dayton OH--5
- 342. 1945 -- May 30, USAAF C-47B crash (18 WACs, 3 crew) off Sassandra, Ivory Coast-- 21
  
- 343. 1945 -- June 04, USAAF B-24L Liberator crash, Caribbean Sea off Jamaica --all 10
- 344. 1945 -- June 06, USAAF B-29 ferry to US crash after takeoff from Kwajalein Atoll -- 10
- 345. 1945 -- June 11, USAAF B-29 structural failure in thunderstorm, crash ~Rush Springs, OK--10

- 346. 1945 -- June 13, USAAF B-24 flight to US crashes, Sidhean Mor ~Gairloch, Scotland-- 15
- 347. 1945 -- June 14, USAAF C-46D crash (apparent lightning strike), 6M SE Oakridge, MS-- 17
- 348. 1945 -- June 16, USAAF C-47 flight to AUS crash on mt. ~Moikisung, Papua New Guinea--12
- 349. 1945 -- June 17, USAAF B-24, Wales to Azores crash at sea 60M off Finisterre, Spain-- 10
- 350. 1945 -- June 21, USAAF Catalina test flight lost 110M S off Los Negros, Admiralty Isls.--11
- 351. 1945 -- June 23, USAAF C-47 crash 17.5M SSE of Ledo Airfield, India, in Burma --all 25  
1945 -- June 29, USAAF TB-24 engine power loss after takeoff/crash, 6M SE Chandler AZ-7
- 352. 1945 -- June 30, USAAF TB-24J emergency landing crash, Las Vegas Field, NV -- 11
- 353. 1945 -- June 30, USAAF B-29 night navigation crash into mt., 8M ~Guadalupe Peak, TX--12

**AVIATION Disasters Subset -- MILITARY Craft and Charters -- CHRONOLOGICAL:**

- 1945 -- July 01, USAAF B-29 explosion, crash in thunderstorm, 6M S of Benton, KY-- 9
- 354. 1945 -- July 04, USAAF B-25 missing, mt. terrain, Chengjiang, China to Dinjan, India-- 15
- 355. 1945 -- July 05, USAAF B-17 bound for US, engine fire/ditches 150M NW Lajes Fld., Azores--15
- 356. 1945 -- July 8, USAAF B-29 encounters thunderstorm/loses tail/crashes 20M ~Pueblo AAB, CO--13
- 357. 1945 -- July 10, USN PBM-3C plane missing, last contact off Providence Isl. Bahamas-- 12
- 358. 1945 -- July 13, USAAF B-24 enters severe turbulence, crash, Southport, ~Panama City, FL--13
- 359. 1945 -- July 14, USAAF B-29 crash after takeoff, sandstorm? ~Kirtland Fld., Albuquerque NM-13
- 360. 1945 -- July 14, USAAF TB-25C engine-related crash, 1 mile NW of Weldon, TX -- 11
- 361. 1945 -- July 17, USAAF B17 night AP approach crash, heavy rain ~Smoky Hill AAB, Salina KS--10
- 362. 1945 -- July 18, USN PB4Y-2 Privateer missing, training flight out of NAS Miami, FL--15-17
- 363. 1945 -- July 22, USAAF B-24M engine problem, crash, James River ~Newport News, VA--11
- 364. 1945 -- July 23, USAAF B-24 engine fire/separation, crash, Tarskavaig, Isle of Skye, Scot.-- 14
- 365. 1945 -- July 25, thunderstorm, USAAF TC-47B wing fails/crash 13M NE of Tampa, FL-- 13
- 366. 1945 -- July 28, USAAF B-25 bomber flies into Empire State Building in fog, NYC<sup>120</sup>-- 14
- 367. 1945 -- July 30, USAAF B-24 crash in forest near Schofield Barracks, Oahu, HI --all 12
  
- 368. 1945 -- Aug 1, USAAF B-17 bound for US, engine failure/ditches, Tyrrhenian Sea off W. Italy--13
- 369. 1945 -- Aug 09, USAAF B-24 loses No. 1 engine power, crash ~Buckingham Field, Ft. Myers, FL--11
- 370. 1945 -- Aug 17, two USAAF B-29s collide at night, 3M west of Weatherford, TX -- 18  
--9 USAAF Boeing B-29 Superfortress, 42-93895  
--9 USAAF Boeing B-29 Superfortress, 44-86276
- 371. 1945 -- Aug 22, USN PB4Y-2 loss of control crash into Pacific off San Diego, CA -- 10
- 372. 1945 -- Aug 25, off-course USAAF B-24J flies into mountain, SE of Tollgate, OR -- 15
- 373. 1945 -- Aug 27, USAAF B-29 2<sup>nd</sup> landing approach, crash, Mt. Tapochau, Saipan --all 10
- 374. 1945 -- Aug 28, USAAF B-32 takeoff power loss, crash, runway-end pit, Yontan, Okinawa--13
- 375. 1945 -- Aug 28, USAAF B-29 crash during violent storm, Toga, Akita, Honshu, Japan-- 10
- 376. 1945 -- Aug 28, USAAF C-47, Philippines for Okinawa-Naha AFB, enters storm front, lost--19
- 377. 1945 -- Aug 30, USAAF B-29 with POW supplies crashes, Mt. Oyajiyama, Japan --all 12
  
- 378. 1945 -- Sep 01, USAAF B-24J takeoff crash, near Hondo Army Air Field, TX --11-12
- 379. 1945 -- Sep 06, USAAF C-47, intra-Philippine flight reportedly explodes ~San Jancinico Strait- 30
- 380. 1945 -- Sep 07, USAAF B-29 fire and crash, 4½ miles south of Wedowee, AL -- 10
- 381. 1945 -- Sep 10, B-24 Liberator with freed POWs crashes, Taitung, Taiwan --16 US of 25

---

<sup>120</sup> Cross listed in Fog as contributing condition.



- 382. 1945 -- Sep 12, USN PB4Y-2 Privateer take-off engine fire/crash ~Master Field, Miami, FL-- 14
- 383. 1945 -- Sep 15, USAAF C-47B takeoff crash (from Fairfax Field, Kansas City, KS), MO-- 23
- 384. 1945 -- Sep 28, USAAF C-46 crash 20 miles southeast of Chihkiang, China -- 20

**AVIATION Disasters Subset -- MILITARY Craft and Charters -- CHRONOLOGICAL:**

- 385. 1945 -- Oct 16, USAAF C-47 engine fire, crash 60 mls NW of Saipan, Mariana Islands--12
- 386. 1945 -- Oct 18, USAAF TB-24J engine fire just after takeoff, crash ~Hondo AAF, TX-- 13
- 387. 1945 -- Oct 30, USAAF C-47A plane crash into mountain near Cuneo, Italy --all 15
- 388. 1945 -- Oct 31, US Navy R4D-7 transport crash in heavy fog, Rich Mountain, AR -- 14
  
- 389. 1945 -- Nov 01, too-low USAAF C-47 hits mountain near Bad Herrenalb, Germany-- 26
- 390. 1945 -- Nov 02, USAAF B-29 Superfortress crash, North Field, Guam -- 10
- 391. 1945 -- Nov 03, Consolidated Air, Army transport com., sea crash, 450 mi NE of HI-- 18
- 392. 1945 -- Nov 3, USAAF C-54 wrong route crash, Himalayan Mts. ~Chukha, Bhutan, India-- 44
- 393. 1945 -- Nov 08, two US Navy PBM Mariners collide mid-air, Corpus Christi Bay TX-- 22
- 394. 1945 -- Nov 9, USAAF C-47 AP approach crash at night, poor weather, Palermo, Italy-- 24
- 395. 1945 -- Nov 11, USAAF B-17G, Marseille to Athens, icing crash, Mount Meta, Italy-- 20
- 396. 1945 -- Nov 13, ANA C-49 with USAAC passengers, crashes off Tacloban AP Philippines--16
- 397. 1945 -- Nov 28, USAAF C-47 crash ~Auburn CA/9; USN PBY crash, Palmyra Atoll AP/1--10
- 398. 1945 -- Nov 30, USN PB4Y-2 plane missing, NAS Kodiak, AK to NAS Seattle, WA-- 25
  
- 399. 1945 -- Dec 03, USAAF C-47B crash 10 miles SE of Carlos Pellegrini, Argentina --all 14
- 400. 1945 -- Dec 04, USAAF C-47 missing, Monrovia Liberia for Johannesburg, Africa coast--17
- 401. 1945 -- Dec 05, 5 USN Avengers and USN Mariner search plane lost off east FL coast-- 27  
     --14 Flight 19; 5 USN torpedo bombers lost ~100M ENE, Banana River NAS, FL  
     --13 USN PBM-5 Mariner search plane lost ~25M SW off Cape Canaveral, FL
- 402. 1945 -- Dec 08, Northwest Air, C-47 USAAF charter, AP approach crash, Billings, MT--19
  
- 403. 1946 -- Jan 12, USN PB4Y-2 hits Homonhon Isl. ridge in adverse weather, Philippines-- 10
- 404. 1946 -- Jan 13, USAAF C-46 initial climb crash into sea, off Majuro, Marshall Islands-- 12
- 405. 1946 -- Feb 05, USAAF C-47 crash, Negros Island mountainous terrain, Philippines --20-24
- 406. 1946 -- Mar 7, Kirtland AAB USAAF B-29 disintegrates, Los Lunas bombing range, NM--10
- 407. 1946 -- Mar 19, USAAF B-17 crash in adverse weather, northern Formosa (Taiwan) --all 10
- 408. 1946 -- Mar 19, USAAF C-47 structural failure/crash, near Hobart Mills, CA -- 26
- 409. 1946 -- Mar 23, USAAF C-47 flies into Mount Banahao/Banahaw, Leyte, Philippines-- 19
- 410. 1946 -- Apr 4, USN R4D-6 transport hits mountain at night ~15M SE Albuquerque, NM--11
- 411. 1946 -- Apr 8, USAAF C-47 Yan'an approach crash, Mt. Hei Cho, ~Shensi, China --all 17
- 412. 1946 -- May 10, two USN PB4Y-2 bombers collide when "attacked" in exercise ~Munson, FL--28
- 413. 1946 -- May 17, USAAF C-47 with POW remains hits hillside, Tripura district, India--all 11
- 414. 1946 -- June 01, USAAF C-54 cockpit fire, loss-of-control, crash off Amalfi, Italy -- 30
- 415. 1946 -- June 9, USAAF C-54 hits terrain 500ft below approach altitude, Taboga Isl., Panama-- 23
- 416. 1946 -- June 12, USAAF B29 crash and fire, Collins Gap, near Clingman's Dome, TN-- 12
- 417. 1946 -- July 09, USAAF B-17 hits Mount Tom, too-low approach, Westover AFB ~Holyoke, MA-25
- 418. 1946 -- July 18, USAAF C-47 transport crash, in severe thunderstorm ~Goodland, KS-- 13
- 419. 1946 -- July 20, two USAAF B-17G search planes collide off Coiba, Panama -- 20

- 420. 1946 -- July 30, USN PB4Y-2 crash searching for missing US planes, Mindoro Isl., Philippines--10
- 421. 1946 -- Aug 01, USN PB4Y-2 Privateer crash after takeoff from Camp Kearny MCAS, CA --all 12  
1946 -- Aug 9, USAAF A-26 Invaders collide, ground casualties, No. Montana State Fair, Great Falls-- 7
- 422. 1946 -- Oct 01, USAAF B-29 Superfortress crash in storm/burns, Buffalo Valley, NV--all 11
- 423. 1946 -- Oct 11, planes crash; Franconia, VA; near NAS Kaneohe, HI; Rio de Janeiro-- 12  
--5 USAAF B-25 crash in fog, Franconia, 6M west of Alexandria, VA  
--2 USN patrol bomber crashed after takeoff near NAS Kaneohe, Oahu, HI  
--5 USAAF C-45 hits mt. peak in simulated bombing run, Rio de Janeiro, Brazil
- 424. 1946 -- Nov 16, US Army Air Force DC-47 crashes into Pacific 15M off Iwo Jima --all 23
- 425. 1946 -- Dec 10, USMC R5C-1 transport flies into So. Tahoma Glacier, Mt. Rainier, WA--32
- 426. 1946 -- Dec 10, USAAF C-46 takeoff crash near Itami US Air Base, Osaka, Japan--all 23-24

**AVIATION Disasters Subset -- MILITARY Craft and Charters -- CHRONOLOGICAL:**

- 427. 1947 -- Jan 27, USAF B-29 Superfortress crash, Kirtland Field, NM -- 12
- 428. 1947 -- Feb 04, USN R-4D-5S (DC-3), crashed during storm, off Chincoteague Isl., VA--10
- 429. 1947 -- Feb 22, US Coast Guard PBM-5 crashes in Mexico on way back to San Diego-- 10
- 430. 1947 -- Feb 24, USAF B-29 weather reconnaissance plane lost, Bering Sea or W. AK-- 12
- 431. 1947 -- Apr 19, USAF B-29 takeoff engine fire/explosion/crash, off Kwajalein Island-- 16
- 432. 1947 -- May 29, USAAF C-54 approach crash near Atsugi Air Base, Japan --all 41
- 433. 1947 -- June 14 USAAF B-29 plane crash, Hawks Mountain, VT -- 12  
1947 -- July 29, USAAF B-29 Superfortress takeoff crash, Eglin AAF, Valparaiso, FL-- 9
- 434. 1947 -- Aug 06, US Navy PB4Y-5A plane disappears, Kodiak to Dutch Harbor, AK -- 20
- 435. 1947 -- Aug 16, USAF B-17 runs out of fuel/ditches 50M off Barbers Point, Kalaeloa, HI-- 10  
1947 -- Sep 15, USAF B-17 explodes/crashes, Bush Riv. at Chesapeake Bay ~Aberdeen MD--9
- 436. 1947 -- Sep 19, USAF C-54 in-flight fire/crash 3.1M SW off Puerto San Juan, Peru -- 14
- 437. 1947 -- Nov 28, off course USAF C-47 flies into Mt. Carbone, Alps near Cuneo, Italy-- 20
- 438. 1947 -- Dec 10, USAF C-54 crash after takeoff & emer. lndg. request ~Goose Bay, Labrador, Can.--23
- 439. 1947 -- Dec 11, USAF C-47 airport approach crash near Memphis, TN --all 20
- 440. 1947 -- Dec 16, USAF B-29 crash after Davis-Monthan Field takeoff near Tucson, AZ-- 12  
1947 -- Dec 31, USAF B-29 weather recon. plane engine loss/crash after takeoff, ~Elmendorf AFB AK-- 9
- 441. 1948 -- Jan 27, USAF C-47 crash (dependents), snowstorm, Cheval Blanc Mt., France-- 12  
1948 -- Jan 30, USAF B-17 crash, Cheval Blanc Mountain, Southern France -- 9
- 442. 1948 -- Mar 18, USAF B-29 landing crash in dense fog, MacDill Field, Tampa, FL -- 10
- 443. 1948 -- May 09, USN PB4Y-6A Catalina plane lost, San Juan, PR to Key West, FL -- 12
- 444. 1948 -- Aug 05, USN Douglas R4D-6 and civilian Stearman collide ~NAS Miami, FL-- 10  
--10 USN Douglas R4D-6 -- 0 civilian Stearman
- 445. 1948 -- Aug 11, USN PB4Y-2 flies into cliff, Rota Island (northern Mariana Islands)-- 12
- 446. 1948 -- Aug 12, USAF B-29 goes out of control on takeoff climb, crashes 6M S Roswell NM--13
- 447. 1948 -- Aug 20, USAF B-29 engine fire, takeoff attempt, crash, Rapid City AFB ~Rapid City, SD-17  
1948 -- Aug 24, USAF C-47 collides with USAF B-25 (no losses), 5M N of Newton, NJ-- 9
- 448. 1948 -- Aug 24, USAF B-29 engine loss on takeoff, emer. lndg. crash Hickam AFB, HI-- 16
- 449. 1948 -- Nov 01, USAF C-47 plane breakup and crash, Thunderstorm, ~Muldrow, OK-- 11
- 450. 1948 -- Nov 03, US Navy PB4Y-2 plane crash, 10M off Port Moller, Kodiak AK --all 12
- 451. 1948 -- Nov 03, USAF B-29 crash after takeoff near Lajes Field, Azores, Portugal -- 19

452. 1948 -- Nov 03, USAF B-29 bomber crash, Shelf Moor, near Manchester, England -- 13  
 1948 -- Nov 04, USN P2V2 crash, snow-filled canyon, Vancouver Isl. BC, Can. (found 1961)-9
453. 1948 -- Nov 07, USAF B-29 out of Kadena AB, Okinawa, crash at sea NW of Guam-- 11
454. 1948 -- Dec 22, USAF B-50 crash (congealed oil in manifold?) near Fairbanks, AK --all 10

**AVIATION Disasters Subset -- MILITARY Craft and Charters -- CHRONOLOGICAL:**

455. 1949 -- Jan 17, USAF B-29 crash, Argyllshire mts. (icing?) ~Lochgoilhead, Scotland-- 20
456. 1949 -- Jan 26, USAF B-29, Dakar, Senegal to Norfolk, UK, lost ~Canary Islands, Spain-- 15
457. 1949 -- July 30, Navy Hellcat hits Eastern Airlines #557, both crash ~Chesterfield, NJ-- 16
458. 1949 -- Aug 31, USN Martin Mariner PBM-5 takeoff crash off NAS San Diego, CA-- 10
459. 1949 -- Sep 23, USAF B-29 takeoff crash (engine failure), Andersen AFB (US), Guam-- 11
460. 1949 -- Sep 26, USAF B-29 explosive decompression/crash near Talihina, SE OK --all 13
461. 1949 -- Sep 30, USAF B-17 crash into mesa, storm/poor visibility, 4M N of Raton, NM--10
462. 1949 -- Oct 13, Lakenheath AB USAF B50 takeoff engine fire/crash ~Isleham Eng.--US/11 of 12
463. 1949 -- Nov 03, USAF RB-29 engine issue after takeoff, crash off Kindley US AFB, Bermuda--11
464. 1949 -- Nov 16, two USAF B-29 Superfortresses collide over Stockton area, CA -- 18  
 --9 USAF Boeing B-29 Superfortress, 44-69939  
 --9 USAF Boeing B-29 Superfortress, 44-86364
465. 1949 -- Dec 22, USAF B-50 fire after takeoff and crash, Argyle Isl. ~Savannah, GA --all 11
466. 1950 -- Jan 26, USAF SAC C-54 transport disappears, Yukon Territory, Canada -- 44
467. 1950 -- Feb 15, USAF B-29 crash after takeoff, US Hwy-117 3M SW of Great Falls, MT--8
468. 1950 -- Mar 23, USAF B-50 in-flight engine fire/explosion/wing loss/crash NNW Hyder, AZ--12
469. 1950 -- Apr 08, USN PB4Y-2 bomber shot down by USSR, Baltic Sea off Latvia --all 10
470. 1950 -- Apr 11, USAF B-29 crash, Manzano Nuclear Wpn. Storage Area ~Kirtland AFB, NM--13
471. 1950 -- Apr 21, off-course USAF C54 flies into Mt. Hirugatake at night ~Atsugi, Japan --all 35
472. 1950 -- May 18, USAF B-29 engine problem, emer. Indg. crash, Lajes Field, Azores--all 16  
 1950 -- June 01, USN P2V-2 Neptune emergency Indg. crash, Quonset Point NAS, RI-- 9  
 1950 -- June 14, USAF B-25 crash, top of Spruce Mt, 5M NW of Circleville, WV -- all 9
473. 1950 -- July 13, USAF B-50 plunges to earth/unknown cause, ~Mason, Lebanon, OH --all 16
474. 1950 -- July 23, USAF C46 with 31 TN NG, loses aileron on takeoff, crashes, Myrtle Beach, SC--all 39
475. 1950 -- July 27, USAF C-47 crash, Pacific, after takeoff 10M S of Oshima Island Japan--25
476. 1950 -- Aug 5, USAF B-29 with nuke component crash & explos. ~Fairchild-Suisun AFB, CA--19  
 --12 of the 20 B-29 flight crew  
 -- 7 on ground fire-fighting/rescue personnel
477. 1950 -- Sep 6, USAF C-54 explosion/crash after takeoff 4M NW Osaka-Itami Air Base, Japan-- 11
478. 1950 -- Sep 19, USN takeoff plane crash 1.6M off Kwajalein NAS, Marshall Islands-- 26  
 1950 -- Sep 19, USN PB4Y-2 Privateer plane crash, Puget Sound, Saratoga Passage, WA-- 7
479. 1950 -- Sep 26, USAF C-54D takeoff crash 1 mile off Asiya Air Base, Kyushu, Japan-- 23  
 1950 -- Oct 19, USAF B-29 Superfortress bomber plunges to ground near Seguin, TX-- 8
480. 1950 -- Nov 16, USAF KB29 tanker and B-50 collide and crash ~Sil Nakya village, AZ--13
481. 1950 -- Dec 19, USAF Douglas C-54G transport crash, Mt. Tabayoc, Luzon, Philippines--all 38
482. 1950 -- Dec 23, USN P2V Neptune crash, McCreight Mt., Vancouver Island, BC, Can.--11
483. 1951 -- Mar 22, USAF C-124A Globemaster lost after ditching, No. Atlantic, off Ireland--all 53

484. 1951 -- Apr 06, Southwest Air Flight 7 flies into no. slope Santa Ynez Peak, CA --all 22  
 485. 1951 -- Apr 08, West VA National Guard plane flies into ground ~Charleston, WV --all 21  
 486. 1951 -- Apr 25, Cubana Flight 493 & US Navy Beechcraft collide off Key West, FL--all 43  
 487. 1951 -- Apr 26 USAF B-29 Superfortress landing crash, Lajes AFB, Terceira, Azores, Portugal-- 11  
 488. 1951 -- Apr 27, USAF F-51 Mustang jet hits USAF B-36, NE of Perkins, OK -- 14  
 489. 1951 -- May 06, USAF B-36 landing crash, high wind, Kirtland AFB ~Albuquerque, NM--23  
 490. 1951 -- May 10, two USAF F-80s collide, one crashes killing 10 on ground, Fukuoka, Japan-- 11  
 1951 -- May 21, USAF C-124 Globemaster emergency landing crash ~New Lisbon IN-- 7  
 491. 1951 -- June 3, USAF C-82 Flying Boxcar hit by lightning/crashed, New Boston, TX--all 10  
 492. 1951 -- July 21, Canadian Pacific Air (US military charter), lost, Gulf of AK near Sitka--37  
 --26 US servicemen  
 -- 3 civilians attached to the US Army  
 -- 6 Canadian crew  
 -- 2 Royal Canadian Navy personnel  
 493. 1951 -- Aug 12, USAF Consolidated Privateer plane crash, Amak Island, AK -- 12  
 494. 1951 -- Aug 13, USAF B-50 plane crash into Lester Apartments, Beacon Hill, WA -- 11  
 495. 1951 -- Aug 20, USAF T-33 plane crash, McGuire Air Force Base, NJ -- 13  
 496. 1951 -- Aug 31, USN Consolidated PB4Y-2 Privateer crash, Little Tanaga Isl., AK --all 10  
 497. 1951 -- Oct 15, USAF C-97A lost, North Atlantic, Azores to Westover AFB, MA -- 12  
 498. 1951 -- Nov 06, USN P2V-3W Neptune shot down by Soviet planes, Sea of Japan --all 10  
 499. 1951 -- Nov 13, USAF C-82 Flying Boxcar crashes into Puy de Sancy Mt., France --all 36  
 500. 1951 -- Nov 18, USAF B29 takeoff crash: crew OK; 3US/7 local rescuers killed by explos., Yokota, Japan--10  
 501. 1951 -- Nov 27, USN Martin PBM-5 Mariner crash in ocean 7M off San Diego CA --all 11  
 502. 1951 -- Dec 30, USAF C-47 transport flies into mountain near Roosevelt, AZ --all 28

**AVIATION Disasters Subset -- MILITARY Craft and Charters -- CHRONOLOGICAL:**

503. 1952 -- Jan 14, USN P4Y-2 crash after 2 engines fail 6M SW of Yokohama, Japan --all 12  
 504. 1952 -- Jan 19, US mil. charter crash, NW Orient 324, Korea-WA, off Sandspit BC -- 36  
 505. 1952 -- Feb 1 USAF B29 hits 2<sup>nd</sup> B29/no deaths 2<sup>nd</sup> plane, 5M off Bolo Point Okinawa --all 12  
 506. 1952 -- Feb 07, USAF takeoff crash, 5 miles north of Yokota US AB, Japan--13 (US) of 15  
 507. 1952 -- Feb 22, USAF F84 trng. flight hits power lines/crashes, Tsu Bu vlg., S Kor./14 dead-- 15  
 508. 1952 -- Mar 12, two USAF B-29's flying blind collide ~Sequin and San Antonio, TX-- 15  
 --8 USAF TB-29 Superfortress 44-62223  
 --7 USAF TB-29 Superfortress 55-87774  
 509. 1952 -- Mar 21, USN PB4Y-2 crash after takeoff, off Corpus Christi NAS, TX --all 10  
 510. 1952 -- Mar 26, two USAF planes crash, Davis-Monthan AFB/8, AZ; Albuquerque, NM/4-- 12  
 511. 1952 -- Apr 1-10, "Exercise Longhorn," military plane crashes & parachuting deaths, TX-- 10  
 512. 1952 -- Apr 04, USAF Globemaster and C-47 planes collide, Mobile, AL -- 15  
 513. 1952 -- Apr 5, USAF B-29 weather plane airport approach crash, McClellan AFB, CA--all 10  
 514. 1952 -- Apr 08, USAF B-25 flies into Golden Peak, near Golden, CO --all 11  
 515. 1952 -- Apr 09, USAF F-94 fighter & C-47 transport collide in clouds ~Otis AFB, MA--all 12  
 1952 -- Apr 14, USN P2V Ventura patrol bomber crash, Brunswick NAS, ME -- 5  
 516. 1952 -- Apr 15, USAF B-36 takeoff crash and fire, near Fairchild AFB, Spokane, WA-- 15  
 1952 -- May 13, USMC Corsair collides with USAF B-29, 30M W of Oceanside, CA--12 or 8  
 --7 USAF B-29 Superfortress crew (five survived).

--1 US Marine Corps Corsair pilot.

- 517. 1952 -- Jun 13, USAF RB-29 intel plane out of Yokota Air Base, Japan, shot down, Sea of Japan--12
- 518. 1952 -- June 24, NM-based USAF B-50 Superfortress crash near Lakenheath, UK -- 11
- 519. 1952 -- Aug 7, USN plane crash, mts., returning to base, one engine/bad weather, so. of Bataan, Philippines-12
- 520. 1952 -- Aug 8, USN PBM Mariner seaplane crash, hilltop ~Nagahama, Ehime, Japan--all 13
- 521. 1952 -- Oct 08, USAF B29 and F94 collide midair (all 11 on B29 killed) ~Portland, OR--11
- 522. 1952 -- Oct 26, USAF WB-29 lost, typhoon, Anderson AFB, Guam to Philippines -- 10
- 523. 1952 -- Oct 29, USAF Stratofreighter crash, Gray Mountain, near Flagstaff, AZ -- 16
- 524. 1952 -- Nov 06, USAF B-50 crash in gale High Wood 2M W of Great Dunmow, Eng.-- 11
- 525. 1952 -- Nov 7, USAF C-119C Flying Boxcar crash (navigational error) ~Mt. McKinley, AK--19
- 526. 1952 -- Nov 12, US Navy P4Y-2 Privateer plane crash, 10M W of Shelton, WA --all 11
- 527. 1952 -- Nov 14, USAF C-119C Flying Boxcar flies into mt. (overcast), 20M E of Seoul, Kor.--all 44
- 528. 1952 -- Nov 15, USAF C-119 Flying Boxcar disappears, Anchorage to Kodiak, AK --all 20  
1952 -- Nov 17, USAF C-119 Flying Boxcar engine loss/crash, field near Billings, MT-- 8
- 529. 1952 -- Nov 22, USAF MATS C-124 A Globemaster II crash, Mount Gannett, AK -- 52
- 530. 1952 -- Nov 28, USAF Douglas C-54 aborted approach crash ~McChord AFB/Tacoma, WA--37
- 531. 1952 -- Dec 1, USAF C47B flies into Mt. San Gorgonio, snowstorm, ~Banning, CA--all 13
- 532. 1952 -- Dec 20, USAF Globemaster II cartwheels on takeoff, Larson AFB, WA -- 87

**AVIATION Disasters Subset -- MILITARY Craft and Charters -- CHRONOLOGICAL:**

- 533. 1953 -- Jan 07, Associated Air Transport (mil. charter) crash/turbulence, W of Fish Haven, ID--all 40
- 534. 1953 -- Jan 13, USAF B-50D Superfortress spins down out-of-control ~Gridley, CA--all 12
- 535. 1953 -- Jan 16, USAF C54 approach crash, Harmon AFB, Stephenville NFLD, Can. --13-14
- 536. 1953 -- Jan 28, USN PB4Y, in poor weather & visibility, flies into Black Peak, WA --all 10
- 537. 1953 -- Feb 02, USAF B-29 Superfortress takeoff crash, Wheelus Field, Tripoli, Libya-- 15
- 538. 1953 -- Mar 18, 10-eng. USAF Convair RB-36H flies into hilltop, Random Isl., Nfld., Can.--all 23
- 539. 1953 -- Mar 18, USAF B-29 crash searching for USAF plane, St. George's Bay, NFL, Can--10
- 540. 1953 -- Mar 20, Transocean Air 942 (military charter) approach crash, NE Alvarado, CA --all 35
- 541. 1953 -- Mar 22, USN PBM out of Naval Operating Base Trinidad missing N of Dom. Rep.-- 11
- 542. 1953 -- Apr 29, US Air Force B-29 in-flight fire and crash, near San Antonio, TX -- 10
- 543. 1953 -- June 18, USAF Globemaster II crash, Tachikawa AFB, Tokyo, Japan<sup>121</sup> -- 129
- 544. 1953 -- July 02, USN PBM-552 Mariner engine failure / crash, 25M off Adak, AK --all 12
- 545. 1953 -- July 10, USAF B29 airport approach crash, 7M ~Hunter AFB, Savannah GA--all 10
- 546. 1953 -- July 10, USAF C47 & Norwegian AF jet collide ~Stavanger-Sola AP, Norway-- 10
- 547. 1953 -- July 17, USMC R4Q "Packet" takeoff plane crash and fire, near Milton, FL -- 44
- 548. 1953 -- July 29, Yokota Air Base, Japan, USAF RB50, shot down, Sea of Japan<sup>122</sup> -- 16
- 549. 1953 -- July 30, USN PBM Mariner engine fire/ditched 60M W of Badoc Philippines-- 10
- 550. 1953 -- Aug 5, USAF Peacemaker engine fires/ditched, Atlantic ~420M NW Prestwick Scotland--19  
1953 -- Sep 18, USAF WB29 weather recon plane lost out of Kindley AFB, Bermuda-- 7
- 551. 1953 -- Nov 17, USAF C-119F loses engine, hits paratroopers, crashes, Fort Bragg NC--15  
1953 -- Dec 11, USAF Consolidated B-36 flies into Mount Franklin ~El Paso, TX -- all 9
- 552. 1953 -- Dec 17, USAF B-29 takeoff engine loss, crash into housing, Anderson AFB, Guam--19

---

<sup>121</sup> Included in that this was the first aviation disaster anywhere to kill more than 100 people.

<sup>122</sup> Cross-listed in Violence (Attack).

- 553. 1954 -- Jan 04, USN P2V Neptune engine trouble and crash, Yellow Sea, off S. Korea-- 10
- 554. 1954 -- Feb 01, USAF C46 fire and crash, Tsugaru Strait, off Hokkaido, Japan -- 35
- 555. 1954 -- Feb 05, USAF C-47 explodes in-flight, Susitna Valley, 20M from Curry, AK-- 10
- 556. 1954 -- Mar 04, USAF C47 flies into mountain in snowstorm ~St.-Étienne-de-Tinée France-- 20
- 557. 1954 -- Mar 19, USAF C-119 plane fire and crash,, #51-7993, near Lothian, MD -- 18
- 558. 1954 -- May 05, off-course USN PBM-5 seaplane crash, Sidewalk Mt. ~Carricitos, MX--10
- 559. 1954 -- May 07, USN P2V5 Neptune takeoff crash off Clifton Pier, Nassau, Bahamas --all 10
- 560. 1954 -- May 31, USAF C47/MN ANG AP approach crash, gravel pit/heavy fog, Duluth IAP, MN--11
- 561. 1954 -- June 09, USN PBM Mariner crash, Yakushima Island mt. peak, SW Japan --all 17
- 562. 1954 -- June 27, USAF KC-97G Stratotanker flies into Box Springs Mountain, CA --all 14
- 563. 1954 -- Aug 27, USAF RB-36 landing approach crash 2M ~Ellsworth AFB, Rapid City, SD-- 26
- 564. 1954 -- Sep 4, Soviet Migs shoot down USN P2V Neptune off Hokkaido, Sea of Japan-- 10
- 565. 1954 -- Sep 28, USN PB-5 Marlin takeoff crash, Sangley Point NAS, Philippines -- 11
- 566. 1954 -- Oct 06, USAF RB-50G plane crash and fire, near Willows, Glenn County, CA-- 13
- 567. 1954 -- Oct 24, USAF C47A transport, Rome to Lyon, flies into Maritime Alps, Italy-- 21
- 568. 1954 -- Oct 30/31, USN Lockheed R7V transport plane disappears off Ocean City, MD--42
- 569. 1954 -- Dec 22, Johnson Flying Service crash, Monongahela River, Pittsburgh, PA -- 10
- 1954 -- Dec 29, USAF C119 rear-door fails/plane crash, Shin Point near New Hope, AL--9

**AVIATION Disasters Subset -- MILITARY Craft and Charters – CHRONOLOGICAL:**

- 570. 1955 -- Jan 17, USN C121 Super Constellation 2 engines out, crash off Stephenville NL Can--13
- 571. 1955 -- Feb 17, USN P-2 Neptune hits Mt. Susitna on Elmendorf AFB approach, AK--all 11
- 1955 -- Feb 23, USAF KC-97 tanker engine fire after takeoff, crashes near Windsor, MO--9
- 572. 1955 -- Mar 06, USAF C-54 flies into mountain side and burns, ~Taitung, Taiwan --all 14
- 573. 1955 -- Mar 22, USN R6D-1 flies into Waianae Range ~Lualualei Navy Depot, HI --all 66
- 574. 1955 -- May 25, USAF B-36J breaks-up in severe thunder storm ~Sterling City, TX --all 15
- 575. 1955 -- June 10, USAF B29 Superfortress flies into Mt. Teckberg in fog ~Owen, FRG-- 10
- 576. 1955 -- June 29, USAF C-47 transport plane hits Sitkinak Island mountain peak, AK--all 10
- 577. 1955 -- Aug 11, two USAF C-119 Flying Boxcars collide over Edelweiler, Germany --all 66
- 1955 -- Aug 23, engine fire after takeoff, USAF C119 crash into homes, Charleston SC-- 9
- 578. 1955 -- Sep 1, USAF C-47 crash/burned, emergency landing attempt, Skwentna, AK--all 12
- 579. 1955 -- Sep 26, Guantanamo NAS USN P2V-3W Neptune hurricane chaser lost, Caribbean--11
- 580. 1955 -- Nov 17, blown off course USAF DC-4 flies into top of Mt. Charleston, NV --all 14
- 581. 1955 -- Nov 17, Peninsular Air Transport (mil. charter) takeoff crash, Seattle-Boeing Field, WA--28
- 582. 1955 -- Nov 20, USAF C124 Globemaster II takeoff crash, Iwo Jima Air Base Japan--all 11
- 583. 1955 -- Nov 29, USAF F-84 (1) takeoff malfunction into base housing/13, Eielson AFB, AK--14
  
- 584. 1956 -- Feb 17, USN DC-4 flies into terrain, USN crew/5; USMC/35 ~Niles, CA --all 40
- 585. 1956 -- Feb 27, USAF B-50 Superfortress crash, Wilmington Pike, Dayton OH --all 11
- 586. 1956 -- Mar 2, USAF C124C Globemaster II/enroute US, engine prob., ditched off Iceland--all 17
- 587. 1955 -- Apr 28, USAF B29 Superfortress flies into cloud-shrouded hill ~Naha AFB Okinawa-- 10
- 588. 1956 -- June 26, USAF KC-97 tanker fire/crash after takeoff, 10M ~Walker AFB, NM--all 11
- 589. 1956 -- July 13, USAF windshear plane crash after takeoff, near Brown's Mills, NJ -- 46
- 590. 1956 -- Aug 22, US Navy P4M-1Q from Iwakuni NAS, Japan, shot down 32M off Wenchow, China--16
- 591. 1956 -- Aug 31 Eielson AFB AK WB-50 plane crash 50 miles north of Anchorage --all 11

592. 1956 -- Sep 10, Yokota AB USAF RB50G lost tracking Typhoon Emma, Sea of Japan-- 16  
 593. 1956 -- Sep 24, USAF C-47 plane crash, Mount Yale, near Buena Vista, CO -- 12  
 594. 1956 -- Oct 10, USN MATS plane, 1<sup>st</sup> leg UK to Azores, lost ~250M SE Land's End, Eng.-- 59  
 595. 1956 -- Nov 09, USN P5M Marlin seaplane lost north of Bermuda, possibly off MD--all 10  
 596. 1956 -- Nov 30, USAF B-52 plane crash after Castle AFB takeoff near Ballico, CA --all 10  
 597. 1956 -- Dec 28, USAF B-50 Weather Recon. crash, Yokota AB approach, Japan--(9 US)10

**AVIATION Disasters Subset -- MILITARY Craft and Charters -- CHRONOLOGICAL:**

598. 1957 -- Jan 17, USAF Weather B-50 plane crash after takeoff ~Eielson AFB, AK --all 12  
 599. 1957 -- Jan 31, DC-7 & USAF Scorpion fighter collide, debris hits school, Sunland, CA-- 8  
 600. 1957 -- Feb 01, Northeast Flight 823 takeoff crash, Rikers Island, NY -- 20  
 601. 1957 -- Feb 02, two USAF KB-29P tankers collide, poor visibility, trng. mis. Morigny, France- 13  
 602. 1957 -- Mar 22, USAF MATS C-97C, Travis AFB CA to Tokyo, lost ~200M from Tokyo--67  
 603. 1957 -- Apr 02, USN Neptune explodes after Chincoteague NAS takeoff, ~Atlantic VA--11  
 1957 -- Apr 12, US Navy Neptune P2V-5 bomber touch & go crash, Brunswick, ME-- 6  
 604. 1957 -- July 16, USAF C47 crash, Mount Cha Tien near Hsinchu Taiwan --all 16  
 605. 1957 -- July 19, Willow Grove NAS, PA, Neptune crash, San Martino Mt., no. Italy<sup>123</sup>-- 11  
 606. 1957 -- July 23, USN P-2 Neptune stalls/crashes off Barbers Point Naval Air Sta., HI-- 10  
 1957 -- Dec 09, USN P5M Marlin Seaplane engine explosion/crash ~Corpus Christi, TX--9  
 607. 1957 -- Dec 23, USN WV-2 simulation goes awry/crash, off Kakuku Pt., Oahu, HI -- 19
608. 1958 -- Jan 15, USAF Typhoon Ophelia recon. plane out of Anderson AFB, Guam, lost at sea--all 10  
 609. 1958 -- Feb 01, USAF C-118A/all 41 & USN P2V-5F/6 planes collide, Norwalk, CA-- 48  
 610. 1958 -- Feb 15, USAF C-47 transport plane crash in fog on Mt. Vesuvius, Italy --all 16  
 611. 1958 -- Feb 20, USN WV2 early warning plane lost ~100M west of the Azores --all 22  
 612. 1958 -- Mar 07, USMC transport & Skyraider planes collide off Naha NAF, Okinawa-- 26  
 613. 1958 -- Mar 27, USAF C-119 & USAF C-124C collide mid-air, ~Bridgeport, TX --all 18  
 614. 1958 -- Apr 21, United 736 and USAF F-100 fighter jet collide near Las Vegas, NV<sup>124</sup> --49  
 615. 1958 -- May 20, Capital Air and MD Air Nat. Guard plane collide, Brunswick, MD -- 12  
 616. 1958 -- June 27, USAF SAC tanker plane crash, near Chicopee falls, MA -- 15  
 1958 -- July 29, USAF B-52 goes out of control on AP approach, crashes 3M from Loring AFB, ME--8  
 617. 1958 -- Sep 02, USAF Globemaster fire/crash, 35M west, Agana Naval AS, Guam -- 19  
 618. 1958 -- Sep 02, USAF C130A shot-down by MiGs over Sasnashen, Armenia, USSR--all 17  
 619. 1958 -- Sep 08, USAF B-52s collide on Fairchild AFB approach ~Airway Heights, WA--13  
 620. 1958 -- Sep 09, USAF Douglas C47 plane crash, Elmendorf AFB, Anchorage, AK -- 13  
 1958 -- Sep 16, USAF B52 tail separation and plane crash, South St. Paul, MN -- 7  
 621. 1958 -- Sep 29, USN Neptune P2V patrol plane crash, 22M north of Key West, FL --all 10  
 622. 1958 -- Oct 09, USAF C-123B transport crash near Little Willow Creek & Payette, ID-- 19  
 623. 1958 -- Oct 18, USN *Constellation* plane crash on approach ~Argentia, Newfoundland, Can.--11  
 624. 1958 -- Nov 12, USAF KC-97 tanker loses engine at takeoff, crashes Isle of Hope, GA--all 11  
 625. 1958 -- Dec 22, USAF C-54 transport from Elmendorf AFB crashes, Mt. Iliamna, AK-- 15
626. 1959 -- Feb 04, USAF weather B-50 plane lost, out of Kindley US AFB, Bermuda -- 12

<sup>123</sup> Nine other U.S. service-men lost their lives in a search and rescue mission when their plane crashed.

<sup>124</sup> 47 were civilian fatalities on United 736.

627. 1959 -- Apr 09, USN P5M 2 Marlin seaplane crash Cheju Island Mt., South Korea --all 10  
 1959 -- May 11, plane crash, USN P2V, Whidbey Island Naval Air Station, WA -- 9  
 628. 1959 -- May 20, USAF C-130 Hercules plane crash into barracks, Ashiya AB, Japan-- 10  
 629. 1959 -- June 30, U.S. Air Force F-100 jet crashes into school, Ishikawa, Okinawa<sup>125</sup> -- 18  
 1959 -- July 22, plane explosion and crash, USAF KC-97, near East Andover, NH -- 7  
 1959 -- Oct 15, USAF KC-135 tanker collides with USAF B52F bomber, ~Leitchfield, KY-- 8  
 630. 1959 -- Nov 07, USAF C-47 crashes after take-off, Tainan, Formosa (Taiwan) -- 15

**Aviation Events – Military subset – Chronological (continued):**

631. 1960 -- Jan 04, US Army De Havilland U-1A Otter disappears, Gulf of Sidra, Libya-- 10  
 632. 1960 -- Jan 19, USN P4M Mercator plane crash, Karanfil Mt. near Adana, Turkey --all 16  
 1960 -- Feb 11, USN P5M rocket under wing explodes, Puget Sound ~NAS Whidbey Isl. WA-9  
 633. 1960 -- Feb 25, USN R6D & Brazilian DC-3 collide off Rio de Janeiro, Brazil--35/USN of 61  
 1960 -- Apr 18, USAF C124 cargo plane takeoff crash, Stephenville, Harmon AB NFLD-- 9  
 634. 1960 -- July 06, USN Airship (blimp) envelope tear and crash off Barnegat City, NJ-- 18  
 635. 1960 -- July 11, US Air Mission Colombia USAF crash, Mt Pichincha, Ecuador--12US of 18  
 636. 1960 -- Sep 08, Yokota AB USAF weather recon. B-50 crash, mt. near Ishikawa, Japan--11  
 637. 1960 -- Sep 19, World Airways (Military Air Transport) crash/fire, Mt. Barrigada, Guam--80  
 638. 1960 -- Sep 22, USMC R5D engine fire/fuel tank explodes/crash 180M off Naha, Okinawa-- 29  
 639. 1960 -- Dec 17, USAF C-131 Samaritan takeoff crash, Munich, Germany --(20 US) 51-53
640. 1961 -- Jan 26, USAF C-118 Liftmaster explos./crash off Argentia, Newfoundland, CA--23  
 641. 1961 -- Apr 18, USAF C47, circling takeoff climb, foggy weather crash, Mt Parker, Hong Kong--15  
 642. 1961 -- May 24, USAF Globemaster power loss crash after takeoff, McChord AFB, WA-- 18  
 643. 1961 -- Nov 8, Imperial Airlines (military contract), engine failure/crash/fire, Richmond VA--77
644. 1962 -- Mar 08, USAF C-130A Hercules plane crash near Alencon, western France -- 15  
 645. 1962 -- Mar 15, MATS charter Flying Tiger #739 disappears, Philippine Sea--104US of 107  
 646. 1962 -- May 17, USAF C130 Hercules flies into cloud shrouded mt., 20M W Nairobi, Kenya--13  
 647. 1962 -- Mar 21, USN P2V Neptune crash mt. ridge 2M south of Elk Mountain, WA --all 10  
 1962 -- May 09 USAF KC-135A Stratotanker engine failure, crash, Loring, AFB, ME-- 6  
 648. 1962 -- May 22, USN WV2 radar intel. plane break-up/crash ~Markt Schwaben, Germany-26  
 1962 -- May 27, Dover AFB USAF C133 Cargomaster crash, Atlantic off Dover, DE-- 6  
 649. 1962 -- Aug 01, USN Marlin P5M crash, Zambales Mountains, northern Philippines-- 12  
 650. 1962 -- Sep 10, USAF SAC tanker crash/Fairchild approach, Mt. Kit Carson ~Spokane, WA-44  
 651. 1962 -- Sep 22, USN Martin Marlin flies into high ground, Montague Isl., Gulf of AK-- 10  
 652. 1962 -- Dec 26, USN P5M1 Marlin Seaplane lost at sea 350M SW of San Diego, CA-- 13
- 1963 -- Jan 24, USAF B-52 stabilizer shaft breaks (turbulence), crash ~Greenville, ME-- 7  
 653. 1963 -- Jan 30, US Navy ASW P-3A plane crash, ~250M off Atlantic City, NJ --all 14  
 654. 1963 -- Aug 28, apparent mid-air collision, two USAF tankers, off East Coast -- 11  
 655. 1963 -- Sep 22, USAF C-133A Cargomaster lost, Atlantic SE of Dover AFB, DE -- 10  
 1963 -- Dec 23, USAF B-52 Stratofortress plane crash after takeoff, ~Columbus AFB, MS--all 9

<sup>125</sup> All deaths were of Okinawans in this at-the-time U.S. controlled territory. Pilot had bailed out of jet.



656. 1964 -- Apr 18, two USAF C119 Flying Boxcars collide 6M NE, Clinton County AFB, OH--17  
 657. 1964 -- May 11, USAF C-135 landing/hits fence/crashes, Clark US AB, Philippines--79-80  
 658. 1964 -- May 11, USN P2V plane crash, Atlantic, 25 mls SW of US AB Rota, Spain -- 10  
 659. 1964 -- June 29, USAF Stratofreighter & USAF C54 collide ~Kindley US AFB, Bermuda--17  
 660. 1964 -- Oct 27, USN bomber hits pole/crashes into bldgs., low-level flyover, El Centro NAF, CA-12  
 661. 1964 -- Nov 17, USN P3A Orion approach crash in ocean in fog ~USN Base, Argentina Nfld.<sup>126</sup>10  
 662. 1964 -- Nov 27, USN Lockheed P-2V Neptune plane crash, Cape Newenham, AK -- 12  
 663. 1964 -- Dec 04, USN P3A Orion fire, crash, 25M W off Luzon, Cubi Pt NAS, Philippines--13

**Aviation Events – Military subset – Chronological (continued):**

664. 1965 -- Jan 16, USAF tanker crash after takeoff into homes, fire, Wichita, KS<sup>127</sup> --29-30  
 665. 1965 -- June 05, USAF C119 unexplained crash, Caribbean, NE of Crooked Isl. Bahamas--10  
 666. 1965 -- June 15, two US Army helicopters collide mid-air, Fort Benning, GA --all 18  
 667. 1965 -- June 25, USAF Stratolifter crash after takeoff, Loma Ridge, El Toro MCAS, CA--all 84  
 668. 1965 -- July 11, USAF Constellation engine fire, crash, ~100 miles off Nantucket, MA-- 16  
 669. 1965 -- Aug 24, USMC Lockheed Hercules takeoff crash into seawall, Hong Kong -- 59  
 670. 1965 -- Aug 28, USAF C47 crashes into mount Cerro Calima near Cali Columbia --all 14
671. 1966 -- Jan 25, USAF transport in-flight engine fire & crash ~Binh Khe, So. Vietnam-- 46  
 672. 1966 -- Apr 09, USN Orion P-3A auto-pilot loss/crash, Pacific 187m off San Diego, CA-- 11  
 673. 1966 -- May 04, US Army Chinook helicopter rotor loss, crash, ~Di Linh, So. Vietnam--all 21  
 674. 1966 -- May 18, USAF KC-135 Stratotanker takeoff crash, Kadena AB, Okinawa -- 12  
 675. 1966 -- Nov 11, USAF Constellation plane crash, Atlantic, east of Cape Cod, MA -- 19  
 676. 1966 -- Nov 18, USAF B52 low level flight/hits trees/crashes, S of Stone Lake ~Hayward WI-- 9  
 677. 1966 -- Nov 26, USAF C-47D loses left engine power, crashes ~Saigon, Vietnam --all 25-27  
 678. 1966 -- Dec 12, US Navy Sea Knight helicopter crash 34 miles off San Diego, CA --all 10
679. 1967 -- Jan 06, USN P5M Marlin crash near entrance of Manila Bay, Philippines --all 10  
 1967 -- Jan 8, USN plane crash after takeoff from Andrews AFB, ~Upper Marlboro, MD-9  
 680. 1967 -- Mar 10, USN DC-3 wing failure/crash, admin. flight ~Phan Rang, Vietnam --all 25  
 681. 1967 -- Apr 25, USAF Super Constellation engine fire and crash off Nantucket Isl., MA--15  
 682. 1967 -- Apr 28, USN P3A Orion patrol flight lost at sea off Tsushima Isl., Japan --all 12  
 683. 1967 -- June 17, USAF C-130 aborted take-off crash, An Khe airstrip, South Vietnam-- 35  
 684. 1967 -- June 23, USMC helicopters collide, New River Marine Corps Air Facility, NC-- 22  
 685. 1967 -- Oct 08, USAF turboprop flies into mountain ~Huong Thuy, South Vietnam --all 23  
 686. 1967 -- Dec 14, USN P2V-7 Neptune plane crash ~Sea Otter Glacier, Mt. Fairweather, AK--14
687. 1968 -- Jan 10, USMC R5D-2 (C54) plane crash, Mt. Tobin, Copper Canyon, NV -- 19  
 688. 1968 -- Jan 16, US Navy P3A Orion crash in snowstorm on Mt. Kamegamori, Japan--all 12  
 689. 1968 -- Jan 17, USAF Stratotanker takeoff crash, Minot AFB, ND -- 13  
 690. 1968 -- Apr 01, USN P3B coastal surveillance plane shot down, Gulf of Thailand<sup>128</sup>-- 12  
 691. 1968 -- July 28, USAF C-124A Georgia Reserve plane crash 50M NW of Recife, Brazil--10

<sup>126</sup> Cross-listed in Fog as a Contributing Factor.

<sup>127</sup> Difference in numbers has to do with inclusion or not of death of unborn child.

<sup>128</sup> Cross-listed in Violence (Attack)

692. 1968 -- Sep 24, USAF Stratotanker engine problem, crash landing at Wake Island AP-- 11  
 693. 1968 -- Oct 3, USAF transport & US Army helicopter collide over Camp Evans, S. Vietnam--all 24  
 694. 1968 -- Dec 14, USAF C119 Roosevelt Roads NAS takeoff plane crash ~San Juan, PR--all 8

**Aviation Events – Military subset – Chronological (continued):**

- 1969 -- Jan 21, USAF B52 takeoff crash, incorrect trim, 1M from Minot AFB, ND -- all 6  
 695. 1969 -- Feb 05, USAF HC-130 rescue plane crash into sea ~100M south of Taiwan -- 13  
 696. 1969 -- Mar 08, USAF C130 crash short of runway, Ching Chuan Kang AB, Taiwan-- 12  
 697. 1969 -- Apr 15, USN EC-121M patrol plane shot down by No. Korea MiGs, Sea of Japan-- 31  
 698. 1969 -- Apr 25, USAF Lockheed EC-121 crash after takeoff, severe wind ~Korat Airbase, Thailand--18  
 699. 1969 -- June 05, USAF reconnaissance plane crash (structural?), Bering Sea off Shemya, AK--19  
 700. 1969 -- Aug 04, USN C47 plane crash, Andes Mountains near Los Quenes, Chile --all 16  
 701. 1969 -- Oct 02, USN C-2A transport plane apparent engine failure/crash, Gulf of Tonkin--26  
 702. 1969 -- Dec 22, USN jet engine failure; crash kills ground personnel, Miramar NAS, CA-- 14
703. 1970 -- May 04, USAF Convair T-29D plane crash after takeoff ~Hamilton AFB, CA-- 13  
 704. 1970 -- Aug 3, storm/lightning, Navy P3A Orion turbulence breakup ~Searchlight NV<sup>129</sup>10  
 705. 1970 -- Oct 2, USAF C-130 transport plane crash into mountain near Taipei, Taiwan-- 43
706. 1971 -- June 06, Hughes Air 706 and Marine Corps Phantom II collide, Duarte, CA -- 50  
 707. 1971 -- June 13, USAF C-135B monitoring French nuclear test, crashes, No. Pacific--all 24  
 708. 1971 -- Aug 18, USAF Chinook helicopter loses blade/crashes ~Pegnitz, W. Germany--all 37  
 709. 1971 -- Nov 12, USAF Lockheed C-130 takeoff plane crash/fire, Little Rock AFB, AR-- 10  
 710. 1971 -- Dec 12, USN C2 Greyhound out of Cubi Point NAS Philippines crash at sea--all 10
- 1972 -- Feb 19, USAF C-130 and T-37 planes collide, NE of Little Rock AFB, AR -- 5  
 711. 1972 -- May 03, TN Air National Guard C124 crash 40M from Zanderij IAP, Suriname--11  
 712. 1972 -- June 03, Brunswick ME-based US Navy P-3 Orion plane crash, mt., Morocco-- 14  
 713. 1972 -- Dec 05, USAF C-130/12 crew, collides with SC ANG F-102, ~Conway, SC -- 13  
 1972 -- Dec 16, USCG helicopter/4 with rescued boat crew/4, crashes, Gulf of Mex., off FL-8
714. 1973 -- Feb 07, US Navy Corsair II jet crash/apartment bldg., fire, Alameda, CA<sup>130</sup> -- 11  
 715. 1973 -- Mar 08, US Army Golden Knights parachute team plane crash, Silk Hope, NC-- 14  
 716. 1973 -- Apr 12, planes collide, NASA Convair/NAVY P-3C Orion, Sunnyvale, CA -- 16  
 717. 1973 -- Aug 28, USAF Military Airlift Command transport crash near Hueva, Spain-- 24  
 718. 1973 -- Oct 14, USAF F4E jet crash into US Army personnel carrier ~Weissenburg FRG-- 11  
 719. 1973 -- Oct 15, USAF C-130 Hercules flies into fog-shrouded Sugar Loaf Mt., AR -- all 7  
 720. 1973 -- Dec 11, USN Douglas R6D-1 plane crash, Great Sitkin Island, AK -- 10
- 1975 -- Jan 09, USAF T29D and Cessna collide 4 miles west of Newport News, VA-- 9  
 721. 1975 -- Mar 20, USAF transport plane crash, Olympic National Park, Quilcene, WA-- 16  
 722. 1975 -- Apr 4, Operation Babylift C-5 crash ~Tan Son Nhut AB, Vietnam--50-52US of 155

<sup>129</sup> Cross-listed in Lightning.

<sup>130</sup> Cross-listed in Fire-Structural. The pilot was believed to have died prior to the crash, one person on the ground killed by the crash, and eight by fire, with one additional death to an unattributed cause.

723. 1975 -- May 13, USAF Sikorsky helicopter crash, *Mayaguez* support mission, Thailand--23  
 724. 1975 -- Sep 26, USAF Sikorsky CH-53 helicopter crash, east of Paderborn, W Germany-16

**Aviation Events – Military subset – Chronological (continued):**

725. 1976 -- Aug 28, USAF C-41 plane crash/Indg. Soendre Stromfjord AFB, Greenland<sup>131</sup>-13US/23  
 726. 1976 -- Aug 28, USAF crash, severe thunderstorm rips wing, ~Peterborough, UK -- 18  
 727. 1976 -- Sep 26, USAF KC-135 Stratotanker (61-0296) plane crash, near Alpena, MI-- 15  
  
 728. 1977 -- June 21, USN TACAMO EC130Q Hercules takeoff crash, off Wake Island -- 16  
 729. 1977 -- Sep 14, USAF EC-135K crash, Mt., Manzano range, ~Albuquerque, NM -- 20  
 730. 1977 -- Oct 21, USMC Sikorsky helicopter crash with troops, Mindoro, Philippines -- 24  
 731. 1977 -- Dec 11, Brunswick NAS-based USN Orion crash, fog, Mt El Hierro, Canary Isl.--13  
  
 1978 -- Sep 08, low USAF C130 crash into ridge ≈8 miles no. of Little Rock AFB, AR-- 8  
 732. 1978 -- Oct 06, USN C-118 transport crashes into hill in fog near Santiago, Chile -- 16  
 1978 -- Nov 30, USAF C-130 plane crash, near Cottageville, SC -- 6  
 1978 -- Dec 10, USAF C-130 Hercules plane crash, landing phase, Ft. Campbell, KY-- 5  
  
 733. 1980 -- Mar 14, USAF C130 wing explosion and crash near Yenice, Cilicia, Turkey -- 18  
  
 734. 1981 -- Feb 26, USAF MC-130 plane crash, off NAS Cubi Pt., Philippines --(17 US) 23  
 735. 1981 -- May 06, USAF EC-135N plane crash, Walkersville, near Frederick, MD -- 21  
 736. 1981 -- May 26, USN EA-68 Prowler plane crash, USS *Nimitz*, off Jacksonville, FL-- 14  
  
 737. 1982 -- Mar 19, USAF KC-135 tanker plane explosion/crash, near Wonder Lake, IL-- 27  
 738. 1982 -- Apr 02, US Navy transport plane crash, Mediterranean island of Crete -- 11  
 739. 1982 -- Apr 13, USAF C-130 Hercules transport wing failure/crash ≈Gevenlik, Turkey-- 27  
 1982 -- Aug 31, USAF C-141 transport plane crash, John's Knob, Cherokee Nat., TN-- 9  
 1982 -- Sep 11, USAF Chinook crash at airshow, near Mannheim, Germany --46, U.S. 7-8  
  
 740. 1983 -- Apr 30, USN C-131 engine fire/crash, St. John's Riv., ≈Jacksonville NAS, FL-- 14  
 741. 1983 -- June 16, US Navy P-3B Orion (152720) crash into mountain, Kauai, HI -- 14  
 1983 -- July 10/11, US Army CH-47 Chinook helicopter crash, South Fox Island, MI-- 6  
  
 742. 1984 -- Feb 29, USAF C-130 Hercules plane crash, near Borja, Spain --(17 US) of 18  
 743. 1984 -- Mar 24, USMC helicopter crash into Mt., 24M no. of Pohang So. Korea --18 of 29  
  
 744. 1985 -- Jan 22, USAF plane crash into sea on approach to Trujillo Airport, Honduras-- 21  
 745. 1985 -- May 6, USMC CH-53D helicopter crash into Sea of Japan off Yakushima -- 17  
 746. 1985 -- Oct 15, USMC Sea Knight helicopter off USS *Guadalcanal* crash, Onslow Bay, NC--15  
 747. 1985 -- Dec 12, US mil. charter Arrow Air 1285 crash, Gander, Newfoundland, Can.-- 256  
  
 748. 1986 -- Apr 02, USAF Hercules C-130 plane crash, Magdalena, NM -- 11

---

<sup>131</sup> Were 13 immediate US deaths and 8 Greenland (Dutch) passenger deaths. Two more died about two weeks later – Greenland passengers? Greenland is an autonomous country within the Kingdom of Denmark.

1986 -- Aug 29, USN CH-46 helicopter crash, Carrier USS *Saipan* off Bodoe, Norway-- 8

**Aviation Events** – **Military** subset – **Chronological** (continued):

- 1987 -- Jan 20, US Army Beechcraft & business Piper collide over Independence, MO<sup>132</sup>-6
749. 1987 -- June 22, US Army helicopter reservist training flight crash, Ft. Hood, TX --all 10
- 1987 -- Sep 28, bird strike and, USAF B1-B plane crash, La Junta, CO -- 3
750. 1987 -- Oct 20, USAF A-7D jet crash, Ramada Inn, Wayne Twp., ~Indianapolis, IN-- 10
751. 1988 -- Feb 25, Ft. Hood Army Chinook helicopter engine failure and crash, Chico, TX--10
752. 1988 -- Mar 08, US Army Blackhawks collide mid-air, Fort Campbell, KY/TN<sup>133</sup> -- 17
- 1988 -- June 08, Air Nat. Guard C-130 crash, touch-and-go-landing, Greenville, MS-- 6
753. 1988 -- Oct 25, USMC CH-46/UH-1N helicopters crash, Goldwater Gun. Range, AZ-- 10
754. 1989 -- Jan 31, USAF SAC tanker plane crash, Dyess Air Force Base, TX -- 19
755. 1989 -- Mar 12, USAF CH-3C 'copter crash 20 miles NW of Tucson, ~Marana, AZ -- 15
756. 1989 -- Mar 20, USMC Sea Stallion Helo engine mal./crash, Mt., ~Pohang, So. Korea-- 19
757. 1989 -- May 29, USMC CH46 Sea Knight helicopter crash, trng. exercise, off Okinawa--14
- 1989 -- Dec 01, US Army CASA 212 plane crash, Patuxent River NAS, MD -- 5
758. 1990 -- Feb 21, two USA 'copters crash (Iroquois/9, OH-58/2) ~Punta Diego, Panama Canal--11
759. 1990 -- Aug 29, USAF C-5A Galaxy plane crash, Ramstein U.S. Air Base, Germany-- 13
760. 1991 -- Mar 21, US Navy P-3Cs collide mid-air, southwest off San Diego, CA -- 27
761. 1992 -- Feb 06, KY ANG C-130 Hercules crash, hotel/rest. complex, Evansville, IN-- 17
762. 1992 -- Mar 22, USAir 405 crash on takeoff, ice on wings, LaGuardia, NYC -- 27
- 1992 -- Oct 07, WV Air National Guard C-130 plane crash, Berkeley Springs, WV -- 6
763. 1992 -- Oct 29, USAF Pave Hawk helicopter crash ~Antelope Island, Great Salt Lake UT--12
764. 1992 -- Nov 30, two USAF C-141 transports collide mid-air, near Harlem, MT -- 13
765. 1994 -- Mar 23, USAF C-130 & F-16 collide, F-16 hits troops on ramp, Pope AFB, NC- 24
766. 1994 -- Apr 14, 2 USAF F-15s shootdown 2 USA Black Hawks, north. Iraq --15US of 26
- 1995 -- Apr 17, plane crash, USAAF C-21 Learjet, near Alexander City Airport, AL-- 8
767. 1995 -- Sep 22, USAF AWACS Sentry bird strike crash, Elmendorf AFB, AK -- 24
- 1996 -- Mar 07, US Army Chinook from Fort Campbell crashes near Olmstead, KY-- 5
768. 1996 -- Apr 03, USAF plane crash (Sec. Commerce. Ron Brown) ~Dubrovnik, Croatia--35
769. 1996 -- May 10, two U.S. Marine helicopters collide, Camp LeJeune, NC -- 14
- 1996 -- June 18, Army transport helicopters collide and crash, Fort Campbell, KY -- 6
- 1996 -- Aug 17, USAF C-130 crash, Presidential support mission, ~Jackson Hole, WY-- 9
770. 1996 -- Nov 22, USAF Hercules engine loss & crash, Pacific ~Cape Mendocino, CA-- 10

---

<sup>132</sup> One plane accounting for three of the deaths, was a US Army Beech U-21.

<sup>133</sup> The collision occurred over western KY-TN border, with one Blackhawk falling on KY side, the other in TN.

771. 1998 -- Sep 4, two USAF Pave Hawk helicopters (6&6) collide at night, Nellis Range NV-12
772. 2000 -- Apr 08, USMC tilt-rotor Osprey V-22 crash, Marana Airport ≈Tucson, AZ -- 19
773. 2000 -- Aug 09, USN charter Patuxent Air<sup>134</sup> & private plane collide, Burlington, NJ-- 11
774. 2001 -- Mar 03, USAF C-23 plane crash (VA NG (18) FL ANG (3)), Unadilla, GA -- 21
775. 2002 -- Feb 22, US Army Chinook crashes at sea, exercise off Dumaguete Philippines --all 10
776. 2002 -- Aug 07, USAF Combat Talon II plane crash, Caguas, Puerto Rico -- 10
777. 2003 -- Mar 11, US Army Blackhawk helicopter crash, Fort Drum, NY -- 11
778. 2005 -- Apr 06, US Army Chinook crash in sandstorm near Ghazni, Afghanistan --all 18
779. 2009 -- Oct 26, US Army Chinook crash, dirt blown up from takeoff, anti-drug op., Afghanistan-10
780. 2015 -- Mar 10, US Army Blackhawk helicopter crash, Gulf off Navarre Beach, FL -- 11
781. 2015 -- Oct 2, USAF C130 takeoff crash, yoke blocked by pilot, Jalalabad AP, Afghanistan-- 11US of 14
782. 2016 -- Jan 14, two US Marine Corps helicopters crash off Haleiwa, Oahu, HI -- 12
783. 2017 -- July 10, USMC KC-130 (NY Reserve) crash, with Sp. Ops team, Leflore Co., MS--16
- 2023 -- Mar 30, USA Black Hawk helicopters collide, night training, Cadiz, Trigg Co., KY-- 9

---

<sup>134</sup> Patuxent Airways was operating at the time under Department of Defense contract, carrying Navy personnel.

**Aviation Subset – PARACHUTING and/or SKYDIVING – by Mortality**

1. 1985 -- Sep 29, skydiving crash, Westwind Sports & Parachute Ctr., Jenkinsburg, GA-- 17
2. 1992 -- Apr 22, Perris Valley Aviation (skydiving) plane crash, Perris, CA -- 16
3. 1981 -- Apr 17, planes collide, Air US 716 & Sky West Parachute, Loveland, CO -- 15
4. 1982 -- Oct 17, private Beechcraft C-45 parachuting jump plane crash near Taft, CA -- 14
5. 1992 -- Sep 07, Beechcraft parachuting plane crash, Hinckley, IL -- 12
6. 1995 -- Sep 10, plane crash, Peninsula Sky Diving Club, West Point, VA -- 12
7. 1981 -- Dec 5, plane crash, Jump Hawaii Club Beechcraft C-45, Honolulu, HI -- 11
8. 1983 -- Aug 21, Landry Aviation plane with skydivers stalls/crashes, Silvana, WA -- 11
9. 2019 -- June 21, skydiving charter plane crash, Dillingham Airfield, Oahu, HI -- 11
10. 1952 -- Apr 01-10, military plane crashes, parachuting, "Exercise Longhorn," TX -- 10
11. 1999 -- July 31, takeoff crash/Parahawks Skydiving Center plane, Marine City, MI -- 10
12. 2007 -- Oct 7, plane crash, Kapowsin Air Sports (skydiving), near Naches, WA -- 10

1991 -- Feb 3, Cessna 182 Parachute Plane collides with private plane, Osceola, WI -- 7

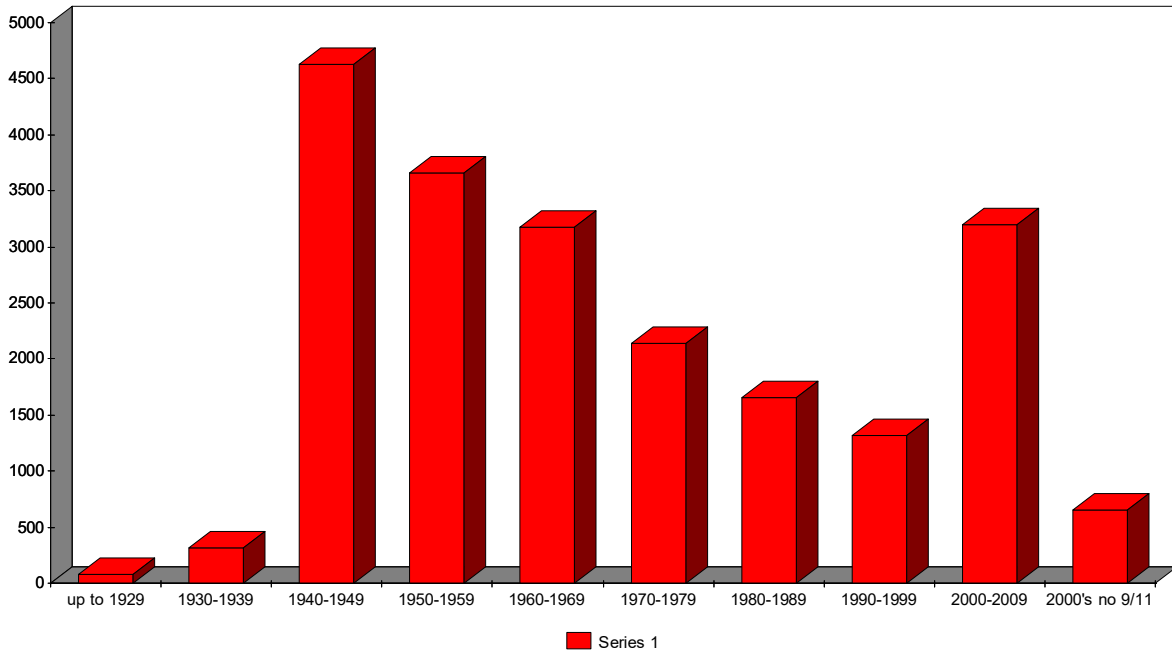
**Aviation Subset -- PARACHUTING/SKYDIVING – Chronological**

1. 1952 -- Apr 1-10, Military Plane Crashes, Parachuting, "Exercise Longhorn," TX -- 10
2. 1981 -- Apr 17, planes collide, Air US 716 & Sky West Parachute, Loveland, CO -- 15
3. 1981 -- Dec 05, Crash, Jump Hawaii Club Beechcraft C-45, Honolulu, HI -- 11
4. 1982 -- Oct 17, Private Beechcraft C-45 Parachuting jump plane crash near Taft, CA -- 14
5. 1983 -- Aug 21, crash, Command Aviation N116CA (parachute plane), Silvana, WA -- 11
6. 1985 -- Sep 29, skydiving crash, Westwind Sports & Parachute Ctr., Jenkinsburg, GA-- 17

1991 -- Feb 3, Cessna 182 parachute plane collides with private plane, Osceola, WI -- 7

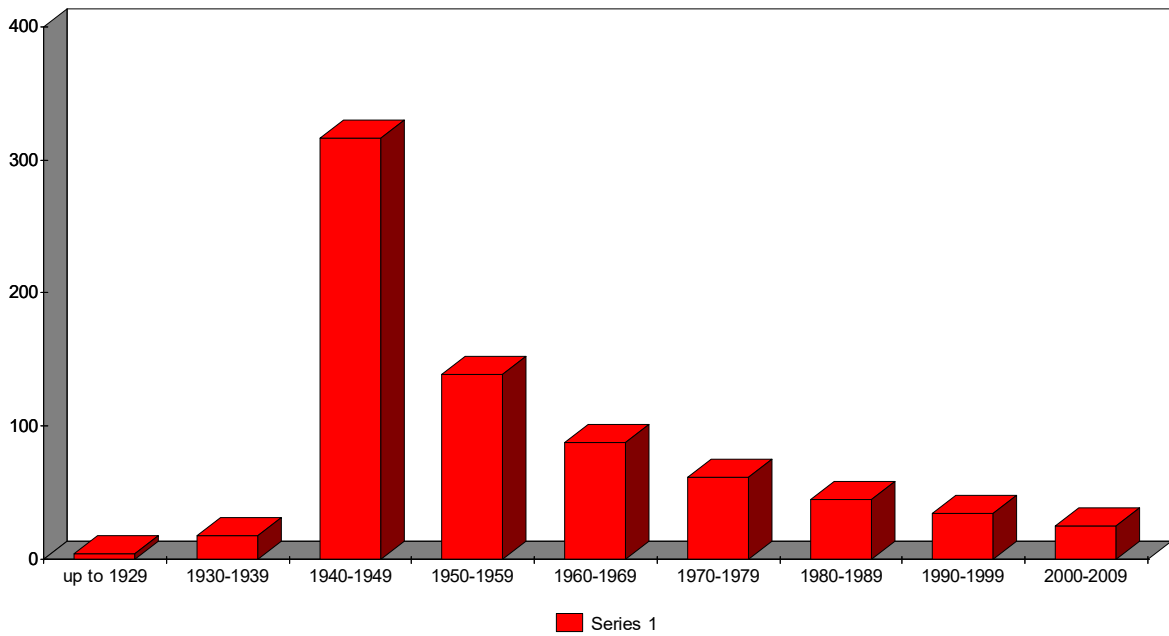
7. 1992 -- April 22, plane crash, Perris Valley Aviation (skydiving), Perris, CA -- 16
8. 1992 -- Sep 07, Beechcraft parachuting plane crash, Hinckley, IL -- 12
9. 1995 -- Sep 10, Peninsula Sky Diving Club plane crash, West Point, VA -- 12
10. 1999 -- July 31, Parahawks Skydiving Center takeoff crash, Marine City, MI -- 10
11. 2007 -- Oct 7, Kapowsin Air Sports (skydiving) plane crash, near Naches, WA -- 10
12. 2019 -- June 21 -- Skydiving charter plane crash, Dillingham Airfield, Oahu, HI -- 11

**Fatalities by Decade**



**Figure 1**

**Aviation Events by Decade**



## **CARBON MONOXIDE and Gas Poisoning/Asphyxiation (Residential) – By Mortality**

1. 1931 -- The year, accidental carbon monoxide poisoning in garages, nationwide -- 469
2. 1936 -- Feb 03-24, coldwave, CO poisoning and one explosion (4 deaths), esp. MI/16<sup>135</sup>-- 42
3. 1958 -- Feb 06-19, coldwave and snow storms, eastern half of US -- 35
4. 1968 -- Mar 06, Cargill Salt Mine shaft fire, CO<sup>2</sup> asphyxiation, Belle Isle, LA<sup>136</sup> -- 21
5. 1924 -- Dec 27-29, carbon monoxide poisoning deaths, New York City, NY --15-20
6. 2009 -- Jan 26-28, central/eastern ice and snowstorm, KY/13, MO/2, AR/OK/TN 1 each-- 18
7. 2017 -- Sep 10-11 (following), Hurricane Irma, FL (13), NC (1), SC (2) -- 16
8. 2021 -- Feb 13-19, winter storm weather, cold wave, power outages, especially TX/9 -- 15
9. 2012 -- Oct 29-30, Hurricane Sandy, NJ (5), NY (3), PA (4), WV (2)<sup>137</sup> -- 14
10. 1924 -- Jan 28, gas asphyxiation & gas/dynamite explos., Cumberland Hill, Manville, RI<sup>138</sup> ~13
  
11. 1954 -- Nov 07, CO fumes, faulty gas water heater kills family and guests, NYC, NY -- 10
12. 2008 -- Sep 13-18, Hurricane Ike, TX (8-9), KY (1) -- 9-10
  
13. 2005 -- Sep 24, Hurricane Rita, Beaumont, Jefferson Co. (6); Montgomery Co. (3) TX-- 9
14. 1998 -- Jan 9-12, Ice Storm, ME (3), NH (1) Upper New York (4) -- 8
15. 2003 -- Sep 18-19, Hurricane Isabel, Carbon Monoxide, MD (4), and VA (4)<sup>139</sup> -- 8
16. 2006 -- Dec 13-22, Windstorm, Pacific NW, Carbon Monoxide Poisoning (8/WA)<sup>140</sup> -- 8
17. 2015 -- Mar 28-29,<sup>141</sup> Carbon Monoxide Poisoning, family home, Princess Anne, MD-- 8
18. 2006 -- Dec 17, Carbon Monoxide poisoning, car in apartment garage, Kirksville, MO-- 7
19. 1936 -- Feb 4, Carbon Monoxide poisoning, Fusco family, Rankin, PA -- 6
20. 1977 -- Jan 28, Blizzard, Fostoria, OH -- 5
21. 2005 -- Aug 29-Sep 24, Hurricane Katrina, Louisiana -- 5
22. 2005 -- Oct 24, Hurricane Wilma, Category 3, Landfall SW Coast of Florida -- 4-5

---

<sup>135</sup> Twenty-eight of the carbon monoxide poisoning deaths were due to gas seeping into homes from gas mains outside the home which either leaked or cracked under pressure of frozen ground -- the outdoor temperatures dropping to sub-zero for prolonged periods.

<sup>136</sup> Cross-listed in Mine and Tunnel typology.

<sup>137</sup> Subset of 131-152 deaths in the U.S. from all hurricane-related causes, esp. NJ, NY, PA, MD, WV, CT.

<sup>138</sup> It appears, from medical examiner's statement that at least 13 of the sleeping victims asphyxiated from leaking gas prior to the explosion when the gas reached a light source. The explosion killed two others.

<sup>139</sup> Cross-listed in Carbon Monoxide Poisoning in that 8 of the 56 fatalities were attributed to CO poisoning.

<sup>140</sup> Cross-listed in Windstorms.

<sup>141</sup> Our dating based on report that family members were last seen alive on Saturday March 28, and children did not appear at school on Monday, March 30.



## **CARBON MONOXIDE and Gas Poisoning/Asphyxiation (Residential) – Chronological**

1. 1924 -- Jan 28, gas leak & dynamite explosion, Cumberland Hill, Manville, RI -- 15
2. 1924 -- Dec 27-29, Carbon monoxide poisoning deaths, New York City, NY --15-20
3. 1931 -- accidental carbon monoxide poisoning in garages, nationwide -- 469
4. 1936 -- Feb 03-24, coldwave, CO poisoning and one explosion (4 deaths), esp. MI/16<sup>142</sup>-- 42
5. 1954 -- Nov 07, CO fumes, faulty gas water heater kills family and guests, NYC, NY -- 10
6. 1958 -- Feb 06-19, coldwave and snow storms, eastern half of US -- 35
7. 1968 -- March 6, Cargill Salt Mine shaft fire, CO<sup>2</sup> asphyxiation, Belle Isle, LA<sup>143</sup> -- 21
- 1977 -- Jan 28, blizzard, Fostoria, OH -- 5
- 1998 -- Jan 9-12, ice storm, ME (3), NH (1) Upper New York (4) -- 8
- 2003 -- Sep 18-19, Hurricane Isabel, carbon monoxide poisonings, MD, VA<sup>144</sup> -- 8
- 2005 -- Aug 29-Sep 24, carbon monoxide poisonings, Hurricane Katrina, Louisiana -- 5
- 2005 -- Sep 24, Hurricane Rita, Beaumont, Jefferson Co. (6); Montgomery Co. (3) TX-- 9
- 2005 -- Oct 24, carbon monoxide poisonings, Hurricane Wilma, landfall SW FL coast-- 4-5
- 2006 -- Dec 13-22, windstorm, Pacific Northwest, carbon monoxide poisonings<sup>145</sup> -- 8
- 2006 -- Dec 17, carbon monoxide poisoning, car in apartment garage, Kirksville, MO -- 7
8. 2008 -- Sep 13-18, carbon monoxide poisonings after Hurricane Ike, TX/8-9, KY/1 -- 9-10
9. 2009 -- Jan 26-28, central/eastern ice and snowstorm, KY/13, MO/2, AR/OK/TN 1 each-- 18
10. 2012 -- Oct 29-40, carbon monoxide; Hurricane Sandy, NJ/5, NY/4, PA/4, WV/1<sup>146</sup> -- 14
- 2015 -- Mar 28-29,<sup>147</sup> carbon monoxide poisoning, family home, Princess Anne, MD -- 8
11. 2017 -- Sep 10-11 (following), Hurricane Irma, FL (13), NC (1), SC (2) -- 16
12. 2021 – Feb 13-19, winter storm weather, cold wave, power outages, especially TX/9 -- 15

---

<sup>142</sup> Twenty-eight of the carbon monoxide poisoning deaths were due to gas seeping into homes from gas mains outside the home which either leaked or cracked under pressure of frozen ground -- the outdoor temperatures dropping to sub-zero for prolonged periods.

<sup>143</sup> Cross-listed in Mine and Tunnel typology.

<sup>144</sup> Cross-listed in Carbon Monoxide Poisoning in that 8 of the 56 fatalities were attributed to CO poisoning.

<sup>145</sup> Cross-listed in Windstorms (15 fatalities, total).

<sup>146</sup> Subset of 131-152 deaths in the U.S. from all hurricane-related causes, esp. NJ, NY, PA, MD, WV, CT.

<sup>147</sup> Our dating based on report that family members were last seen alive on Saturday March 28, and children did not appear at school on Monday, March 30.

## **COLD (Exposure to Excessive Natural Cold) – By Mortality**

1. 2021 -- exposure to excessive natural cold/ICD-10 code X31, esp. AK/NM/IA/CO --1,179
2. 2019 -- exposure to excessive natural cold/hypothermia, esp. MI/70 NY/65 PA/61 --1,115
3. 2018 -- exposure to excessive natural cold/hypothermia, esp. MN/36 CO/34 IN/35 --1,028
4. 2014 -- exposure to excessive natural cold/hypothermia esp. PA IL NY OH MT NM -- 930
5. 2020 -- exposure to excessive natural cold; ICD-10 code X31, esp. AK, NM, CO, MN-- 919
6. 2015 -- exposure to excessive natural cold/hypothermia, esp. PA, NY, OH, AK, NM -- 815
7. 2017 -- exposure to excessive natural cold/hypothermia, esp. AK, WA, MN, CA, MI -- 804
8. 2000 -- exposure to excessive natural cold/hypothermia; ICD-10 code X31, esp. PA/48 -- 742
9. 2016 -- exposure to excessive natural cold/hypothermia, esp. AK, CA, MI MT OH SD-- 731
10. 2013 -- exposure to excessive natural cold/hypothermia, esp. IL, NY, PA, MN, AZ WI-- 725
  
11. 2007 -- exposure to excessive natural cold/hypothermia; ICD-10 X31 code; esp. NY/53-- 711
12. 2010 -- exposure to excessive natural cold/hypothermia, ICD-10 code X31 -- 710
13. 2005 -- exposure to excessive natural cold/hypothermia; ICD-10 code X31; esp. MI/40-- 700
  
14. 1996 -- exposure to excessive natural cold/hypothermia; ICD9 code E901; esp. PA/43 -- 685
15. 2004 -- exposure to excessive natural cold/hypothermia; ICD-10 code X31; esp. PA/45 -- 676
16. 2011 -- exposure to excessive natural cold/hypothermia; 0.2 death rate; esp. AK, SD -- 672
17. 1936 -- excessive cold, international list #190. Census Bureau. *Mortality Statistics 1936*-- 579
18. 1978 -- exposure to excessive natural cold/hypothermia; ICD-8 E901, esp. OH/39 -- 652
19. 2002 -- exposure to excessive natural cold/hypothermia; ICD-10 X31 code); esp. PA/47-- 646
20. 1993 -- exposure to excessive natural cold/hypothermia; ICD9 E901 code, esp. MI/42 -- 641
21. 2008 -- exposure to excessive natural cold/hypothermia; ICD-10 code X31, esp. MI/45-- 641
22. 1977 -- exposure to excessive natural; cold/hypothermia; ICD-8 E901; esp. OH/43 -- 634
23. 1994 -- exposure to excessive natural cold/hypothermia; ICD-9 code E901, esp. NY/38-- 633
24. 2003 -- exposure to excessive natural cold/hypothermia; ICD code X31, esp. PA/46 -- 620
25. 2009 -- exposure to excessive natural cold/hypothermia; ICD-10 code X31 -- 616
  
26. 2001 -- exposure to excessive natural cold/hypothermia; ICD-10 code X31; esp. MI/29-- 599
27. 1999 -- exposure to excessive natural cold/hypothermia; code X31, esp. NY/36, PA/36-- 598
28. 1990 -- exposure to excessive natural cold/hypothermia; ICD9 code E901; esp. IL/45 -- 596
29. 1992 -- exposure to excessive natural cold/hypothermia; ICD9 code E901, esp. PA/37 -- 558
30. 1991 -- exposure to excessive natural cold/hypothermia; ICD9 E901 code, esp. IL/63 -- 588
31. 1995 -- exposure to excessive natural cold/hypothermia; ICD9 code E901; esp. IL/41 -- 553
32. 1989 -- exposure to excessive natural cold/hypothermia; ICD9 code E901.0; esp. IL/45 -- 524
33. 1985 -- exposure to excessive natural cold/hypothermia; ICD9 E901.0; esp. IL/39 -- 519
34. 2006 -- exposure to excessive natural cold/hypothermia; ICD-10 code X31; esp. MI/37 -- 519
35. 1983 -- exposure to excessive natural cold/hypothermia; ICD9 E901.0; esp. GA/36 -- 510
36. 1997 -- exposure to excessive natural cold/hypothermia; ICD9 code E901; esp. IL/36 -- 501
37. 2012 -- exposure to excessive natural cold/hypothermia; esp. CA/32 NY/31 IL/25 -- 501
  
38. 1940 -- excessive cold, inter. list code 190. US Census Bureau Vital Statistics 1940 -- 499
39. 1968 -- excessive natural cold; ICD-8 code E901; esp. NY/34, IL/26, VA/24, PA/23 -- 494
40. 1972 -- excessive natural cold, ICD-8 code E901, esp. IL/46 NY/36 OH/24 VA/22 -- 490

41. 1970 -- excessive natural cold; ICD-8 code E901; esp. IL/26, VA/25, NY/24	-- 466
42. 1963 -- excessive cold (code E392)	-- 457
43. 1988 -- exposure to excessive natural cold/hypothermia; ICD-9 E901.0; esp. IL/48	-- 431
44. 1969 -- excessive natural cold; ICD-8 code E901; esp. IL/33, MI/MN/NY 21 each	-- 424
45. 1976 -- exposure to excessive natural cold/hypothermia; ICD-8 E901; esp. PA/24	-- 424
46. 1962 -- exposure to excessive natural cold	-- 423
47. 1998 -- exposure to excessive natural cold/hypothermia; ICD-9 E901, esp. VA/26	-- 420
48. 1951 -- cold, exposure to excessive natural; USPHS <i>Vital Statistics -Mortality, 1951</i>	-- 407
49. 1982 -- exposure to excessive natural cold/hypothermia; ICD9 E901.0, esp. VA/26	-- 402

**COLD (Exposure to Excessive Natural Cold) – By Mortality – continued:**

50. 1973 -- excessive natural cold; ICD-8 code E901, esp. NC/33 SC/32 NY/19 AZ/18	-- 381
51. 1966 -- excessive cold (code E-392). USPHS <i>Vital Statistics</i> does not breakout by state	-- 365
52. 1971 -- excessive natural cold; ICD-8 code E901; esp. NM/21, IL/20, NC/19, MN/NC/18--	361
53. 1975 -- exposure to excessive natural cold; ICD-8 code E901; esp. NM/21, MN/20	-- 359
54. 1984 -- exposure to excessive natural cold/hypothermia; ICD-9 E901.0; esp. MN/21	-- 359
55. 1960 -- excessive natural cold (US PHS code E 932)	-- 357
56. 1979 -- exposure to excessive natural cold/hypothermia; ICD9 E901.0; esp. IL/25	-- 356
57. 1948 -- cold, excessive; 1948 ICD code 190	-- 345
58. 1967 -- excessive natural cold (Public Health Service. <i>Vital Statistics 1967, Mortality</i> )--	327
59. 1987 -- exposure to excessive natural cold/hypothermia; ICD9 E901.0, esp. VA/28	-- 326
60. 1974 -- cold; ICD-8 code E901, exposure to excessive natural cold, esp. AZ/26, IL/23	-- 348
61. 1955 -- cold, excessive natural (US PHS <i>Vital Statistics-Mortality, E932</i> )	-- 344
62. 1942 -- excessive cold. Bureau of Census. <i>Vital Statistics...1942 -- Mortality.</i>	-- 310
63. 1958 -- cold, exposure to excessive natural; USPHS <i>Vital Statistics -Mortality, p111</i>	-- 307
64. 1980 -- exposure to excessive natural cold/hypothermia; ICD9 E901.0; esp. MI/19	-- 302
65. 1986 -- exposure to excessive natural cold/hypothermia; ICD9 E901.0; esp. IL/32	-- 301
66. 1964 -- excessive cold; Public Health Service, <i>Vital Statistics-Mortality, code E932</i>	-- 298
67. 1965 -- cold, excessive (code E392)	-- 298
68. 1981 -- exposure to excessive natural cold/hypothermia (ICD9 E901.0); esp. VA/20	-- 289
69. 1937 -- excessive cold, international list #190. Census Bur. <i>Vital Statistics, Part I</i>	-- 269
70. 1956 -- cold, exposure to excessive natural; PHS <i>Vital Statistics -Mortality, 1956 (E932)</i> --	254
71. 1950 -- cold, excessive, code E932, 6 <sup>th</sup> revision of International Lists/1948, US PHS	-- 250
72. 1957 -- cold, exposure to excessive natural; USPHS <i>Vital Statistics...1957 (E932)</i>	-- 248
73. 1959 -- cold, excessive natural cold, <i>Vital Statistics 1959 (Int. Lists code E 932)</i>	-- 242
74. 1925 -- cold, excessive natural, esp. IL/18, NY/18, PA/17, MI/15, VA/14, OH/11, WI/11--	239
75. 1954 -- cold, excessive natural (US PHS <i>Vital Statistics -Mortality</i> )	-- 230
76. 1952 -- cold, excessive natural; USPHS <i>Vital Statistics -Mortality, 1952 (E932)</i>	-- 225
77. 1938 -- excessive cold, international list #190. Census Bureau. <i>Vital Statistics, Part I</i>	-- 213
78. 1953 -- cold, exposure to excessive natural; USPHS <i>Vital Statistics -Mortality, 1953 (E932)</i> --	209
79. 1961 -- cold, excessive natural (US Public Health Service code E932)	-- 207
80. 1946 -- cold, exposure to excessive cold; International List code 190	-- 193
81. 1939 -- excessive cold, international list #190. Census Bureau. <i>Vital Statistics, Part 1</i>	-- 190
82. 1944 -- cold, exposure to excessive cold; International List code 190	-- 185

83. 1941 -- excessive cold, International List #190, Census Bureau *Vital Statistics* -- 151

## **COLD (Exposure to Excessive Natural Cold) – Chronological**

1. 1925 -- excessive cold, esp. IL/18, NY/18, PA/17, MI/15, VA/14, OH/11, WI/11 -- 239
2. 1936 -- excessive cold, international list #190. Census Bureau. *Mortality Statistics 1936* -- 579
3. 1937 -- excessive cold, international list #190. Census Bur. *Vital Statistics, Part I* -- 269
4. 1938 -- excessive cold, international list #190. Census Bureau. *Vital Statistics, Part I* -- 213
5. 1939 -- excessive cold, international list #190. Census Bureau. *Vital Statistics, Part I* -- 190
  
6. 1940 -- excessive cold, inter. list code 190. US Census Bureau *Vital Statistics 1940* -- 499
7. 1941 -- excessive cold, International List #190, Census Bureau *Vital Statistics* -- 151
8. 1942 -- excessive cold. Bureau of Census. *Vital Statistics...1942 -- Mortality.* -- 310
9. 1944 -- cold, exposure to excessive cold; International List code 190 -- 185
10. 1946 -- cold, exposure to excessive cold; International List code 190 -- 193
11. 1947 -- cold, exposure to excessive cold; International List code 190 -- 270
12. 1948 -- cold, excessive; 1948 ICD code 190 -- 345
  
13. 1950 -- cold, excessive, code E932, 6<sup>th</sup> revision of International Lists/1948, US PHS -- 250
14. 1951 -- cold, exposure to excessive natural; USPHS *Vital Statistics -Mortality, 1951* -- 407
15. 1952 -- cold, excessive natural; USPHS *Vital Statistics -Mortality, 1952 (E932)* -- 225
16. 1953 -- cold, exposure to excessive natural; USPHS *Vital Statistics -Mortality, 1953 (E932)*--209
17. 1954 -- cold, excessive natural (US PHS *Vital Statistics -Mortality*) -- 230
18. 1955 -- cold, excessive natural (US PHS *Vital Statistics-Mortality, E932*) -- 344
19. 1956 -- cold, exposure to excessive natural; PHS *Vital Statistics -Mortality, 1956 (E932)*--254
20. 1957 -- cold, exposure to excessive natural; US PHS *Vital Statistics...1957 (E932)* -- 248
21. 1958 -- cold, exposure to excessive natural; US PHS *Vital Statistics -Mortality, p.111* -- 307
22. 1959 -- cold, excessive natural cold, *Vital Statistics 1959 (Int. Lists code E 932)* -- 242
  
23. 1960 -- excessive natural cold (US PHS code E 932) -- 357
24. 1961 -- excessive cold (US Public Health Service code E932) -- 207
25. 1962 -- excessive cold -- 423
26. 1963 -- excessive cold (code E392) -- 457
27. 1964 -- excessive cold; Public Health Service, *Vital Statistics-Mortality, code E932* -- 298
28. 1965 -- cold, excessive (code E-392) -- 298
29. 1966 -- excessive cold (code E-392) -- 365
30. 1967 -- excessive natural cold (PHS. *Vital Statistics 1967, Mortality*) -- 327
31. 1968 -- excessive natural cold; ICD-8 code E901; esp. NY/34, IL/26, VA/24, PA/23 -- 494
32. 1969 -- excessive natural cold; ICD-8 code E901; esp. IL/33, MI/MN/NY 21 each -- 424
  
33. 1970 -- excessive natural cold; ICD-8 code E901; esp. IL/26, VA/25, NY/24 -- 466
34. 1971 -- excessive natural cold; ICD-8 code E901; esp. NM/21, IL/20, NC/19, MN/NC/18 -- 361
35. 1972 -- excessive natural cold, ICD-8 code E901, esp. IL/46 NY/36 OH/24 VA/22 -- 490
36. 1973 -- excessive natural cold; ICD-8 code E901, esp. NC/33 SC/32 NY/19 AZ/18 -- 381
37. 1974 -- exposure to excessive natural cold, ICD-8 code E901, esp. AZ/26, IL/23 -- 348
38. 1975 -- exposure to excessive natural cold; ICD-8 code E901; esp. NM/21, MN/20 -- 359
39. 1976 -- exposure to excessive natural cold/hypothermia; ICD-8 E901; esp. PA/24 -- 424
40. 1977 -- exposure to excessive natural cold/hypothermia; ICD-8 E901; esp. OH/43 -- 634

- 41. 1978 -- exposure to excessive natural cold/hypothermia; ICD-8 E901, esp. OH/39 -- 652
- 42. 1979 -- exposure to excessive natural cold/hypothermia; ICD9 E901.0; esp. IL/25 -- 356

**COLD (Exposure to Excessive Natural Cold) – Chronological – continued:**

- 43. 1980 -- exposure to excessive natural cold/hypothermia; ICD9 E901.0; esp. MI/19 -- 302
- 44. 1981 -- exposure to excessive natural cold/hypothermia (ICD9 E901.0); esp. VA/20 -- 289
- 45. 1982 -- exposure to excessive natural cold/hypothermia; ICD9 E901.0, esp. VA/26 -- 402
- 46. 1983 -- exposure to excessive natural cold/hypothermia; ICD9 E901.0; esp. GA/36 -- 510
- 47. 1984 -- exposure to excessive natural cold/hypothermia; ICD-9 E901.0; esp. MN/21 -- 359
- 48. 1985 -- exposure to excessive natural cold/hypothermia; ICD9 E901.0; esp. IL/39 -- 519
- 49. 1986 -- exposure to excessive natural cold/hypothermia; ICD9 E901.0; esp. IL/32 -- 301
- 50. 1987 -- exposure to excessive natural cold/hypothermia; ICD9 E901.0, esp. VA/28 -- 326
- 51. 1988 -- exposure to excessive natural cold/hypothermia; ICD9 E901.0; esp. IL/48 -- 431
- 52. 1989 -- exposure to excessive natural cold/hypothermia; ICD9 code E901.0; esp. IL/45 -- 524
  
- 53. 1990 -- exposure to excessive natural cold/hypothermia; ICD9 code E901; esp. IL/45 -- 596
- 54. 1991 -- exposure to excessive natural cold/hypothermia; ICD9 code E901; esp. IL/63 -- 588
- 55. 1992 -- exposure to excessive natural cold/hypothermia; ICD9 code E901, esp. PA/37 -- 558
- 56. 1993 -- exposure to excessive natural cold/hypothermia; ICD9 E901 code, esp. MI/42 -- 641
- 57. 1994 -- exposure to excessive natural cold/hypothermia; ICD9 code E901, esp. NY/38-- 633
- 58. 1995 -- exposure to excessive natural cold/hypothermia; ICD9 code E901; esp. IL/41 -- 553
- 59. 1996 -- exposure to excessive natural cold/hypothermia; ICD9 code E901; esp. PA/43 -- 685
- 60. 1997 -- exposure to excessive natural cold/hypothermia; ICD9 code E901; esp. IL/36 -- 501
- 61. 1998 -- exposure to excessive natural cold/hypothermia; ICD9 code E901, esp. VA/26-- 420
- 62. 1999 -- exposure to excessive natural cold/hypothermia; code X31, esp. NY/36, PA/36-- 598
  
- 63. 2000 -- exposure to excessive natural cold/hypothermia; ICD-10 code X31; esp. PA/48-- 742
- 64. 2001 -- exposure to excessive natural cold/hypothermia; ICD-10 code X31; esp. MI/29-- 599
- 65. 2002 -- exposure to excessive natural cold/hypothermia; ICD-10 code X31; esp. PA/47-- 646
- 66. 2003 -- exposure to excessive natural cold/hypothermia; ICD-10 code X31, esp. PA/46-- 620
- 67. 2004 -- exposure to excessive natural cold/hypothermia; ICD-10 code X31; esp. PA/45-- 676
- 68. 2005 -- exposure to excessive natural cold/hypothermia; ICD-10 code X31; esp. MI/40-- 700
- 69. 2006 -- exposure to excessive natural cold/hypothermia; ICD-10 code X31; esp. MI/37-- 519
- 70. 2007 -- exposure to excessive natural cold/hypothermia; ICD-10 code X31; esp. NY/53-- 711
- 71. 2008 -- exposure to excessive natural cold/hypothermia; ICD-10 code X31, esp. MI/45-- 641
- 72. 2009 -- exposure to excessive natural cold/hypothermia' ICD-10 code X31 -- 616
  
- 73. 2010 -- cold (exposure to excessive natural cold/hypothermia), ICD-10 code X31 -- 710
- 74. 2011 -- cold, exposure to excessive natural/hypothermia; 0.2 death rate; esp. AK -- 672
- 75. 2012 -- exposure to excessive natural cold/hypothermia; esp. CA/32 NY/31 IL/25 -- 501
- 76. 2013 -- exposure to excessive natural cold/hypothermia, esp. IL NY PA MN AZ WI -- 725
- 77. 2014 -- exposure to excessive natural cold/hypothermia, esp. PA IL NY OH MT -- 930
- 78. 2015 -- exposure to excessive natural cold/hypothermia, esp. PA NY OH AK NM -- 815
- 79. 2016 -- exposure to excessive natural cold/hypothermia, esp. AK CA MI MT OH SD -- 731
- 80. 2017 -- exposure to excessive natural cold/hypothermia, esp. AK WA MN CA MI -- 804

- 81. 2018 -- exposure to excessive natural cold/hypothermia, esp. MN/36, CO/34, IN/35 --1,028
- 82. 2019 -- exposure to excessive natural cold/hypothermia, esp. MI/70 NY/65 PA/61 --1,115
  
- 83. 2020 -- exposure to excessive natural cold; ICD-10 code X31, esp. AK, NM, CO, MN-- 919
- 84. 2021 -- exposure to excessive natural cold/ICD-10 code X31, esp. AK/NM/IA/CO --1,179

## Select Communicable and Infectious Diseases

**Communicable Disease:** “An infectious disease transmissible (as from person to person) by direct contact with an effected individual or the individual’s discharges or by indirect means (as by a vector.” (*Merriam Webster Dictionary*)

**Contagious Disease:** “An infectious disease transmissible (as from person to person) by direct contact with an affected individual or the individual's discharges or by indirect means (as by a vector)” (*Merriam Webster Dictionary*) [Note communicable and contagious disease definitions are identical – we choose to use the word “Communicable” below.]

### Examples of Communicable/Contagious Diseases

bubonic plague	Bacterial ( <i>Yersinia pestis</i> ) infection (fleas); communicable.
chickenpox	
cholera	Bacterial infectious disease; highly communicable.
croup	Viral infection; communicable/contagious
diphtheria	Bacterial infectious disease, highly communicable.
dysentery	
encephalitis	
HIV/AIDS	Viral infection; communicable via direct body fluid contact.
influenza/pneumonia	Viral infectious disease; communicable/contagious.
measles ( <i>Rubeola</i> and <i>rubella</i> )	Viral infectious disease; highly communicable.
meningitis	Bacterial infectious disease; communicable/contagious.
polio ( <i>poliomyelitis</i> )	Viral infectious disease; communicable/contagious.
scarlet fever ( <i>scarlatina</i> )	Bacterial infectious disease; communicable/contagious.
smallpox ( <i>Variola</i> )	Viral infectious disease; highly communicable/contagious.
tuberculosis	Bacterial infectious disease; communicable.
typhus (epidemic)	Bacterial ( <i>Rickettsia</i> ) infection; communicable.
whooping cough ( <i>Pertussis</i> )	Bacterial infection ( <i>Bordetella pertussis</i> ); communicable.

**infectious Disease:** “infectious diseases are disorders caused by organisms -- such as bacteria, viruses, fungi or parasites. Many organisms live in and on our bodies. They're normally harmless or even helpful, but under certain conditions, some organisms may cause disease.

“Some infectious diseases can be passed from person to person. Some are transmitted by bites from insects or animals. And others are acquired by ingesting contaminated food or water or being exposed to organisms in the environment...” (*Mayo Clinic*.)

### Examples of other infectious Diseases not communicable or not highly communicable

Legionellosis ( <i>Legionnaires' Disease</i> )	Bacterial ( <i>legionella pneumophila</i> ) infection.
malaria	Plasmodium parasite infection spread by <i>Anopheles</i> mosquito.
typhoid fever (also <i>Enteric fever</i> )	Bacterial infection ( <i>Salmonella typhi</i> ), contaminated food/water
yellow fever	Flavivirus infection (communicated via mosquito bite).



**DISEASES, especially communicable/infectious, especially epidemics -- By Mortality<sup>148</sup>**

1. 1492-1800 – North American Native American population decline, esp. disease ~2,800,000
2. 1918-1919, influenza and pneumonia epidemic 531,851-728,922
  - 1918 -- influenza and pneumonia epidemic 430,000-543,482
  - 1919 -- influenza and pneumonia epidemic 101,851-185,440
  - 1920 -- influenza and pneumonia (1918-1920 subset) 141,609-220,798
3. 2021 -- COVID-19 (coronavirus), US deaths per 1M pop., ~2.6K per million --437,984
4. 2020 -- Feb 29-Dec 31, COVID (coronavirus), US deaths per 1M pop., 1,070 --354,215
5. 2022 -- COVID-19/US death rate 6.50; esp. MO/9.99, FL/9.8, OH/9.8, IN/9.6, PA/9.5--217,370
6. 1957-58, esp. fall-spring -- H2N2 “Asian” influenza and pneumonia Pandemic ~116,000
7. 1917 -- influenza/12,974; bronchitis/12,311; pneumonia/74,874 100,159-115,526
8. 1900 -- tuberculosis, esp. CA, IL, IN, KY, MA, MO, NJ, NY, OH, PA, TN 109,750
9. 1920 -- tuberculosis, esp. Denver, San Antonio, Nashville, New Orleans 99,916
10. 1861-65--Apr-June, dysentery, Civil War, apparently Union & Confederate forces ~95,000
  
11. 1940 -- influenza and pneumonia, esp. CA, IL, MO, NY, OH, PA, TN, TX 92,525
12. 1879 -- June-May 1880, tuberculosis, esp., NY, PA, OH, IL, IN, TN, KY, MA 91,270
13. 1925 -- tuberculosis, esp. NY/10,282, PA/7,300, CA/5,934, IL/5,537, OH/4,819 89,268
14. 1775-82 smallpox epidemic North America ~84,000
15. 1931 -- tuberculosis, esp. CA, IL, NY, OH, PA 81,395
16. 2017-2018 -- winter (March 2018 end) influenza (primarily H3N2) ~80,000
17. 1907 -- tuberculosis, esp. CA/Chicago, IN/MA/NY (esp. NYC)/PA (esp. Philly) 76,650
18. 1920 -- influenza (1920 census pop.) Census. *Mortality Statistics 1920*. p. 18. 75,260
19. 2023 -- COVID (354K deaths/2020; 438K/2021; 217K/2022; 1.19M 2020-2023) 71,691
20. 1870 -- tuberculosis (consumption), nationwide 69,896
21. 1936 -- tuberculosis (respiratory system), int. list #23, *Mortality Statistics 1936* 65,043
22. 1861-65--Apr-June, typhoid fever, Civil War, Confederate/Union forces ~65,000
23. 1966 -- influenza (2,830) and pneumonia (60,785) 63,615
24. 1937 -- tuberculosis (respiratory system), international list #23, *Vital Statistics Pt. I* 63,330
25. 1939 -- tuberculosis, esp. CA, IL, NY, OH, PA, TN, TX 61,609
26. 1941 -- tuberculosis (all forms) 59,251
27. 1938 -- tuberculosis (respiratory system), international list #23, *Vital Statistics Pt. I* 58,027
28. 1942 -- tuberculosis, all forms. *Vital Statistics of US 1942 -- Part II...Mortality* 57,690
29. 1943 -- tuberculosis, all forms codes 13-22 (respiratory, code 13 was 52,407) 57,005
30. 1905 -- tuberculosis (10 registration states, DC, 134 non-registration cities), esp. NY 56,770
31. 1940 -- tuberculosis, nationwide, especially CA, IL, NY, OH, PA and TX 55,576
32. 1944 -- tuberculosis, nationwide, esp. CA, IL, MI, NJ, NY, OH, PA, TN, TX 54,731
33. 1849 -- cholera, esp. OH (>7K); NY (>6K); Gold Rushers (~5K); Natives (~6K)<sup>149</sup> >45K-51,428
34. 1928-1929 – winter, influenza and pneumonia epidemic ~50,000

<sup>148</sup> For a listing of communicable diseases go to: <http://www.dhs.wisconsin.gov/communicable/>

<sup>149</sup> There were outbreaks in other States (see narrative document). Our sources could not have had access to all cholera deaths in areas of coverage. Collins and Collins write in *History of Kentucky*, there were many more deaths in the smaller towns and the countryside than they were able to chronicle. This must have been true all up and down routes of river and rail traffic as well as in the wagon trains heading west during the Gold Rush. In addition, part of the explanation for the range has to do with what was called a death by cholera or a death caused by cholera-like symptoms, such as diarrhea or dysentery (interestingly co-incident in epidemic form during a cholera outbreak).

**DISEASES, especially communicable/infectious, especially epidemics -- By Mortality cont.**

35. 1860 -- tuberculosis (consumption), nationwide	49,082
36. 1946 -- tuberculosis, respiratory, code 13 (all forms including respiratory, 50,911)	46,939
37. 1947 -- tuberculosis, respiratory, code 13 (all forms including respiratory were 48,064)	44,462
38. 1948 -- tuberculosis, respiratory, code 13 (all forms including respiratory were 43,833)	40,420
39. 1870 -- pneumonia, esp. AL, GA, IL, IN, KY, MA, MO, NY, OH, PA, TN, TX, VA	40,012
40. 1879 -- June-May 1880, diphtheria, esp. PA/4.6K; IL/3.7K; NY/2.3K; IA/2.3K, ME/MI/WI	38,143
41. 1937 -- influenza, international list #11, US Census Bureau, <i>Vital Statistics, Part I</i>	38,005
42. 1949 -- tuberculosis, respiratory (all forms including respiratory were 39,100)	35,988
43. 1900 -- typhoid, esp. AL, AR, GA, IN, KY, MS, MO, NY, NC, OH, PA, TN, TX	35,379
44. 1936 -- influenza, international list #11, Census Bureau. <i>Mortality Statistics 1936</i>	33,811
45. 1968--69 (Sep-March), A2 "Hong Kong" influenza (and pneumonia) epidemic	33,800
46. 1850 -- tuberculosis (consumption), esp. NY/6,691, PA/3,520, MA/3,426, OH/2,558	33,516
1780-82 -- smallpox epidemic, Native Americans, Great Plains (see 1775-1782)	>32,000
47. 1931 -- influenza, [additionally, pneumonia, all forms (96,974)], esp. PA	31,701
48. 1951 -- tuberculosis (respiratory), esp. NY/3.5K, PA/2.5K, CA/2.2K, TX/2K, IL/1.8K	31,163
49. 1870 -- diarrhoea (14,195), dysentery (7,912) and Enteritis (9,046)	≥31,153
50. 1925 -- influenza--esp. PA/2,068, OH/2,100, IL/1,558, IN/1,485, MO/1,464	30,538
51. 1829-1833/esp. 1833--malaria? epidemic, West Coast Natives; CA/20K, OR-WA/10K	30,000
52. 1861-65--Apr-June, malaria, Civil War, Union/10K & Confederate/20K forces	~30,000
53. 1950 -- tuberculosis, pulmonary. Code 002, Sixth Rev. of International Lists, 1948	29,228
54. 1889-90, June-May, diphtheria, 48 States & DC, esp. NY/4K, PA/2.9K, IL/2.6K	27,815
55. 1889-90, June-May, typhoid (Enteric) fever, esp. PA, 2.8K, NY/1.7K, IL/1.7K, OH/1.6K	27,058
56. 1860 -- scarlatina (scarlet fever), 38 Census "Registration" States and DC	26,402
57. 1910 -- typhoid fever, avg. death rate 23.5; esp. NC, 57.7, CO/41.9, MD/40.7, MT/39.9	25,000
58. 1879 -- June-May 1880, typhoid ("Enteric") fever, esp. IL, IN, MO, OH, TX	23,339
59. 1930 -- influenza, 48 States and District of Columbia (pneumonia was 88,770)	23,066
60. 1952 -- tuberculosis (respiratory), esp. NY/2462, CA/1678, PA/1662, IL/1385, TX/12K--22,700	
61. 2012-2013 (winter) -- estimated excess influenza & pneumonia deaths	--18,066-22,434
62. 1870 -- typhoid fever, nationwide, esp. IL, IN, MA, MO, NY, OH, PA	22,187
63. 1989 -- HIV AIDS, US death rate 8.9, DC/55.7, NY/25.6, NJ/19.6, FL/16.1, CA/14.9	22,082
64. 1915 -- Dec-Jan 1916, influenza & pneumonia, LA, MD, NJ, NY, OH, PA, RI, WI	21,102
65. 1939 -- influenza, (pneumonia separately was 77,633), esp. CA/IL/MI/MO/NY/OH/PA	21,464
66. 1850 -- dysentery, esp. NY/3691, PA/2683, OH/2568, MA/2437, IN/1270, CT/965	20,556
67. 1870 -- scarlet fever, esp. IL, MO, NY, PA, WI	20,339
68. 1879 -- June-May 1880, "malarial fever," esp. AL, AR, GA, IL, MS and MO	20,231
69. 1878 -- June-Dec, yellow fever, esp. LA (esp. New Orleans), MS, TN (esp. Memphis)	~20,000
70. 1853 -- May-Dec, yellow fever, esp. AL/1293, LA/~15K, MS/1311 TX/871	--18,770-19,533
71. 1900 -- meningitis, esp. NY/2602, PA/1613, IL/1318, MA/1206, OH/1189, NJ/909	19,423
72. 1860 -- typhoid fever, Census "Registration" States	19,236
73. 1940 -- syphilis, US death rate 14.4 per 100K pop, esp. FL DC AZ DE MS MD AL	19,006

**DISEASES, especially communicable/infectious, especially epidemics -- By Mortality cont.**

74. 1916 -- influenza 18,886  
75. 1832 -- June-Dec 16, cholera epidemics, esp. DC/LA/MD/NJ/NY/OH/PA/VA--16,781-18,491
76. 1879 -- June-May, 1880 -- croup, especially Oct-Dec, especially IL, PA and TN 17,966  
77. 1953 -- tuberculosis/respiratory, esp. NY/1983, PA/1428, CA/1383, IL/1235, TX/948--17,954  
78. 1890 -- Jan-March<sup>150</sup> influenza (La Grippe/Russian Flu), esp. NY/IL/CT/OH/PA--16,295-17,807  
79. 1866 -- May-Dec, cholera, esp. Cincinnati/New Orleans/NYC/St. Louis/TN/Philly/Army ---16K-17,742  
80. 1912 -- Jan 1-Jun 8, tuberculosis, CA, IL, IN, MA, MO, NJ, NYC, PA, TX, WI 17,484  
81. 1944 -- influenza, especially Jan-Apr & Dec, nationwide, especially OH, PA, TX 17,320  
82. 1837-38--smallpox, Upper Mid-West Native tribes, especially Dakotas/MT --10K~17,000
83. 1900 -- influenza, esp. MA/1130, TN/1019, PA/978, NC/799, AL/778, VA/754, GA/667-16,645  
84. 1988 -- HIV AIDS, US death rate 6.8, DC/39.0, NY/22.2, NJ/114.9, FL/11.7, CA/11 16,602  
85. 1938 -- influenza, international list #11, US Census Bureau, *Vital Statistics 1938 Pt. I* --16,520  
86. 1900 -- diphtheria, esp. PA/2805, NY/2673, IL/1504, MA/1072, OH/698, NJ/678 16,475  
87. 1880 -- scarlet fever, especially children, nationwide, especially IN, NY and PA 16,388
88. 2010 -- HIV/AIDS, U.S., nationally 15,525  
89. 2010-11 (winter)--estimated excess influenza & pneumonia Deaths (95%CI) --12,111-15,372  
90. 1860 -- croup (contagious upper airway viral infection), nationwide 15,188  
91. 1954 -- tuberculosis (respiratory), esp. NY/1667, CA/1108, PA/1100, IL/939, TX/843 --15,146
92. 1900 -- malarial fever, esp. AR/1,730, TX/1,331, LA/1,030, AL/1,005, GA/1,001 14,874  
93. 1850 -- cholera, esp. Sac. & SF, CA, IL, IN, KY, LA, MO, OH, TN, WI<sup>151</sup> --14,158-14,637  
94. 1894 -- diphtheria, NY/6.6K, esp. NYC/2785, MA/1.5K, Chicago, 1.4K, Philly, NJ 14,606  
95. 1887 -- diphtheria, esp. NY/6490 (NYC/4509), Chicago/1405, St. Louis/1112, Philly 14,507  
96. 1861-65--Apr-June, tuberculosis, Civil War mil., Union/6,946 deaths, Confederate/?~14,000
97. 1889-90, June-May -- croup, 48 States & DC, esp. NY/1.5K, PA/1.4K, IL/957, MO 13,862  
98. 1955 -- tuberculosis (respiratory), esp. NY/1642, PA/1239, CA/1076, IL/797, TX/736--13,676  
99. 1987 -- HIV infection/AIDS, death rate 5.55, esp. DC/28.1, NY/19.1, NJ/13.7, CA/9.5 13,468  
100. 1920 -- diphtheria & croup, esp. NY/1,931, PA/1,733, IL/1128, MI/885<sup>152</sup> 13,395  
101. 1941 -- influenza, with respiratory complications specified; *Vital Statistics 1941*  
13,188  
102. 1835 -- Nov-spring 1838, smallpox, Sitka, Gulf of AK, Kodiak, Aleutian Isl. natives, AK 13,105  
103. 1850 -- typhoid fever, 31 States, Washington, DC, four Territories 13,099
104. 1956 -- tuberculosis (respiratory), esp. NY/1,577, PA/1,029, CA/938 IL/763 TX/729 12,978  
105. 1900 -- measles, esp. TX/1,412, AR/1,274, NY/1,174, MS/950, PA/815 & TN/974 12,866

<sup>150</sup> Technically, what became the flu epidemic of early 1890 began in late December 1889.

<sup>151</sup> This reflects zero Plains Native American deaths, whereas the range of cholera deaths amongst Plains natives in 1849 was 5,600-6,500. We believe that there must have significant loss of life, but have just not located sources.

<sup>152</sup> Data from 34 Census Bureau Registration States and a number of cities  $\geq 100,000$  in non-registration states.

106. 1907 -- typhoid, esp. PA/3,538, NY/1,702, IN/948 MI/594 CA/545 OH/523 MD/520 12,670  
 107. 1900 -- croup (upper airway viral infection), esp. PA/1064 TN/958 KY/768 GA/686 12,484  
 108. 1891 -- March-May, influenza & pneumonia, esp. Chicago/6,800, NY/5,572 12,472  
 109. 2009 -- Apr 12-Apr 10, 2010, H1N1 "Swine Flu" Pandemic (U.S.) 12,469  
 110. 1957 -- tuberculosis (respiratory), esp. NY/1493, PA/959, CA/833, TX/733, IL/673 --12,384  
 111. 1958 -- tuberculosis, esp. NY/1,380, PA/1013, CA/872, IL/725, TX/721, OH/550 --12,361  
 112. 1986 -- HIV AIDS, New York City (2,650), U.S. --12,053

**DISEASES, especially communicable/infectious, especially epidemics -- By Mortality cont.**

113. 1900 -- dysentery, esp. AL/861 TX/794 GA/781 NY/676 TN/663 SC/578 AR/541 11,710  
 114. 1738-39 -- smallpox, Catawba (NC/SC) and Cherokee Natives (NC) 7,700-11,700  
 115. 1959 -- tuberculosis, esp. NY/1,316, PA/981, CA/815, IL/643, TX,633, OH/527 --11,456  
 116. 2018 -- influenza, ICD-10 codes J09-11.8, death rate 3.4 per 100K pop., esp. WV/6.6--11,164  
 117. 1879 -- June-May 1880, whooping cough, nationwide, esp. IN, GA, NC, TX, AL 11,064  
 118. 1861-65--Apr-June, measles, Civil War, Union and Confederate troops ~11,000  
  
 119. 1920 -- whooping cough, esp. PA/1,195, NY/1,063, OH/845, IL/553 MA/536<sup>153</sup> 10,968  
 120. 1911 -- Aug-Dec, tuberculosis, NYC, NY, IL, CA, IN, MA, NJ, PA, TX 10,926  
 121. 1942 -- influenza. Census Bureau. *Vital Statistics US 1942 -- Part II...Mortality* 10,902  
 122. 1881 -- diphtheria, esp. NY/3.7K (NYC/2249, Brooklyn/1143), MI/2K, MA/1K, NJ/972--10,886  
 123. 1960 -- tuberculosis, death rate 6.1 per 100K; esp. AZ/12.1, DC/11.8, KY/10.7 10,866  
 124. 1885 -- diphtheria & croup, localities in 16 states; esp. NY/4508, MI/1552, NJ/1496 10,788  
 125. 1850 -- croup (contagious upper airway viral infection), nationwide 10,706  
 126. 1870 -- croup (contagious upper airway viral infection), nationwide 10,692  
 127. 1914 -- influenza and pneumonia, NYC, NY 10,500  
 128. 1854 -- cholera, esp. NYC/2.5K, St. Louis/1.5K, Chicago, Detroit, Boston 10,275-10,467  
 129. 1916 -- diphtheria, especially children, esp. PA/1,653, NY/1,518, MI/486, NJ/444 10,367  
 130. 1907 -- diphtheria and croup, nationwide, esp. NY and PA (esp. Philadelphia) 10,154  
 131. 1907 -- influenza, Census "Registration States" and localities 10,066  
 132. 1867 -- July-Dec, yellow fever, esp. New Orleans, Galveston/Houston; also AL/FL/MS/TN 10,012  
 133. 1659 -- measles epidemic, Native Americans, FL 10,000  
 134. 1798 -- yellow fever epidemic, East Coast Port Cities 10,000  
 135. 1837 -- smallpox, California Native Americans<sup>154</sup> 2,000-10,000  
 136. 1848 -- Sep-early '49, measles/whooping cough/dysentery/influenza epidemics, HI 10,000  
  
 137. 1900 -- whooping cough, esp. NY/988, PA/702, TX/576, IL/497, AL/494, TN/425 --9,958  
 138. 1961 -- tuberculosis, US death rate 5.4 per 100K; esp. DC/13. KY/10, AR/10.6, AZ/9.4 --9,938  
 139. 1872 -- smallpox, esp. Philly/2591, NYC/1666, St. Louis/1.6K, Baltimore/1217, Boston/1K--9,742  
 140. 1861 -- May 1-Jun 30, 1866, smallpox, Union soldiers and Confederate prisoners<sup>155</sup> --9,682

<sup>153</sup> Data from 34 Census Bureau Registration States and a number of cities  $\geq 100,000$  in non-registration states.

<sup>154</sup> As noted in the narrative description section, Shelburne Friend Cook in his *The Conflict Between the California Indian and White Civilization*, Part 4, 1976, p. 213, writes that the accounts he has before him giving estimates of 100,000, and 200,000 to 300,000, are "obviously wild guesses." His own guesstimate (p. 214) is 2,000. We simply recognize the range. In another book in 1978 he writes that "the mortality may have reached 10,000."

<sup>155</sup> There is overlap with our 1863 entry (1,078 deaths) which includes Fort Delaware, Camp Chase, MD, and VA.

141. 1850 -- scarlet fever, esp. PA/1,974, OH/1,301, NY/1,028, MA/571, MD/561, VA/523 --9,584
142. 1953 -- influenza, esp. TX/716 OH/532 MO/484 PA/460 GA/427 TN/414 AL/393 --9,500
143. 1962 -- tuberculosis, death rate 5.1 per 100K; esp. DC/11.9, KY/9.8, AZ&AR/9.7 --9,508
144. 1853 -- smallpox, esp. natives, HI, Nevada City vic., CA, OR/WA; also NYC--7,450-9,450
145. 1963 -- tuberculosis, US death rate 4.9; esp. DC/12.3, AZ/9.7, WV/8.6, KY/8.7 WV/8.6 --9,311
146. 1889-90, June-May, measles, esp. NY/757, PA/676 KY/513 MO/513 OH/714 AL/496--9,256
147. 1870 -- measles, nationwide --9,237
148. 1897 -- typhoid (enteric) fever, esp. NY/1.5K, OH/1.2K, MA/1.1K, IN/655, PA -->9,192
149. 1919 -- diphtheria , 31 reporting states, DC & PR, esp. CT, DC, IL, MI, NJ NY OH --9,160
150. 1918 -- typhoid fever, 33 Registration States, DC and Puerto Rico, esp. TX --9,100
151. 1801-02 -- smallpox, Natives, esp. Chinook, Omaha, Osage, esp. Central, Northwest-->9,090
152. 1870 -- whooping or “Hooping” cough, nationwide, esp. NY, IL, IN, OH, PA --9,008

**DISEASES, especially communicable/infectious, especially epidemics -- By Mortality cont.**

153. 1875 -- tuberculosis; data on Chicago/880, MI/1419, NYC/4172, Philly/2359 --8,830
154. 1946 -- influenza, infectious and parasitic diseases International List code 33 --8,783
155. 1900 -- smallpox, esp. MS/782, LA/708 NM/287 VA/263 AL/224 AR/195 TX/146 --8,484
156. 1860 -- whooping cough, nationwide, especially, NY, NC, OH, PA, and VA --8,408
157. 1964 -- tuberculosis, US death rate 4.3; esp. DC/12, AZ/9, AL/7.4, WV/7.2, TN/7.0 --8,303
158. 1925 -- typhoid & paratyphoid fever, 48 States, esp. KY/668, TN/653, LA/649 --8,287
159. 1880 -- measles, nationwide, especially GA, IL, IN, KS and MO --8,254
160. 2013 -- viral hepatitis, ICD-10 code B-15-B19, esp. OR/6.0 death rate, DC/5.9 --8,157
161. 1913 -- measles, US “registration area” (65.1%), esp. PA/1,578, NY/1,120, OH/679 --8,108
162. 2014 -- viral hepatitis, ICD-10 code B-15-B19, esp. DC, OR (5.3 death rate per 100,000) --8,081
163. 2012 -- viral hepatitis, ICD-10 code B-15-B19, esp. NM/99, AZ/291, CA/1,387 --8,062
164. 1925 -- diphtheria, esp. NY/1006, PA/973 IL/409 OH/392 MI/360, NJ/337 MA/334--8,058
  
165. 1965 -- tuberculosis, US death rate 4.1 per 100K; DC/12.7, AL/7.5, AZ/7.5, NM/6.6 --7,934
166. 1976 -- influenza, ICD-8 codes 470-474, death rate 3.6 per 100K, esp. NE/12.9 --7,877
167. 1960 -- influenza,<sup>156</sup> US death rate 4.4 per 100K; esp. AL/11.5, SC/11.2, MS/10.9 --7,872
168. 2011 -- viral hepatitis, ICD-10 code B-15-19 (death rate 2.5 per 100K), esp. DC (7.1) --7,850
169. 1920 -- measles, 34 registration states, esp. NY/1,177, PA/1,153, OH/750, IL/496<sup>157</sup> --7,712
170. 1947 -- influenza, infectious and parasitic diseases code 33 --7,664
171. 1966 -- tuberculosis, esp. NY/844, PA/589, CA/537, IL/410, TX/404, OH/340 --7,625
172. 2010 -- viral hepatitis, ICD-10 code B-15-19 (death rate 2.4 per 100K), esp. OK (4.9) --7,564
173. 1879 -- June-May 1880, meningitis, especially KY, NY, PA, MO and TN --7,481
174. 2015 -- viral hepatitis, ICD-10 code B15-B19, esp. DC (death rate 6.4 per 100,000) --7,461
175. 1963 -- influenza,<sup>158</sup> US death rate 3.8; SC/11.9, KY/11.6, WV/11, MS/10.9 TN/9.3 --7,083
176. 1968 -- influenza, ICD-8 codes 470-474/death rate 3.5 per 100K, esp. VE/15.0, NE/9.1 --7,062
177. 1882 -- smallpox, esp. Chicago/1292, Cincinnati/1249, PA/1111, Baltimore/551 -->7,056

<sup>156</sup> Distinct from the 58,931 pneumonia deaths (codes 490493) noted in the Table 1-V, p. 1-42.

<sup>157</sup> Based on death certificate data from 34 “registration states” as well as 17 cites in non-registration states of AL, GA, ND, OK, TX and WV, with an estimated population of 87,45,921 or 82.3% of total estimated U.S. and Hawaii territory population. AK was not a State. Other non-reporting states were AZ, AR, ID, IA, MN, NM, SD, and WY.

<sup>158</sup> Distinct from the 63,678 pneumonia deaths noted in the next column in Table 1-12.

178. 1916 -- July-Sep esp., polio, esp. NYC/NY (3,331), NJ (1,180), PA (414) --6,745->7,000

**DISEASES**, especially communicable/infectious, especially epidemics -- **By Mortality** cont.

179. 1925 -- whooping cough, esp. PA/648, NY/523, CA/481, OH/374, IL/315, MA/279 --6,948  
180. 1985 -- HIV AIDS, New York City (1,663), U.S. --6,903  
181. 1967 -- tuberculosis --6,901  
182. 1920 -- typhoid fever, esp. PA/503 KY/490 OH/435 TN/434 IL/380 NY/SC/379<sup>159</sup> --6,805  
183. 1873 -- Feb-Sep, cholera, esp. TN/>2K esp. Nashville/~1K, KY/~1K, St. Louis --5814-6,519  
184. 2017 -- influenza; death rate 2.0 per 100K pop.; esp. ME/5.2, MT/5.1, OR/4.9, WA/4.2--6,515  
185. 1858 -- June-Dec, yellow fever, esp. Charleston SC; Galveston, Indianola; New Orleans--4855--6,490  
186. 2016 -- viral hepatitis, ICD-10 code B15-B19, esp. DC (death rate 4.8 per 100K; US 2.0) --6,421  
187. 1812 -- Oct-Jun 1813 (esp.), Peripneumony/Lung fever (pneumonia), VT, esp. Burlington -4350-6400  
188. 1833 -- May-Aug (esp.), cholera, esp. KY/~2000, NOLA/1000, WV/OH/IN/TN/IL --6308-6,353  
189. 1900 -- scarlet fever, esp. PA/894, NY/812, TX/707, IL/643, MA/384, OH/334 --6,333  
190. 1870 -- diphtheria, nationwide --6,303  
191. 1968 -- tuberculosis, US death rate 3.2 per 100K, esp. DC/10.9, AZ/6.2, AL/6. WV/6. --6,292  
192. 2016 -- HIV AIDS, US death rate 1.9, DC/12.0, FL/4.2, LA/3.9 GA/3.4 MD/3.2 --6,160  
193. 1855 -- June-Nov, yellow fever, esp. New Orleans/2670; Norfolk/Portsmouth, VA/3K --6,059
194. 1969 -- influenza, ICD-8 codes 470-474/death rate 2.96 per 100K, esp. KS/6.6, SC/6., MT/6.--5,971  
195. 2020 -- influenza (distinct from 47,601 pneumonia deaths); death rate 1.8 per 100K --5,943  
196. 2019 -- influenza, esp. CA/560 TX/396 NY/336 lives lost; VT/4.3 OR/3.7 NE/3.3 death rate--5,902  
197. 1891 -- typhoid fever, esp. Chicago/2K, NY/1926, Philadelphia/683, NJ/695, DC --5,840  
198. 1931 -- diphtheria, especially children, especially AR, IL, KY and PA --5,738  
199. 2017 -- HIV, US death rate 1.75 per 100K, esp. DC/9.8, MS/3.8, FL/3.6, LA/3.5 --5,698  
200. 1952 -- influenza, esp. TX/433 PA/377 OH/335 AL/283 NC/248 VA/239 MO/226 --5,649  
201. 1864 -- Feb 24-Apr 17, 1865, diarrhea & dysentery, Union POW's, Andersonville, GA --5,605  
202. 1969 -- tuberculosis, US death rate 2.76 per 100K, esp. DC/9.6, AZ/6.0, AL/5.9 --5,567  
203. 2018 -- HIV; US death rate 1.66 per 100K, esp. DC/9.25, MS/4.15, LA/3.4 FL/3.3 --5,425  
204. 1850 -- whooping cough, esp. NY/649, OH/450, GA/385, AL/305, PA/288, SC/269 --5,280  
205. 1881 -- smallpox, esp. Philly/1336, Chicago/1180, NYC/503, Pittsburgh/448, HI/282 --5,275  
206. 2015 -- influenza (ICD-10 codes J09, J10.0, J10.1, J10.8, J11.0, J11.1, J11.8) --5,251  
207. 1970 -- tuberculosis, US death rate 2.56 per 100K, esp. DC/6.8 AL/5.0 WV/4.5 KY/4.3 --5,217  
208. 2020 -- HIV, US death rate 1.55, esp. DC/9.4, FL/3.1, MS/3.34, GA/3.1, MD/2.96 --5,155  
209. 1973 -- influenza, ICD-8 codes 470-74/death rate 2.4 per 100K, esp. ID/7.4 WY/7.4 WA/7.2 --5,131  
210. 1905 -- cerebrospinal meningitis epidemic, esp. NYC/1511-2025; also CT/NH/NJ/MA --5,114  
211. 1906 -- measles, nationwide --5,087  
212. 1948 -- influenza, 1948 ICD infectious and parasitic diseases code 33 --5,068  
213. 2019 -- HIV, US death rate 1.54 per 100K pop.; DC/10.0, FL/3.2, MD, 3.0, GA/2.7 --5,044  
214. 1735-1741 (esp. 1735-37), "throat distemper" (diphtheria),<sup>160</sup> esp. CT/ME/MA/NH --5,000

<sup>159</sup> Based on death certificate data from 34 "registration states" as well as 17 cites in non-registration states of AL, GA, ND, OK, TX and WV, with an estimated population of 87,45,921 or 82.3% of total estimated U.S. and Hawaii territory population. AK was not a State. Other non-reporting states were AZ, AR, ID, IA, MN, NM, SD, and WY.

<sup>160</sup> Referred to as throat distemper, and other names at the time, descriptions point to what was later named diphtheria. Scarlet fever occurred as well, with deaths, but sources indicate the major epidemic was diphtheria.

215. 1793 -- Aug–Nov, yellow fever epidemic, Philadelphia, PA --4,041-5,000

**DISEASES**, especially communicable/infectious, especially epidemics -- **By Mortality** cont.

216. 1972 -- influenza, ICD-8 codes 470-474/death rate 2.38 per 100K, esp. SD/8.9 ME/8.7 --4,986  
217. 1937 -- whooping cough, international list #9, Census Bureau. *Vital Statistics Pt. I* --4,981  
218. 2021 -- HIV, US death rate 1.50, esp. DC/7.46, FL/2.89, GA/2.76, MS/2.71, LA/2.7 --4,977  
219. 1907 -- whooping cough, Census Registration States and localities --4,856  
220. 1938 -- whooping cough, international list #9, Census Bureau. *Vital Statistics Part I* --4,778  
221. 2011-2012 (winter) -- estimated excess influenza & pneumonia Deaths --3,691-4,747  
222. 1852 -- cholera, esp. NY/1.3K, IL/1.2-1.3K, New Orleans/1K-1.3K, MO/~1K --4,381-4,736  
223. 1921 -- measles, especially children, nationwide --4,667  
224. 1898 -- typhoid, esp. June-Dec, Spanish War Army camps and civilians, esp. Philly->4,627  
225. 1931 -- whooping cough, year, especially children, esp. IL, KY, NY and PA --4,619  
226. 2014 -- influenza (ICD-10 codes J09, J10, J11), especially CA (457), TX (418) --4,605  
227. 1949 -- influenza (codes 480-483); pneumonia (codes 490-493) was 40,038 --4,602  
228. 1870 -- smallpox, nationwide --4,597  
229. 1871 -- smallpox, esp. Philadelphia/1,879, Cincinnati/1,179, NYC/805, Chicago/MI/NJ --4,505  
230. 1971 -- tuberculosis, US death rate 2.18 per 100K, esp. DC/5.8 AL/4.1 TN/3.5 AZ/3 --4,501  
231. 1914 -- measles; US state and local “registration area” (66.8% of pop.), esp. DE/AL --4,461  
232. 1958 -- influenza, esp. TX/415, AL/275, OH/260, TN/230, GA/206, MS/199, PA/199--4,442  
233. 1972 -- tuberculosis, US death rate 2.09 per 100K, esp. DC/4.8 DE/4.2 AL/3.9 NM/3.9--4,376  
234. 1912 -- Mar 24-Jun 8, pneumonia, Chicago, IL, NYC, NY --4,342  
235. 1907 -- scarlet fever, Census States and localities --4,309  
236. 1907 -- measles, Census States and localities --4,302  
237. 1975 -- influenza, ICD-8 codes 470-474, death rate 1.986 per 100K, esp. KS/6.317 --4,277  
238. 1912 -- measles, US “registration area” (~65% population), NYC (671) --4,240  
239. 1854 --Jun-Dec, yellow fever, esp. Jacksonville, Charleston, Galveston, NOLA, Savannah ~4,238  
240. 1978 -- influenza, ICD-8 codes 470-474, US death rate 1.8 per 100K, esp. ME/5.0, KS/4.7 --4,052  
241. 1920 -- scarlet fever, esp. PA/497, NY/474, OH/383, IL/370, MI/303, MA/218, DE<sup>161</sup> --4,004  
242. 1815-16, winter -- smallpox epidemic, Comanche Nation<sup>162</sup> -->4,000
243. 1874 -- scarlet fever, esp. NYC/879, Cincinnati/687, Brooklyn/479, Philly/461, VT --3,996  
244. 1936 -- malaria, international list #38, Census Bureau. *Mortality Statistics 1936* --3,943  
245. 1935 -- measles, international list #7, Census Bureau. *Mortality Statistics 1935* --3,907  
246. 1860 -- measles, especially NY, OH, MO and PA 3,809-3,900  
247. 1973 -- tuberculosis, US death rate 1.84 per 100K, esp. DC/5.0 TN/2.9 AL/2.8 WV/2.8 --3,875  
248. 1941 -- whooping cough, Census Bureau. *Vital Statistics, Part I, Mortality*, p. 350 --3,785  
249. 1906 -- tuberculosis, Philadelphia, PA --3,742  
250. 1970 -- influenza, ICD-8 codes 470-474/death rate 1.82 per 100K, esp. VT/7.6, ME/5.6, MS/5.2 --3,707  
251. 2013 -- influenza, ICD-10 codes J09-11, esp. SD (3.6) MT (3.5) ME (3.2) death rates --3,697

<sup>161</sup> Based on death certificate data from 34 “registration states” as well as 17 cites in non-registration states of AL, GA, ND, OK, TX and WV, with an estimated population of 87,45,921 or 82.3% of total estimated U.S. and Hawaii territory population. AK was not a State. Other non-reporting states were AZ, AR, ID, IA, MN, NM, SD, and WY.

<sup>162</sup> We note “greater than” 4,000 in that 4,000 is the estimated Comanche loss, whereas it has been written that the Kiowa, for example, lost to smallpox numbers in a ratio comparable to the Comanche.

252. 1873 -- July-Dec, yellow fever, esp. Memphis, AL, Pensacola, Louisville, LA, TX --3542-3584  
 253. 1984 -- HIV AIDS, New York City (952) --3,578  
 254. 1931 -- measles, especially children, especially IL and PA --3,576  
 255. 1920 -- dysentery, 33 registration states --3,574  
 256. 1930 -- malaria, nationwide, esp. AL, AR, FL, GA, LA, MS, OK, SC, TN, TX --3,572  
 257. 1974 -- tuberculosis, US death rate 1.65 per 100K, esp. DC/5.1, KY/2.8, TN/2.6 --3,513

**DISEASES, especially communicable/infectious, especially epidemics -- By Mortality cont.**

258. 1841 -- yellow fever, esp. FL & LA, esp. New Orleans, also Vicksburg, Charleston --3,498  
 259. 1909 -- tuberculosis, Philadelphia, PA --3,496  
 260. 1908 -- tuberculosis, Philadelphia, PA --3,490  
 261. 1962 -- influenza,<sup>163</sup> US death rate 1.8 per 100K; esp. NE/5, TN/5, MS/4.2, SC/4 --3,431  
 262. 1847 -- yellow fever, esp. New Orleans, also Galveston, Mobile, Pensacola, Vicksburg<sup>164</sup> ≥3,400  
 263. 1943 -- Jan-Dec, whooping cough, especially children, nationwide --3,368  
 264. 1975 -- tuberculosis, US death rate 1.55 per 100K, esp. DC/3.8, KY/2.74, TN/2.72 --3,333  
 265. 1851 -- esp. June-Aug, cholera, esp. St. Louis, IL, NOLA, Cincinnati, SD --3,314-3,322  
 266. 1952 -- polio, esp. IL/258, TX/≥240, MI/218 CA/217 MN/200 OH, IA/163 KY/132 NE ~3,300  
 267. 1938 -- measles, international list #7, Census Bureau. *Vital Statistics 1938*, Part I --3,296  
 268. 1904 -- cerebrospinal meningitis, esp. NYC/1,083-1,403, Hartford, CT/108 NJ/245 --3,284  
 269. 1906 -- epidemic Cerebro-spinal meningitis, esp. NY/1,117 (NYC/600), PA/385 --3,258  
 270. 1910 -- tuberculosis, Philadelphia, PA --3,190  
 271. 1920 -- malaria, esp. MS/683, LA/586, SC/487FL/344, NC/210 and TN/183<sup>165</sup> --3,136  
 272. 1883 -- smallpox, esp. New Orleans/1079 Baltimore/633 Cincinnati/189 Chattanooga/103--3,136  
 273. 1976 -- tuberculosis, US death rate 1.44 per 100K, esp. DC/4.0, NM/2.8, AL/2.6 --3,130  
 274. 1896 -- measles, esp. NYC/714, Brooklyn/333, Philadelphia/191, Cincinnati/100, CT-3,178  
 275. 1936 -- dysentery, international list #13, Census Bureau. *Mortality Statistics 1936* --3,122  
 276. 1936 -- typhoid fever, international list #1, Census Bureau. *Mortality Statistics 1936* --3,098  
 277. 1936 -- diphtheria, international list #10, Census Bureau. *Mortality Statistics 1936* --3,065  
 278. 1939 -- whooping cough, nationally, esp. AL, GA, IL, MS, NY, NC, PA, TX, VA --3,026  
 279. 1936 -- epidemic cerebrospinal meningitis, int. list #18, Census Bur. *Mortality Statistics* --3,020  
 280. 1819 -- yellow fever, esp. Charleston/Mobile/Natchez; most esp. New Orleans --2871-3019  
 281. 1981 -- influenza, US death rate 1.31 per 100K, esp. SD/4.2, IA/3.5, UT/3.3, VT/3.3 --3,006  
 282. 1804 -- epidemic, possibly cholera (or typhoid or plague) Natives, Oahu, Hawaii >3,000  
  
 283. 1850 -- measles, especially NY/505, OH/363, PA/316, VA/222, MO/189, IN/163 --2,988  
 284. 1937 -- dysentery, international list #13, Bureau of Census. *Vital Statistics Part I* --2,974  
 285. 1977 -- tuberculosis, US death rate 1.35 per 100K, esp. DC/4.24, TN/2.8, KY/2.2 --2,968  
 286. 1938 -- dysentery, international list #13, Census Bureau. *Vital Statistics 1938 Part I* --2,933  
 287. 1940 -- whooping cough, nationwide, especially TX and KY --2,926

<sup>163</sup> Distinct from the 56,564 pneumonia deaths noted in the next column in Table 1-12, p. 1-20..

<sup>164</sup> Was in at least 10 Louisiana locations other than New Orleans; also in six known locations other than Vicksburg in Mississippi; was in Memphis, TN, and Brazos, Houston and Matamoros, Texas. Mostly late summer and fall.

<sup>165</sup> Based on death certificate data from 34 "registration states" as well as 17 cites in non-registration states of AL, GA, ND, OK, TX and WV, with an estimated population of 87,45,921 or 82.3% of total estimated U.S. and Hawaii territory population. AK was not a State. Other non-reporting states were AZ, AR, ID, IA, MN, NM, SD, and WY.



288. 1978 -- tuberculosis, ICD-8 codes 010-019, esp. NY/283, CA/217, PA/185, IL/165 --2,914  
 289. 2016 -- influenza (ICD-10 codes J09, J10.0, J10.1, J10.8, J11.0, J11.1, J11.8) --2,905

**DISEASES, especially communicable/infectious, especially epidemics -- By Mortality, cont.**

290. 1950 -- influenza; separate from influenza with pneumonia/3,492 and pneumonia/40,523 --2,857  
 291. 1959 -- influenza,<sup>166</sup> esp. TX/191, TN/133, OH/126, NY/126 IN/119 MI/108 GA/104 CA--2,845  
 292. 1931 -- “epidemic cerebrospinal meningitis,”<sup>167</sup> especially IL, NY and PA --2,832  
 293. 1966 -- influenza (pneumonia deaths were 60,785), esp. CA/636, WA/154, OR/134 --2,830  
 294. 1944 -- cerebrospinal meningitis, nationwide, esp. CA, IL, MI, NJ, NY, OH, PA --2,812
295. 1875 -- smallpox, esp. New York City (1,899), Cincinnati (745), Philadelphia (54) --2,770  
 296. 1839 -- Jun-Oct, yellow fever, SC, FL, GA, TX, esp. Mobile, Natchez, New Orleans ~2,764  
 297. 1925 -- scarlet fever, esp. PA/343, IL/279, OH/252, MI/216, NY/191, MO/169 --2,762  
 298. 2009 -- diarrhoea and gastroenteritis of Infections origin (ICD-10 code A09) --2,756  
 299. 1955 -- influenza, esp. OH/187 AL/183 GA/181 TX/169 PA/154 TN/136 MS/106 --2,755  
 300. 2011 -- diarrhoea & gastroenteritis of Infections origin (ICD-10 code A09), esp. NJ --2,743  
 301. 1822 -- yellow fever, esp. late sum-fall, esp. NOLA/Marietta OH/NYC/Pensacola<sup>168</sup>-1,519-2,741  
 302. 2010 -- diarrhoea and gastroenteritis of Infections origin (ICD-10 code A09) --2,741  
 303. 1937 -- malaria, international list #38, Census Bureau. *Vital Statistics, Part I* --2,729  
 304. 1949 -- July-Nov esp., polio, esp., NY/320, IL246, MI/210, TX/183 NJ/180 CA/236--2,720  
 305. 1871 -- scarlet fever, esp. NYC/791, Baltimore/625, MI/696, MN/335, Philly/262 --2,709  
 306. 1980 -- influenza, US death rate 1.19 per 100K, esp. ND/4.3, MA/3.4, ME/3.3, MT/3 --2,702
307. 1954 -- influenza, esp. TX/228 AL/180 GA/162 PA/154 OH/143 TN/120 M0/104 --2,696  
 308. 2013 -- diarrhoea and gastroenteritis of infections origin (ICD-10 code A09) --2,669  
 309. 1936 -- whooping cough, international list #9, Census Bureau. *Mortality Statistics* --2,666  
 310. 1937 -- typhoid, international list #1, Census Bureau. *Vital Statistics 1938, Pt. I* --2,659  
 311. 1931 -- scarlet fever, especially children, especially IL --2,651  
 312. 1937 -- diphtheria, international list #10, Census Bureau. *Vital Statistics Part I* --2,637  
 313. 2012 -- diarrhoea and gastroenteritis of Infections origin (ICD-10 code A09) --2,610
314. 1938 -- diphtheria, international list #10, Census Bureau. *Vital Statistics Part I*, --2,556  
 315. 1931 -- malaria, esp. AL, AR, FL, GA, LA, MS, MO, SC, TN --2,536  
 316. 1942 -- whooping cough. Census Bureau. *Vital Statistics ...1942...Mortality* --2,536  
 317. 1797 -- yellow fever, New Design, MO, NYC, Philly, Providence, RI --2,502  
 318. 1865 -- smallpox, esp. NYC/≤664, Philly/524, SC/GA/FL Sea Islands/~800<sup>169</sup>--2,500-2,510  
 319. 1876 -- smallpox, 10 data-points, esp. Cincinnati/~930, SF CA/482, Philly/407, NYC/315--~2,500  
 320. 1900 -- June-Dec, measles/Flu epidemics, Native Alaskans, esp. western AK--~2000-2,500
321. 1936 -- scarlet fever, international list #8, Census Bureau. *Mortality Statistics 1936* --2,493  
 322. 1863 -- smallpox, esp. DC/700, Camp Chase OH, Fort Delaware DE, Baltimore/IL/PA-2.3K--2,490

<sup>166</sup> Distinct from the 52,195 pneumonia deaths (codes 490-493) noted in the Table 78, p. 406.

<sup>167</sup> “epidemic cerebrospinal meningitis,” is the name used for this malady in U.S. Census, *Mortality Statistics 1931*.

<sup>168</sup> Also includes 101 fatalities on the U.S. Frigate *Macedonian*, sailing in the Caribbean late Spring to mid-summer.

<sup>169</sup> This does not take into account hundreds of smallpox fatalities in military ranks and especially military prisons.

323. 2015 -- diarrhoea and gastroenteritis of Infections origin (ICD-10 code A09) --2,456  
 324. 1910 -- summer-fall esp., polio, esp. IA/161 MA/122 MN/97 NY/170 PA/269--1459--2,449  
 325. 1864 -- yellow fever, esp. New Bern NC/1,359, Charleston, SC/700, Galveston, NOLA --2,414  
 326. 2014 -- diarrhoea and gastroenteritis of Infections origin (ICD-10 code A09) --2,405  
 327. 1925 -- measles, 40 Registration states, esp. PA/503, MA/349, NY/323, IL/217, NJ/124 --2,404

**DISEASES, especially communicable/infectious, especially epidemics -- By Mortality cont.**

328. 1967 -- syphilis --2,381  
 329. 1938 -- malaria, international list #38, Census Bureau. *Vital Statistics, Part I* --2,378  
 330. 2016 -- diarrhoea and gastroenteritis of Infections origin (ICD-10 code A09) --2,361  
 331. 1850 -- smallpox, esp. OH/551, NY/276, MA/232, PA/208, KY/150, MD/144, IN/140- 2,352  
 332. 1938 -- typhoid, international list #1, Census Bureau. *Vital Statistics 1938, Pt. I* --2,349  
 333. 1880 -- diphtheria, NY, esp. children, esp. NYC & Brooklyn; elsewhere NY --1,805-2,303
334. 1965 -- influenza,<sup>170</sup> death rate 1.2 per 100K, esp. ME/5.0, KS/4.0, NE/3.6, VE/3.3 --2,295  
 335. 1941 -- measles, esp. children, esp. VA (170), GA (160), KY (158), SC (138), TN (133) --2,279  
 336. 1864 -- typhoid, Chicago/192, Philadelphia/648; typhus/typhoid, NYC/1,425 --2,265  
 337. 1937 -- epidemic cerebrospinal meningitis, int. list #18, Census. *Vital Statistics, Pt. I* --2,208  
 338. 1873 -- smallpox, esp. Boston/668, Baltimore/631, Chicago/515, NYC/117, Charleston/106 --2,201  
 339. 1974 -- influenza, ICD-8 codes 470-474, death rate 1.30 per 100K, esp. KS/3.48 --2,201  
 340. 1893 -- Dec-Jan 1894, epidemic influenza, NY --2,200
341. 1867 -- June-Dec, cholera, esp. St. Louis, New Orleans, KS/OK, Chicago, US Army--2,145  
 342. 1931 -- polio, esp. July-Oct (Aug peak), esp. NY, NJ, MI, MA, IL, CT, PA --2,139-2,144  
 343. 1961 -- influenza,<sup>171</sup> US death rate 1.2 per 100K; esp. AK/3.3, KS/ME/NE at 2.7 --2,137  
 344. 1925 -- malaria, esp. MS/426, FL/338, AL/306, LA/256, MO/189, SC/183, TN/155 --2,132  
 345. 1902 -- smallpox, esp. NJ/432, NYC/310, MA/283, Cleveland/233, Philly PA/231 --2,111  
 346. 1964-65 -- rubella (German measles), last major US rubella epidemic, esp. newborn --2,100
347. 1990 -- influenza, US death rate 0.84 per 100K; esp. NE//3.5; IA/3.1; ID/2.3; SD/2.3 --2,098  
 348. 1985 -- influenza, death rate 0.86 per 100K, esp. NE/4.1, MT/2.8, IA/2.6, KS/2.4, WY/2.2 --2,054  
 349. 1863 -- Sep-June 1865, diarrhea & dysentery, Confederate POWs, Point Lookout MD--2,050  
 350. 1865 -- typhus/typhoid NYC/1,075; typhoid/Chicago/190 and Philadelphia/773 --2,038  
 351. 1927 -- polio (acute), especially late summer and fall, especially children --2,013  
 352. 1979 -- tuberculosis, US death rate 0.89 per 100K, esp. DC/2.7, KY/1.7, MS/1.6 --2,007  
 353. 1709-10 -- smallpox epidemic, Native Americans, lower CA  $\geq$ 2,000  
 354. 1634-35 -- smallpox epidemic, Five Nations, especially Mohawks, Upper NY<sup>172</sup>  $\geq$ 2,000
355. 1592-96--measles epidemic, Seneca natives, central and western NY--100s, possibly 1000s  
 356. 1616 -- unknown epidemic Disease, Natives, esp. neat coasts of MA, ME, RI --thousands
357. 1939 -- diphtheria, esp. Jan-Mar, Sep-Dec, nationwide, esp. GA, IL, NC, TX, VA --1,997

<sup>170</sup> Distinct from the 61,903 pneumonia deaths noted in the next USPHS 1965 Mortality Data column in Table 1-14.

<sup>171</sup> Distinct from the 53,038 pneumonia deaths noted in the next column in Table 1-P, p. 1-32.

<sup>172</sup> We are assuming that if thousands died, then at least 2,000 must have died.

- 358. 1980 -- tuberculosis, US death rate 0.87 per 100K, esp. DC/4.21, SC, 1.79, AL/1.74 --1,978
- 359. 1989 -- tuberculosis, US death rate 0.80 per 100K, esp. DC/2.55; NY/1.63; LA/1.34 --1,970
- 360. 1947 -- whooping cough, Int. List No. 9 --1,954
- 361. 1988 -- influenza, US death rate 0.79 per 100K; esp. ID/3.7, IA/2.5, MT/2.6, SD/3.3 --1,943
- 362. 1981 -- tuberculosis, US death rate 0.84 per 100K, esp. AL/1.96, DC/1.57, FL/1.43 --1,937
- 363. 1837 -- Aug-Nov, yellow fever epidemics, Mobile AL; New Orleans LA; Natchez MS-1550-1,930
- 364. 1944 -- measles, especially Jan-June, nationwide, esp. CA, GA, OH, PA, TX --1,923
- 365. 1939 -- typhoid, international list #1, Census Bureau. *Vital Statistics 1939*, Part I --1,922
- 366. 1988 -- tuberculosis, US death rate 0.78 per 100K, esp. DC/2.05, NY/1.61, HI/1.48 --1,921
- 367. 1943 -- dysentery, Bureau of Census. *Vital Statistics...1943...II...Mortality*, p.192 --1,909
- 368. 1950 -- polio, esp. Jul-Nov (1,611 deaths), esp. CA, IL, MI, NY, OH, PA, TX --1,904

**DISEASES, especially communicable/infectious, especially epidemics -- By Mortality cont.**

- 369. 1948 -- polio, esp. CA/365, MN/196, TX/190, NC/143, WI/92, SD/90 OH/87 IA/76--1,895
- 370. 1942 -- dysentery. Census Bureau. *Vital Statistics...US 1942 -- Part II...Mortality* --1,877
- 371. 1855 -- May-Aug, cholera, IL//KS/KY/MO/OH/WI, esp. New Orleans/883 --1,797-1,869
- 372. 1944 -- whooping cough, nationwide, especially NC, VA, TX, SC, KY, MS --1,878
- 373. 1946 -- July-Nov esp., polio, esp. MN/216, IL/185, TX/102, CA/99, MO/97, KS/91 --1,845
- 374. 1986 -- influenza, US death rate 0.76 per 100K, esp. VT/3.9 ME/3.59 MN/3.2 ND/2.84 --1,838
- 375. 1868 -- June-Dec, smallpox, esp. San Francisco/960, Cincinnati/649, Chicago/150 -->1,825
- 376. 1937 -- scarlet fever, international list #8, Census Bureau. *Vital Statistics 1938, Pt. I* --1,824
- 377. 2005 -- influenza, ICD-10 codes J09-11; US death rate 0.613 per 100K; esp. SD (4.513) --1,812
- 378. 1990 -- tuberculosis, US death rate 0.73 per 100K, esp. DC/1.97; NY/1.63; MS/1.48 --1,810
- 379. 1982 -- tuberculosis, US death rate 0.78 per 100K, esp. DC/2.83, AL/1.63, TN/1.4 --1,807
- 380. 1800 -- yellow fever, esp. Baltimore, Charleston SC, Norfolk, Providence RI--1,509-1,806
- 381. 1764-65 -- smallpox, esp. Iroquois, Shawnee, Lenape, Creek, Choctaw, Chickasaw >1,800
  
- 382. 2003 -- influenza, ICD-10 codes J09-11; US death rate 0.618 per 100K; esp. ND (2.661) --1,792
- 383. 1986 -- tuberculosis, death rate 0.74 per 100K, esp. DC/1.72, DE/1.43, NY/1.34 --1,782
- 384. 1983 -- tuberculosis, US death rate 0.76 per 100K, esp. DC/3.63, AL/1.6, LA/1.2 --1,779
- 385. 2008 -- influenza, ICD-10 codes J09-11; US death rate 0.57 per 100K; esp. SD (2.13) --1,772
- 386. 1870 -- typhus, nationwide, especially IL, IN, NY, and PA --1,770
- 387. 2000 -- influenza, ICD-10 codes J09-11.8; US death rate 0.63 per 100K; esp. SD (3.05) --1,765
- 388. 1939 -- malaria, esp. May-Nov, especially AL, AR, FL, GA, LA, MS, SC, TX --1,761
- 389. 1987 -- tuberculosis, US death rate 0.72 per 100K, esp. DC/2.82, AL/1.54, NY/1.5 --1,755
- 390. 1894 -- smallpox, esp. Chicago/1033, WI/325, esp. Milwaukee/244; NY/147 --1,752
- 391. 1985 -- tuberculosis, US death rate 0.74 per 100K, esp. DC/3.46, GA/1.34, AL/1.23 --1,752
- 392. 1984 -- tuberculosis, US death rate 0.73 per 100K, esp. DC/3.62, AL/1.57, NY/1.21 --1,729
- 393. 1945 -- cerebrospinal (meningococcus) meningitis (code 6 communicable disease) --1,728
- 394. 1998 -- influenza, ICD-9 code 487.0; US death rate 0.62 per 100K; esp. MT (6.72) --1,724
- 395. 1911 -- typhoid fever, PA --1,716
- 396. 1991 -- tuberculosis, US death rate 0.68 per 100K, esp. DC/2.32. NY/1.62; AR/1.17 --1,713
- 397. 1992 -- tuberculosis, US death rate 0.66 per 100K, esp. NY, 1.38; MS, 1.33 --1,705
  
- 398. 1834 -- ~Jul-Nov, cholera, esp. Baltimore, Cleveland, Detroit, Rochester; esp. NYC~1,693

399. 1964 -- influenza,<sup>173</sup> US death rate 0.9 per 100K, esp. MT/4.0 WA/3.8 NE/3.6 ND/3.1 --1,687  
 400. 1862 -- yellow fever, esp. Wilmington NC/>653; TX coast/≥328; Key West --1,131-1,679  
 401. 1999 -- influenza, ICD-10 codes J09-11.8; US death rate 0.597 per 100K; esp. SD/4.913 --1,665  
 402. 1993 -- tuberculosis (US death rate 0.63 per 100K), esp. DC/2.51 and NY/1.16 --1,631

**DISEASES, especially communicable/infectious, especially epidemics -- By Mortality, cont.**

403. 1921 -- polio (acute), esp. late summer-fall, esp. children, esp. NY, IL, WA, MI --1,597  
 404. 1989 -- influenza, US death rate 0.64 per 100K; esp. IA/2.38, MT/2.1, ND/2.17, OR/2.0 --1,593  
 405. 2009 -- influenza (avian), ICD-10 code J09 (US death rate 0.5 per 100K) esp. MT (1.3) --1,557  
 406. 1951 -- polio, especially July-Nov, especially CA, IL, TX --1,551-1,555  
 407. 1847 -- typhoid and typhus, New York City (1,396), typhus, New Orleans (154) --1,550  
 408. 2011 -- influenza, ICD-10 codes J09-11 (US death rate 0.5), esp. SD (2.3 per 100K) --1,532  
 409. 1848 -- typhus and typhoid, New Orleans, LA/372, NYC/953, South Philly/205 --1,530  
 410. 1925 -- polio, esp. late Sum.-fall, esp. children, esp. NY/208, CA/149, MN/140 --1,519  
 411. 1971 -- influenza, ICD-8 codes 470-474/death rate 0.73 per 100K, esp. ME/2.9, NE & WA/1.9--1,504  
 412. 1937 -- measles, international list #7, Census Bureau. *Vital Statistics 1938*, Part I --1,501  
 413. 1689-90 -- smallpox, New England and NY, settlers and natives ≥820-1,500  
 414. 1983 -- HIV AIDS, New York City (425), U.S. --1,500
415. 1877 -- smallpox, 7 data pts., esp. New Orleans/1.1K; Philadelphia/155; Cincinnati/56 --1,496  
 416. 1914 -- diphtheria and croup, NYC, NY --1,489  
 417. 1843 -- July-Nov, yellow fever, esp. Mobile AL (240-750), New Orleans (487-700)--758-1481  
 418. 1994 -- tuberculosis, ICD-9 code 010-018, death rate 0.56 per 100K, esp. DC, 1.86 --1,478  
 419. 1967 -- influenza --1,475  
 420. 1937 -- polio (acute), especially late summer and fall, especially children --1,461  
 421. 1903 -- smallpox, especially PA/747, IN/195, IL/135, OH/134, Rochester NY/24 --1,457  
 422. 1940 -- diphtheria, Census Bureau. *Vital Statistics Part II, 1940, Mortality*, p. 210 --1,457  
 423. 1953 -- polio, especially CA, IL, MI, and NY --1,450  
 424. 1940 -- typhoid fever, Census Bureau. *Vital Statistics, Part II, 1940, Mortality*, p.210 --1,443  
 425. 1940 -- malaria, especially AL, AR, GA, MS, SC and TX --1,442  
 426. 1949 -- dysentery, infectious, all forms (codes 045-048) --1,440  
 427. 1983 -- influenza, US death rate 0.61 per 100K, esp. ME/3.9, MT/3.2, MN/2.7 --1,431  
 428. 1803 -- yellow fever epidemic, July 18-Oct, Charleston, SC, NY, VA, Philadelphia --1,403
429. 1864 -- July to June 1865, diarrhea and dysentery, Confederate POWs. Elmira, NY --1,394  
 430. 1954 -- polio, acute; esp. TX/138 & CA/119; 33 other states double digit deaths --1,389  
 431. 1928 -- polio (acute), especially late summer and fall, especially children --1,381  
 432. 1944 -- polio (acute), especially July-Nov (1,070 deaths), esp. NY, OH and PA --1,381  
 433. 1930 -- polio (acute), especially late summer and fall --1,370  
 434. 1799 -- yellow fever, esp. Charleston SC, NYC, Philadelphia, *Delaware & Greene* --1,356  
 435. 1851 -- typhus/typhoid, NYC/1,103, New Orleans/typhus/228, Chicago/typhoid/10 --1,341  
 436. 1995 -- tuberculosis, ICD-9 code 010-018, death rate 0.5 per 100K, esp. DC, 1.89 --1,336  
 437. 1820 -- May-Dec, yellow fever, Savannah GA/New Orleans/NYC/Philadelphia --1,335  
 438. 1913 -- diphtheria, NYC, NY --1,333

<sup>173</sup> Distinct from the 51,764 pneumonia deaths noted in the next column in Table 1-14.

- 439. 1912 -- typhoid, Pennsylvania --1,310
- 440. 1946 -- measles, International List infectious and parasitic diseases code 35 --1,310
- 441. 1977 -- influenza, ICD-8 codes 470-474, US death rate 0.59 per 100K, esp. AL/1.98--1,304
- 442. 1942 -- measles. Census Bureau. *Vital Statistics of US 1942 -- Part II...Mortality* --1,302
- 443. 1943 -- measles, especially children --1,301
- 444. 1863 -- diphtheria, Vermont -->1,300

**DISEASES, especially communicable/infectious, especially epidemics -- By Mortality cont.**

- 445. 1862 -- Feb-Jun 1865 (41 mo.), pneumonia/pleurisy, Confederate POWs, Camp Douglas IL- 1,296
- 446. 1876 -- yellow fever, Savannah (also Brunswick), GA; also New Orleans & Baltimore --1,293
- 447. 1941 -- diphtheria, Census Bureau. *Vital Statistics, Part I, Mortality*, p. 150 --1,293
- 448. 1880 -- smallpox, esp. TX/517, Philadelphia/429, Camden NJ/47 Chicago/43, NY --1,281
- 449. 1911 -- diphtheria and croup, NYC, NY --1,281
- 450. 1915 -- diphtheria, NYC, NY --1,278
- 451. 1942 -- diphtheria. Census Bureau. *Vital Statistics...US 1942 -- Part II...Mortality* --1,273
- 452. 1860 -- smallpox, esp. MA/473, NY/ 303, OH/135, PA/87, ME/56, VA/24 --1,263-1,271
- 453. 1936 -- measles, international list #7, Census Bureau. *Mortality Statistics 1936* --1,267
- 454. 1946 -- diphtheria, infectious diseases International List No. 10 --1,259
- 455. 1946 -- cerebrospinal (meningococcus) meningitis infections (Int. List No. 6) --1,257
- 456. 1946 -- whooping cough, International List No. 9 --1,241
- 457. 1817 -- June-Dec, yellow fever, esp. Charleston SC, Natchez MS, New Orleans--1,208-1,233
- 458. 1994 -- influenza, US death rate 0.47 per 100K; esp. SD/2.6; MT/1.7; IA/ 1.5; NE/1.22--1,229
- 459. 1938 -- scarlet fever, international list #8, Census Bureau. *Vital Statistics 1939*, Pt. I --1,206
- 460. 1996 -- tuberculosis, ICD-9 code 010-018, death rate 0.45 per 100K, esp. DC, 1.92 --1,202
  
- 461. 1943 -- diphtheria, infectious diseases International List No. 10 --1,196
- 462. 1945 -- polio (acute), especially July-Nov (Sept. peak) --1,186
- 463. 1917 -- polio, especially Jun-Sep, Census registration area (27 States, some cities) ≥1,182
- 464. 1941 -- malaria. Census Bureau. *Vital Statistics, Part I, Mortality*, p. 150 --1,178
- 465. 1939 -- measles, international list #35, Census Bureau. *Vital Statistics 1939*, Pt. I --1,174
- 466. 1997 -- tuberculosis, ICD-9 code 010-018, death rate 0.43 per 100K, esp. HI, 0.99 --1,166
- 467. 1848 -- Dec, cholera, New Orleans, also MS Riv., Paducah KY, NYC, Port Lavaca TX --1,159
- 468. 1943 -- polio (acute), especially late summer and fall, especially children --1,151
- 469. 1829 -- yellow fever, esp. FL, Mobile AL/130; Natchez MS/90; New Orleans LA/900 --1,146
- 470. 1948 -- whooping cough --1,146
- 471. 1991 -- influenza, US death rate 0.45 per 100K; esp. NE/2.38, ND/1.73, IA/1.54 --1,137
- 472. 1905 -- May 21-Nov, yellow fever, esp. LA (esp. New Orleans/455), Pensacola, MS --1,131
- 473. 1912 -- diphtheria, NYC, NY --1,125
- 474. 1950 -- whooping cough, code 056 of 6<sup>th</sup> rev. of international lists, 1948 (US PHS) --1,118
- 475. 2012 -- influenza, ICD-10 codes J09-11; US death rate 0.4; SD, 2.5 per 100K --1,106
- 476. 1998 -- tuberculosis, ICD-9 code 010-018, death rate 0.40 per 100K, esp. LA, 0.72 --1,112
- 477. 2004 -- influenza, ICD-10 codes J09-11; US death rate 0.376 per 100K; esp. ME (1.827) --1,100
  
- 478. 1984 -- influenza, US death rate 0.46 per 100K, esp. MT, 2.3, OR/1.7, WA/1.4, AR/1.3 --1,096
- 479. 1925 -- meningococcal meningitis, esp. NY/148, PA/79, IL/56, OH/53, MA/51 --1,095

480. 1872 -- cerebral spinal meningitis, MA (esp. Boston), NYC, PA (esp. Philly) --1,090  
 481. 1901 -- smallpox, esp. NY/436 (Bronx/312), PA/202 (Philly/178), NJ/139 (Newark/71) --1,085  
 482. 1912 -- polio, acute anterior, code 63; Census "registration area" was 63.2% of pop. --1,081  
 483. 1772 -- measles epidemics, Charleston, SC (800-900), Philadelphia, PA (180) --980-1,080  
 484. 1924 -- polio (acute), especially late summer and fall, especially children --1,079  
 485. 1948 -- dysentery, infectious and parasitic diseases ICD code 27 --1,078  
 486. 1879 -- diphtheria, MN (955) and Hudson County, NJ (120)<sup>174</sup> --1,071  
 487. 1911 -- polio, US registration area (63.1%), esp. OH/137, NY/101, PA/93, IN/69, KY/61 --1,060  
 488. 1852 -- smallpox, Nevada City, CA natives, NYC (407-516), Philadelphia/427 --943-1,052  
 489. 1993 -- influenza, US death rate 0.40 per 100K; esp. ID 2.62; VE 2.42; MT 1.54; OR 1.37--1,044  
 490. 1955 -- polio (acute); all States, esp. MA/168 (Boston ~200), WI/166, NY/77, TX/76 --1,043  
 491. 1935 -- polio (acute), especially late summer-and fall, especially children --1,040  
 492. 1870 -- May-Dec, yellow fever, esp. New Orleans/587 Mobile/173 Brunswick, GA --1,038  
 493. 1899 -- typhoid fever epidemics/outbreaks, Greensboro, NC; PA, esp. Philadelphia --1,026  
 494. 1940 -- polio, nationwide, especially IL, IN, IA, KS, MI, OH and WV --1,026  
 495. 1938 -- epidemic cerebrospinal meningitis, international list #18, *Vital Statistics*, Pt. I --1,024  
 496. 1941 -- typhoid fever, Census Bureau. *Vital Statistics, Part I, Mortality*, p. 150 --1,022  
 497. 1992 -- influenza, US death rate 0.39 per 100K; esp. ME/1.94; MT/1.21; WV/1.27 --1,006  
 498. 1721 -- May-Apr 1722, smallpox, Mass. Bay Colony, esp. Boston & Charlestown--957-1004  
 499. 1633-1634 -- smallpox epidemic, New England Natives, Plymouth Colonists, MA -->1,000  
 500. 1662-63 -- smallpox, NY Iroquois Confederacy, Fort Orange, NY, Dutch settlers -->1,000  
 501. 1677-78 -- smallpox epidemic, Massachusetts Bay Colony, esp. Boston & vic. --750-1,000  
 502. 1833 -- Early Aug-early Nov, yellow fever epidemic, New Orleans, LA --1,000

**DISEASES, especially communicable/infectious, especially epidemics -- By Mortality, cont.**

503. 1731 -- smallpox epidemics, New York City (548-700) and Philadelphia (288) --836-988  
 504. 1796 -- yellow fever, esp. Charleston, SC/300, New Orleans/250-400; Wilmington, NC/150--836-986  
 505. 1942 -- cerebrospinal meningitis. US Census. *Vital Statistics...1942...Mortality*. -- 981  
 506. 1961 -- hepatitis, infectious -- 976  
 507. 1848 -- yellow fever, Mobile AL~76, New Orleans/850-872, NY Marine Hosp./12 --937-960  
 508. 1951 -- whooping cough/pertussis, esp. TX/110, GA/86, MS/72, NC/52 VA/48 AL/45--960  
 509. 1864 -- Feb-June 1865 (17 mo.), pneumonia/pleurisy, Confederate POWs, Camp Chase OH--954  
 510. 1946 -- dysentery, infectious and parasitic diseases International List code 27 -- 952  
 511. 1949 -- measles (code 085); PHS, *Vital Statistics...[US] 1949, Part II...Mortality* -- 949  
 512. 1849 -- Aug-Dec, yellow fever, Charleston SC/125, Mobile AL/50, New Orleans/737 --912-944  
 513. 1760 -- smallpox epidemic, Charleston SC (as well as undocumented Native deaths) --730-940  
 514. 1952 -- dysentery, infectious, all forms (codes 045-048), esp. TX/249, MS/71, KY/61 GA/46--939  
 515. 1960 -- hepatitis, infectious -- 938  
 516. 1876 -- smallpox, Cincinnati, OH -- 934  
 517. 1999 -- tuberculosis, ICD-10 code A16-19, death rate 0.333 per 100K, esp. NM, 0.608 -- 930  
 518. 1947 -- cerebrospinal (meningococcus) meningitis infections (Int. List No. 6) -- 917  
 519. 1949 -- meningococcal infections (code 057); *Vital Statistics...[US] 1949, Part II* -- 917  
 520. 1851 -- smallpox, esp., NYC/562-586, Philly/316; Augusta GA/7, Chicago/5 --895-909  
 521. 1875 -- croup and diphtheria, MI (374) and Hudson County, NJ (533) -- 907

<sup>174</sup> There is a 7-month overlap in the June 1879-May 1880 U.S. Census diphtheria count.

522. 1756 -- smallpox epidemic, Philadelphia -- 900

**DISEASES, especially communicable/infectious, especially epidemics -- By Mortality cont.**

523. 1948 -- measles, 1948 ICD infectious and parasitic diseases code 35 -- 888  
524. 1953 -- dysentery, infectious, all forms (codes 045-048), esp. TX/268, MS/52, GA/41-- 886  
525. 1932 -- polio (acute), especially late summer and fall, especially children -- 885  
526. 1966 -- meningococcal infections, esp. CA/109, TX/59, OH/50, NY/40, NC/38 -- 876  
527. 1948 -- cerebrospinal (meningococcus) meningitis infections (code 6, ICD 1, 1948) -- 873  
528. 1947 -- dysentery, infectious and parasitic diseases Int. List code 27 -- 869  
529. 1913 -- polio, acute, esp. June-Sep (Sep peak), US "registration area" (65.1% pop.) -- 864  
530. 1939 -- cerebrospinal meningitis, int. list #6, Census Bureau. *Vital Statistics 1939*, Pt. I--863  
531. 1850 -- Jan-Oct, yellow fever, esp. Jefferson/Orleans Parishes/New Orleans, LA and SC<sup>175</sup>--862  
532. 1942 -- malaria. Census Bureau. *Vital Statistics...1942 -- Part II...Mortality* -- 861  
533. 1939 -- scarlet fever, international list #8, Census Bureau. *Vital Statistics 1939*, Pt. I-- 853  
534. 1870 -- scarlet fever, primarily children, MI -- 852  
535. 1934 -- polio (acute), especially late summer and fall, especially children -- 852  
536. 1926 -- polio (acute), especially late summer and fall, especially children -- 851  
537. 1923 -- polio (acute), especially late summer and fall, especially children -- 850  
538. 1809 -- yellow fever, esp. Brooklyn/NYC (42); New Orleans (civilian/military; ~800), LA-- 850  
539. 2006 -- influenza, ICD-10 codes J09-11; US death rate 0.285 per 100K; esp. VE (1.605)-- 849  
540. 1796 -- scarlet fever epidemic (especially children), Marblehead, MA and esp. VT --681-846  
541. 1967 -- hepatitis, infectious -- 844  
542. 1947 -- encephalitis, acute infectious, Int. List infectious diseases code 37 -- 830  
543. 1837 -- scarlet fever, Boston, MA, New York City, NY, Philadelphia, PA -- 823  
544. 1929 -- polio (acute), especially late summer and fall, especially children -- 812  
545. 1805 -- yellow fever, esp. NYC/270-340, Philly/300-400, Providence, RI/10, SC/≤59 --750-809  
546. 1941 -- polio (acute), especially late summer and fall, especially children -- 807  
547. 1795 -- July 19–Oct 12, yellow fever epidemic, NY City; Providence, RI (45) --745~800  
548. 1869 -- smallpox epidemic, Gros Ventre natives, Montana Territory --700~800
549. 1947 -- diphtheria, infectious diseases Int. List No. 10 -- 799  
550. 1933 -- polio (acute), especially late summer and fall, especially children -- 797  
551. 1922 -- polio (acute), especially late summer and fall, especially children -- 790  
552. 1879 -- June-Dec, yellow fever, Forest City, AR, Louisiana, MS, Memphis, TN --682-786  
553. 1864 -- cerebral spinal meningitis epidemic, Carbondale & Philadelphia PA -- 784  
554. 2002 -- tuberculosis, ICD-10 code A16-19, death rate .273 per 100K, esp. AR, .443 -- 784  
555. 1936 -- polio (acute), especially late summer and fall, especially children -- 780  
556. 2000 -- tuberculosis, ICD-10 code A16-19; death rate 0.276 per 100K, esp. LA, 0.559 -- 776  
557. 1864 -- July-June 1865 (12 mo.), pneumonia/pleurisy, Confederate POWs, Elmira, NY-773  
558. 1939 -- polio (acute), especially late summer and fall, especially children -- 773  
559. 1920 -- polio (acute), especially late summer and fall (33 "registration states) -- 769  
560. 2001 -- tuberculosis, ICD-10 code A16-19, death rate 0.268 per 100K, esp. DC, 1.741 -- 764  
561. 1861 -- smallpox outbreak, Philadelphia, PA -- 758  
562. 1854 -- smallpox, esp. Charleston SC/59, Chicago/12, Jacksonville FL/~15, NYC/624, Philly/40-- 750

<sup>175</sup> Seventh Census data supplemented by addition of at least 97 yellow fever deaths in New Orleans Aug-Sep.

563. 1919 -- polio (acute). Especially late summer and fall, especially children -- 747  
 564. 1824 -- smallpox, NYC, NY, Philadelphia, PA, Sandusky, OH --740-745  
 565. 1852 -- yellow fever, Charleston, New Orleans, Savannah -- 745  
 566. 1996 -- influenza, ICD-9 code 487; US death rate 0.276 per 100K; esp. SD (1.616) -- 745  
 567. 1911 -- scarlet fever, NYC, NY -- 741  
 568. 1911 -- Oct-June 8, 1912, meningitis epidemic, esp. TX , OK, MO -- 740  
 569. 1949 -- whooping cough, Public Health Service. *Vital Statistics...[US] 1949, Part II*-- 727  
 570. 1982 -- influenza, US death rate 0.31 per 100K, esp. NE/1.78, SD/1.74, ND/1.34 -- 727  
 571. 2002 -- influenza, ICD-10 codes J09-11; US death rate 0.253 per 100K; esp. SD (2.237) -- 727  
 572. 1914 -- polio (acute anterior), esp. late sum.-fall, esp. children, esp. NY/88, PA/65, VT/54--720  
 573. 1997 -- influenza, ICD-9 code 487.0; US death rate 0.26 per 100K; esp. KS (0.99) -- 720  
 574. 1941 -- cerebrospinal meningitis -- 713  
 575. 1864 -- smallpox, Fort Alton IL, Chicago/283, Philly/260, Northern VA/112, SC, DC-- 712  
 576. 2003 -- tuberculosis, ICD-10 code A16-19, death rate 0.25 per 100K, esp. LA, 0.49 -- 711  
 577. 1925 -- smallpox, esp. MN/196, WI/134, CA/59, NJ/48, OH/47, IA/42, PA/29, IL/23-- 709  
 578. 1965 -- hepatitis, infectious, US death rate 0.4 per 100,000 population -- 707  
 579. 1940 -- measles, international code number 35. Census Bureau. *Vital Statistics 1940*-- 706

**DISEASES**, especially communicable/infectious, especially epidemics -- **By Mortality** cont.

580. 1862 -- Feb-June 1865, diarrhea & dysentery, Confederate POWs, Camp Douglas, IL-- 698  
 581. 1940 -- cerebrospinal meningitis, Census Bureau. *Vital Statistics II, 1940, Mortality*, 210-- 694  
 582. 1881 -- typhoid fever, Birmingham AL, Washington DC, Minneapolis, NYC -- 692  
 583. 1848 -- smallpox, esp. New York City, NY/585 and Philadelphia, PA/100 -- 691  
 584. 1915 -- polio, esp. late summer-fall, US registration area (67-1% pop.) esp. children -- 691  
 585. 1951 -- measles, esp. TX/102, KY/43, OH/39, CA/37, IL/31, MO/30, PA/26, OK/25-- 688  
 586. 1940 -- scarlet fever, Census Bureau. *Vital Statistics, Part II, 1940, Mortality*, p.210 -- 668  
 587. 1911 -- measles, NYC, NY -- 659  
 588. 2004 -- tuberculosis, ICD-10 code A16-19, death rate 0.22 per 100K, esp. KY, 0.36 -- 657  
 589. 1809 -- disease/illness, May-Feb 1810, U.S. Army, MS -- 656  
 590. 1954 -- dysentery, infectious, all forms (codes 045-048), esp. TX/172 and MS/61 -- 655  
 591. 2006 -- tuberculosis, ICD-10 code A16-19, death rate 0.22 per 100K, esp. AR/.35, LA/.33 -- 652  
 592. 2005 -- tuberculosis, ICD-10 code A16-19, death rate 0.22 per 100K, esp. LA, 0.39 -- 648  
 593. 1863 -- Aug-Jun 1865, diarrhea & dysentery, Confederate POWs, Fort Delaware, DE-- 644  
 594. 1946 -- encephalitis, acute infectious, International List infectious diseases code 37 -- 642  
 595. 1967 -- meningococcal infections -- 635  
 596. 1948 -- diphtheria, infectious diseases code 10 -- 634  
 597. 1987 -- influenza, death rate 0.26 per 100K; esp. NE/1.02 (16), SD/1.29 (9), VE/1.11 (6) -- 632  
 598. 1915 -- measles, NYC, NY -- 630  
 599. 1952 -- measles, 24 states double digits, esp. PA/49, NY/48, AL&TN/40 IN&KY/30 IL/25-- 621  
 600. 1982 -- HIV AIDS, U.S. -- 618  
 601. 1912 -- scarlet fever, NYC, NY -- 615  
 602. 1823 -- July-Nov 1, yellow fever, Key West/>32, Natchez, MS/337, New Orleans/239-->613  
 603. 2021 -- influenza (distinct from 41,309 pneumonia deaths); death rate 0.18, esp. TN/0.60-- 608  
 604. 1995 -- influenza, ICD-9 code 487.0; US death rate 0.23 per 100K; esp. WV, 1.32 -- 606  
 605. 1979 -- influenza, US death rate 0.27 per 100K, esp. ID/1.18, NE/1.15, KS/.98, WA/.85 --604



606. 2021 -- tuberculosis, ICD-10 codes A16-A19, esp. CA/106, TX/58, FL/36, NY/36, VA/22--602  
 607. 1835 -- Apr-Aug, cholera, esp. Madison, IN; KY, esp. Russellville; New Orleans, TN --590-601  
 608. 1759 -- smallpox epidemic, Philadelphia, PA -- 600  
 609. 2020 -- tuberculosis, ICD-10 codes A16-A19, esp. CA/119, TX/66, NY/36, FL/30 -- 600

**DISEASES, especially communicable/infectious, especially epidemics -- By Mortality, cont.**

610. 1853 -- cholera, New Orleans, LA (554-585); Choctaw on Arkansas Riv., OK/14--568-599  
 611. 1863 -- Nov 23-Mar 27 1865 (16 mo.), dysentery,<sup>176</sup> Union POWs, Prison Hosp., Danville VA-592  
 612. 1844 -- yellow fever, esp. Galveston TX (400); Mobile AL (40); New Orleans LA (148)--590  
 613. 2008 -- tuberculosis, ICD-10 code A16-19, death rate 0.19; esp. MS (above avg. rate) -- 585  
 614. 1873 -- scarlet fever, especially children, MI -- 580  
 615. 1947 -- polio -- 580  
 616. 1949 -- diphtheria, code 055 -- 574  
 617. 1702 -- summer to late fall, yellow fever epidemic, New York City, NY --500-570  
 618. 1948 -- encephalitis, acute infectious (viral), 1948 ICD infectious diseases code 37 -- 570  
 619. 1752 -- early in year through at least summer, Small-Pox epidemic, Boston, MA --535-569  
 620. 1909 -- polio (acute), especially MA (74), MN (30) and NE (135) ND (19) -- 569  
 621. 2010 -- tuberculosis, ICD-10 Code A16-19, esp. AL, CA, KY, TX (above avg. death rate)--569  
 622. 1956 -- polio/acute, 15 states in double-digits, esp. TX/76, IL/71 CA/62 NY/29 WI/26--566  
 623. 1872 -- scarlet fever, especially children, MI -- 565  
 624. 1802 -- yellow fever, Wilmington DE, MD, MA, Philadelphia, NH, SC -- 561  
 625. 1942 -- polio, especially late summer and fall, especially children -- 561  
 626. 1949 -- hepatitis, infectious (code 092); PHS. *Vital Statistics... 1949...Mortality* -- 560  
 627. 2013 -- tuberculosis, ICD-10 Code A16-A19, especially CA (133) and TX (61) -- 555  
 628. 2007 -- tuberculosis, death rate 0.184 per 100K, esp. TN/.389 above avg. death rate -- 554  
 629. 1950 -- hepatitis, infectious, code 092, 6<sup>th</sup> rev. of International Lists/1948, US PHS -- 552  
 630. 1958 -- measles, esp. TX/50, OH/36, IL/34, NY/NC/PA/28 each, KY, 23, IN/20 -- 552
631. 1888 -- July-Dec, yellow fever epidemic, FL esp. Jacksonville/430; Decatur AL/35 -- 546  
 632. 2018 -- tuberculosis, ICD-10 codes A16-A19, esp. CA/100, TX/50, NY/39, FL/38 -- 542  
 633. 2011 -- tuberculosis, ICD-10 Code A16-A19, esp. CA (108), NY, SC (above avg. DR) -- 539  
 634. 1875 -- scarlet fever, Michigan and Hudson County, NJ -- 537  
 635. 1945 -- typhoid fever (471), Int. List No. 1; paratyphoid fever (63), Int. List No. 2 -- 534  
 636. 1699 -- yellow fever epidemics, Charleston, SC (170-311); Philadelphia (220) --390-531  
 637. 1956 -- measles, 21 states double digits, esp. IL/41 TX/31 OH/30 NC/29 PA/28, MI/26--530  
 638. 2009 -- tuberculosis, ICD-10 code A16-19, esp. CA, LA, OK, TX (above avg. death rate)-- 529  
 639. 2016 -- tuberculosis, ICD-10 Codes A16-A19, esp. CA/111, TX/55, FL/36, OK/14 -- 528  
 640. 2019 -- tuberculosis, ICD-10 codes A16-A19, esp. CA/112, TX/54, NY/37, FL/35 -- 526  
 641. 1954 -- measles, 21 states double digits, esp. NY/36, TX/36, NC/35, PA/34, KY/27 -- 524  
 642. 1897 -- Sep-Dec, yellow fever, esp. Mobile/48, New Orleans/298, MS, Memphis TN--~520  
 643. 2017 -- tuberculosis, IDC-10 code A16-19, esp. CA/108 TX/49 NY/31 PA/22 NJ/21 -- 515  
 644. 2012 -- tuberculosis, ICD-10 Code A16-A19, especially CA (101) and TX (63) -- 510  
 645. 1920 -- smallpox, 34 registration states, esp. LA/167, MS/45, MO/28, NC/28<sup>177</sup> -- 508

<sup>176</sup> "diarrhoea and dysentery."

646. 1913 -- scarlet fever, NYC, NY -- 507  
 647. 1730 -- smallpox epidemic, Massachusetts Bay Colony, especially Boston -->502  
 648. 1690 -- spring-fall, smallpox, Iroquois Native Americans, esp. upper New York ~300-500  
 649. 1793 -- influenza epidemic, 5 counties, 4 weeks, VA -- 500  
 650. 1811 -- yellow fever epidemic, New Orleans, LA -- >500  
 651. 2010 -- influenza, ICD-10 codes J09-J11; US death rate 0.2 per 100K; esp. AK, KS (.4)<sup>178</sup>-- 500

**DISEASES, especially communicable/infectious, especially epidemics-- By Mortality, cont.**

652. 1804 -- tuberculosis, "Phthisis Pulmonalis," New York City (2,125 deaths all causes)-- 499  
 653. 1873 -- cerebral spinal meningitis, Boston & Lowell MA, Philadelphia, PA -- 499  
 654. 2014 -- tuberculosis, ICD-10 Code A16-A19, especially CA (101) -- 493  
 655. 1893 -- cerebrospinal meningitis epidemic, New York City, NY --469-489  
 656. 1938 -- polio (acute), especially late summer and fall, especially children -- 487  
 657. 1949 -- scarlet fever (39)/code 050 and streptococcal sore throat (447)/code 051 -- 486  
 658. 1953 -- measles, 23 states double digits, esp. TX/56 MO/27 CA/25 AR/24 PA/21 AK/20-- 483  
 659. 1775 -- dysentery, DE, MD, NJ ( $\geq 10$ ), but primarily CT ( $\geq 146$ ) and MA ( $\geq 326$ ) --  $\geq 482$   
 660. 1955 -- whooping cough/pertussis, 15 states in double digit, esp. TX/59, MS/34, NC/31-- 476  
 661. 2008-09 -- influenza deaths (out of 1,585,938 US deaths) -- 473  
 662. 1947 -- measles, Int. List infectious and parasitic diseases code 35 -- 472  
 663. 2015-- tuberculosis, ICD-10 Codes A16-A19, esp. CA/85, TX/61, NY/35, PA/22 -- 470  
 664. 1950 -- measles, esp. children, esp. MS (34), KY (30), MI (28), OH (27), NJ (26), TN (25)-- 468  
 665. 1805 -- tuberculosis (Phthisis Pulmonalis), New York City (2,344 deaths all causes)-- 462  
 666. 1881 -- cerebrospinal meningitis epidemic, New York City, NY -- 461  
 667. 1836 -- scarlet fever, Boston, MA, New York City, NY, Philadelphia, PA -- 458  
 668. 1871 -- July 30-Dec 18, yellow fever, esp. MS/143, Charleston SC/213, New Orleans/55-- 454  
 669. 1941 -- scarlet fever, Census Bureau. *Vital Statistics, Part I, Mortality*, p. 150 -- 454  
 670. 1959 -- polio (acute, as opposed to late effects of), esp. NY/49, MO/34, IA/22 -- 454  
 671. 1835 -- smallpox, especially New York City (351), Philadelphia (101) -- 452  
 672. 1914 -- scarlet fever, NYC, NY -- 451
673. 1836-37 -- measles, New York City, NY -- 443  
 674. 1609-10 -- winter, Starvation, Disease, Attack, Jamestown Colony, VA<sup>179</sup> >400-440  
 675. 1961 -- measles; US death rate 0.2 per 100K; AK/6.0, AR/0.7, KY/0.7, SC/06 -- 434  
 676. 1875 -- typhoid fever, 3<sup>rd</sup> leading cause of death in MI for year -- 433  
 677. 1825 -- yellow fever, esp. Mobile, Key West & Pensacola, NOLA, Natchez, Washington MS--428  
 678. 1834 -- smallpox, New York City, NY (233) and Philadelphia, PA (195) -- 428  
 679. 1910 -- smallpox, 23 reporting States and DC, esp. MI (121), OK (99), TX (67) --403-427  
 680. 1794 -- June-Nov, yellow fever, Baltimore MD (200-360); New Haven, CT (64) --264-424  
 681. 1944 -- scarlet fever, Int. List No. 8 (Communicable diseases) -- 422

<sup>177</sup> Based on death certificate data from 34 "registration states" as well as 17 cites in non-registration states of AL, GA, ND, OK, TX and WV, with an estimated population of 87,45,921 or 82.3% of total estimated U.S. and Hawaii territory population. AK was not a State. Other non-reporting states were AZ, AR, ID, IA, MN, NM, SD, and WY.

<sup>178</sup> The ICD-10 Code for influenza and pneumonia (J09-J18), for 2010, shows 50,097 deaths (death rate of 16.2).

<sup>179</sup> Sources utilized do not breakout causes of death, but do give impression that starvation was substantial. In that we do not know how many deaths from the total were attributable to disease, we cross-list here and in starvation.

682. 1964 -- measles, esp. TX/68 CA/34 NY/30 MS/25 KY/21 TN/20 IL/17 SC/17 NC/15-- 421  
 683. 1777 -- dysentery, CT, NJ, PA, VT, and especially MA ( $\geq 255$ ) and NY ( $\geq 100$ ) --  $> 416$   
 684. 1821 -- summer-fall, yellow fever, esp. Norfolk VA (~160); St Augustine, FL (172) --  $\geq 414$   
 685. 2007 -- influenza, ICD-10 codes J09-11; US death rate 0.14 per 100K; esp. IA (0.33) -- 411  
 686. 1950 -- diphtheria, code 055 of sixth revision of international lists of 1948 (US PHS)-- 410  
 687. 1946 -- typhoid fever (349), Int. List No.1 and paratyphoid fever (58), Int. List No.2-- 408  
 688. 1962 -- measles, death rate 0.2 per 100K, esp. AK/4.5, AZ/0.9, TX/0.6, LA/TN/0.5 -- 408  
 689. 1954 -- encephalitis, acute infectious (viral); esp. NY/52 PA/31 MI/27 TX/26 CA/24-- 407  
 690. 1952 -- whooping cough/pertussis, 16 states double digits, esp. TX/57 MS/30 AL/SC/24-- 406  
 691. 1832 -- yellow fever outbreak, New Orleans, LA -- 400

**DISEASES, especially communicable/infectious, especially epidemics -- By Mortality, cont.**

692. 1874 -- Aug 17-Nov 9, yellow fever, Pensacola, Warrington, Woolsey, FL/381; also N.O.-- 398  
 693. 1889-90 -- June-May, smallpox, especially NM/231, TX/88, NY/13, and CT/12 -- 398  
 694. 1957 -- measles, esp. CA/37, TX/32, MI/22, GA/20, AL/AZ/NM/15, MN & TN/14 -- 389  
 695. 1953 -- encephalitis, acute infectious (viral) -- 386  
 696. 1959 -- measles, especially children, esp. PA/36 CA/31 TX/27 MO/19 IL/NJ/NY/16-- 385  
 697. 1960 -- measles, especially children, esp. TX/52, NY/31, LA/21, IL/18, MI/17 OH/17--380  
 698. 1838 -- yellow fever, New Orleans LA (17), NY Marine Hosp. (8) Charleston SC (351)--376  
 699. 1954 -- whooping cough/pertussis, 17 states double digits, esp. SC/29, KY/TX/24, MS/23-- 375  
 700. 1824 -- July-Nov, yellow fever, esp. Charleston SC (235); New Orleans LA ( $\geq 108$ ) --364-373  
 701. 1963 -- measles, esp. MI/27 TX/25 AZ/24 CA/22 WI/19 OH/18 PA/15 NY/14 AK/13-- 364  
 702. 1585 -- June-June 1586, disease, natives visited by English from Roanoke Col., NC --  $> 360$   
 703. 1856 -- Aug-Sep, yellow fever, Charleston SC/212-266, New Orleans/74, NY/12 --304-358  
 704. 1806 -- tuberculosis (Phthisis Pulmonalis), New York City (2,225 deaths all causes)-- 354  
 705. 1857 -- June-Dec, yellow fever, Charleston SC, Jacksonville FL/127, New Orleans/199-- 353  
 706. 1952 -- scarlet fever & streptococcal sore throat, esp. MO/28, NY/22, OH/20, GA/19-- 352  
 707. 1865 -- Jan-June, cholera, New York City, NY -- 350  
  
 708. 1877 -- diphtheria, the year, Santa Cruz, CA; Hudson County, NJ -- 349  
 709. 1914 -- polio, the year, especially summer-fall, especially children, nation -- 349  
 710. 1864 -- Jan-June, cholera, New York City, NY -- 348  
 711. 1951 -- scarlet fever (72) and streptococcal sore throat (275). US PHS Mortality Data-- 347  
 712. 1950 -- scarlet fever (35) and streptococcal sore throat (311) US PHS Mortality Data-- 346  
 713. 1955 -- measles, 7 states double digits, esp. TX/35, CA/30, NY/28, AZ/25, NM/23 -- 345  
 714. 1998 -- infectious colitis, enteritis, gastroenteritis, ICD-9 code 009.0, death rate 0.124 per 100K-- 342  
 715. 1946 -- malaria, infectious and parasitic diseases International List code 28 -- 341  
 716. 1859 -- yellow fever, esp. Galveston/186, Houston/22, TX, New Orleans/91, LA -- 337  
 717. 1828 -- yellow fever, esp. Charleston SC/26, Memphis/56, MS/90, New Orleans/150-- 332  
 718. 1876 -- diphtheria, Hudson County, NJ -- 327  
 719. 1812 -- Feb-Apr, Spotted fever/meningitis, esp. Acworth & Antrim NH; Pomfret & Reading VT- 265-325  
 720. 1947 -- typhoid fever (282), Int. List No.1 and paratyphoid fever (43), Int. List No.2-- 325  
 721. 1773 -- smallpox epidemic, Philadelphia (300), Marblehead (~3) & Salem (17), MA -- ~321  
 722. 1911 -- Oct-May 1912, meningitis epidemic, TX & OK -- 319  
 723. 1835 -- Aug-Sep, yellow fever, Charleston SC (25-26) New Orleans LA (284-289)-- 309-315

724. 1863 -- June-June 1865 (25 mo.), dysentery/diarrhea, Confederate POWs, Camp Morton, IN-- 315  
 725. 1702 -- summer (late) to early Spring 1703, smallpox epidemic, Boston, MA --302-313  
 726. 1738 -- smallpox epidemic, Charleston, SC -- 311  
 727. 1912 -- smallpox, 35 States and DC, especially TX (128); Pittsburgh (33) --301-307  
 728. 1945 -- measles, especially children -- 307  
 729. 1945 -- scarlet fever, Int. List No. 8 (Communicable diseases) -- 303  
 730. 1951 -- diphtheria, esp. TX/31, AL/26, NC/19, KY/17, AR/16, LA/15, PA/15 CA/14-- 302  
 731. 1667 -- smallpox epidemic, Native Americans, VA, especially eastern shore VA -->300  
 732. 1697-98--smallpox, Charleston, SC (pop. ≥5,000); (plus hundreds Native Americans)<sup>180</sup>--200-300  
 733. 1759-60 -- smallpox epidemic, Catawba Nation, SC -- ~300

**DISEASES, especially communicable/infectious, especially epidemics -- By Mortality, cont.**

734. 1538-39 -- unknown epidemic, “Cofitachequi”<sup>181</sup> natives, central SC --hundreds  
 735. 1586 -- Passamaquoddy Natives “Devastated” by typhus epidemic, Maine --hundreds?  
 736. 1760-61 -- winter-spring, influenza epidemic, esp. Natives, esp. CT, MA, ME, PA --hundreds  
 737. 1793 -- dysentery, Coventry, CT, Caroline Co., MD, esp. Georgetown DC & vic.--hundreds  
  
 738. 1953 -- scarlet fever and streptococcal sore throat, esp. TX/23, MO/21, NY/20, PA/19--296  
 739. 1878 -- scarlet fever, Hudson County, NJ (113); fall, Cincinnati, OH (181) -- 294  
 740. 1963 -- dysentery, all, esp. TX/65, CA/27, AZ/25, MS/15, GA/14, IL/13, NM/13 -- 294  
 741. 1915 -- scarlet fever, NYC, NY -- 291  
 742. 1751-52 -- “throat distemper” (diphtheria), esp. Abington/Hingham/Weymouth, MA--240-290  
 743. 1842 -- July-Oct, yellow fever epidemics, Mobile AL (66-77), New Orleans (211) --285-289  
 744. 1946 -- typhus fever/typhus-like diseases, Int. list infectious/parasitic diseases No. 39-- 289  
 745. 1964 -- dysentery, all forms, esp. TX/59, CA/25, MS/25, GA/17, NC/11, TN/10 -- 283  
 746. 1896 -- smallpox, esp. New Orleans/238, Shreveport LA/11, Detroit/11, Dayton (8) -- 279  
 747. 1965 -- measles, esp. TX (42), GA (16), LA (16), OH (13), PA (12), AL (11), CA/11-- 276  
 748. 1994 -- meningococcal meningitis, ICD-9 code 36.0; death rate 0.10 per 100K; esp. CO -- 276  
 749. 1754 -- typhoid fever, Philadelphia, PA -- 273  
 750. 1869 -- smallpox, Cincinnati, OH (231), Michigan (42) -- 273  
 751. 1863 -- Jan-June, cholera, New York City, NY -- 272  
 752. 1953 -- whooping cough/pertussis, 11 states double digits, esp. TX/19 KY/18 OH/17 -- 271  
 753. 1959 -- whooping cough (pertussis), especially children, esp. TX/48, SC/22, GA/18 -- 269  
 754. 1956 -- whooping cough/pertussis, 8 states double digit deaths esp. TX/44 MS/41 GA/36-- 266  
 755. 1741 -- yellow fever epidemic, Boston MA and especially Philadelphia PA -- 265  
 756. 1941 -- typhus fever and typhus-like diseases (due to Rickettsia). *Vital Statistics* -- 265  
 757. 1877 -- Aug-Nov, yellow fever, esp. Enterprise/112, Fernandina/94, St. Augustine/50, FL-- 263  
 758. 1954 -- scarlet fever/streptococcal sore throat, esp. TX/19, NY/18, PA/17, WI/15, IN/14-- 263  
 759. 1749 -- dysentery epidemics, CT, esp. Waterbury (130) Woodbury (57), CT --252-262  
 760. 1763 -- Aug-Feb 1774, yellow fever, natives, Nantucket Isl., & Martha’s Vineyard, MA<sup>182</sup>200-261

<sup>180</sup> We derive “hundreds” from accounts which note high mortality in Native populations in SC and NC, but do not note an estimated mortality range. Whatever the number, it would be in addition to the 200-300 for Charleston.

<sup>181</sup> Cofitachequi is the name the Spaniards of Hernando de Soto’s expedition gave to these natives. Some speculate they could have been Catawban. (Holleman, Joey. “The lost tribe of South Carolina.” *The State*, 7-5-2009.)

<sup>182</sup> The Nantucket Island Native American population was decimated, only a small percentage survived.

761. 1966 -- measles, esp. TX/36, IL/27, CA/19, SC/14, NY/12, AZ/MS/PA/TN/10 each -- 261  
 762. 1993 -- meningococcal meningitis, US death rate 0.10 per 100K; esp. CA & GA, 0.14 -- 260  
 763. 2001 -- influenza, ICD-10 codes J09-11; US death rate 0.09 per 100K; esp. WI (0.20) -- 257  
 764. 1958 -- polio (acute), esp. MI/36, OH/20, TX/20, CA/13, MO/12, IL/NY/PA/WV/11 each--255  
 765. 1811 -- Oct-Apr 1812, smallpox, New York City (117); Baltimore, MD (135) -- 252  
 766. 1869 -- scarlet fever, especially children, MI -- 252

**DISEASES, especially communicable/infectious, especially epidemics -- By Mortality, cont.**

767. 1711-12 -- winter (within two months), “Malignant Distemper” (influenza?), CT -- 250  
 768. 1742 -- smallpox outbreak in New York, NY -- 250  
 769. 1956 -- scarlet fever/streptococcal sore throat, esp. TX/21, NY/14, OH/14, WV/12 -- 240  
 770. 1885 -- typhoid fever epidemic, Plymouth, PA (114) & Washington, DC (124) -- 238  
 771. 1939 -- typhus fever and typhus-like diseases, int. list #39. Census. *Vital Statistics* -- 237  
 772. 1955 -- scarlet fever/streptococcal sore throat, esp. NY/21, OH/12, MO/11, TX/11 -- 235  
 773. 1818 -- yellow fever epidemics, esp. Charleston SC (115); New Orleans, LA (115) -- 234  
 774. 1981 -- HIV AIDS (Human Immunodeficiency Virus Infection/Acquired Immune Deficiency Syndrome) -- 234  
 775. 1862 -- Feb-Jun 1865 (41 mo.), malarial fevers,<sup>183</sup> Confederate POWs, Camp Douglas IL-- 233  
 776. 1948 -- typhoid fever (code 040)/205, and paratyphoid fever (code 041)/28 -- 233  
 777. 1822 -- summer, “bilious [“intermittent”] fever” epidemic, Louisville, KY --140-232  
 778. 1877 -- diphtheria, Hudson County, NJ -- 231  
 779. 1960 -- polio (acute, as opposed to late effects), especially NY/26, CA/24, TX/14, PA--230  
 780. 1862 -- Sep-June 1865 (34 months), dysentery/diarrhea, Confederate POWs, Alton, IL--229  
 781. 1882 -- Jan 01-26, scarlet fever outbreak, NY, NJ -- 227  
 782. 1864 -- Feb-Jun 1865 (17 mo.), dysentery/diarrhea, Confederate POWs, Camp Chase, OH-- 226  
 783. 1756 -- epidemics, esp. dysentery; Mass. Bay Col., esp. Rutland/60, Lancaster/42, MA-->225  
 784. 1952 -- diphtheria (7 states double digits); AL/21 TX/21 CA/17 GA/17 SC/13, KY/12 VA/11--225  
 785. 1947 -- typhus fever/typhus-like diseases, int. list infectious/parasitic diseases No. 39-- 224  
 786. 1957 -- polio, acute; double digit states: CA/22, IL/17, IN/11, MI/14, OH/13, TX/38-- 221  
 787. 1732 -- May-Oct, yellow fever outbreaks, Charleston SC (130-150), NYC (70) --200-220  
 788. 1898 -- smallpox epidemic, Moqui Indians, AZ -- 220  
 789. 1743 -- July 25-Oct, yellow fever epidemic, New York City, NY -- 217  
 790. 1947 -- malaria, infectious and parasitic diseases Int. list code 28 -- 214  
 791. 1877 -- scarlet fever, Hudson County, NJ -- 213  
 792. 1957 -- scarlet fever/streptococcal sore throat, esp. TX/15 MO/14, NY/13, OH & PA/12-- 213  
 793. 1866 -- Aug-Nov (esp.), yellow fever outbreaks, especially New Orleans, LA (185) -- 211  
 794. 1808 -- smallpox, Philadelphia, PA, New York City, NY -- 207  
 795. 1940 -- typhus fever, Int. code no. 39A, US Census Bureau. *Vital Statistics 1940* -- 204  
 796. 1933 -- July 30-Sep, St Louis Encephalitis epidemic, St. Louis City & County, MO -- 201  
 797. 1791 -- yellow fever epidemic, New York City, NY -- 200  
 798. 1847 -- measles epidemic, fall, Cayuse Indians, Southwestern WA -->200  
 799. 1863 -- yellow fever outbreak, Pensacola, FL -- 200  
 800. 1892 -- typhus fever, NYC, NY -- 200  
 801. 1951 -- tuberculosis, CO -- 200

<sup>183</sup> Categorized as intermittent (lets-up but then comes back) and remittent (fluctuating body temperatures).

**DISEASES, especially communicable/infectious, especially epidemics -- By Mortality, cont.**

802. 1804 -- smallpox outbreak, New York City, NY --164-199  
803. 1862 -- Jan-June, cholera, New York City, NY -- 199  
804. 1804 -- yellow fever epidemics, NOLA, Brooklyn, NY & especially Charleston, SC-- 198  
805. 1882 -- yellow fever, Aug-Nov, Pensacola, FL -- 198  
806. 1946 -- scarlet fever, Int. List No. 8 -- 198  
807. 1887 -- May-Dec, yellow fever, esp. Key West (64) and Tampa (75-100), FL --169-196  
808. 1827 -- yellow fever, esp. Charleston, SC (64) & New Orleans (109) epidemics -- ≥195
809. 1893 -- typhoid, Washington, DC -- 186  
810. 1876 -- scarlet fever, Hudson County, NJ -- 183  
811. 1892 -- typhoid, Washington, DC -- 183  
812. 1957 -- whooping cough/pertussis, esp. TX/25, SC/18, MS/14, KY & PA/13, NC/12-- 183  
813. 1918 -- June-Nov, polio outbreak, IA, IL, IN, MN, PA, WI, esp. Staten Island, NY -- ~180
814. 1816 -- smallpox, New York City, NY -- 179  
815. 1878 -- diphtheria, Hudson County, NJ -- 177  
816. 1948 -- typhus fever & typhus-like diseases, ICD infectious/parasitic diseases code 39--177  
817. 1958 -- whooping cough/pertussis, especially children, esp. TX/24, CA/15 SC/15 KY/13--177  
818. 1763 -- Dec-July 1764, smallpox epidemic, Boston (170) & Cambridge (6), MA col.-- 176  
819. 1861 -- Jan-June, cholera, New York City<sup>184</sup> -- 176  
820. 1949 -- typhoid fever, code 040 (161), and paratyphoid fever, code 041 (15) -- 176  
821. 1898 -- Aug 23-Nov 18, yellow fever, LA, especially New Orleans (57); MS (80) -- 175  
822. 1830 -- July-fall, yellow fever, Charleston SC (39) & especially New Orleans (132) -- 172  
823. 1966 -- dysentery, especially TX (31), GA (12), CA (11), MS (11), NM (10) -- 172  
824. 1889 -- typhoid fever, Washington, DC -- 170  
825. 1948 -- malaria, infectious and parasitic diseases ICD code 28 -- 170
826. 1807 -- yellow fever epidemic, especially Charleston, SC -- 169  
827. 1888 -- typhoid fever, Washington, DC -- 168  
828. 1858 -- diphtheria, April-fall, Albany, NY -- 167  
829. 1961 -- chickenpox (varicella) -- 167  
830. 1846 -- yellow fever epidemic, New Orleans, LA (146-160); also Mobile AL (4) --151-165  
831. 1936 -- chickenpox, international list #44a, Census Bureau. *Mortality Statistics 1936* -- 165  
832. 1797 -- Sum-fall, dysentery, esp. Nantucket Isl. (100), Westport, MA (30); Hanover NH (24)--163  
833. 1823 -- smallpox, epidemic, Philadelphia, PA -- 160  
834. 1895 -- smallpox outbreak, Feb 1-Jun 21 esp. Hot Springs AR, Chicago, Cincinnati -- 160
835. 1736 -- smallpox epidemic, Philadelphia, PA -- 158  
836. 1953 -- diphtheria, esp. GA/19 SC/16 TX/15 FL/12 AL/10 (only states in double digits)-- 158  
837. 1795 -- dysentery epidemics, esp. Branford/East Haven/New Haven, CT/96, Norwich VT/60--≥156  
838. 1801 -- yellow fever epidemic, Queensborough, NYC, NY -- 156  
839. 1920 -- mumps, 33 registration states -- 152

---

<sup>184</sup> We are not implying that cholera existed in NYC just in Jan-June months. The NYC Board of Health report drawn upon in 1867 *New York Times* article, only covers the same Jan-June six months for six years, 1861-1866.

840. 1847 -- smallpox, Modoc Native Americans, Southwestern Oregon -- >150  
 841. 1955 -- diphtheria, especially AL/25, GA/18, TX/13, SC/11 (only double digit states)-- 150

**DISEASES, especially communicable/infectious, especially epidemics --By Mortality, cont.**

842. 1864 -- Feb 24-Aug 3, malarial fevers,<sup>185</sup> Union POWs, Ft. Sumter, Andersonville GA--149  
 843. 2006 -- diarrhoea/gastroenteritis, infectious origin, esp. CA/20, PA/14 (above avg. death rate)-- 149  
 844. 1958 -- chickenpox (varicella) -- 146  
 845. 1954 -- diphtheria, esp. GA/24, SC/16, AL/14, FL/10, (only states in double digits) -- 145  
 846. 1767-70-- diphtheria epidemic (12% of population, mostly children), Oxford, MA --96-144  
 847. 1834 -- yellow fever epidemic, New Orleans ( $\geq 95$ ), LA; Charleston (49), SC -- 144  
 848. 1872 -- measles epidemic, Philadelphia, PA -- 143  
 849. 1965 -- chickenpox (varicella) -- 143  
 850. 1747 -- "throat distemper (diphtheria), MA ( $\geq 89$ ) and Kensington, NH (48-52) --137- $\geq 141$   
 851. 1798 -- sum-fall, dysentery, esp. Norwich/Pomfret/Salem/Sandgate, Shays' Settlement, VT-- $\geq 141$   
 852. 1879 -- smallpox, San Antonio, TX; also to lesser extent NYC, NY -- 141  
 853. 1959 -- chickenpox -- 141
854. 1958 -- scarlet fever and streptococcal sore throat, especially TX (12) and KY (10) -- 138  
 855. 1973 -- chickenpox; esp. TX/21, CA/10, IL/10, PA/9, NY/8, IA/7, MA/7, MI/7, MT/5-- 138  
 856. 1802 --~Aug-Nov 2, dysentery, esp. Greenfield & Shelburne MA/92, Bridport VT/16-- 137  
 857. 1911 -- smallpox, 29 reporting States and DC, esp. TX/51, KS/26, and CA/10 -- 134  
 858. 1937 -- chickenpox, international list #44a, Census Bureau. *Vital Statistics, Part I* -- 134  
 859. 1962 -- chickenpox (varicella) -- 134  
 860. 2008 -- diarrhoea and gastroenteritis of infections origin, esp. CA (17), NY (23) -- 134  
 861. 1909 -- smallpox, 29 reporting States and the District of Columbia -- 132  
 862. 1953 -- chickenpox (varicella); Code 087, International List 6<sup>th</sup> Revision, 1948 -- 132  
 863. 1964 -- polio, acute/17, and late effects of acute poliomyelitis/115 -- 132  
 864. 2005 -- diarrhoea/gastroenteritis, infectious origin, esp. CA/17, IL/11 (above avg. death rate)-- 132  
 865. 1728 -- late summer to fall, yellow fever, Charleston, SC -- <130  
 866. 1959 -- scarlet fever and streptococcal sore throat, especially TX (12) and KY (10) -- 130  
 867. 1961 -- scarlet fever and streptococcal sore throat, especially CA, TN, TX (10 each)-- 130  
 868. 1968 -- polio; ICD-8 codes 040-044; esp. CA/15, TX/12, NY/8, OH/8, MI/7, FL/6 -- 130
869. 1796 -- dysentery, VT, MA, esp. Sheffield/mill ponds area, MA & Worcester MA-- $\geq 113$ -129  
 870. 1963 -- chickenpox (varicella) -- 129  
 871. 2007 -- diarrhoea/gastroenteritis, infectious origin, esp. IL/10, NJ/10 (above avg. death rate)-- 127  
 872. 1899 -- July-Dec, yellow fever, esp. Key West/68 Miami/14; New Orleans/23; MS, VA-- 126  
 873. 1938 -- typhus fever international list #3. Census Bureau. *Vital Statistics* -- 126  
 874. 1960 -- chickenpox (varicella) -- 126  
 875. 1765 -- yellow fever epidemic, Pensacola, FL -- 125  
 876. 1886 -- typhoid fever, Washington, DC -- 125  
 877. 1907 -- summer-Autumn (Sept. peak), polio epidemic, NY, esp. greater NYC --100-125  
 878. 1939 -- chickenpox, international list #38e, Census Bureau. *Vital Statistics 1939*, Pt. I-- 124  
 879. 1994 -- chickenpox, especially CA (17), MI (10), NY (10) and TX (48) -- 124

<sup>185</sup> Categorized as intermittent (lets-up but then comes back) and remittent (fluctuating body temperatures).

- 880. 1867 -- smallpox, Jan-Dec,, Chicago, IL -- 123
- 881. 1894 -- scarlet fever outbreak, Jan 20-Jun 16, Brooklyn & New York City, NY -- 123
- 882. 1972 -- chickenpox; especially CA/12, NY/12, OH/12 TX/10 NJ/8 FL/6 MA/6 MI/6-- 122
- 883. 1967 -- polio, acute and late effects of -- 121
- 884. 1879 -- diphtheria, Hudson County, NJ -- 120
- 885. 1882 -- typhoid fever, Washington, DC -- 120
- 886. 1954 -- chickenpox (varicella); code 087, International List 6<sup>th</sup> Revision, 1948 -- 120
- 887. 1990 -- chickenpox, US death rate 0.05 per 100K, esp. CA/26, NY/14, TX/10 -- 120

**DISEASES, especially communicable/infectious, especially epidemics -- By Mortality, cont.**

- 888. 1751 -- dysentery epidemic, Canaan (~10), Hartford (64) and New Haven (45), CT -- ~119
- 889. 1949 -- malaria (codes 110-117) -- 118
- 890. 1732 -- smallpox, esp. Cheshire CT (~18) and Albany (68) & Kingston (22), NY --104-118
- 891. 1960 -- whooping cough (pertussis), especially children, especially TX (22) -- 118
- 892. 1967 -- chickenpox -- 118
- 893. 1887 -- typhoid fever, Washington, DC -- 116
- 894. 1938 -- chickenpox, international list #44a, Census Bureau. *Vital Statistics 1939*, Pt. I -- 116
- 895. 1956 -- chickenpox -- 116
- 896. 1906 -- scarlet fever, Week of Dec 21, Chicago, IL -- 115
- 897. 1936 -- typhus fever, international list #3. Census Bureau. *Mortality Statistics 1936* -- 115
- 898. 1963 -- whooping cough (pertussis), esp. children, especially TX/18, LA/9, GA/8 -- 115
- 899. 1995 -- chickenpox, esp. children <9 (38) and 25-34 (30), esp. PA (10), TX (12) -- 115
- 900. 1735 -- Aug-July, 1736 -- scarlet fever outbreak, Boston, MA --100-114
- 901. 1950 -- typhoid fever (96) and paratyphoid fever (18) -- 114
- 902. 1800 -- Sum., dysentery outbreak, esp. children, esp. Frankestown & Hanover NH --103-113
- 903. 1900-04 -- bubonic plague ‘epidemic,’ May-Feb, San Francisco, CA -- 113
- 904. 1957 -- chickenpox -- 113
- 905. 1749-50 -- “throat distemper” (diphtheria), MA, esp. Tewksbury (≥38) --≥106-112
- 906. 1778 -- late sum-fall, dysentery, esp. Dunstable, Lexington, Medford, Tewksbury, MA-- 111
- 907. 2004 -- diarrhoea/gastroenteritis, infectious origin, esp. FL/10, IL/10 (above avg. death rate)-- 111
- 908. 1969 -- polio; ICD-8 codes 040-044; especially CA/17, OH/10, FL/8, TX/7, MO/WI-- 110
  
- 909. 1713 -- Oct-1714, measles epidemic, Boston (100) MA (also CT, RI, NY, NJ, NH, PA)- >109
- 910. 1769 -- Aug-Sep, Flux (dysentery) and fever outbreak, esp. children, Boston, MA -- ~108
- 911. 1811 -- “spotted fever” (meningitis), NH (≥10) & VT, esp. Woodstock (60-70), VT --103-108
- 912. 1960 -- scarlet fever and streptococcal sore throat, especially TX (13) and KY (12) -- 108
- 913. 1971 -- polio; ICD-8 codes 040-044; especially CA/13, NY/11, TX/8, PA/7, NC/5 -- 108
- 914. 1990 -- measles resurgence (largest loss of life since 1971), esp. young children --79-108
- 915. 1947 -- scarlet fever, Int. List No. 8 -- 107
- 916. 1974 -- chickenpox; US death rate 0.050 per 100K, especially CA/10, MA/7, NY/7 -- 106
- 917. 1976 -- chickenpox; US death rate 0.05 per 100K; CA/9, NY/9, TX/9, IL/8, NJ/7 -- 106
- 918. 1956 -- diphtheria, especially TX (19), the only state with double digit death toll -- 103
- 919. 1979 -- chickenpox; US death rate 0.05 per 100K, esp. CA/11, NY/10, TX/8, AL/5 -- 103
- 920. 1962 -- scarlet fever and streptococcal sore throat, especially TX (10) -- 102
- 921. 1963 -- scarlet fever and streptococcal sore throat, esp. TX (12) and IL (7) -- 102



922.	1875 -- whooping cough, MI	-- 101
923.	1894 -- whooping cough outbreak, Feb 4-10, New York City, NY	-- 101
924.	1952 -- chickenpox (varicella); International List 6 <sup>th</sup> Revision, 1948, code 087	-- 101
925.	1647 -- influenza, CT (~40-50) and MA (~40-50) Natives and other colonies (?)	-- ≥100
926.	1758-59 -- measles epidemic, Philadelphia, PA (cases also in MA ME NJ SC VA)	-- >100
927.	1762 -- Aug-Nov, <sup>186</sup> yellow fever, Philadelphia, PA	--~100?
928.	1763 -- smallpox epidemic, Native Americans, CA	-- >100
929.	1814-15 -- winter, "Putrid Sore Throat"? epidemic, eastern VA, esp. Northern Neck VA	-- >100
930.	1853 -- typhoid outbreak, Native Americans, Nevada City vicinity, CA	-- ~100
931.	1940 -- chickenpox. International code no. 38. Census Bureau. <i>Vital Statistics 1940</i>	-- 100
932.	1977 -- polio (acute poliomyelitis, ICD-8 codes 040-045), US death rate 0.05 per 100K	-- 100
933.	1992 -- chickenpox, US death rate 0.04 per 100K, esp. TX (12 deaths) at 0.07	-- 100
934.	1993 -- chickenpox, US death rate 0.04 per 100K, especially CA (17), NY (16)	-- 100

### DISEASES (By Mortality, continued):

935.	1895 -- diphtheria, Jan-Jun, esp. Boston, Brooklyn, New York	-- 99
936.	1968 -- chickenpox; ICD-8 code 052; esp. NY/10, TX/9, CA/8, MI/OH/PA/6 each	-- 99
937.	1997 -- chickenpox (varicella), ICD-9 code 052, especially CA (12)	-- 99
938.	1875 -- yellow fever outbreak, Key West, FL & Pascagoula, MS	-- 98
939.	1971 -- chickenpox; ICD-8 code 052; especially CA/16, TX/9, IL/6, NY/6	-- 98
940.	2003 -- diarrhoea/gastroenteritis, infectious origin, esp. FL/17, NY/10 (above avg. death rate)	-- 98
941.	1742 -- Aug-Jan 1743 (esp.), "Throat Ail" (diphtheria), Greenland & esp. Stratham, NH	-- 97
942.	1792 -- yellow fever epidemic, Charleston, SC	-- <96
943.	1907 -- May 27-Dec 31, bubonic plague epidemic, San Francisco, CA	--77-96
944.	1999 -- diarrhoea and gastroenteritis of infectious origin; no State with 10 deaths	-- 96
945.	1855 -- cholera, Sep 05, aboard steamship <i>Sierra Nevada</i> , leaving NY	-- 95
946.	1964 -- scarlet fever & streptococcal sore throat, esp. MO/6 OH/6, FL/GA/KY/NY/PA/5 each	--95
947.	1978 -- polio (acute poliomyelitis, ICD-8 codes 040-045), US death rate 0.04 per 100K	-- 95
948.	1984 -- meningococcal meningitis, ICD-9 code 036.0, esp. CA and NY (8 each)	-- 95
949.	1815 -- smallpox, New York City, NY	-- 94
950.	1951 -- chickenpox (varicella); code 087, International List 6 <sup>th</sup> Revision, 1948	-- 94
951.	1959 -- typhoid fever/22 & paratyphoid fever/72; PHS, <i>Vital Statistics-Mortality 1959</i>	-- 94
952.	1964 -- whooping cough (pertussis), especially children, especially SC/11 and TX/11	-- 93
953.	1970 -- chickenpox; ICD-8 code 052; especially CA/10, NY/9, TX/7, MI/6	-- 93
954.	1973 -- polio; ICD-8 codes 040-044; esp. CA/8, NY/7, TX/6, MA/5, WV/5	-- 93
955.	2002 -- diarrhoea/gastroenteritis, infectious origin, esp. CA/12 (above avg. .034 death rate)	-- 93
956.	1883 -- typhoid fever, Washington, DC	-- 92
957.	1978 -- chickenpox; US death rate .04 per 100K, esp. CA/14 (.06), TX/8 (.06), CT	-- 91
958.	1961 -- polio, acute (as opposed to late effects), 33 States, esp. mid-Atlantic, esp. NY/15	-- 90
959.	1971 -- measles/rubeola; ICD-8 code 055; esp. MO/10, TX/8, PA/7, AL/5, KY/5, OH/5	-- 90
960.	1976 -- polio (acute poliomyelitis, ICD-8 codes 040-045), especially CA/11, MI/6	-- 90
961.	1970 -- measles/rubeola; ICD-8 code 055; esp. TX/17, IL/9, OH/6, FL/5	-- 89

<sup>186</sup> Redman has the outbreak from Aug-Oct. Rush has it from Aug-Dec. We compromise between the two in that the mosquitoes which are the vector are generally killed off, or go into hibernation, with the first good frost.

962.	1974 -- polio; acute poliomyelitis/ICD-8 codes 040-044; especially CA (10), NY (9)--	89
963.	1977 -- chickenpox; US death rate 0.04 per 100K, esp. CA/13, NJ/NY/TX/8 each --	89
964.	1987 -- chickenpox, US death rate 0.04 per 100K, esp. NY (14), CA (10) --	89
965.	1989 -- chickenpox, US death rate 0.04 per 100K, esp. CA/0.06 (18), NJ/0.13 (10) --	89
966.	1997 -- meningococcal meningitis, ICD-9 code 036.0; death rate 0.03; esp. CA/12 --	89

**Diseases -- By Mortality -- continued:**

967.	1955 -- chickenpox (varicella)	-- 88
968.	1985 -- meningococcal meningitis, especially TX (9), NY (8), CA (7), NJ/5, PA/5	-- 88
969.	1986 -- meningococcal meningitis, ICD-9 code 036.0, esp. CA (13), NY (10)	-- 88
970.	1989 -- meningococcal meningitis, ICD-9 code 036.0, especially CA/20, NY/13	-- 88
971.	1888 -- measles epidemic, Omaha Nation, Nebraska Territory	-- 87
972.	1908 -- summer-fall, polio outbreak, IA, MA, MI, MN (13), VA, esp. WI (61)	-- 87
973.	1950 -- chickenpox, code 087 in 6 <sup>th</sup> revision of International Lists of 1948 (US PHS)--	87
974.	1988 -- meningococcal meningitis, ICD-9 code 036.0/death rate 0.04 per 100K, esp. CA/13--	87
975.	1727 -- sum. esp., typhoid fever-like epidemic Norwich (~40) & Woodbury (≥44), CT--	≥84
976.	1747 -- measles epidemic, Philadelphia, PA (cases noted also in CT, NH, NY, SC)	-- 84
977.	1808 -- yellow fever epidemic, Sep 5-Oct, St. Mary's, GA	-- 84
978.	1951 -- typhoid fever (code 040), <i>Vital Statistics-Mortality 1951</i> ; esp. TX/12, PA/9	-- 84
979.	1981 -- chickenpox; US death rate 0.04 per 100K, esp. IL/8, CA/7, NY/7, OH/6, NJ/5	-- 84
980.	1962 -- whooping cough (pertussis), especially children, esp. AK/7, MS/7, SC/7	-- 83
981.	1975 -- chickenpox; US death rate 0.039 per 100K, esp. NY/8, CA/6, TX/6, CT/5	-- 83
982.	1988 -- chickenpox, US death rate 0.03 per 100K, esp. WY/0.22 (1), AK/0.18 (1)	-- 83
983.	1803 -- sum.-fall, dysentery, MA & VT, especially, Stowe and Stockbridge, VT (50)--	≥82
984.	1995 -- meningococcal meningitis, ICD-9 code 036.0; death rate 0.03	-- 82
985.	1996 -- meningococcal meningitis, ICD-9 code 036.0; death rate 0.03	-- 82
986.	1957 -- diphtheria, especially TX (11), GA (8), AL (6), FL and NY (5)	-- 81
987.	1964 -- typhoid fever/14 and paratyphoid fever/67; PHS, Vital Statistics, 1964	-- 81
988.	1967 -- measles	-- 81
989.	1969 -- chickenpox; ICD-8 code 052; especially FL (7), CA, MO, NJ, NY (5 each)	-- 81
990.	1991 -- chickenpox, US death rate 0.03 per 100K, especially CA, 0.06 (17 deaths)	-- 81
991.	1996 -- chickenpox (varicella), ICD-9 code 052	-- 81
992.	1998 -- chickenpox (varicella), ICD-9 code 052, especially CA (10)	-- 81
993.	1745 -- malignant dysentery epidemics, Shrewsbury, MA, esp. Stamford (one st.), CT--	≥80
994.	1952 -- typhoid fever, <i>Vital Statistics-Mortality 1952</i> (040); esp. MS/7, TX/7, SC/6	-- 79
995.	1975 -- polio (acute poliomyelitis, ICD-8 codes 040-044), especially CA/9, NY/6	-- 78
996.	1980 -- chickenpox; US death rate 0.03 per 100K, esp. NY/9, TX/8, IL/7, MI/5	-- 78
997.	2002 -- streptococcal toxic shock syndrome, ICD-10 code A48.3, esp. CA (10)	-- 78
998.	2019 -- adenovirus infection, ICD-10 code B34.0, death rate 0.02 per 100K pop.	-- 78
999.	1776 -- dysentery epidemics, NY (especially northern NY), MA and NJ	-- ≥76
1000.	1794 -- scarlet fever, Bolton, Lebanon, East Haven, etc., and esp. New Haven (52) CT--	≥76
1001.	1874 -- measles epidemic, Omaha Nation, Nebraska Territory	-- 76
1002.	1884 -- typhoid, Washington, DC	-- 76
1003.	1961 -- whooping cough (pertussis), especially children, especially AL (10)	-- 76

1004.1972	-- polio; ICD-8 codes 040-044; esp. CA/18, FL/6 and NY/6	-- 76
1005.1848	-- scarlet fever outbreak, Mobile, AL	-- 75
1006.1950	-- malaria, codes 110, 112, and 116, sixth revision of international lists of 1948--	75
1007.2001	-- streptococcal toxic shock syndrome, ICD-10 code A48.3, esp. CA (10)	-- 75
1008.1883	-- Aug 05-Nov 6, yellow fever outbreaks, Brewton, AL, FL	-- 74
1009.1958	-- diphtheria, especially GA (9), TX (8) and MS (6)	-- 74
1010.2000	-- streptococcal toxic shock syndrome, ICD-10 code A48.3, esp. CA (11)	-- 74
1011.1998	-- meningococcal meningitis, ICD-9 code 036.0; death rate 0.03; esp. CA (13)	-- 73
1012.1753	-- "throat distemper (diphtheria), Exeter, Stratham and Rye, NH	-- ~72
1013.1959	-- diphtheria, especially AL (9), LA (7), TX (7), SC (6), FL (5)	-- 72
1014.1990	-- meningococcal meningitis, ICD-9 code 036.0, especially CA, 13 deaths	-- 72
1015.1795	-- "throat distemper" (diphtheria), Royalston (66) and Rutland (5) MA	-- 71
1016.2000	-- meningococcal meningitis, ICD-10 code A39.0; death rate 0.025; esp. CA (15)	-- 71
1017.2003	-- streptococcal toxic shock syndrome, ICD-10 code A48.3	-- 71
1018.2004	-- streptococcal toxic shock syndrome, ICD-10 code A48.3, esp. CA (10)	-- 71
1019.1697-98	-- ~Nov 1697--Feb 1698 (3 mo.), "mortal disease" (influenza?), Fairfield, CT--	70
1020.1889	-- Jan-Feb, cerebro-spinal meningitis epidemic, Webster County, KY	--50-70

**Diseases – By Mortality – continued:**

1021.1960	-- diphtheria, especially TX (only State in double digits -- 20)	-- 69
1022.1800	-- July-Oct smallpox epidemic blamed on virulent smallpox vaccine, Marblehead MA <sup>187</sup> -	68
1023.1948	-- scarlet fever, ICD code 8 (1948)	-- 68
1024.1961	-- diphtheria, especially TX (only State in double digits -- 23)	-- 68
1025.1985	-- chickenpox; US death rate 0.03 per 100K, esp. CA/13 and NY/10	-- 68
1026.1999	-- meningococcal meningitis, ICD-10 code A39.0; death rate 0.024; esp. CA (10)	-- 67
1027.1607	-- July-Dec, disease and famine, Jamestown Colony, VA <sup>188</sup>	-- 66
1028.1706	-- Aug-Oct especially, yellow fever epidemic, Charleston, SC	-- ~65
1029.1895	-- mid-Aug-Oct 3, cholera epidemic, Honolulu, HI	--63-65
1030.1966	-- scarlet fever and streptococcal sore throat, especially TX (12), NY (10)	-- 65
1031.2000	-- diarrhoea/gastroenteritis, infectious origin; no State as many as 10 deaths	-- 65
1032.1987	-- meningococcal meningitis, ICD-9 code 036.0, death rate 0.03 per 100K, esp. CA/13--	64
1033.1965	-- scarlet fever and streptococcal sore throat, esp. TX/7, GA/NC/SC/ 4 each	-- 63
1034.1746	-- dysentery ("fever & Flux") epidemics, esp. Harvard/37, Westborough/25 MA	-- ≥62
1035.1805	-- smallpox, New York City, NY	-- 62
1036.1917	-- anthrax, esp. CA/6, CO/2, KS/2, MA/11, NJ/6, NY/12, PA/10, WI/2	-- 62
1037.1989	-- measles, CDC reports 17,850 cases in 47 States and DC	--45-62
1038.1807	-- smallpox, New York City, NY (29 out of 2,312 deaths), Philadelphia (32)	-- 61
1039.1893	-- yellow fever, Sep, Fort Bayou, AL, FL, Brunswick, GA	-- 61
1040.1899	-- Dec 11-Mar 31, 1900, bubonic (Black) plague (Asian ship), Honolulu, HI	-- 61
1041.1982	-- chickenpox; US death rate 0.03 per 100K, especially CA/11, FL/6, NY/6	-- 61
1042. 1992	-- meningococcal meningitis, US death rate 0.02 per 100K	-- 61
1043. 2001	-- meningococcal meningitis, ICD-10 code A39.0; no state over 9 deaths	-- 61
1044. 1742	-- Aug-summer 1743, dysentery outbreak, East Haven (population ~500), CT	--43-60

<sup>187</sup> Cross-listed in Tainted Food, Drugs and Medications.

<sup>188</sup> Cross-listed in Starvation. The sources utilized do not breakout starvation/famine from disease deaths.

1045.	1768 -- fall-winter (two months), smallpox, especially children, Reading, PA	--	>60
1046.	1804 -- summer-fall (2 month period), dysentery (especially children), Orwell VT	--	60
1047.	1962 -- polio (acute), especially children	--	60
1048.	1975 -- St. Louis Encephalitis epidemic, IL (47), also MS (13)	--	60

**Diseases – By Mortality – continued:**

1049.	1810-11 -- “Canker Rash” (diphtheria or scarlet fever), <sup>189</sup> children, Winchendon, MA	--	59
1050.	1991 -- meningococcal meningitis, US death rate 0.02 per 100K, CA 0.03/10 deaths	--	59
1051.	1976 -- Nov-Jan 77, Guillain-Barré syndrome outbreak, some blamed on swine flu vaccine	--	58
1052.	1964 -- June 27-Oct 3, St. Louis Encephalitis epidemic, Houston/33; elsewhere/24 <sup>190</sup>	--	57
1053.	1983 -- chickenpox; US death rate 0.02 per 100K, especially NY/8, CA/5, TX/5	--	57
1054.	2006 -- streptococcal toxic shock syndrome, ICD-10 code A48.3 (emerging disease)	--	57
1055.	2001 -- diarrhoea/gastroenteritis, infectious origin; no State as many as 10 deaths	--	56
1056.	1917 -- pneumonia, Dec 21, NYC, NY	--	56
1057.	1952 -- mumps, US PHS <i>Vital Statistics of US 1952: Vol. II, Mortality</i> (code 089)	--	55
1058.	1999 -- streptococcal toxic shock syndrome, ICD-10 code A48.3, no state ≥10 deaths	--	55
1059.	2005 -- streptococcal toxic shock syndrome, ICD-10 code A48.3 (emerging disease)	--	55
1060.	1901 -- grip (influenza) epidemic, Jan 1-12, St. Louis, MO	--	54
1061.	1956 -- typhoid fever, US PHS, <i>Vital Statistics-Mortality 1956</i> , esp. TX/6, CA/5, KY/5	--	54
1062.	1953 -- typhoid fever, <i>Vital Statistics-Mortality 1953</i> ; esp. TX/8 and AR/7	--	53
1063.	1961 -- mumps	--	53
1064.	1984 -- chickenpox; US death rate 0.02 per 100K, especially CA/8, TX/7, NY/5	--	53
1065.	2002 -- meningococcal meningitis, ICD-10 code A39.0; no state over 9 deaths	--	53
1066.	1754-55 -- Jan ‘54-July ‘55, “throat distemper” (diphtheria), esp. children, Hampton, NH	--	51
1067.	1872 -- July 11-Nov 19, yellow fever, New Orleans, LA/~40; Galveston, TX/10	--	50-51
1068.	1666 -- smallpox, (Population of Colony about 4,000), Boston, MA	--	40-50
1069.	1676 -- Aug-Sep, bloody flux (dysentery) Mass. Bay Colony, especially Boston <sup>191</sup>	--	50
1070.	1805 -- Sep-Oct (esp.), dysentery, esp. Ashburnham/9, Beverly/24, Cambridge/9, MA	--	50
1071.	1849 -- scarlet fever outbreak, Mobile, AL	--	50
1072.	1889 -- measles epidemic, Omaha Nation, Nebraska	--	50
1073.	1715 -- measles, New London, CT (9); “malignant disease,” Plymouth, MA (40)	--	49
1074.	1966 -- whooping cough, especially West South Central (18), especially TX (9)	--	49
1075.	2003 -- meningococcal meningitis, ICD-10 code A39.0, CA only state over 9 deaths	--	49
1076.	2018 -- adenovirus infection, ICD-10 code B34.0, death rate 0.01 per 100,000 pop.	--	49
1077.	1806 -- smallpox, New York City, NY (out of 2,225 deaths from all causes in NYC)	--	48
1078.	1938 -- smallpox, international list #6, Census Bureau. <i>Vital Statistics 1938, Part I</i>	--	48
1079.	1951 -- mumps (code 089)	--	48
1080.	1963 -- mumps	--	48

<sup>189</sup> “Canker rash” was a term used to describe both what was later referred to as scarlet fever and diphtheria. There were similar and dissimilar symptoms. Thus without detailed descriptions at the time it is not clear which disease.

<sup>190</sup> Some non-Houston deaths, such as some of five in Hale County, TX, area may have been Western Encephalitis. Two deaths in CO, 3 in IL, 2 deaths for IN, 1 in KY, 8 in NJ, 2 in PA, and 1 in TN.

<sup>191</sup> Fifty deaths in August (Increase Mather). Was also reported still deadly in September but we have no numbers.

1081. 1999 -- chickenpox (varicella), ICD-10 code B01 -- 48  
 1082. 2015 -- adenovirus infection, ICD-10 code B34.0, death rate 0.015 per 100,000 -- 48

**Diseases – By Mortality – continued:**

1083. 1821 -- Aug, smallpox, Baltimore, MD -- 47  
 1084. 1950 -- typhus and other rickettsial diseases, codes 102-108, 6<sup>th</sup> rev. int. lists (PHS) -- 47  
 1085. 1967 -- scarlet fever and streptococcal sore throat -- 47  
 1086. 1986 -- chickenpox; US death rate 0.02 per 100K, esp. NY (9), TX (7), CA (5) -- 47
1087. 1953 -- mumps (code 089) -- 46  
 1088. 2016 -- adenovirus infection, ICD-10 code B34.0, death rate 0.014 per 100,000 -- 46  
 1089. 1746 -- Aug-frost (probably Oct), yellow fever or typhoid epidemic, Albany, NY<sup>192</sup>-- 45  
 1090. 1938 -- leprosy (Hansen’s disease, infectious and parasitic diseases Int. code 33) -- 45  
 1091. 1954 -- mumps (code 089, International List, 6<sup>th</sup> Revision, 1948) -- 45  
 1092. 1954 -- typhoid fever, Public Health Serv., *Vital Statistics-Mortality 1954*; esp. TX/6-- 45  
 1093. 1963 -- diphtheria, especially GA (5) and TX (5) -- 45  
 1094. 2000 -- chickenpox (varicella), ICD-10 code B01 -- 44  
 1095. 1747 -- June 29- frost (probably Oct), yellow fever, Philadelphia, PA -- >43  
 1096. 1753-54--Dec-Jan (2 mo.), unknown epidemic fever, Holliston (pop. ~80 families), MA-43  
 1097. 1940 -- leprosy (Hansen’s disease, infectious and parasitic diseases Int. code 23) -- 43  
 1098. 1955 -- mumps -- 43  
 1099. 1962 -- mumps -- 43  
 1100. 1960 -- mumps -- 42  
 1101. 1964 -- diphtheria, especially Texas (10) -- 42  
 1102. 1939 -- smallpox, international list #34, Census Bureau. *Vital Statistics 1939*, Pt. I -- 41  
 1103. 1962 -- diphtheria, especially Texas (9) -- 41  
 1104. 1963 -- polio, acute; not including late effects of poliomyelitis, esp. children, esp. CA/5-- 41  
 1105. 1969 -- measles/rubeola; ICD-8 code 055; esp. IL/TX/VA (4 each), AZ/CA/IA (3 each)-- 41  
 1106. 1770-71 -- winter, influenza epidemic “took scores of lives,” Philadelphia, PA -- ≥40  
 1107. 1852 -- Nov/Dec, unknown epidemic, Natives, Hock Farm, Sutter County, CA<sup>193</sup> -- 40  
 1108. 1853 -- pneumonia outbreak, Native Americans, near Cherokee, Butte County, CA -- 40  
 1109. 1950 -- mumps, code 089 in 6<sup>th</sup> rev. of International Lists (in UPS Mortality Data) -- 40
1110. 1739 -- yellow fever, “severe” extensive, “raged...violently,” Charleston, SC<sup>194</sup> --dozens  
 1111. 1745 -- June-Nov, yellow fever, New York City and especially Charleston, SC<sup>195</sup> --dozens
1112. 1795 -- scarlet fever, at least 16 MA towns, esp. Beverly/19, Sterling/8, Topsfield/11-->39  
 1113. 1991 -- Jan-Dec, measles resurgence, especially CA (8); NY (15); and PA (9) -- 38

<sup>192</sup> Sources consulted then and since (five), disagree as to yellow fever or typhoid. Cross-listing in both sub-sets.

<sup>193</sup> Our use of Nov/Dec in the dating is speculative. Source is Sacramento *Union* of Dec. 13 and 17, 1852, noting fatalities during one month at John Augustus Sutter’s Hock Farm.

<sup>194</sup> The closest we have seen to a fatality estimate is Duffy’s note that it “was not quite as bad as the previous one [yellow fever epidemic] in 1732.” In that year between 130 and 150 people are estimated to have died from yellow fever in Charleston. (Duffy, John. *epidemics in Colonial America*. Baton Rouge: LSU Press, 1953, 1979, p. 152.)

<sup>195</sup> Cannot find number of reported deaths, but a Census of Charleston for the year 1848 compares the fatality of 145 to that of 1732, wherein 130-150 people died from yellow fever.

1114. 2004 -- meningococcal meningitis, ICD-10 code A39.0 (all states below 10 deaths)-- 38

**Diseases – By Mortality (continued):**

1115. 1770 -- “Chin” (whooping) cough epidemic esp. children, Salem (pop. ~5,000), MA-- 37  
1116. 1949 -- typhus and other rickettsial diseases (codes 100-103. 105-108) -- 37  
1117. 1924 -- Oct-Nov esp. Pneumonic and bubonic plague epidemic, Los Angeles, CA --35-37  
1118. 1958 -- mumps, U.S. Public Health Service, *Vital Statistics-Mortality 1958*, p. 94 -- 37  
1119. 1967 -- mumps -- 37  
1120. 1967 -- whooping cough -- 37
1121. 1732 -- Oct, influenza outbreak, New England, NY, Philadelphia, esp. Ipswich MA/17--≥36  
1122. 1857 -- Jan (beginning), “National Hotel Disease,” dysentery?, Washington, DC -- >36  
1123. 1968 -- whooping cough/pertussis; ICD-8 code 033; especially TX (8) -- 36
1124. 1915 -- anthrax, CA/2, CO, CT/3, IN, LA, MA/4, MN/2, MT, NJ, NY/14, PA/4, UT-- 35  
1125. 1936 -- smallpox, international list #6, Census Bureau. *Mortality Statistics 1936* -- 35
1126. 1880 -- yellow fever outbreak, July 16, beginning, Jacksonville, FL -- 34  
1127. 1937 -- smallpox, international list #6, Census Bureau. *Vital Statistics 1938, Part I* -- 34  
1128. 1955 -- typhoid fever, US Public Health Service, *Vital Statistics-Mortality 1955* -- 34  
1129. 1957 -- typhoid fever, US PHS, *Vital Statistics-Mortality 1957*, esp. TX (6) -- 34  
1130. 1976 -- July-Aug, *Legionella pneumophila* (Legionnaires’ Disease), Philadelphia, PA--29-34
1131. 1748 -- mid-Aug to mid- Oct, yellow fever outbreak, Charleston, SC -- ≥33  
1132. 1917 -- Oct 10-Mar 08, 1918, smallpox epidemic, Eagle Pass, Maverick Co., TX -- 33  
1133. 1953 -- malaria, one to three deaths in 16 States, 9 in Texas -- 33
1134. 1967 -- diphtheria -- 32  
1135. 1977 -- *Legionella pneumophila* (Legionnaires’), sum-fall esp., CA/2 OH/1 TN/3 VT/17--32  
1136. 1993 -- Apr-Dec, hantavirus pulmonary syndrome, esp. Native Americans, NM/AZ-- 32  
1137. 2002 -- chickenpox (varicella), ICD-10 code B01 -- 32  
1138. 2006 -- meningococcal meningitis, ICD-10 code A39.0 (all states below 10 deaths)-- 32
1139. 1936 -- leprosy (Hansen’s disease, infectious and parasitic diseases Int. code 33) -- 31  
1140. 1952 -- rubella (German measles); US PHS *Vital Statistics 1952: Vol. II* code 086) -- 31  
1141. 1965 -- mumps -- 31  
1142. 2005 -- whooping cough (ICD-10 code A37.0), 28 under 1 year-old -- 31  
1143. 2008 -- meningococcal meningitis, ICD-10 Code A39.0 (all states below 10 deaths)-- 31  
1144. 2014 -- enterovirus infection, ICD-10 code B34.1, death rate 0.010 -- 31
1145. 1712-13 -- Oct 1712-Sep 1713, “malignant distemper,” Waterbury, CT --21-30  
1146. 1767 -- late summer, epidemic (dysentery?), New York City, NY<sup>196</sup> -- ≥30  
1147. 1799 -- summer-fall, dysentery, esp. children, Hanover and adjacent towns, NH --20-30  
1148. 1863 -- malaria (probably), Maidu Natives, Pence’s Ranch, Butte County, CA<sup>197</sup> -- 30

<sup>196</sup> Our number. Source notes “fifteen deaths were reported daily” during an epidemic (dysentery section of a paper).

1149. 1953 -- typhus and other rickettsial diseases (codes 100-108), 14 States -- 30  
 1150. 1968 -- diphtheria (ICD-8 code 032), esp. TX/11, LA/6, AL/AZ/FL/GA/2, CA/KY/MI/ NM/NY/1--30  
 1151. 1970 -- diphtheria (ICD-8 code 032), esp./ TX/6, AZ/5, LA/4K, CA/3, GA/2, MT/2-- 30

### Diseases (by mortality):

1152. 1804 -- scarlet fever (“Canker Rash”), Reading, Windsor County, VT (15), NYC (14)-- 29  
 1153. 1952 -- typhus/other rickettsial diseases (codes 100-108), 17 States, esp. GA/6, SC/3-- 29  
 1154. 1960 -- typhoid fever/21, paratyphoid fever/8; PHS, *Vital Statistics-Mortality 1960* -- 29  
 1155. 1969 -- rubella (German measles), ICD-8 code 056, esp. CA/5, NY/4 -- 29  
 1156. 2014 -- adenovirus infection, ICD-10 code B34.0, death rate 0.009 per 100,000 -- 29
1157. 1753 -- late summer-fall (~2 mo.), dysentery (“Camp Distemper”), esp. Norwich, CT-- 28  
 1158. 1879 -- July-mid to early Aug, cholera-like epidemic, Center Point and Walker, IA --24-28  
 1159. 1916 -- anthrax, CT, IL, KY/2, MA/5, MI/2, MO, NY/4, NC/2, PA/7, TX/2, WA -- 28  
 1160. 1963 -- typhoid fever/21 & paratyphoid fever/7; PHS, *Vital Statistics-Mortality 1963*-- 28  
 1161. 2009 -- meningococcal meningitis, ICD-10 Code A39.0 (all states below 10 deaths)-- 28
1162. 1739 -- June-July 19, smallpox, Newport and nearby vicinity, RI --23-27  
 1163. 1936 -- German measles (Rubella), international code 44b; *Mortality Statistics 1936*-- 27  
 1164. 2005 -- meningococcal meningitis, ICD-10 code A39.0 (all states below 10 deaths)-- 27
1165. 1814 -- summer-fall, epidemic fever (referred to as typhus), Wardsborough, VT --23-26  
 1166. 1957 -- typhus and other rickettsial diseases -- 26  
 1167. 2001 -- chickenpox (varicella), ICD-10 code B01 -- 26  
 1168. 2009 -- Hepatitis A, ICD-10 code B15.0, US death rate 0.008 (no State over 9 deaths) -- 26  
 1169. 2010 -- whooping cough (ICD-10 code A37.0), 25 under 1 year-old -- 26  
 1170. 2011 -- meningococcal meningitis, ICD 10 Code A39.0 (no state 10 or more deaths)-- 26  
 1171. 2016 -- streptococcal toxic shock syndrome, ICD-10 code A48,3 (emerging disease)-- 26
1172. 1736 -- July-Nov, epidemic (scarlet fever or diphtheria?), esp. children, Marblehead MA--~25  
 1173. 1793 -- scarlet fever, New England (esp. CT), New Jersey, New York, Philadelphia-- ≥25  
 1174. 1840 -- yellow fever outbreak, Charleston, SC (22), New Orleans (3) -- 25  
 1175. 1913 -- anthrax, CA, CT, DE/2, MA/3, MN, MO, NY/4, OH, PA/8, VA, WA, WI -- 25  
 1176. 1937 -- leprosy (Hansen’s disease), infectious and parasitic diseases Int. code 33 -- 25  
 1177. 1938 -- encephalitis, MA (38 cases and 25 deaths) -- 25  
 1178. 1946 -- smallpox, infectious and parasitic diseases International List No. 34 -- 25  
 1179. 1952 -- malaria, one to three deaths in 15 States -- 25  
 1180. 1968 -- mumps; ICD-8 code 072; especially CA (5) -- 25  
 1181. 1969 -- diphtheria (ICD-8 code 032), esp. TX/8, LA/4, WA/3, AZ/CA/FL/SC/2, NY/OR/1-- 25
1182. 1954 -- malaria, one to three deaths each in 17 States -- 24  
 1183. 1958 -- rubella (German measles) -- 24  
 1184. 1961 -- typhoid fever (17) and paratyphoid fever (7) -- 24

---

<sup>197</sup> Deaths in a three-week period (Aug 30, 1863 Marysville, CA *Appeal* report). Cook (1976, p. 275) estimates that “at least 100 must have perished” in an extended time-frame. “undoubtedly” from malaria.

1185. 1968 -- measles, ICD-8 055; AL/AZ/CA/CO/IL/MO/NY/NC/OH/OK/OR/PA/RI/SC/TN/TX/WV-- 24  
 1186. 1968 -- rubella (German measles), ICD-8 code 056, esp. CA (5) -- 24  
 1187. 1972 -- measles/rubeola; ICD-8 code 055; esp. MS/6 & TX/4; & CA/FL/GA/IL/KY/ME/TN-- 24  
 1188. 1976 -- measles/rubeola/12 and German measles/rubella/12; ICD8 codes 055 & 056-- 24  
 1189. 2007 -- meningococcal meningitis, ICD-10 Code A39.0 (all states below 10 deaths)-- 24  
 1190. 2010 -- streptococcal toxic shock syndrome, ICD-10 code A48.3 (emerging disease) -- 24

**Diseases – By Mortality – (continued):**

1191. 1958 -- typhoid fever/23, U.S. Public Health Service, *Vital Statistics-Mortality 1958*-- 23  
 1192. 1973 -- measles/rubeola; ICD-8 code 055; esp. CA/2, FL/2, IL/2, MI/2 -- 23  
 1193. 2011 -- streptococcal toxic shock syndrome, ICD-10 code A48.3 (emerging disease) -- 23
1194. 1883 -- Sep-Oct, diphtheria, Orange County, NC -- 22  
 1195. 1910 -- anthrax, CA, CO, DE, IN, ME, MD, MA, NY, OH, and esp. PA (7) -- 22  
 1196. 1925 -- anthrax, CA/2, CT, DE/3, IL, IN, LA/2, MA, MS, MO, NJ, NY/2, OR, PA/4, WA-- 22  
 1197. 1962 -- typhoid fever/15 and paratyphoid fever/7; PHS, *Vital Statistics-Mortality 1962*--22  
 1198. 1969 -- mumps; ICD-8 code 072; especially NY (4) -- 22  
 1199. 2009 -- chickenpox (varicella), ICD-10 code B01 -- 22
1200. 1745 -- “throat distemper” (diphtheria), Hampton & especially Kensington/16, NH -- 21  
 1201. 1975 -- rubella/German measles; ICD-8 code 056; esp. IL/3, LA/3, CA/2, PA/2 -- 21  
 1202. 2009 -- streptococcal toxic shock syndrome, ICD-10 code A48.3 (emerging disease) -- 21  
 1203. 2011 -- adenovirus infection, ICD-10 code B34.0, death rate 0.007 per 100,000 -- 21  
 1204. 2012 -- adenovirus infection, ICD-10 code B34.0, death rate 0.007 per 100,000 -- 21  
 1205. 2015 -- streptococcal toxic shock syndrome, ICD-10 code A48.3 (emerging disease) -- 21  
 1206. 2020 -- chickenpox (varicella), ICD-10 code B01 (CDC Wonder site, no state data) -- 21
1207. 1726 -- summer, unknown typhoid fever-like epidemic, Newent Parish, Norwich, CT--~20  
 1208. 1954 -- typhus and other rickettsial diseases, 15 States -- 20  
 1209. 1966 -- diphtheria, especially TX (6) -- 20  
 1210. 1971 -- rubella/German measles; AL CA GA HI IL IN IA LA MA NC OK PA TN TX--20  
 1211. 1974 -- measles/rubeola; ICD-8 code 055; esp. CA/2, NY/2, SD/2, TX/2 -- 20  
 1212. 1975 -- measles/rubeola; ICD-8 code 055; especially IL (4), CA (3), TX (3) -- 20  
 1213. 2008 -- streptococcal toxic shock syndrome, ICD-10 code A48.3 (emerging disease) -- 20  
 1214. 2008 -- whooping cough (ICD-10 code A37.0), 18 under 1 year-old -- 20  
 1215. 2013 -- adenovirus infection, ICD-10 code B34.0, death rate 0.006 per 100,000 -- 20  
 1216. 2018 -- chickenpox (varicella), ICD-10 code B01 (CDC Wonder site) -- 20
1217. 1741 -- pre-Apr, “Long” or “Lung” fever,” Sutton, MA (19), New London, CT (?) -- ≥19  
 1218. 1914 -- anthrax, CA, CT, DE, LA, ME, NE, NJ (2), NY, OH (2), PA (6), VA, WI -- 19  
 1219. 1956 -- typhus and other rickettsial diseases, 12 States -- 19  
 1220. 2004 -- chickenpox (varicella), ICD-10 code B01 -- 19  
 1221. 2009 -- adenovirus infection, ICD-10 code B34.0, death rate 0.006 per 100,000 -- 19
1222. 1893 -- smallpox outbreak, Feb-Dec, Reading, Berks County, PA -- 18



1223.	1894 -- poliomyelitis epidemic, VE, especially Rutland & Wallingford	--	18
1224.	1936 -- anthrax, international list #20, Census Bureau. Mortality Statistics 1936	--	18
1225.	1955 -- malaria, deaths in 11 States	--	18
1226.	1965 -- diphtheria, especially Alabama (5)	--	18
1227.	1971 -- whooping cough/pertussis; ICD-8 code 033; KY/4, LA/OK/TX/2, AL/GA/IA/MS/NY/OH/SC/1--	--	18
1228.	2002 -- whooping cough (ICD-10 code A37.0), all 18 under 1 year-old	--	18
1229.	2006 -- chickenpox (varicella), ICD-10 code B01	--	18
1230.	2007 -- streptococcal toxic shock syndrome, ICD-10 code A48.3 (emerging disease)	--	18
1231.	2008 -- chickenpox (varicella), ICD-10 code B01	--	18
1232.	2019 -- chickenpox (varicella); ICD-10 code B01 (CDC Wonder site)	--	18

**Diseases – By Mortality – (continued):**

1233.	1832 -- scarlet fever, Jun 16-22, Binghamton, NYC, Oneonta, Yonkers	--	17
1234.	1912 -- anthrax, DE, KY (3), MA (2), MN, MO, NJ, NY, OH (3), PA (4)	--	17
1235.	1953 -- rubella (German measles; code 086)	--	17
1236.	1977 -- German measles (rubella), MI/3, CA/IL/KY/VA/2 ea., AZ/FL/GA/NM/NY/WI/1--	--	17
1237.	2001 -- whooping cough (ICD-10 code A37.0), (16 under 1 year; 1, 1-4 years-old)	--	17
1238.	2012 -- whooping cough (ICD-10 code A37.0), 15 under 1 year-old	--	17
1239.	1776 -- “Throat Ail” (diphtheria?), especially children, Athol, MA	--	16
1240.	1851 -- yellow fever outbreak, New Orleans, LA	--	16
1241.	1946 -- leprosy (Hansen’s disease), infectious and parasitic diseases Int. code 23	--	16
1242.	1947 -- leprosy (Hansen’s disease), infectious and parasitic diseases code 23	--	16
1243.	1963 -- rubella (German measles)	--	16
1244.	1965 -- polio, acute (does not include late effects of poliomyelitis), especially TX (4)--	--	16
1245.	1966 -- typhoid fever, AL/AZ/AR/GA/KY/MD/MS/NE/NY/OH/OK/SC/TN/TX	--	15-16
1246.	1967 -- rubella (German measles)	--	16
1247.	1970 -- mumps; ICD-8 code 072; MI/NY/NC/2 ea., AR/CA/IL/ME/ND/OH/TX/VA/WA/WI/1 ea.--	--	16
1248.	1972 -- mumps; ICD-8 code 072; TX/4, CA/2, IN/2, NY/2, PA/2, UT/2, WV/2	--	16
1249.	1973 -- rubella (German measles), ICD-8 code 056, esp. MI (4), CA (3), TX (2)	--	16
1250.	1998 -- adenovirus infection, ICD-9 code 079.0, death rate 0.01 per 100,000	--	16
1251.	2003 -- chickenpox (varicella), ICD-10 code B01	--	16
1252.	2004 -- whooping cough (ICD-10 code A37.0), 15 under 1 year-old	--	16
1253.	2005 -- adenovirus infection, ICD-10 code B34.0, death rate 0.005 per 100,000	--	16
1254.	2008 -- adenovirus infection, ICD-10 code B34.0, death rate 0.005 per 100,000	--	16
1255.	2012 -- chickenpox (varicella), ICD-10 code B01, especially ≥85 (7)	--	16
1256.	2013 -- streptococcal toxic shock syndrome, ICD-10 code A48.3 (emerging disease)	--	16
1257.	2015 -- July-mid Aug, Legionella pneumophila/Legionnaires’, South Bronx NYC	--	16
1258.	2017 -- chickenpox (varicella), ICD-10 code B01 (CDC Wonder site)	--	16
1259.	1764 -- “throat distemper” (diphtheria), especially children, Westminster, MA	--	15
1260.	1955 -- typhus & other rickettsial diseases, AL CO GA IN LA MD NJ NC SC TX VA--	--	15
1261.	1971 -- mumps; ICD-8 code 072; AL, CA, ID, IL, IN KS MS NE NJ NY OR TN TX--	--	15
1262.	1974 -- rubella (German measles), ICD-8 code 056, esp. AL (3), AZ (2), MA (2)	--	15
1263.	1977 -- measles (Rubeola), CA/TX/2, CT/FL/GA/IN/MO/NJ/NC/OR/TN/VA/WI/1--	--	15

1264.	2006	-- adenovirus infection, ICD-10 code B34.0, death rate 0.005 per 100,000	--	15
1265.	2007	-- adenovirus infection, ICD-10 code B34.0, death rate 0.005 per 100,000	--	15
1266.	2009	-- whooping cough (ICD-10 code A37.0), all under 1 year-old	--	15
1267.	2010	-- adenovirus infection, ICD-10 code B34.0, death rate 0.005 per 100,000	--	15
1268.	2010	-- chickenpox (varicella), ICD-10 code B01	--	15

**Diseases – By Mortality – (continued):**

1269.	1756	-- summer, diphtheria epidemic, children, Saco, ME	--	14
1270.	1764	-- Jan 20-30, “Nervous Pleuritic Disorder” (respiratory infection), Newport, RI <sup>198</sup>	--	14
1271.	1911	-- anthrax, CA (2), CT (2), DE, IN, LA (2), MA, NY, OH, PA (2), VT	--	14
1272.	1940	-- smallpox, International code number 34. Census Bureau. <i>Vital Statistics 1940</i>	--	14
1273.	1957	-- malaria	--	14
1274.	1961	-- rubella (German measles)	--	14
1275.	1965	-- July 27-Aug, “Legionnaires’ Disease” St. Elizabeth’s Hospital, DC	--	14
1276.	1972	-- rubella (German measles), ICD-8 code 056, CA IN LA MA NE NY OH 2 each	--	14
1277.	1974	-- whooping cough (pertussis; ICD-8 code 033.0); esp. CA/2, KY/2, MI/2, NY/3	--	14
1278.	2007	-- chickenpox (varicella), ICD-10 code B01	--	14
1279.	2010	-- meningococcal meningitis, ICD 10 Code A39.0	--	14
1280.	2011	-- chickenpox (varicella), ICD-10 code B01	--	14
1281.	2014	-- whooping cough (ICD-10 code A37.0), 10 under 1 year-old	--	14
1282.	2015	-- chickenpox (varicella), ICD-10 code B01., especially children	--	14
1283.	2021	-- chickenpox (varicella), ICD-10 code B01.0 (CDC WONDER, no state data)	--	14
1284.	1969	-- whooping cough/pertussis; ICD-8 code 033; TX/4, AZ/CA/CO/IL/KY/MS/TN/VA/WI/1	--	13
1285.	1971	-- diphtheria (ICD-8 code 032), AK/CA/LA/TX 2 each, FL/GA/KS/MN/PA 1 ea.	--	13
1286.	1985	-- malaria, ICD-9 codes 084.0-084.9, death rate 0.01 per 100,000	--	13
1287.	1994	-- shigellosis (infectious diarrhea / bacillary dysentery) ICD-9 code 004.0	--	13
1288.	2005	-- chickenpox (varicella), ICD-10 code B01	--	13
1289.	2012	-- streptococcal toxic shock syndrome, ICD-10 code A48.3 (emerging disease)	--	13
1290.	1737-38	-- Dec-Jan 1738, smallpox, esp. Chilmark & Edgartown, Martha’s Vineyard, MA	--	12
1291.	1854	-- late March through early April (esp.) scarlet fever outbreak, Jacksonville, FL	--	12
1292.	1941	-- smallpox, Census Bureau. <i>Vital Statistics, Part I, Mortality</i> , p. 150	--	12
1293.	1960	-- rubella (German measles)	--	12
1294.	1967	-- typhoid fever	--	12
1295.	1968	-- typhoid/paratyphoid fever; ICD-8 code 001-002; CA/DC/GA/IL/MD/NJ/NM/NC/OK/TX/WV	--	12
1296.	1970	-- whooping cough/pertussis; ICD-8 code 033; CA/3, IL/IN/KY/MS/NC/OR/PA/SC/TX	--	12
1297.	1973	-- mumps; ICD-8 code 072; CA/2, 1 each FL ID MN OK OR PA RI TN WA WV	--	12
1298.	1989	-- whooping cough (ICD-9 code 033.0), 9 (under 1 year), 3 (1-4 years old)	--	12
1299.	1990	-- whooping cough (ICD-9 code 033.0), 11 (under 1 year), 1 (1-4 years old)	--	12
1300.	1993	-- malaria, ICD-9 codes 084.0-084.9, death rate 0.005 per 100,000	--	12
1301.	2000	-- whooping cough (ICD-10 code A37.0), (all under 1 year-old)	--	12
1302.	2001	-- adenovirus infection, ICD-10 code B34.0, death rate 0.004 per 100,000	--	12
1303.	2002	-- adenovirus infection, ICD-10 code B34.0, death rate 0.004 per 100,000	--	12

<sup>198</sup> We place this in the “influenza” sub-type below in that both sources used thought this was probably influenza.

1304. 2002 -- malaria, ICD-10 code B50-54, death rate 0.004 per 100K; all States <10 deaths -- 12  
 1305. 2013 -- whooping cough (ICD-10 code A37.0), 10 under 1 year-old -- 12  
 1306. 2014 -- streptococcal toxic shock syndrome, ICD-10 code A48.3 (emerging disease) -- 12  
 1307. 2014 -- June-Oct 2015, Legionella pneumophilia/Legionaries' Disease, Flint, MI -- 12  
 1308. 2015 -- meningococcal meningitis, ICD 10 code A39.0 (no state with  $\geq 10$  deaths) -- 12

**Diseases – By Mortality – (continued):**

1309. 1956 -- malaria -- 11  
 1310. 1969 -- malaria, ICD-8 codes 084.0-084.9; CA/PA/WI (2 each), CT/FL/MI/TN/TX/1 ea.-- 11  
 1311. 1978 -- measles (Rubeola), ICD-8 code 055; GA/2, IN/2, IA/MI/NJ/NY/OH/TX/VA-- 11  
 1312. 1980 -- measles, ICD-9 code 055; CA/2, NJ/2, NY/2, KS/MN/OK/PA/TN (1 each) -- 11  
 1313. 1980 -- whooping cough, under 1 year/10, 1-4 years/1, CA/FL/GA/KY/NY/PA/VA-- 11  
 1314. 1989 -- malaria, ICD-9 codes 084.0-084.9, death rate 0.004 per 100,000 -- 11  
 1315. 1992 -- measles, especially young children -- 3-11  
 1316. 1995 -- adenovirus infection, ICD-9 code 079.0, death rate 0.004 per 100,000 -- 11  
 1317. 1997 -- adenovirus infection, ICD-9 code 079.0, death rate 0.004 per 100,000 -- 11  
 1318. 1999 -- adenovirus infection, ICD-10 code B34.0, death rate 0.004 per 100,000 -- 11  
 1319. 2000 -- adenovirus infection, ICD-10 code B34.0, death rate 0.004 per 100,000 -- 11  
 1320. 2003 -- whooping cough (ICD-10 code A37.0), 10 under 1 year-old -- 11  
 1321. 2012 -- meningococcal meningitis, ICD 10 Code A39.0 -- 11  
 1322. 2016 -- whooping cough (ICD-10 code A37.0) -- 11  
 1323. 2018 -- Oct esp., adenovirus 7, children, Wanaque Nursing & Rehabilitation Center, Haskell, NJ--11
1324. 1693 -- June 17 start, yellow fever, Boston, British fleet arrival from Martinique<sup>199</sup> --  $\leq 10$   
 1325. 1711-12 -- winter, disease (smallpox/pestilential fever/pleurisies/flux), Charleston SC-- $\geq 10$   
 1326. 1715 -- smallpox, NY and NJ colonies, esp. Burlington and Perth Amboy, NJ --  $\geq 10$   
 1327. 1755 -- early fall, diphtheria, New Casco, ME -- 10  
 1328. 1759 -- measles (“many...in a short space of time; not a house exempt...”), Fairfield NJ --  $> 10$   
 1329. 1763 -- winter, throat distemper epidemic (diphtheria), Philadelphia, PA --  $> 10$   
 1330. 1769 -- throat distemper (diphtheria), especially children, New York City, NY --  $> 10$   
 1331. 1771 -- May-July, scarlet fever (especially children), Duxbury, MA --  $\geq 10$   
 1332. 1801 -- Oct (1<sup>st</sup> week), dysentery (3-4 children a day), Salem, MA --  $\geq 10$   
 1333. 1972 -- diphtheria (ICD-8 code 032), AK/2, NE/2, NY/2, WA/4 -- 10  
 1334. 1973 -- diphtheria (ICD-8 code 032), CA/2, FL/1, MA/1, NM/2, OR/3, WA/1 -- 10  
 1335. 1977 -- whooping cough, CA, FL, GA, KS, NC, PA, TN, TX, VA, WA 1 each -- 10  
 1336. 1978 -- German measles (rubella), ICD 8 code 056; CA/FL/IL/IN/MO/OK/TN/WI -- 10  
 1337. 2010 -- malaria, ICD-10 codes B50-B54, no State had at least 10 deaths -- 10  
 1338. 2013 -- malaria, ICD-10 codes B50-B54 -- 10  
 1339. 2014 -- meningococcal meningitis, ICD 10 Code A39.0 (no state with  $\geq 10$  deaths) -- 10  
 1340. 2016 -- hantavirus (cardio)-pulmonary syndrome (HPS), ICD 10 Code B33.4 -- 10  
 1341. 2019 -- whooping cough, ICD-10 code A36 (CDC Wonder site) -- 10

1342. 1648-49 -- smallpox epidemic, Mass. Bay Col., esp. Scituate, Roxbury, Cape Cod<sup>200</sup>-major

<sup>199</sup> Approximately 3,100 British sailors and soldiers died from yellow fever on way to Boston and while stationed there in June and July. It was only reported that “several” colonists succumbed in Boston.

1343. 1668 -- late summer to early fall, yellow fever epidemic, New York City, NY<sup>201</sup> --many  
 1344. 1789-90 -- fall-spring, influenza epidemic; CT/ME/MA/NH/NY/Philadelphia/RI<sup>202</sup> --many

**Diseases -- Fewer than ten deaths:**

2001 -- malaria, ICD-10 codes B50-B54, death rate 0.003 per 100,000	--	9
2004 -- adenovirus infection, ICD-10 code B34.0, death rate 0.003 per 100,000	--	9
2013 -- meningococcal meningitis, ICD 10 Code A39.0	--	9
2017 -- whooping cough (Pertussis), ICD-10 code 137.0-A37.9	--	9
2018 -- whooping cough (Pertussis), ICD-10 code A37.0-A37.9; CDC Wonder site	--	9
1955 -- rubella (German measles)	--	8
1975 -- mumps; ICD-8 code 072; CA, LA, NC, OH, TX, VA, WI and WY 1 each	--	8
1975 -- whooping cough (pertussis; ICD-8 code 033.0); MO FL GA IL IN MI TX, 1 each	--	8
2003 -- adenovirus infection, ICD-10 code B34.0, death rate 0.003 per 100,000	--	8
1973 -- malaria, ICD-10 Code 084, FA/1, IL/2, IN/1, MI/1, NJ/1, ND/1	--	7
1976 -- whooping cough, NY (2), FL, MS, OH, OK, WI, one each	--	7
1979 -- measles, ICD-9 codes 055-056; IL, KS, LA, ME, NJ, PA, TX (1 each)	--	7
1966 -- leprosy (Hansen's disease)	--	6
1971 -- malaria; ICD-8 code 084; AL, AR, CA, OH, OK, SC (1 each)	--	6
1972 -- whooping cough (pertussis; ICD-8 code 033); NJ/2, SC/2, WA/2	--	6
1974 -- mumps; ICD-8 code 072; AL, LA, MA, MO, OR, WA 1 each	--	6
1980 -- polio, DE (1), NY (2), OH (2), PA (1)	--	6
1981 -- measles, US death rate 0.003 per 100K; CA/FL/IN/MA/WA (1 each), OH/2	--	6
1981 -- whooping cough/Pertussis, one death each: CO, GA, KY, ND, WA, WI	--	6
1982 -- measles, US death rate 0.003 per 100K; AZ, KY, MI, MS, NH, NY	--	6
1996 -- adenovirus infection, ICD-10 code B34.0, death rate 0.002 per 100,000	--	6
1979 -- typhoid & Paratyphoid fevers ICD-9 codes 002.0-002.9, AZ/CA/GA/MS/TX	--	5
1975 -- diphtheria; ICD-8 code 032, AK (1), AZ (1), VA (1), CO (1), IL (1)	--	5
1980 -- plague (all forms/5, bubonic/2), New Mexico (3), CA (1), NV (1)	--	5
1974 -- diphtheria; ICD-8 code 032; CA (1), CO (1), TX (2), WA (1)	--	5
1971 -- scarlet fever; ICD-8 code 34.1; IN/1, IA/1, NC/1, TX/1	--	4

<sup>200</sup> Have not found a source speculating on death-toll. One source notes this was a "major outbreak" over a fairly wide area of the colony (including Roxbury Scituate and Cape Cod, with Boston to a lesser extent), and another source stating that it was a "very virulent" outbreak, noting Scituate, Cape Cod, Boston and Roxbury. Whatever the actual death toll, it surely was more than ten, thus warranting inclusion herein.

<sup>201</sup> Have not seen death-toll estimate. In proclaiming Day of Humiliation, NY Governor Lovelace wrote that "many" were "daily swept away & many more lying on their languishing beds, expecting each hour their dissolution."

<sup>202</sup> Sources consulted do not provide an estimate. Kohn ("New England influenza epidemic of 1789," *Encyclopedia of plague and Pestilence*), writes it was widespread in states we note, affected thousands/fall of 1789, lasted about 4-6 weeks in each place in the first (1789) wave, was "particularly harsh on the elderly and chronically ill," and that there were especially "many" deaths from the derivative pneumonia. Notes the "case-mortality is believed to have been less than 50 percent during the epidemic." If there were thousands of cases, there would be many deaths.

1974 -- malaria; ICD-8 code 084.0-085.5, 084.8 and 084.9; IN, MN, NY, PA 1 each	--	4
1985 -- measles, AZ (1); IL (1); ME (1); MA (1)	--	4
1988 -- measles, LA County, CA/1 Palm Beach Co., FL/1 Palm Beach Co., OR/1	--	3
1949 -- Mar 12, smallpox, Elsa, TX	--	1
1953 -- smallpox, Texas	--	1

## **DISEASES, especially communicable/infectious, especially epidemics -- Chronological**

1. 1492-1800 – North American Native American population decline, esp. disease --~2,800,000
2. 1538-39 -- unknown epidemic, “Cofitachequi”<sup>203</sup> Natives, central SC --hundreds
3. 1585, June-June 1586 -- Disease, Natives visited by English from Roanoke Colony, NC  $\geq$ 360
4. 1586 -- Passamaquoddy Natives “Devastated” by typhus epidemic, Maine --hundreds?
5. 1592-96--measles epidemic, Seneca natives, central and western NY --100s, possibly 1000s
  
6. 1607 -- July-Dec, Disease and Famine/Starvation, Jamestown Colony, VA<sup>204</sup> -- 66
7. 1616 -- unknown epidemic Disease, Natives, especially ~coasts of MA, ME, RI --thousands
8. 1633-34 -- smallpox epidemic, New England Natives, Plymouth Colonists, MA -->1,000
9. 1634-35 -- smallpox epidemic, Five Nations, especially Mohawks, Upper NY<sup>205</sup>  $\geq$ 2,000
10. 1647 -- influenza, CT (~40-50) and MA (~40-50) Natives and other colonies (?) --  $\geq$ 100
11. 1648-49 -- smallpox epidemic, Mass. Bay Col., esp. Scituate, Roxbury, Cape Cod<sup>206</sup> --major
12. 1659 -- measles epidemic, Native Americans, FL --10,000
13. 1662-63 -- smallpox, NY Iroquois Confederacy, Fort Orange, NY, Dutch settlers -->1,000
14. 1666 -- smallpox, (Population of colony about 4,000), Boston, MA --40-50
15. 1667 -- smallpox epidemic, Native Americans, VA, especially eastern shore VA -->300
16. 1668 -- late summer to early fall, yellow fever epidemic, New York City, NY<sup>207</sup> --many
17. 1676 -- Aug-Sep, Bloody Flux (dysentery) Mass. Bay Colony, especially Boston<sup>208</sup> -- 50
18. 1677-78 -- smallpox epidemic, Massachusetts Bay Colony, esp. Boston & vic. --750-1,000
19. 1689-90 -- smallpox, New England and NY, settlers and natives -- $\geq$ 820-1,500
20. 1690 -- Spring-fall, smallpox, Iroquois Native Americans, esp. upper New York --~300-500
21. 1693 -- June 17 start, yellow fever, Boston, British fleet arrival from Martinique<sup>209</sup> --  $\leq$ 10?
22. 1697-98 -- ~Nov 1697--~Feb 1698 (3 mo.), “mortal disease” (influenza?), Fairfield, CT-- 70
23. 1697-98--smallpox, Charleston, SC (pop.  $\geq$ 5,000); (plus hundreds Native Americans)<sup>210</sup>--200-300
24. 1699 -- yellow fever epidemics, Charleston, SC (170-311); Philadelphia (220) --390-531
  
25. 1702 -- summer (late) to early Spring 1703, smallpox epidemic, Boston, MA --302-313
26. 1702 -- summer to late fall, yellow fever epidemic, New York City, NY --500-570
27. 1706 -- Aug-Oct especially, yellow fever epidemic, Charleston, SC -- ~65
28. 1709-10 -- smallpox epidemic, Native Americans, lower CA -- $\geq$ 2,000

<sup>203</sup> Cofitachequi is the name the Spaniards of Hernando de Soto’s expedition gave to these natives. Some speculate they could have been Catawban. (Holleman, Joey. “The lost tribe of South Carolina.” *The State*, 7-5-2009.)

<sup>204</sup> Cross-listed in Starvation. The sources utilized do not breakout starvation/famine from disease deaths.

<sup>205</sup> We assume that if, as reported, thousands died, then at least 2,000 must have died.

<sup>206</sup> Have not found a source speculating on death-toll. One source notes this was a “major outbreak” over a fairly wide area of the colony (including Roxbury Scituate and Cape Cod, with Boston to a lesser extent), and another source stating that it was a “very virulent” outbreak, noting Scituate, Cape Cod, Boston and Roxbury. Whatever the actual death toll, it surely was more than ten, thus warranting inclusion herein.

<sup>207</sup> Have not seen death-toll estimate. In proclaiming Day of Humiliation, NY Governor Lovelace wrote that “many” were “daily swept away & many more lying on their languishing beds, expecting each hour their dissolution.”

<sup>208</sup> Fifty deaths in August (Increase Mather). Was also reported still deadly in September but we have no numbers.

<sup>209</sup> Approximately 3,100 British sailors and soldiers died from yellow fever on way to Boston and while stationed there in June and July. It was only reported that “several” colonists succumbed in Boston.

<sup>210</sup> We derive “hundreds” from accounts which note high mortality in Native populations in SC and NC, but do not note an estimated mortality range. Whatever the number, it would be in addition to the 200-300 for Charleston.

**DISEASES**, especially communicable/infectious, esp. epidemics -- **Chronological** -- cont.

29. 1711-12 -- winter (within two months), "Malignant Distemper" (influenza?), CT -- 250
30. 1711-12 -- winter, Disease (smallpox/pestilential fever/pleurisies/flux), Charleston SC-- >10
31. 1712-13 -- Oct 1712-Sep 1713, "Malignant Distemper," Waterbury, CT --21-30
32. 1713-14 -- Oct-1714, measles epidemic, Boston (100) MA (also CT, RI, NY, NJ, NH, PA)-->109
33. 1715 -- measles, New London, CT (9); "malignant disease," Plymouth, MA (40) -- 49
34. 1715 -- smallpox, NY and NJ colonies, esp. Burlington and Perth Amboy, NJ -- ≥10
  
35. 1721 -- May-Apr 1722, smallpox, Mass. Bay Colony, esp. Boston & Charlestown--957-1004
36. 1726 -- summer, unknown typhoid fever-like epidemic, Newent Parish, Norwich, CT -- ~20
37. 1727 -- Sum. esp., typhoid fever-like epidemic Norwich (~40) & Woodbury (≥44), CT-- ≥84
38. 1728 -- Late summer to fall, yellow fever, Charleston, SC -- <130
  
39. 1730 -- smallpox epidemic, Massachusetts Bay Colony, especially Boston -->502
40. 1731 -- smallpox epidemics, New York City (548-700) and Philadelphia (288) --836-988
41. 1732 -- Oct, influenza outbreak, New England, NY, Philadelphia, esp. Ipswich MA/17-- ≥36
42. 1732 -- smallpox, esp. Cheshire CT (~18) and Albany (68) & Kingston (22), NY --104-118
43. 1732 -- May-Oct, yellow fever outbreaks, Charleston SC (130-150), NYC (70) --200-220
44. 1735-41 (esp. 1735-37) -- "throat distemper" (diphtheria),<sup>211</sup> esp. CT/ME/MA/NH --5,000
45. 1735-36 -- Aug 1735-July, 1736, scarlet fever outbreak, Boston, MA --100-114
46. 1736 -- July-Nov, epidemic (scarlet fever or diphtheria?), esp. children, Marblehead MA-- ~25
47. 1736 -- smallpox epidemic, Philadelphia, PA -- 158
48. 1737-38 -- Dec-Jan '38 -- smallpox, esp. Chilmark & Edgartown, Martha's Vineyard, MA-- 12
49. 1738 -- smallpox epidemic, Charleston, SC -- 311
50. 1739 -- June-July 19, smallpox, Newport and nearby vicinity, RI --23-27
51. 1738-39 -- smallpox, Catawba (NC/SC) and Cherokee Natives (NC) --7,700-11,700
52. 1739 -- yellow fever, "severe" extensive, "raged...violently," Charleston, SC<sup>212</sup> --dozens
  
53. 1741 -- Pre-April, "Long" or "Lung" fever," Sutton, MA (19), New London, CT (?) -- ≥19
54. 1741 -- Sum.-fall, yellow fever epidemic, Boston, MA and esp. Philadelphia, PA -- 265
55. 1742 -- smallpox outbreak in New York, NY -- 250
56. 1742 -- Aug-Jan 1743 (esp.), "Throat Ail" (diphtheria), Greenland & esp. Stratham, NH-- 97
57. 1742 -- Aug-summer 1743, dysentery outbreak, East Haven (population ~500), CT --43-60
58. 1743 -- July 25-Oct, yellow fever epidemic, New York City, NY -- 217
59. 1745 -- "throat distemper" (diphtheria), Hampton and especially Kensington/16, NH -- 21
60. 1745 -- malignant dysentery epidemics, Shrewsbury, MA, esp. Stamford (one str.), CT-- ≥80
61. 1745 -- June-Nov, yellow fever, New York City and especially Charleston, SC<sup>213</sup> --dozens
62. 1746 -- dysentery ("fever & Flux") epidemics, esp. Harvard/37, Westborough/25 MA -- ≥62

<sup>211</sup> Referred to as throat distemper, and other names at the time, descriptions point to what was later named diphtheria. Scarlet fever occurred as well, with deaths, but sources indicate the major epidemic was diphtheria.

<sup>212</sup> The closest we have seen to a fatality estimate is Duffy's note that it "was not quite as bad as the previous one [yellow fever epidemic] in 1732." In that year between 130 and 150 people are estimated to have died from yellow fever in Charleston. (Duffy, John. *epidemics in Colonial America*. Baton Rouge: LSU Press, 1953, 1979, p. 152.)

<sup>213</sup> Cannot find number of reported deaths, but a Census of Charleston for the year 1848 compares the fatality of 145 to that of 1732, wherein 130-150 people died from yellow fever.

63. 1746 -- Aug-frost (probably Oct), yellow fever or typhoid epidemic, Albany, NY<sup>214</sup>-- 45  
 64. 1747 -- “throat distemper (diphtheria), MA (≥89) and Kensington, NH (48-52) --137-≥141  
 65. 1747 -- measles epidemic, Philadelphia, PA (cases noted also in CT, NH, NY, SC) -- 84  
 66. 1747 -- June 29- frost (probably Oct), yellow fever, Philadelphia, PA -- >43  
 67. 1748 -- Mid-Aug to mid- Oct, yellow fever outbreak, Charleston, SC -- ≥33  
 68. 1749 -- dysentery epidemics, CT, esp. Waterbury (130) Woodbury (57), CT --252-262  
 69. 1749-50 -- “throat distemper” (diphtheria), MA, esp. Tewksbury (≥38) --≥106-112

**DISEASES**, especially communicable/infectious, esp. epidemics -- **Chronological** -- cont.

70. 1751 -- dysentery epidemic, Canaan (~10), Hartford (64) and New Haven (45), CT --~119  
 71. 1751-52 -- “throat distemper” (diphtheria), esp. Abington/Hingham/Weymouth, MA --240-290  
 72. 1752 -- Early in year through at least summer, Small-Pox epidemic, Boston, MA --535-569  
 73. 1753 -- “throat distemper (diphtheria), Exeter, Stratham and Rye, NH -- ~72  
 74. 1753 -- Late summer-fall (~2 mo.), dysentery (“Camp Distemper”), esp. Norwich, CT-- 28  
 75. 1753-54 -- Dec-Jan (2 mo.), unknown epidemic fever, Holliston (pop. ~80 families), MA--43  
 76. 1754-55 -- Jan ‘54-July ‘55, “throat distemper” (diphtheria), esp. children, Hampton NH -- 51  
 77. 1754 -- typhoid fever, Philadelphia, PA -- 273  
 78. 1755 -- Early fall, diphtheria, New Casco, ME -- 10  
 79. 1756 -- summer, diphtheria epidemic, children, Saco, ME -- 14  
 80. 1756 -- epidemics, esp. dysentery; Mass. Bay Col., esp. Rutland/60, Lancaster/42, MA -->225  
 81. 1756 -- smallpox epidemic, Philadelphia -- 900  
 82. 1758-59 -- measles epidemic, Philadelphia, PA (cases also in MA ME NJ SC VA) -->100  
 83. 1759 -- measles (“many...in a short space of time; not a house exempt...”), Fairfield NJ ≥10?  
 84. 1759 -- smallpox epidemic, Philadelphia -- 600  
 85. 1759-60 -- smallpox epidemic, Catawba Nation, SC -- ~300
86. 1760 -- smallpox epidemic, Charleston SC (as well as undocumented Native deaths)--730-940  
 87. 1760-61 -- winter-spring, influenza epidemic, esp. Natives, esp. CT, MA, ME, PA --hundreds  
 88. 1762 -- Aug-Nov,<sup>215</sup> yellow fever, Philadelphia, PA --~100?  
 89. 1763 -- smallpox epidemic, Native Americans, CA -->100  
 90. 1763 -- winter, throat distemper epidemic (diphtheria), Philadelphia, PA -- >10  
 91. 1763-64 -- Aug-Feb, yellow fever, Indians, Nantucket Isl., & Martha’s Vineyard, MA<sup>216</sup> --200-261  
 92. 1763-64 -- Dec-July, smallpox epidemic, Boston (170) & Cambridge (6), MA colony -- 176  
 93. 1764 -- “throat distemper” (diphtheria), especially children, Westminster, MA -- 15  
 94. 1764 -- Jan 20-30, “Nervous Pleuritic Disorder” (respiratory infection), Newport, RI<sup>217</sup>-- 14  
 95. 1764-65 -- smallpox, esp. Iroquois, Shawnee, Lenape, Creek, Choctaw, Chickasaw >1,800  
 96. 1765 -- yellow fever epidemic, Pensacola, FL -- 125  
 97. 1767 -- Late summer, epidemic (dysentery?), New York City, NY<sup>218</sup> -- ≥30  
 98. 1767-70-- diphtheria epidemic (12% of population, mostly children), Oxford, MA --96-144

<sup>214</sup> Sources consulted then and since (five), disagree as to yellow fever or typhoid. Cross-listing in both sub-sets.

<sup>215</sup> Redman has the outbreak from Aug-Oct. Rush has it from Aug-Dec. We compromise between the two in that the mosquitoes which are the vector are generally killed off, or go into hibernation, with the first good frost.

<sup>216</sup> The Nantucket Island Native American population was decimated, only a small percentage survived.

<sup>217</sup> We place this in the “influenza” sub-type below in that both sources used thought this was probably influenza.

<sup>218</sup> Our number. Source notes “fifteen deaths were reported daily” during an epidemic (dysentery section of a paper).



99. 1768 -- fall-winter (two months), smallpox, especially children, Reading, PA -- >60  
 100. 1769 -- throat distemper (diphtheria), especially children, New York City, NY -- >10  
 101. 1769 -- Aug-Sep, Flux (dysentery) and fever outbreak, esp. children, Boston, MA -- ~108

**DISEASES**, especially communicable/infectious, esp. epidemics -- **Chronological** -- cont.

102. 1770 -- “Chin” (whooping) cough epidemic esp. children, Salem (pop. ~5,000), MA-- 37  
 103. 1770-71 -- winter, influenza epidemic “took scores of lives,” Philadelphia, PA --  $\geq$ 40  
 104. 1771 -- May-July, scarlet fever (especially children), Duxbury, MA --  $\geq$ 10  
 105. 1772 -- measles epidemics, Charleston, SC (800-900), Philadelphia, PA (180) --980-1,080  
 106. 1773 -- smallpox epidemic, Philadelphia (300), Marblehead (~3) & Salem (17), MA -- ~321  
 107. 1775 -- dysentery, DE, MD, NJ ( $\geq$ 10), but primarily CT ( $\geq$ 146) and MA ( $\geq$ 326) --  $\geq$ 482  
 108. 1775-82 -- smallpox epidemic, North America 84,000  
 109. 1776 -- “Throat Ail” (diphtheria?), especially children, Athol, MA -- 16  
 110. 1776 -- dysentery epidemics, NY (especially northern NY), MA and NJ --  $\geq$ 76  
 111. 1777 -- dysentery, CT, NJ, PA, VT, and especially MA ( $\geq$ 255) and NY ( $\geq$ 100) -->416  
 112. 1778 -- late sum.-fall, dysentery, esp. Dunstable, Lexington, Medford, Tewksbury MA-- 111  
  
 113. 1780-82 -- smallpox epidemic, Native Americans, Great Plains (see 1775-1782) -->32,000  
 114. 1789-90 -- fall-Spring, influenza epidemic; CT/ME/MA/NH/NY/Philadelphia/RI<sup>219</sup>--many  
  
 115. 1791 -- yellow fever epidemic, New York City, NY -- 200  
 116. 1792 -- yellow fever epidemic, Charleston, SC -- <96  
 117. 1793 -- dysentery, Coventry, CT, Caroline Co., MD, esp. Georgetown DC & vic.--hundreds  
 118. 1793 -- influenza epidemic, 5 counties, 4 weeks, VA -- 500  
 119. 1793 -- scarlet fever, New England (esp. CT), New Jersey, New York, Philadelphia --  $\geq$ 25  
 120. 1793 -- Aug–Nov, yellow fever epidemic, Philadelphia, PA --4,041-5,000  
 121. 1794 -- scarlet fever, Bolton, Lebanon, East Haven, etc., and esp. New Haven (52) CT-- $\geq$ 76  
 122. 1794 -- June-Nov, yellow fever, Baltimore MD (200-360); New Haven, CT (64) --264-424  
 123. 1795 -- “throat distemper” (diphtheria), Royalston (66) and Rutland (5) MA -- 71  
 124. 1795 -- dysentery epidemics, esp. Branford/East Haven/New Haven, CT/96, Norwich VT/60-- $\geq$ 156  
 125. 1795 -- Scarlett fever, at least 16 MA towns, esp. Beverly/19, Sterling/8, Topsfield/11-- $\geq$ 39  
 126. 1795 -- July 19–Oct 12, yellow fever epidemic, NY City; Providence, RI (45) --745--800  
 127. 1796 -- scarlet fever epidemic (esp. children), Marblehead, MA and esp. VT --681-846  
 128. 1796 -- yellow fever, esp. Charleston, SC/300, New Orleans/250-400; Wilmington NC/150--836-986  
 129. 1797 -- Sum-fall, dysentery, esp. Nantucket Isl. (100), Westport MA (30); Hanover NH (24)--163  
 130. 1797 -- yellow fever, New Design, MO, NYC, Philly, Providence, RI --2,502  
 131. 1798 -- Sum-fall, dysentery, VT, esp. Norwich/Pomfret/Salem/Sandgate, Shays’ Stlmt., VT-- $\geq$ 141  
 132. 1798 -- yellow fever epidemic, East Coast port cities ~10,000  
 133. 1799 -- Sum-fall, dysentery, especially children, Hanover and adjacent towns, NH --20-30  
 134. 1799 -- yellow fever, esp. Charleston, SC, NYC, Philadelphia, *Delaware & Greene*--1,356

<sup>219</sup> Sources consulted do not provide an estimate. Kohn (“New England influenza epidemic of 1789,” *Encyclopedia of plague and Pestilence*), writes it was widespread in states we note, affected thousands/fall of 1789, lasted about 4-6 weeks in each place in the first (1789) wave, was “particularly harsh on the elderly and chronically ill,” and that there were especially “many” deaths from the derivative pneumonia. Notes the “case-mortality is believed to have been less than 50 percent during the epidemic.” If there were thousands of cases, there would be many deaths.

**DISEASES**, especially communicable/infectious, esp. epidemics -- **Chronological** -- cont.

135. 1800 -- yellow fever, esp. Baltimore, Charleston SC, Norfolk, Providence, RI--1,509-1,806  
136. 1800 -- Sum., dysentery outbreak, esp. children, esp. Francestown & Hanover NH --103-113  
137. 1800 -- July-Oct smallpox epidemic blamed on virulent smallpox vaccine, Marblehead MA<sup>220</sup>68
138. 1801 -- Oct (1<sup>st</sup> week), dysentery (3-4 children a day), Salem, MA --  $\geq 10$   
139. 1801-02 --smallpox, Natives, esp. Chinook, Omaha, Osage, esp. Central, Northwest -->9,090  
140. 1801 -- yellow fever epidemic, Queensborough, NYC, NY -- 156  
141. 1802 --~Aug-Nov 2, dysentery, esp. Greenfield & Shelburne MA (92), Bridport VT/16-- 137  
142. 1802 -- yellow fever, Wilmington DE, MD, MA, Philadelphia, NH, SC -- 561  
143. 1803 -- Sum.-fall, dysentery, MA & VT, especially, Stowe and Stockbridge, VT (50)--  $\geq 82$   
144. 1803 -- yellow fever epidemic, July 18-Oct, Charleston SC, NY, VA, Philadelphia --1,403
145. 1804 -- dysentery, summer-fall (2 month period), (especially children), Orwell, VT -- 60  
146. 1804 -- epidemic, Possibly cholera (or typhoid or plague) Natives, Oahu, Hawaii >3,000  
147. 1804 -- scarlet fever ("Canker Rash"), Reading, Windsor County, VT (15), NYC (14)-- 29  
148. 1804 -- smallpox outbreak, New York City, NY --164-199  
149. 1804 -- tuberculosis, "Phthisis Pulmonalis," New York City (2,125 deaths all causes)-- 499  
150. 1804 -- yellow fever epidemics, NOLA, Brooklyn & especially Charleston, SC -- 198
151. 1805 -- smallpox, New York City, NY -- 62  
152. 1805 -- tuberculosis (Phthisis Pulmonalis), New York City (2,344 deaths all causes)-- 462  
153. 1805 -- yellow fever, esp. NYC/270-340, Philly/300-400, Providence, RI/10, SC/ $\leq 59$  --750-809  
154. 1805 -- Sep-Oct (esp.), dysentery, esp. Ashburnham/9, Beverly/24, Cambridge/9, MA-- 50
155. 1806 -- smallpox, New York City, NY (out of 2,225 deaths from all causes in NYC)-- 48  
156. 1806 -- tuberculosis (phthisis pulmonalis), New York City (2,225 deaths all causes) -- 354
157. 1807 -- smallpox, New York City, NY (29 out of 2,312 deaths), Philadelphia (32) -- 61  
158. 1807 -- yellow fever epidemic, especially Charleston, SC -- 169  
159. 1808 -- Year, smallpox, Philadelphia, PA, New York City, NY -- 207  
160. 1808 -- yellow fever epidemic, Sep 5-Oct, St. Mary's, GA -- 84  
161. 1809 -- May-Feb 1810 -- Disease/Illness, U.S. Army, MS -- 656  
162. 1809 -- yellow fever, esp. Brooklyn/NYC (42); New Orleans (civilian/military; ~800), LA-- 850
163. 1810-11 -- "Canker Rash" (diphtheria or scarlet fever),<sup>221</sup> children, Winchendon, MA-- 59  
164. 1811 -- "Spotted fever" (meningitis), NH ( $\geq 10$ ) & VT, esp. Woodstock (60-70), VT--103-108  
165. 1811 -- Oct-Apr 1812, smallpox, New York City (117); Baltimore, MD (135) -- 252  
166. 1811 -- yellow fever epidemic, New Orleans, LA -- >500  
167. 1812 -- Feb-Apr, Spotted fever/meningitis, esp. Acworth & Antrim NH; Pomfret & Reading VT--265-325  
168. 1812 -- Oct-June 1813 (esp.), Peripneumony/Lung fever (pneumonia), VT, esp. Burlington-4350-6400

<sup>220</sup> Cross-listed in Tainted Food, Drugs and Medications.

<sup>221</sup> "Canker rash" -- term used to describe both what was later referred to as scarlet fever and diphtheria. There were similar and dissimilar symptoms. Thus without detailed descriptions at the time it is not clear which disease.

169. 1814 -- summer-fall, epidemic fever (referred to as typhus), Wardsborough, VT --23-26  
 170. 1814-15 -- winter, "Putrid Sore Throat"? epidemic, eastern VA, esp. Northern Neck VA-->100  
 171. 1815 -- smallpox, New York City, NY -- 94  
 172. 1815-16, winter -- smallpox epidemic, Comanche Nation<sup>222</sup> -->4,000  
 173. 1816 -- smallpox, New York City, NY -- 179  
 174. 1817 -- June-Dec, yellow fever, esp. Charleston SC, Natchez MS, New Orleans --1208-1,233  
 175. 1818 -- yellow fever epidemics, esp. Charleston SC (115); New Orleans, LA (115) -- 234  
 176. 1819 -- yellow fever, esp. Charleston, Mobile, Natchez; most esp. New Orleans--2871-3,019

**DISEASES**, especially communicable/infectious, esp. epidemics -- **Chronological** -- cont.

177. 1820 -- May-Dec, yellow fever, Savannah GA/New Orleans/NYC/Philadelphia --1,335  
 178. 1821 -- summer-fall, yellow fever, esp. Norfolk VA (~160); St Augustine, FL (172)--≥414  
 179. 1821 -- Aug, smallpox, Baltimore, MD -- 47  
 180. 1822 -- summer, "Bilious ["Intermittent"] fever" epidemic, Louisville, KY --140-232  
 181. 1822 -- yellow fever, esp. late sum.-fall, esp. NOLA/Marietta OH/NYC/Pensacola<sup>223</sup>1,519-2,741  
 182. 1823 -- smallpox, Philadelphia, PA -- 160  
 183. 1823 -- July-Nov 1, yellow fever, Key West/>32, Natchez, MS/337, New Orleans/239-->613  
 184. 1824 -- smallpox, NYC, NY, Philadelphia, PA, Sandusky, OH --740-745  
 185. 1824 -- July-Nov, yellow fever, esp. Charleston SC (235); New Orleans LA (≥108) --364-373  
 186. 1825 -- yellow fever, esp. Mobile, Key West & Pensacola, NOLA, Natchez, Washington MS--428  
 187. 1827 -- yellow fever, esp. Charleston, SC (64) & New Orleans (109) epidemics -- ≥195  
 188. 1828 -- yellow fever, esp. Charleston SC/26, Memphis/56, MS/90, New Orleans/150-- 332  
 189. 1829-1833/esp. 1833--malaria? epidemic, West Coast Natives; CA/20K, OR-WA/10K--30,000  
 190. 1829 -- yellow fever, esp. FL, Mobile AL/130; Natchez MS/90; New Orleans LA/900 --1,146  
 191. 1830 -- July-fall, yellow fever, Charleston SC (39) & especially New Orleans (132) -- 172  
 192. 1832 -- June-Dec 16, cholera epidemics, esp. DC/LA/MD/NJ/NY/OH/PA/VA --16,781-18,491  
 193. 1832 -- yellow fever outbreak, New Orleans, LA -- 400  
 1833 -- unknown epidemic, natives, esp. Sacramento/San Joaquin Valleys, CA (see 1829)  
 194. 1833 -- May-Aug (esp.), cholera, esp. KY/~2000, NOLA/1000, WV/OH/IN/TN/IL --6308-6,353  
 195. 1833 -- Early Aug-early Nov, yellow fever epidemic, New Orleans, LA --1,000  
 196. 1834 -- ~Jul-Nov, cholera, esp. Baltimore, Cleveland, Detroit, Rochester; esp. NYC~1,693  
 197. 1834 -- smallpox, New York City, NY (233) and Philadelphia, PA (195) -- 428  
 198. 1834 -- yellow fever epidemic, New Orleans (≥95), LA; Charleston (49), SC -- 144  
 199. 1835 -- smallpox, especially New York City (351), Philadelphia (101) -- 452  
 200. 1835 -- Apr-Aug, cholera, esp. Madison, IN; KY, esp. Russellville; New Orleans, TN --590-601

<sup>222</sup> We note "greater than" 4,000 in that 4,000 is the estimated Comanche loss, whereas it has been written that the Kiowa, for example, lost to smallpox numbers in a ratio comparable to the Comanche.

<sup>223</sup> Also includes 101 fatalities on the U.S. Frigate *Macedonian*, sailing in the Caribbean late Spring to mid-summer.

201. 1835 -- Aug-Sep, yellow fever, Charleston SC (25-26) New Orleans LA (284-289) --309-315
202. 1835 -- Nov-Spring 1838, smallpox, Sitka, Gulf of AK, Kodiak, Aleutian Isl. natives, AK13,105
203. 1836 -- scarlet fever, Boston, MA, New York City, NY, Philadelphia, PA -- 458
204. 1836-37--measles, New York City, NY -- 443
205. 1837 -- scarlet fever, Boston, MA, New York City, NY, Philadelphia, PA -- 823
206. 1837 -- smallpox, California Native Americans<sup>224</sup> 2,000-10,000
207. 1837 -- Aug-Nov, yellow fever epidemics, Mobile AL; New Orleans LA; Natchez MS-1,550-1,930
208. 1837-38--smallpox, Upper Mid-West Native tribes, especially Dakotas/MT - -10K~17,000
209. 1838 -- yellow fever, New Orleans LA (17), NY Marine Hosp. (8) Charleston SC (351)--376
210. 1839 -- Jun-Oct, yellow fever, SC, FL, GA, TX, esp. Mobile, Natchez, New Orleans--~2,764

**DISEASES, especially communicable/infectious, esp. epidemics -- Chronological -- cont.**

211. 1840 -- yellow fever outbreak, Charleston, SC (22), New Orleans (3) -- 25
212. 1841 -- yellow fever, esp. FL & LA, esp. New Orleans, also Vicksburg, Charleston --3,498
213. 1842 -- July-Oct, yellow fever epidemics, Mobile AL (66-77), New Orleans (211) --285-289
214. 1843 -- July-Nov, yellow fever, esp. Mobile AL (240-750), New Orleans (487-700)--758-1,481
215. 1844 -- yellow fever, esp. Galveston TX (400); Mobile AL (40); New Orleans LA (148)--590
216. 1846 -- yellow fever epidemic, New Orleans, LA (146-160); also Mobile AL (4) --151-165
217. 1847 -- smallpox, Modoc Native Americans, Southwestern Oregon -- >150
218. 1847 -- fall, measles epidemic, Cayuse Indians, Southwestern WA -- >200
219. 1847 -- typhoid and typhus, New York City (1,396), typhus, New Orleans (154) --1,550
220. 1847 -- yellow fever, esp. NOLA, also Galveston, Mobile, Pensacola, Vicksburg<sup>225</sup> ≥3,400
221. 1848 -- scarlet fever outbreak, Mobile, AL -- 75
222. 1848 -- typhus and typhoid, New Orleans, LA/372, NYC/953, South Philly/205 --1,530
223. 1848 -- yellow fever, Mobile AL~76, New Orleans/850-872, NY Marine Hosp./12 --937-960
224. 1848 -- smallpox, esp. New York City, NY/585 and Philadelphia, PA/100 -- 691
225. 1848 -- Dec, cholera, New Orleans, also MS Riv., Paducah KY, NYC, Port Lavaca TX --1,159
226. 1848 -- Sep-early 49, measles/whooping cough/dysentery/influenza epidemics, HI --10,000
227. 1849 -- cholera, esp. OH (>7K); NY (>6K); Gold Rushers (~5K); Natives (~6K)<sup>226</sup> >45K-51,428
228. 1849 -- scarlet fever outbreak, Mobile, AL -- 50
229. 1849 -- Aug-Dec, yellow fever, Charleston SC/125, Mobile AL/50, New Orleans/737--912-944
  
230. 1850 -- cholera, esp. Sac. & SF, CA, IL, IN, KY, LA, MO, OH, TN, WI<sup>227</sup> --14,158-14,637

<sup>224</sup> As noted in the narrative description section, Shelburne Friend Cook in his *The Conflict Between the California Indian and White Civilization*, Part 4, 1976, p. 213, writes that the accounts he has before him giving estimates of 100,000, and 200,000 to 300,000, are “obviously wild guesses.” His own guesstimate (p. 214) is 2,000. We simply recognize the range. In another book in 1978 he writes that “the mortality may have reached 10,000.”

<sup>225</sup> In at least 10 Louisiana locations other than New Orleans; also in six known locations other than Vicksburg in Mississippi; was in Memphis, TN, and Brazos, Houston and Matamoras, Texas. Mostly late summer and fall.

<sup>226</sup> outbreaks elsewhere (see narrative document). We note that our sources could not have had access to all cholera deaths in areas of coverage. Collins and Collins write in *History of Kentucky*, there were many more deaths in the smaller towns and the countryside than they were able to chronicle. This must have been true all on river routes and rail traffic as well as in the wagon trains heading west during the Gold Rush. In addition, part of the explanation for the range has to do with what was called a death by cholera or a death caused by cholera-like symptoms, such as diarrhea or dysentery (interestingly co-incident in epidemic form during a cholera outbreak).

<sup>227</sup> This reflects zero Plains Native American deaths, whereas the range of cholera deaths amongst Plains natives in 1849 was 5,600-6,500. We believe that there must have significant loss of life, but have just not located sources.

**DISEASES**, especially communicable/infectious, esp. epidemics -- **Chronological** -- cont.

231. 1850 -- croup (contagious upper airway viral infection), nationwide 10,706  
232. 1850 -- dysentery, esp. NY/3691, PA/2683, OH/2568, MA/2437, IN/1270, CT/965 --20,556  
233. 1850 -- measles, especially NY/505, OH/363, PA/316, VA/222, MO/189, IN/163 --2,988  
234. 1850 -- scarlet fever, esp. PA/1,974, OH/1,301, NY/1,028, MA/571, MD/561, VA/523 --9,584  
235. 1850 -- scurvy, especially MO/18, NM Territory/5, OH/5, LA/NY/VA/4 each, IA/3 -- 54  
236. 1850 -- smallpox, esp. OH/551, NY/276, MA/232, PA/208, KY/150, MD/144, IN/140--2,352  
237. 1850 -- tuberculosis (consumption), esp. NY/6,691, PA/3,520, MA/3,426, OH/2,558--33,516  
238. 1850 -- typhoid fever, 31 States, Washington, DC, four Territories --13,099  
239. 1850 -- whooping cough, esp. NY/649, OH/450, GA/385, AL/305, PA/288, SC/269 --5,280  
240. 1850 -- yellow fever, Jan-Oct, esp. Jefferson/Orleans Parishes/New Orleans, LA and SC<sup>228</sup>--862
241. 1851 -- June-Aug esp., cholera, esp. St. Louis, IL, New OrL., Cincinnati, SD Sioux --3,314-3,322  
242. 1851 -- smallpox, esp., NYC/562-586, Philly/316; Augusta GA/7, Chicago/5 --895-909  
243. 1851 -- typhus/typhoid, NYC/1,103, New Orleans/typhus/228, Chicago/typhoid/10 --1,341  
244. 1851 -- yellow fever outbreak, New Orleans, LA -- 16
245. 1852 -- cholera, esp. NY/1.3K, IL/1.2-1.3K, New Orleans/1K-1.3K, MO/~1K --4,381-4,736  
246. 1852 -- smallpox, Nevada City, CA natives, NYC (407-516), Philadelphia/427 --943-1,052  
247. 1852 -- yellow fever, Charleston, New Orleans, Savannah -- 745  
248. 1852 -- Nov/Dec, unknown epidemic, Natives, Hock Farm, Sutter County, CA<sup>229</sup> -- 40
249. 1853 -- cholera, New Orleans, LA (554-585); Choctaw on Arkansas Riv., OK/14--568-599  
250. 1853 -- pneumonia outbreak, Native Americans, near Cherokee, Butte County, CA -- 40  
251. 1853 -- smallpox, esp. natives, HI, Nevada City vic., CA, OR/WA; also NYC--7,450-9,450  
252. 1853 -- typhoid outbreak, Native Americans, Nevada City vicinity, CA -- ~100  
253. 1853 -- May-Dec, yellow fever, esp. AL/1293, LA/~15K, MS/1311 TX/871 --18,770-19,533
254. 1854 -- cholera, esp. NYC/2.5K, St. Louis/1.5K, Chicago, Detroit, Boston --10,275-10,467  
255. 1854 -- smallpox, esp. Charleston SC/59, Chicago/12, Jacksonville FL/~15, NYC/624, Philly/40-- 750  
256. 1854 -- Late March through early Apr (esp.) scarlet fever outbreak, Jacksonville, FL-- ≤12  
257. 1854 -- Jun-Dec, yellow fever, esp. Jacksonville, Charleston, Galveston, NOLA, Savannah--4,238  
258. 1855 -- May-Aug, cholera, IL//KS/KY/MO/OH/WI, esp. New Orleans/883 --1,797-1,869  
259. 1855 -- Jun-Nov, yellow fever, esp. New Orleans/2,670; Norfolk/Portsmouth, VA/3K--6,059  
260. 1855 -- Sep 5, cholera aboard Steamship *Sierra Nevada*, leaving NY -- 95  
261. 1856 -- Aug-Sep, yellow fever, Charleston SC/212-266, New Orleans/74, NY/12 --304-358  
262. 1857 -- Jan (beginning), "National Hotel Disease," dysentery?, Washington, DC -- >36  
263. 1857 -- June-Dec, yellow fever, Charleston SC, Jacksonville FL/127, New Orleans/199-- 353  
264. 1858 -- diphtheria, April-fall, Albany, NY -- 167  
265. 1858 -- Jun-Dec, yellow fever, esp. Charleston SC; Galveston & Indianola; New Orleans/4855 --6,490  
266. 1859 -- yellow fever, esp. Galveston/186, Houston/22, TX, New Orleans/91, LA -- 337

<sup>228</sup> Seventh Census data supplemented by addition of at least 97 yellow fever deaths in New Orleans Aug-Sep.

<sup>229</sup> Our use of Nov/Dec in the dating is speculative. The source is the Sacramento *Union* of Dec. 13 and 17, 1852, noting fatalities during one month at John Augustus Sutter's Hock Farm.

**DISEASES**, especially communicable/infectious, esp. epidemics -- **Chronological** -- cont.

267.	1860 -- croup (contagious upper airway viral infection), nationwide	15,188
268.	1860 -- measles, especially NY, OH, MO and PA	3,809-3,900
269.	1860 -- scarlatina (scarlet fever), 38 Census "Registration" States and DC	26,402
270.	1860 -- smallpox, esp. MA/473, NY/ 303, OH/135, PA/87, ME/56, VA/24	--1,263-1,271
271.	1860 -- tuberculosis (consumption), 38 Census "Registration" States and DC	49,082
272.	1860 -- typhoid fever, 38 Census "Registration" States and DC	19,236
273.	1860 -- whooping cough, nationwide, especially, NY, NC, OH, PA, and VA	--8,408
274.	1861 -- Jan-June, cholera, New York City <sup>230</sup>	-- 176
275.	1861 -- smallpox outbreak, Philadelphia, PA	-- 758
276.	1861-65--Apr-June, dysentery, Civil War, apparently Union & Confederate forces	~95,000
277.	1861-65--Apr-June, malaria, Civil War, Union/10K & Confederate/20K forces	~30,000
1345.	1861-65--Apr-June, measles, Civil War, Union and Confederate troops	~11,000
278.	1861-65--May-June, smallpox, Union soldiers and Confederate prisoners <sup>231</sup>	--9,682
279.	1861-65--Apr-June, tuberculosis, Civil War, Union/6,946 deaths, Confederate/?	~14,000
280.	1861-65--Apr-June, typhoid fever, Civil War, Confederate and Union forces	~65,000
281.	1862 -- Jan-June, cholera, New York City, NY	-- 199
282.	1862 -- yellow fever, esp. Wilmington NC/>653; TX coast/≥328; Key West	--1,131-1,679
283.	1862 -- Feb-June 1865, diarrhea & dysentery, Confederate POWs, Camp Douglas IL--	698
284.	1862 -- Feb-Jun 1865 (41 mo.), malarial fevers, <sup>232</sup> Confederate POWs, Camp Douglas IL--	233
285.	1862 -- Feb-Jun 1865 (41 mo.), pneumonia/pleurisy, Confederate POWs, Camp Douglas IL-	1,296
286.	1862 -- Sep-June 1865 (34 months), dysentery/diarrhea, Confederate POWs, Alton, IL--	229
287.	1863 -- Jan-June, cholera, New York City, NY	-- 272
288.	1863 -- diphtheria, Vermont	-->1,300
289.	1863 -- malaria (probably), Maidu Natives, Pence's Ranch, Butte County, CA <sup>233</sup>	-- 30
290.	1863 -- smallpox, esp. DC/700, Camp Chase OH, Fort Delaware DE, Baltimore/IL/PA-2.3K--	2,490
291.	1863 -- yellow fever outbreak, Pensacola, FL	-- 200
292.	1863 -- June-June 1865 (25 mo.), dysentery/diarrhea, Confederate POWs, Camp Morton, IN--	315
293.	1863 -- Aug-Jun 1865, diarrhea & dysentery, Confederate POWs, Fort Delaware, DE--	644
294.	1863 -- Sep-June 1865, diarrhea & dysentery, Confederate POWs, Point Lookout MD--	2,050
295.	1863 -- Nov 23-Mar 27 1865 (16 mo.), dysentery, <sup>234</sup> Union POWs, Prison Hosp., Danville VA-	592
296.	1864 -- cerebral spinal meningitis epidemic, Carbondale & Philadelphia, PA	-- 784
297.	1864 -- cholera (Jan-June), New York City, NY	-- 348

<sup>230</sup> Are not implying that cholera existed in NYC just in Jan-June months. The NYC Board of Health report drawn upon in 1867 *New York Times* article, only covers the same Jan-June six months for six years, 1861-1866.

<sup>231</sup> There is overlap with our 1863 entry (1,078 deaths) which includes Fort Delaware, Camp Chase, MD, and VA.

<sup>232</sup> Categorized as intermittent (lets-up but then comes back) and remittent (fluctuating body temperatures).

<sup>233</sup> Deaths in a three-week period (Aug 30, 1863 Marysville, CA *Appeal* report). Cook (1976, p. 275) estimates that "at least 100 must have perished" in an extended time-frame. "undoubtedly" from malaria.

<sup>234</sup> "diarrhoea and dysentery."

**DISEASES**, especially communicable/infectious, esp. epidemics -- **Chronological** -- cont.

298. 1864 -- smallpox, Fort Alton IL, Chicago/283, Philly/260, Northern VA/112, SC, DC-- 712  
299. 1864 -- typhoid, Chicago/192, Philadelphia/648; typhus/typhoid, NYC/1,425 --2,265  
300. 1864 -- yellow fever, esp. New Bern NC/1,359, Charleston, SC/700, Galveston, NOLA --2,414  
301. 1864 -- Feb-Jun 1865 (17 mo.), dysentery/diarrhea, Confederate POWs, Camp Chase, OH-- 226  
302. 1864 -- Feb-June 1865 (17 mo.), pneumonia/pleurisy, Confederate POWs, Camp Chase OH--954  
303. 1864 -- Feb 24-Apr 17, 1865, diarrhea & dysentery, Union POW's, Andersonville, GA --5,605  
304. 1864 -- Feb 24-Aug 3, malarial fevers,<sup>235</sup> Union POWs, Ft. Sumter, Andersonville, GA--149  
305. 1864 -- July to June 1865, diarrhea and dysentery, Confederate POWs. Elmira, NY --1,394  
306. 1864 -- July-June 1865 (12 mo.), pneumonia/pleurisy, Confederate POWs, Elmira, NY-773  
  
307. 1865 -- Jan-June, cholera, New York City, NY -- 350  
308. 1865 -- smallpox, esp. NYC/≤664, Philly/524, SC/GA/FL Sea Islands/~800<sup>236</sup>--2,500-2,510  
309. 1865 -- typhus/typhoid NYC/1,075; typhoid/Chicago/190 and Philadelphia/773 --2,038  
  
310. 1866 -- May-Dec, cholera, esp. Cincinnati/New Orleans/NYC/St. Louis/TN/Philly/Army---16K-17,742  
311. 1866 -- Aug-Nov (esp.), yellow fever outbreaks, especially New Orleans, LA (185) -- 211  
  
312. 1867 -- Jan-Dec, smallpox, Chicago, IL -- 123  
313. 1867 -- June-Dec, cholera, esp. St. Louis, New Orleans, KS/OK, Chicago, US Army--2,145  
314. 1867 -- July-Dec, yellow fever, esp. New Orleans, Galveston/Houston; also AL/FL/MS/TN--10,012  
315. 1868 -- June-Dec, smallpox, esp. San Francisco/960, Cincinnati/649, Chicago/150--≥1,825  
  
316. 1869 -- scarlet fever, especially children, MI -- 252  
317. 1869 -- smallpox, Cincinnati, OH (231), Michigan (42) -- 273  
318. 1869 -- smallpox epidemic, Gros Ventre natives, Montana Territory --700~800  
  
319. 1870 -- croup, nationwide 10,692  
320. 1870 -- diarrhoea (14,195), dysentery (7,912) and Enteritis (9,046) --≥31,153  
321. 1870 -- diphtheria, nationwide 6,303  
322. 1870 -- measles, nationwide 9,237  
323. 1870 -- pneumonia, esp. AL, GA, IL, IN, KY, MA, MO, NY, OH, PA, TN, TX,VA-40,012  
324. 1870 -- scarlet fever, esp. IL, MO, NY, PA, WI 20,339  
325. 1870 -- smallpox, nationwide --4,597  
326. 1870 -- tuberculosis (consumption), nationwide 69,896  
327. 1870 -- typhoid fever, nationwide, esp. IL, IN, MA, MO, NY, OH, PA 22,187  
328. 1870 -- typhus, nationwide, especially IL, IN, NY, and PA --1,770  
329. 1870 -- Whooping or "Hooping" Cough, nationwide, esp. NY, IL, IN, OH, PA --9,008  
330. 1870 -- May-Dec, yellow fever, esp. New Orleans/587 Mobile/173 Brunswick, GA --1,038  
  
331. 1871 -- scarlet fever, esp. NYC/791, Baltimore/625, MI/696, MN/335, Philly/262 --2,709  
332. 1871 -- smallpox, esp. Philadelphia/1,879, Cincinnati/1,179, NYC/805, Chicago/MI/NJ --4,505  
333. 1871 -- July 30-Dec 18, yellow fever, esp. MS/143, Charleston SC/213, New Orleans/55-- 454

<sup>235</sup> Categorized as intermittent (lets-up but then comes back) and remittent (fluctuating body temperatures).

<sup>236</sup> This does not take into account hundreds of smallpox fatalities in military ranks and especially military prisons.

**DISEASES**, especially communicable/infectious, esp. epidemics -- **Chronological** -- cont.

334. 1872 -- cerebral spinal meningitis, MA (esp. Boston), NYC, PA (esp. Philly) --1,090  
335. 1872 -- measles epidemic, Philadelphia, PA -- 143  
336. 1872 -- scarlet fever, especially children, MI -- 565  
337. 1872 -- smallpox, esp. Philly/2591, NYC/1666, St. Louis/1600, Baltimore/1217, Boston/1K--≥9,742  
338. 1872 -- July 11-Nov 19, yellow fever, New Orleans, LA/~40; Galveston, TX/10 --50-51
339. 1873 -- cerebral spinal meningitis, Boston & Lowell MA, Philadelphia, PA -- 499  
340. 1873 -- Feb-Sep, cholera, esp. TN/>2K esp. Nashville/~1K, KY/~1K, St. Louis --5814-6,519  
341. 1873 -- scarlet fever, especially children, MI -- 580  
342. 1873 -- smallpox, esp. Boston/668, Baltimore/631, Chicago/515, NYC/117, Charleston/106-- 2,201  
343. 1873 -- July-Dec, yellow fever, esp. Memphis, AL, Pensacola, Louisville, LA, TX --3542-3584
344. 1874 -- scarlet fever, esp. NYC/879, Cincinnati/687, Brooklyn/479, Philly/461, VT --3,996  
345. 1874 -- measles epidemic, Omaha Nation, Nebraska Territory -- 76  
346. 1874 -- Aug 17-Nov 9, yellow fever, Pensacola, Warrington, Woolsey, FL/381; also N.O.-- 398
347. 1875 -- diphtheria, Hudson County, NJ -- 533  
348. 1875 -- scarlet fever, Michigan and Hudson County, NJ -- 537  
349. 1875 -- smallpox, esp. New York City (1,899), Cincinnati (745), Philadelphia (54) --2,770  
350. 1875 -- tuberculosis/consumption; data on Chicago/880, MI/1419, NYC/4172, Philly/2359 --8,830  
351. 1875 -- typhoid fever, 3<sup>rd</sup> leading cause of death in MI for year -- 433  
352. 1875 -- whooping cough, MI -- 101  
353. 1875 -- yellow fever outbreak, Key West, FL & Pascagoula, MS -- 98  
354. 1875 -- croup and diphtheria, MI (374) and Hudson County, NJ (533) -- 907
355. 1876 -- scarlet fever, Hudson County, NJ -- 183  
356. 1876 -- smallpox, 10 data-points, esp. Cincinnati/~930, SF CA/482, Philly/407, NYC/315--~2500  
357. 1876 -- yellow fever, Savannah (also Brunswick), GA; also New Orleans & Baltimore --1,293
358. 1877 -- diphtheria, Santa Cruz, CA; Hudson County, NJ -- 349  
359. 1877 -- scarlet fever, Hudson County, NJ -- 213  
360. 1877 -- smallpox, 7 data pts., esp. New Orleans/1.1K; Philadelphia/155; Cincinnati/56 --1,496  
361. 1877 -- Aug-Nov, yellow fever, esp. Enterprise/112, Fernandina/94, St. Augustine/50, FL-- 263
362. 1878 -- diphtheria, Hudson County, NJ -- 177  
363. 1878 -- scarlet fever, Hudson County, NJ (113); fall, Cincinnati, OH (181) -- 294  
364. 1878 -- Jun-Dec, yellow fever, esp. LA (esp. New Orleans), MS, TN (esp. Memphis)--~20,000
365. 1879 -- diphtheria, MN (955) and Hudson County, NJ (120)<sup>237</sup> --1,071  
366. 1879 -- scarlet fever epidemic, Hudson County, NJ -- 232  
367. 1879 -- smallpox, San Antonio, TX; also to lesser extent NYC, NY -- 141  
368. 1879 -- June-May 1880, diphtheria, esp. PA/4.6K; IL/3.7K; NY/2.3K; IA/2.3K, ME/MI/WI--38,143

<sup>237</sup> There is a 7-month overlap in the June 1879-May 1880 U.S. Census diphtheria count.



- 369. 1879 -- June-May 1880, "malarial fever," esp. AL, AR, GA, IL, MS and MO --20,231
- 370. 1879 -- June-May 1880, measles, nationwide, especially GA, IL, IN, KS and MO 8,254
- 371. 1879 -- June-May 1880, meningitis, especially KY, NY, PA, MO and TN --7,481
- 372. 1879 -- June-May 1880, scarlet fever, especially children, esp. IN, NY and PA 16,388
- 373. 1879 -- June-May 1880, smallpox, CA/CT/DC/IL/LA/MA/NJ/NM/NY, esp. PA,TX--1,284
- 374. 1879 -- June-May 1880, typhoid ("Enteric") fever, esp. IL, IN, MO, OH, TX 23,339
- 375. 1879 -- June-May 1880, tuberculosis, esp., NY, PA, OH, IL, IN, TN, KY, MA 91,270
- 376. 1879 -- June-May 1880, whooping cough, nationwide, esp. IN, GA, NC, TX, AL 11,064
- 377. 1879 -- June-Dec, yellow fever, Forest City, AR, Louisiana, MS, Memphis, TN --682-786
- 378. 1879 -- July-mid to early Aug, cholera-like epidemic, Center Point and Walker, IA --24-28

1879 -- 1883, smallpox, see individual year breakouts for State breakouts --7,084

**DISEASES, especially communicable/infectious, esp. epidemics -- Chronological -- cont.**

- 379. 1880 -- diphtheria, NY, esp. children, esp. NYC & Brooklyn; elsewhere NY --1,805-2,303
- 380. 1880 -- smallpox, esp. TX/517, Philadelphia/429, Camden NJ/47 Chicago/43, NY --1,281
- 381. 1880 -- July 16, beginning of yellow fever outbreak, Jacksonville, FL -- 34
  
- 382. 1881 -- cerebrospinal meningitis epidemic, New York City, NY -- 461
- 383. 1881 -- diphtheria, esp. NY/3.7K (NYC/2249, Brooklyn/1143), MI/2K, MA/1K, NJ/972--10,886
- 384. 1881 -- smallpox, esp. Philly/1336, Chicago/1180, NYC/503, Pittsburgh/448, HI/282 --5,275
- 385. 1881 -- typhoid fever, Birmingham AL, Washington DC, Minneapolis, NYC -- 692
  
- 386. 1882 -- typhoid fever, Washington, DC -- 120
- 387. 1882 -- smallpox, esp. Chicago/1292, Cincinnati/1249, PA/1111, Baltimore/551 -->7,056
- 388. 1882 -- Jan 1-26, scarlet fever, NY, NJ -- 227
- 389. 1882 -- Aug-Nov, yellow fever, Pensacola, FL -- 198
  
- 390. 1883 -- Sep-Oct, diphtheria, Orange County, NC -- 22
- 391. 1883 -- smallpox, esp. New Orleans/1079 Baltimore/633 Cincinnati/189 Chattanooga/103--3,136
- 392. 1883 -- typhoid fever, Washington, DC -- 92
- 393. 1883 -- yellow fever, Aug 5-Nov 6, Brewton, AL, FL -- 74
  
- 394. 1884 -- typhoid fever, Washington, DC -- 76
  
- 395. 1885 -- diphtheria/croup, localities in 16 states; esp. NY/4508, MI/1552, NJ/1496 --10,788
- 396. 1885 -- typhoid fever epidemic, Plymouth, PA (114) & Washington, DC (124) -- 238
  
- 397. 1886 -- typhoid fever, Washington, DC -- 125
  
- 398. 1887 -- diphtheria, esp. NY/6490 (NYC/4509), Chicago/1405, St. Louis/1112, Philly--14,507
- 399. 1887 -- typhoid fever, Washington, DC -- 116
- 400. 1887 -- May-Dec, yellow fever, esp. Key West (64) and Tampa (75-100), FL --169-196
  
- 401. 1888 -- measles epidemic, Omaha Nation, Nebraska Territory -- 87

402. 1888 -- typhoid fever, Washington, DC -- 168  
 403. 1888 -- July-Dec, yellow fever epidemic, FL esp. Jacksonville/430; Decatur AL/35 -- 546

**DISEASES, especially communicable/infectious, esp. epidemics -- Chronological -- cont.**

404. 1889 -- measles epidemic, Omaha Nation, Nebraska -- 50  
 405. 1889 -- typhoid fever, Washington, DC -- 170  
 406. 1889 -- Jan-Feb, Cerebro-spinal meningitis epidemic, Webster County, KY --50-70
407. 1889-90, June-May, croup, 48 States & DC, esp. NY/1.5K, PA/1.4K, IL/957, MO --13,862  
 408. 1889-90, June-May, diphtheria, 48 States & DC, esp. NY/4K, PA/2.9K, IL/2.6K --27,815  
 409. 1889-90, June-May, measles, esp. NY/757 PA/676 KY/513 MO/513 OH/714 AL/496--9,256  
 410. 1889-90, June-May, smallpox, especially NM/231, TX/88, NY/13, and CT/12 -- 398  
 411. 1889-90, June-May, typhoid (Enteric) fever, esp. PA, 2.8K, NY/1.7K, IL/1.7K, OH/1.6 --27,058
412. 1890 -- typhoid fever, nationwide, spiking in Oct --28,191-29,329  
 413. 1890 -- Jan-March<sup>238</sup> influenza (La Grippe/Russian Flu), esp. NY/IL/CT/OH/PA-16,295-17,807
414. 1891 -- typhoid fever, esp. Chicago/2K, NY/1926, Philadelphia/683, NJ/695, DC --5,840  
 415. 1891 -- March-May, influenza & pneumonia, esp. Chicago/6,800, NY/5,572 --12,472  
 416. 1891 -- epidemic, typhoid fever, Chicago (2,000), DC (208), Philadelphia (516) --2,724
417. 1892 -- typhoid, Washington, DC -- 183  
 418. 1892 -- typhus fever, NYC, NY -- 200
419. 1893 -- cerebrospinal meningitis epidemic, New York City, NY --469-489  
 420. 1893 -- typhoid, Washington, DC -- 186  
 421. 1893 -- Feb-Dec, smallpox outbreak, Reading, Berks County, PA -- 18  
 422. 1893 -- Sep, yellow fever, Fort Bayou, AL, FL, Brunswick, GA -- 61  
 423. 1893-94, Dec-Jan -- epidemic influenza, NY --2,200
424. 1894 -- diphtheria, NY/6.6K, esp. NYC/2785, MA/1.5K, Chicago, 1.4K, Philly, NJ--14,606  
 425. 1894 -- polio epidemic, VE, especially Rutland & Wallingford -- 18  
 426. 1894 -- Jan 20-Jun 16, scarlet fever outbreak, Brooklyn & New York City, NY -- 123  
 427. 1894 -- smallpox, esp. Chicago/1033, WI/325, esp. Milwaukee/244; NY/147 --1,752  
 428. 1894 -- Feb 04-10, whooping cough outbreak, New York City, NY -- 101
429. 1895 -- Feb 1-Jun 21 smallpox outbreak, esp. Hot Springs AR, Chicago, Cincinnati -- 160  
 430. 1895 -- June, diphtheria, esp. Boston, Brooklyn, New York -- 99  
 431. 1895 -- June 16-22, scarlet fever, Binghamton, NYC, Oneonta, Yonkers -- 17  
 432. 1895 -- Mid-Aug-Oct 3, cholera epidemic, Honolulu, HI --63-65
433. 1896 -- measles, esp. NYC/714, Brooklyn/333, Philadelphia/191, Cincinnati/100, CT-3,178  
 434. 1896 -- smallpox, esp. New Orleans/238, Shreveport LA/11, Detroit/11, Dayton (8)-- 279

---

<sup>238</sup> Technically, what became the flu epidemic of early 1890 began in late December 1889.

**DISEASES, especially communicable/infectious, esp. epidemics -- Chronological -- cont.**

435. 1897 -- typhoid (Enteric) fever, esp. NY/1.5K, OH/1.2K, MA/1.1K, IN/655, PA -->9,192  
436. 1897 -- Sep-Dec, yellow fever, esp. Mobile/48, New Orleans/298, MS, Memphis TN--~520
437. 1898 -- smallpox epidemic, Moqui Indians, AZ -- 220  
438. 1898 -- Aug 23-Nov 18, yellow fever, LA, especially New Orleans (57); MS (80) --175  
439. 1898 -- typhoid, esp. June-Dec, Spanish War Army camps and civilians, esp. Philly->4,627
440. 1899 -- typhoid fever epidemics/outbreaks, Greensboro, NC; PA, esp. Philadelphia --1,026  
441. 1899 -- July-Dec, yellow fever, esp. Key West/68 Miami/14; New Orleans/23; MS, VA-- 126  
442. 1899-90, Dec 11-March 31 -- bubonic (Black) plague (Asian ship), Honolulu, HI -- 61
443. 1900 -- croup (Upper airway viral infection), esp. PA/1064, TN/958, KY/768, GA/686 --12,484  
444. 1900 -- diphtheria, esp. PA/2805, NY/2673, IL/1504, MA/1072, OH/698, NJ/678 --16,475  
445. 1900 -- dysentery, esp. AL/861 TX/794 GA/781 NY/676 TN/663 SC/578 AR/541 --11,710  
446. 1900 -- influenza, esp. MA/1130, TN/1019, PA/978, NC/799, AL/778 VA/754 GA/667-16,645  
447. 1900 -- malarial fever, esp. AR/1,730, TX/1,331, LA/1,030, AL/1,005, GA/1,001 --14,874  
448. 1900 -- measles, esp. TX/1,412, AR/1,274, NY/1,174, MS/950, PA/815 & TN/974--12,866  
449. 1900 -- meningitis, esp. NY/2602, PA/1613, IL/1318, MA/1206, OH/1189 NJ/909--19,423  
450. 1900 -- scarlet fever, esp. PA/894, NY/812, TX/707, IL/643, MA/384, OH/334 --6,333  
451. 1900 -- smallpox, esp. MS/782, LA/708, NM/287, VA/263, AL/224, AR/195, TX/146-8,484  
452. 1900 -- tuberculosis, esp. CA, IL, IN, KY, MA, MO, NJ, NY, OH, PA, TN --109,750  
453. 1900 -- typhoid, esp. AL, AR, GA, IN, KY, MS, MO, NY, NC, OH, PA, TN, TX --35,379  
454. 1900 -- whooping cough, esp. NY/988, PA/702, TX/576, IL/497, AL/494, TN/425 --9,958  
455. 1900-04 -- May-Feb, bubonic plague "epidemic," San Francisco, CA -- 113  
456. 1900 -- June-Dec, measles / Flu epidemics, Native Alaskans, esp. western AK ~2000-2500
457. 1901 -- smallpox, esp. NY/436 (Bronx/312), PA/202 (Philly/178), NJ/139 (Newark/71) --1,085  
458. 1901 -- Jan 1-12, Grip (influenza) epidemic, St. Louis, MO -- 54
459. 1902 -- smallpox, esp. NJ/432, NYC/310, MA/283, Cleveland/233, Philly PA/231 --2,111
460. 1903 -- smallpox, especially PA/747, IN/195, IL/135, OH/134, Rochester NY/24 --1,457
461. 1904 -- cerebrospinal meningitis, esp. NYC/1,083-1,403, Hartford, CT/108, NJ/245 --3,284
462. 1905 -- cerebrospinal meningitis epidemic, esp. NYC/1511-2025; also CT/NH/NJ/MA --5,114  
463. 1905 -- tuberculosis/10 registration states, DC, 134 non-registration cities, esp. NY --56,770  
464. 1905 -- May 21-Nov, yellow fever, esp. LA (esp. New Orleans/455), Pensacola, MS --1,131
465. 1906 -- epidemic Cerebro-spinal meningitis, esp. NY/1,117 (NYC/600), PA/385 --3,258  
466. 1906 -- measles, nationwide --5,087  
467. 1906 -- tuberculosis, Philadelphia, PA --3,742  
468. 1906 -- Week of Dec 21, scarlet fever, Chicago, IL -- 115

**DISEASES**, especially communicable/infectious, esp. epidemics -- **Chronological** -- cont.

469.	1907 -- diphtheria and croup, Registration area, esp. NY and PA (esp. Philly)	10,154
470.	1907 -- influenza, Census "Registration" States and Localities	≥10,066
471.	1907 -- measles, Census Registration States and localities	--4,302
472.	1907 -- May 27-Dec 31, bubonic plague epidemic, San Francisco, CA	--77-96
473.	1907 -- Sum-Autumn (Sep peak), polio epidemic, NY, esp. greater NYC	--100-125
474.	1907 -- scarlet fever, Census Registration States and localities	--4,309
475.	1907 -- tuberculosis, esp. CA/Chicago, IN/MA/NY (esp. NYC)/PA (esp. Philly)	-- 76,650
476.	1907 -- typhoid, esp. PA/3,538, NY/1,702 IN/948 MI/594 CA/545 OH/523 MD/520	--12,670
477.	1907 -- whooping cough, Census Registration States and localities	--4,856
478.	1908 -- summer-fall, polio outbreak, IA, MA, MI , MN (13), VA, esp. WI (61)	-- 87
479.	1908 -- tuberculosis, Philadelphia, PA	--3,490
480.	1909 -- polio (acute), especially MA (74), MN (30) and NE (135) ND (19)	-- 569
481.	1909 -- smallpox, 29 reporting States and the District of Columbia	-- 132
482.	1909 -- tuberculosis, Philadelphia, PA	--3,496
483.	1910 -- summer-fall esp., polio, esp. IA/161 MA/122 MN/97 NY/170 PA/269	--1459-2,449
484.	1910 -- anthrax, CA, CO, DE, IN, ME, MD, MA, NY, OH, and esp. PA (7)	-- 22
485.	1910 -- smallpox, 23 reporting States and DC, esp. MI (121), OK (99), TX (67)	--403-427
486.	1910 -- tuberculosis, Philadelphia, PA	3,190
487.	1910 -- typhoid fever, avg. death rate 23.5; esp. NC, 57.7, CO/41.9, MD/40.7, MT/39.9	--25,000
488.	1911 -- anthrax, CA (2), CT (2), DE, IN, LA (2), MA, NY, OH, PA (2), VT	-- 14
489.	1911 -- diphtheria and croup, NYC, NY	--1,281
490.	1911 -- measles, NYC, NY	-- 659
491.	1911 -- polio, US registration area (63.1%), esp. OH/137, NY/101, PA/93, IN/69, KY/61	--1,060
492.	1911 -- scarlet fever, NYC, NY	-- 741
493.	1911 -- smallpox, 29 reporting States and DC, esp. TX/51, KS/26, and CA/10	-- 134
494.	1911 -- typhoid fever, PA	--1,716
495.	1911 -- Aug-Dec, tuberculosis, NYC, NY, IL, CA, IN, MA, NJ, PA, TX	--10,926
496.	1911 -- Oct-June 8, 1912, meningitis epidemic, esp. TX , OK, MO	-- 740
497.	1912 -- anthrax, DE, KY (3), MA (2), MN, MO, NJ, NY, OH (3), PA (4)	-- 17
498.	1912 -- diphtheria and croup, NYC, NY	--1,125
499.	1912 -- measles, US "registration area" (~65% population), NYC (671)	--4,240
500.	1912 -- Mar 24-June 8, pneumonia, Chicago, IL, NYC, NY	--4,342
501.	1912 -- polio, acute anterior, code 63; Census "registration area" was 63.2% of pop.	--1,081
502.	1912 -- scarlet fever, NYC, NY	-- 615
503.	1912 -- smallpox, 35 States and DC, especially TX (128); Pittsburgh (33)	--301-307
504.	1912 -- tuberculosis, Jan 1-Feb 24, Chicago IL, NJ, NYC, NY, Philadelphia, PA	--2,960
505.	1912 -- typhoid, Pennsylvania	--1,310

**DISEASES, especially communicable/infectious, esp. epidemics -- Chronological -- cont.**

506.	1913 -- anthrax, CA, CT, DE/2, MA/3, MN, MO, NY/4, OH, PA/8, VA, WA, WI	-- 25
507.	1913 -- diphtheria and croup, NYC, NY	--1,333
508.	1913 -- measles, US "registration area" (65.1%), esp. PA/1,578, NY/1,120, OH/679	--8,108
509.	1913 -- scarlet fever, NYC, NY	-- 507
510.	1913 -- June-Sep (esp. Sep), polio epidemic, Buffalo, NY	-- 57
511.	1914 -- anthrax, CA, CT, DE, LA, ME, NE, NJ (2), NY, OH (2), PA (6), VA, WI	-- 19
512.	1914 -- diphtheria and croup, NYC, NY	--1,489
513.	1914 -- influenza and pneumonia, NYC, NY	10,500
514.	1914 -- measles, NYC, NY	-- 367
515.	1914 -- polio, the year, especially summer-fall, especially children, nation	--413-434
516.	1914 -- scarlet fever, NYC, NY	-- 451
517.	1915 -- anthrax, CA/2, CO, CT/3, IN, LA, MA/4, MN/2, MT, NJ, NY/14, PA/4, UT--	35
518.	1915 -- diphtheria and croup, NYC, NY	--1,278
519.	1915 -- measles, NYC, NY	-- 630
520.	1915 -- polio, esp. late summer-fall, US registration area (67-1% pop.) esp. children	-- 691
521.	1915 -- scarlet fever, NYC, NY	-- 291
522.	1915-16 -- Dec-Jan, influenza & pneumonia, LA, MD, NJ, NY, OH, PA, RI, WI	--21,102
523.	1916 -- anthrax, CT, IL, KY/2, MA/5, MI/2, MO, NY/4, NC/2, PA/7, TX/2, WA	-- 28
524.	1916 -- diphtheria, especially children, esp. PA/1,653, NY/1,518, MI/486, NJ/444	--10,367
525.	1916 -- influenza	--18,886
526.	1916 -- July-Sep esp. polio, esp. NYC/NY (3,331), NJ (1,180), PA (414)	--6,745->7,000
527.	1917 -- anthrax, esp. CA/6, CO/2, KS/2, MA/11, NJ/6, NY/12, PA/10, WI/2	-- 62
528.	1917 -- influenza/12,974; Bronchitis/12,311; pneumonia/74,874	100,159-115,526
529.	1917 -- polio, especially Jun-Sep, Census registration area (27 States, some cities)	≥1,182
530.	1917 -- scurvy, New York City (15) and elsewhere state of NY (4)	-- 19
531.	1917-18 -- Oct 10-March 8, 1918, smallpox, Eagle Pass, Maverick Co., TX	-- 33
532.	1917 -- Dec 21, pneumonia, NYC, NY	-- 56
533.	1918 -- June-Nov, polio outbreak, IA, IL, IN, MN, PA, WI, esp. Staten Island, NY	-- ~180
534.	1918 -- typhoid fever, 33 Registration States, DC and Puerto Rico, esp. TX	--9,100
535.	1918-19, influenza and pneumonia epidemic	--531,851-728,922
	1918 -- influenza and pneumonia epidemic	430,000-543,482
	1919 -- influenza and pneumonia epidemic	101,851-185,440
536.	1919 -- diphtheria, 31 reporting states, DC & PR, esp. CT, DC, IL, MI, NJ, NY, OH--	9,160
537.	1919 -- polio (acute). Especially late summer and fall, especially children	-- 747
538.	1920 -- diphtheria & croup, esp. NY/1,931, PA/1,733, IL/1128, MI/885 <sup>239</sup>	--13,395

<sup>239</sup> Data from 34 Census Bureau Registration States and a number of cities ≥100,000 in non-registration states.

**DISEASES**, especially communicable/infectious, esp. epidemics -- **Chronological** -- cont.

539.	1920 -- dysentery, 33 registration states	--3,574
540.	1920 -- influenza and pneumonia (1918-1920 subset)	141,609-220,798
541.	1920 -- malaria, esp. MS/683, LA/586, SC/487FL/344, NC/210 and TN/183 <sup>240</sup>	--3,136
542.	1920 -- measles, 34 registration states, esp. NY/1,177, PA/1,153, OH/750, IL/496 <sup>241</sup>	--7,712
543.	1920 -- mumps, 33 registration states	-- 152
544.	1920 -- polio (acute) especially late summer and fall (33 "registration states)	-- 769
545.	1920 -- scarlet fever, esp. PA/497, NY/474, OH/383, IL/370, MI/303, MA/218, DE <sup>242</sup>	--4,004
546.	1920 -- smallpox, 34 registration states, esp. LA/167, MS/45, MO/28, NC/28 <sup>243</sup>	-- 508
547.	1920 -- tuberculosis, esp. Denver, San Antonio, Nashville, New Orleans	--99,916
548.	1920 -- typhoid fever, esp. PA/503 KY/490 OH/435 TN/434 IL/380 NY/SC/379 <sup>244</sup>	--6,805
549.	1920 -- whooping cough, esp. PA/1,195, NY/1,063, OH/845, IL/553 MA/536 <sup>245</sup>	--10,968
550.	1921 -- measles, especially children, nationwide	--4,667
551.	1921 -- polio (acute), esp. late summer-fall, esp. children, esp. NY, IL, WA, MI	--1,597
552.	1922 -- polio (acute), especially late summer and fall, especially children	-- 790
553.	1923 -- polio (acute), especially late summer and fall, especially children	-- 850
554.	1924 -- polio (acute), especially late summer and fall, especially children	--1,079
555.	1924 -- Oct-Nov esp. Pneumonic and bubonic plague epidemic, Los Angeles, CA	--35-37
556.	1925 -- anthrax, CA/2, CT, DE/3, IL, IN, LA/2, MA, MS, MO, NJ, NY/2, OR, PA/4, WA--	22
557.	1925 -- diphtheria, esp. NY/1,006, PA/973, IL/409, OH/392, MI/360, NJ/337	--8,058
558.	1925 -- influenza--esp. PA/2,068, OH/2,100, IL/1,558, IN/1,485, MO/1,464	--30,538
559.	1925 -- malaria, esp. MS/426, FL/338, AL/306, LA/256, MO/189, SC/183, TN/155	--2,132
560.	1925 -- measles, 40 Registration states, esp. PA/503, MA/349, NY/323, IL/217, NJ/124	--2,404
561.	1925 -- Meningococcus meningitis, esp. NY/148, PA/79, IL/56, OH/53, MA/51	--1,095
562.	1925 -- late summer-fall esp., polio, esp. children, esp. NY/208, CA/149, MN/140	--1,519
563.	1925 -- scarlet fever, esp. PA/343, IL/279, OH/252, MI/216, NY/191, MO/169	--2,762
564.	1925 -- smallpox, esp. MN/196, WI/134, CA/59, NJ/48, OH/47, IA/42, PA/29, IL/23--	709
565.	1925 -- tuberculosis, esp. NY/10,282, PA/7,300, CA/5,934, IL/5,537, OH/4,819	--89,268
566.	1925 -- typhoid & paratyphoid fever, 48 States, esp. KY/668, TN/653, LA/649	--8,287
567.	1925 -- whooping cough, esp. PA/648, NY/523, CA/481, OH/374, IL/315, MA/279	--6,948

---

<sup>240</sup> Data from 34 Census Bureau Registration States and a number of cities  $\geq 100,000$  in non-registration states.

<sup>241</sup> Data from 34 Census Bureau Registration States and a number of cities  $\geq 100,000$  in non-registration states.

<sup>242</sup> Based on death certificate data from 34 "registration states" as well as 17 cites in non-registration states of AL, GA, ND, OK, TX and WV, representing 82.3% of total estimated U.S. and Hawaii territory population. AK was not a State. Other non-reporting states were AZ, AR, ID, IA, MN, NM, SD, and WY.

<sup>243</sup> Based on death certificate data from 34 "registration states" as well as 17 cites in non-registration states of AL, GA, ND, OK, TX and WV, representing 82.3% of total estimated U.S. and Hawaii territory population. AK was not a State. Other non-reporting states were AZ, AR, ID, IA, MN, NM, SD, and WY.

<sup>244</sup> Ibid.

<sup>245</sup> Data from 34 registration States and a number of cities  $\geq 100,000$  in non-registration states.

**DISEASES**, especially communicable/infectious, esp. epidemics -- **Chronological** -- cont.

568.	1926 -- polio (acute), especially late summer and fall, especially children	-- 851
569.	1927 -- polio (acute), especially late summer and fall, especially children	--2,013
570.	1928 -- polio (acute), especially late summer and fall, especially children	--1,381
571.	1928-29 -- winter, influenza and pneumonia epidemic	~50,000
572.	1929 -- polio (acute), especially late summer and fall, especially children	-- 812
573.	1930 -- influenza, 48 States and District of Columbia (pneumonia was 88,770)	--23,066
574.	1930 -- malaria, nationwide, esp. AL, AR, FL, GA, LA, MS, OK, SC, TN, TX	3,572
575.	1930 -- polio, especially late summer through fall	--1,370
576.	1931 -- "epidemic cerebrospinal meningitis," <sup>246</sup> especially IL, NY and PA	2,832
577.	1931 -- The year, diphtheria, especially children, especially AR, IL, KY and PA	5,738
578.	1931 -- influenza (31,701) and pneumonia, all forms (96,974), especially PA	128,675
579.	1931 -- malaria, esp. AL, AR, FL, GA, LA, MS, MO, SC, TN	2,536
580.	1931 -- measles, especially children, especially IL and PA	--3,576
581.	1931 -- polio, esp. July-Oct (Aug peak), esp. NY, NJ, MI, MA, IL, CT, PA	2,139-2,144
582.	1931 -- scarlet fever, especially children, especially IL	--2,651
583.	1931 -- tuberculosis, esp. CA, IL, NY, OH, PA	81,395
584.	1931 -- whooping cough, year, especially children, esp. IL, KY, NY and PA	--4,619
585.	1932 -- polio (acute), especially late summer and fall, especially children	-- 885
586.	1933 -- polio (acute), especially late summer and fall, especially children	-- 797
587.	1933 -- July 30-Sep, St Louis Encephalitis epidemic, St. Louis City & County, MO	-- 201
588.	1934 -- polio (acute), especially late summer and fall, especially children	-- 852
589.	1935 -- measles, international list #7, Census Bureau. <i>Mortality Statistics 1935</i>	--3,907
590.	1935 -- polio (acute), especially late summer-and fall, especially children	--1,040
591.	1936 -- anthrax, international list #20, Census Bureau. <i>Mortality Statistics 1936</i>	-- 18
592.	1936 -- chickenpox, international list #44a, Census Bureau. <i>Mortality Statistics 1936</i> --	165
593.	1936 -- diphtheria, international list #10, Census Bureau. <i>Mortality Statistics 1936</i>	--3,065
594.	1936 -- dysentery, international list #13, Census Bureau. <i>Mortality Statistics 1936</i>	--3,122
595.	1936 -- epidemic cerebrospinal meningitis, int. list #18, Census Bur. <i>Mortality Statistics</i>	--3,020
596.	1936 -- German measles (rubella), international code 44b; <i>Mortality Statistics 1936</i> --	27
597.	1936 -- influenza, international list #11, Census Bureau. <i>Mortality Statistics 1936</i>	33,811
598.	1936 -- leprosy (Hansen's disease, infectious and parasitic diseases Int. code 33)	-- 31
599.	1936 -- malaria, international list #38, Census Bureau. <i>Mortality Statistics 1936</i>	--3,943
600.	1936 -- measles, international list #7, Census Bureau. <i>Mortality Statistics 1936</i>	--1,267
601.	1936 -- polio (acute), especially late summer and fall, especially children	-- 780
602.	1936 -- scarlet fever, international list #8, Census Bureau. <i>Mortality Statistics 1936</i>	--2,493

---

<sup>246</sup> "epidemic cerebrospinal meningitis," is the name used for this malady in U.S. Census, *Mortality Statistics 1931*.

603. 1936 -- smallpox, international list #6, Census Bureau. *Mortality Statistics 1936* -- 35  
 604. 1936 -- tuberculosis (respiratory system), int. list #23, *Mortality Statistics 1936* 65,043  
 605. 1936 -- typhoid fever, international list #1, Census Bureau. *Mortality Statistics 1936* --3,098  
 606. 1936 -- typhus fever, international list #3. Census Bureau. *Mortality Statistics 1936* -- 115  
 607. 1936 -- whooping cough, international list #9, Census Bureau. *Mortality Statistics* --2,666

**DISEASES**, especially communicable/infectious, esp. epidemics -- **Chronological** -- cont.

608. 1937 -- chickenpox, international list #44a, Census Bureau. *Vital Statistics, Part I* -- 134  
 609. 1937 -- diphtheria, international list #10, Census Bureau. *Vital Statistics Part I* --2,637  
 610. 1937 -- dysentery, international list #13, Bureau of Census. *Vital Statistics Part I* --2,974  
 611. 1937 -- epidemic cerebrospinal meningitis, int. list #18, Census. *Vital Statistics, Pt. I* --2,208  
 612. 1937 -- influenza, international list #11, US Census Bureau, *Vital Statistics, Part I* 38,005  
 613. 1937 -- leprosy (Hansen's disease), infectious and parasitic diseases Int. code 33 -- 25  
 614. 1937 -- malaria, international list #38, Census Bureau. *Vital Statistics, Part I* --2,729  
 615. 1937 -- measles, international list #7, Census Bureau. *Vital Statistics 1938, Part I* --1,501  
 616. 1937 -- polio (acute), especially late summer and fall, especially children --1,461  
 617. 1937 -- scarlet fever, international list #8, Census Bureau. *Vital Statistics 1938, Pt. I* --1,824  
 618. 1937 -- smallpox, international list #6, Census Bureau. *Vital Statistics 1938, Part I* -- 34  
 619. 1937 -- tuberculosis (respiratory system), international list #23, *Vital Statistics Part I* 63,330  
 620. 1937 -- typhoid, international list #1, Census Bureau. *Vital Statistics 1938, Part I* --2,659  
 621. 1937 -- typhus, international list #3. Census Bureau. *Vital Statistics 1938 Part I* -- 134  
 622. 1937 -- whooping cough, international list #9, Census Bureau. *Vital Statistics Pt. I* --4,981
623. 1938 -- chickenpox, international list #44a, Census Bureau. *Vital Statistics 1939, Pt. I* -- 116  
 624. 1938 -- diphtheria, international list #10, Census Bureau. *Vital Statistics Part I*, --2,556  
 625. 1938 -- dysentery, international list #13, Census Bureau. *Vital Statistics 1938 Part I* --2,933  
 626. 1938 -- encephalitis, MA (38 cases and 25 deaths) -- 25  
 627. 1938 -- epidemic cerebrospinal meningitis, international list #18, *Vital Statistics, Pt. I* --1,024  
 628. 1938 -- influenza, international list #11, US Census Bureau, *Vital Statistics 1938 Pt. I* --16,520  
 629. 1938 -- leprosy (Hansen's disease, infectious and parasitic diseases Int. code 33) -- 45  
 630. 1938 -- malaria, international list #38, Census Bureau. *Vital Statistics, Part I* --2,378  
 631. 1938 -- measles, international list #7, Census Bureau. *Vital Statistics 1938, Part I* --3,296  
 632. 1938 -- polio (acute), especially late summer and fall, especially children -- 487  
 633. 1938 -- scarlet fever, international list #8, Census Bureau. *Vital Statistics 1939, Pt. I* --1,206  
 634. 1938 -- smallpox, international list #6, Census Bureau. *Vital Statistics 1938, Part I* -- 48  
 635. 1938 -- tuberculosis (respiratory system), international list #23, *Vital Statistics Pt. I* --58,027  
 636. 1938 -- typhoid, international list #1, Census Bureau. *Vital Statistics 1938, Pt. I* --2,349  
 637. 1938 -- typhus fever international list #3. Census Bureau. *Vital Statistics* -- 126  
 638. 1938 -- whooping cough, international list #9, Census Bureau. *Vital Statistics Part I* --4,778
639. 1939 -- cerebrospinal meningitis, int. list #6, Census Bureau. *Vital Statistics 1939, Pt. I* --863  
 640. 1939 -- chickenpox, international list #38e, Census Bureau. *Vital Statistics 1939, Pt. I* -- 124  
 641. 1939 -- diphtheria, esp. Jan-Mar, Sep-Dec, nationwide, esp. GA, IL, NC, TX, VA 1,997  
 642. 1939 -- influenza (21,464) & pneumonia, esp. CA, IL, MI MO, NY, OH, PA, TX 99,097  
 643. 1939 -- malaria, esp. May-Nov, especially AL, AR, FL, GA, LA, MS, SC, TX 1,761



644. 1939 -- measles, international list #35, Census Bureau. *Vital Statistics 1939*, Pt. I --1,174  
 645. 1939 -- polio (acute), especially late summer through fall, especially children --773  
 646. 1939 -- scarlet fever, international list #8, Census Bureau. *Vital Statistics 1939*, Pt. I-- 853  
 647. 1939 -- smallpox, international list #34, Census Bureau. *Vital Statistics 1939*, Pt. I -- 41  
 648. 1939 -- tuberculosis, nationwide, esp. CA, IL, NY, OH, PA, TN, TX 61,609  
 649. 1939 -- typhoid, international list #1, Census Bureau. *Vital Statistics 1939*, Part I --1,922  
 650. 1939 -- typhus fever and typhus-like diseases, int. list #39. Census. *Vital Statistics* -- 237  
 651. 1939 -- whooping cough, nationally, esp. AL, GA, IL, MS, NY, NC, PA, TX, VA 3,026

**DISEASES**, especially communicable/infectious, esp. epidemics -- **Chronological** -- cont.

652. 1940 -- cerebrospinal meningitis, Census Bureau. *Vital Statistics II, 1940, Mortality*, 210-- 694  
 653. 1940 -- chickenpox. International code no. 38. Census Bureau. *Vital Statistics 1940* -- 100  
 654. 1940 -- diphtheria, Census Bureau. *Vital Statistics Part II, 1940, Mortality*, p. 210 --1,457  
 655. 1940 -- influenza and pneumonia, esp. CA, IL, MO, NY, OH, PA, TN, TX 92,525  
 656. 1940 -- leprosy (Hansen's disease, infectious and parasitic diseases Int. code 23) -- 43  
 657. 1940 -- malaria, especially AL, AR, GA, MS, SC and TX --1,442  
 658. 1940 -- measles, international code number 35. Census Bureau. *Vital Statistics 1940*-- 706  
 659. 1940 -- polio, nationwide, especially IL, IN, IA, KS, MI, OH and WV --1,026  
 660. 1940 -- scarlet fever, Census Bureau. *Vital Statistics, Part II, 1940, Mortality*, p.210 -- 668  
 661. 1940 -- smallpox, International code number 34. Census Bureau. *Vital Statistics 1940*-- 14  
 662. 1940 -- syphilis, US death rate 14.4 per 100K pop, esp. FL DC AZ DE MS MD AL 19,006  
 663. 1940 -- tuberculosis, nationwide, especially CA, IL, NY, OH, PA and TX 55,576  
 664. 1940 -- typhoid fever, Census Bureau. *Vital Statistics, Part II, 1940, Mortality*, p.210 --1,443  
 665. 1940 -- typhus fever, Int. code no. 39A, US Census Bureau. *Vital Statistics 1940* -- 204  
 666. 1940 -- whooping cough, nationwide, especially TX and KY --2,926
667. 1941 -- cerebrospinal meningitis -- 713  
 668. 1941 -- diphtheria, Census Bureau. *Vital Statistics, Part I, Mortality*, p. 150 --1,293  
 669. 1941 -- influenza, with respiratory complications specified; *Vital Statistics 1941* --13,188  
 670. 1941 -- malaria. Census Bureau. *Vital Statistics, Part I, Mortality*, p. 150 --1,178  
 671. 1941 -- measles, esp. children, esp. VA (170), GA (160), KY (158), SC (138), TN (133) --2,279  
 672. 1941 -- polio, especially late summer and fall, especially children -- 807  
 673. 1941 -- scarlet fever, Census Bureau. *Vital Statistics, Part I, Mortality*, p. 150 -- 454  
 674. 1941 -- smallpox, Census Bureau. *Vital Statistics, Part I, Mortality*, p. 150 -- 12  
 675. 1941 -- tuberculosis (all forms) --59,251  
 676. 1941 -- typhoid fever, Census Bureau. *Vital Statistics, Part I, Mortality*, p. 150 --1,022  
 677. 1941 -- typhus fever and typhus-like diseases (due to Rickettsia). *Vital Statistics* -- 265  
 678. 1941 -- whooping cough, Census Bureau. *Vital Statistics, Part I, Mortality*, p. 350 --3,785
679. 1942 -- cerebrospinal meningitis. US Census. *Vital Statistics...1942...Mortality*. -- 981  
 680. 1942 -- diphtheria. Census Bureau. *Vital Statistics...US 1942 -- Part II...Mortality* --1,273  
 681. 1942 -- dysentery. Census Bureau. *Vital Statistics...US 1942 -- Part II...Mortality* --1,877  
 682. 1942 -- influenza. Census Bureau. *Vital Statistics US 1942 -- Part II...Mortality* 10,902  
 683. 1942 -- malaria. Census Bureau. *Vital Statistics...1942 -- Part II...Mortality* -- 861  
 684. 1942 -- measles. Census Bureau. *Vital Statistics of US 1942 -- Part II...Mortality* --1,302

685.	1942 -- polio, especially late summer and fall, especially children	-- 561
686.	1942 -- tuberculosis, all forms. <i>Vital Statistics of US 1942 -- Part II...Mortality</i>	57,690
687.	1942 -- whooping cough. Census Bureau. <i>Vital Statistics ...1942...Mortality</i>	--2,536
688.	1943 -- diphtheria, infectious diseases International List No. 10	--1,196
689.	1943 -- dysentery, Bureau of Census. <i>Vital Statistics...1943...II...Mortality</i> , p.192	--1,909
690.	1943 -- measles, especially children	-- 307
691.	1943 -- polio, especially late summer and fall, especially children	--1,151
692.	1943 -- tuberculosis, all forms codes 13-22 (respiratory, code 13 was 52,407)	57,005
693.	1943 -- whooping cough, especially children, nationwide	--3,368

**DISEASES, especially communicable/infectious, esp. epidemics--Chronological-- continued:**

694.	1944 -- cerebrospinal meningitis, nationwide, esp. CA, IL, MI, NJ, NY, OH, PA	--2,812
695.	1944 -- influenza, especially Jan-Apr & Dec, nationwide, especially OH, PA, TX	--17,320
696.	1944 -- measles, especially Jan-June, nationwide, esp. CA, GA, OH, PA, TX	--1,923
697.	1944 -- polio, the year, especially July-Nov (1,070 deaths), esp. NY, OH and PA	--1,381
698.	1944 -- scarlet fever, International List No. 8 (Communicable diseases)	-- 422
699.	1944 -- tuberculosis, nationwide, esp. CA, IL, MI, NJ, NY, OH, PA, TN, TX	--54,731
700.	1944 -- whooping cough, nationwide, especially NC, VA, TX, SC, KY, MS	--1,878
701.	1945 -- cerebrospinal (meningococcus) meningitis (code 6 communicable disease)	--1,728
702.	1945 -- measles, especially children	--1,301
703.	1945 -- polio, especially July-Nov (September peak)	--1,186
704.	1945 -- scarlet fever, Int. List No. 8 (communicable diseases)	-- 303
705.	1945 -- typhoid fever (471), Int. List No. 1; paratyphoid fever (63), Int. List No. 2	-- 534
706.	1946 -- cerebrospinal (meningococcus) meningitis infections (Int. List No. 6)	--1,257
707.	1946 -- diphtheria, infectious diseases International List No. 10	--1,259
708.	1946 -- dysentery, infectious and parasitic diseases International List code 27	-- 952
709.	1946 -- encephalitis, acute infectious, International List infectious diseases code 37	-- 642
710.	1946 -- influenza, infectious and parasitic diseases International List code 33	--8,783
711.	1946 -- leprosy (Hansen's disease), infectious and parasitic diseases Int. code 23	-- 16
712.	1946 -- malaria, infectious and parasitic diseases International List code 28	-- 341
713.	1946 -- measles, International List infectious and parasitic diseases code 35	--1,310
714.	1946 -- polio, esp. July-Nov, esp. MN/216, IL/185, TX/102, CA/99, MO/97, KS/91	--1,845
715.	1946 -- scarlet fever, International List No. 8	-- 198
716.	1946 -- smallpox, infectious and parasitic diseases International List No. 34	-- 25
717.	1946 -- tuberculosis, respiratory, code 13 (all forms including respiratory, 50,911)	--46,939
718.	1946 -- typhoid fever (349), Int. List No.1 and paratyphoid fever (58), Int. List No.2--	408
719.	1946 -- typhus fever/typhus-like diseases, Int. list infectious/parasitic diseases No. 39--	289
720.	1946 -- whooping cough, International List No. 9	--1,241
721.	1947 -- cerebrospinal (meningococcus) meningitis infections (Int. List No. 6)	-- 917
722.	1947 -- diphtheria, infectious diseases Int. List No. 10	-- 799
723.	1947 -- dysentery, infectious and parasitic diseases Int. List code 27	-- 869

724.	1947 -- encephalitis, acute infectious, Int. List infectious diseases code 37	-- 830
725.	1947 -- influenza, infectious and parasitic diseases code 33	--7,664
726.	1947 -- leprosy (Hansen's disease), infectious and parasitic diseases code 23	-- 16
727.	1947 -- malaria, infectious and parasitic diseases Int. list code 28	-- 214
728.	1947 -- measles, Int. List infectious and parasitic diseases code 35	-- 472
729.	1947 -- polio, nationwide	-- 580
730.	1947 -- scarlet fever, Int. List No. 8	-- 107
731.	1947 -- tuberculosis, respiratory, code 13 (all forms including respiratory were 48,064)	44,462
732.	1947 -- typhoid fever (282), Int. List No. 1 and paratyphoid fever (43), Int. List No. 2	-- 325
733.	1947 -- typhus fever/typhus-like diseases, int. list infectious/parasitic diseases No. 39	-- 224
734.	1947 -- whooping cough, Int. List No. 9	--1,954

**DISEASES, especially communicable/infectious, esp. epidemics--Chronological--continued:**

735.	1948 -- cerebrospinal (meningococcus) meningitis infections (code 6, ICD 1, 1948)	-- 873
736.	1948 -- diphtheria, infectious diseases code 10	-- 634
737.	1948 -- dysentery, infectious and parasitic diseases ICD code 27	--1,078
738.	1948 -- encephalitis, acute infectious (viral), 1948 ICD infectious diseases code 37	-- 570
739.	1948 -- influenza, 1948 ICD infectious and parasitic diseases code 33	--5,068
740.	1948 -- malaria, infectious and parasitic diseases ICD code 28	-- 170
741.	1948 -- polio, esp. CA/365, MN/196, TX/190, NC/143, WI/92, SD/90 OH/87 IA/76	--1,895
742.	1948 -- scarlet fever, ICD code 8 (1948)	-- 68
743.	1948 -- tuberculosis, respiratory, code 13 (all forms including respiratory were 43,833)	--40,420
744.	1948 -- typhoid fever (code 040)/205, and paratyphoid fever (code 041)/28	-- 233
745.	1948 -- typhus fever & typhus-like diseases, ICD infectious/parasitic diseases code 39	--177
746.	1948 -- whooping cough	--1,146
747.	1949 -- diphtheria, code 055	-- 574
748.	1949 -- dysentery, infectious, all forms (codes 045-048)	--1,440
749.	1949 -- hepatitis, infectious (code 092); PHS. <i>Vital Statistics...1949...Mortality</i>	-- 560
750.	1949 -- influenza (codes 480-483); pneumonia (codes 490-493) was 40,038)	--4,602
751.	1949 -- malaria (codes 110-117)	-- 118
752.	1949 -- measles (code 085); PHS, <i>Vital Statistics...[US] 1949, Part II...Mortality</i>	-- 949
753.	1949 -- meningococcal infections (code 057); <i>Vital Statistics...[US] 1949, Part II</i>	-- 917
754.	1949 -- polio esp. July-Nov, esp., NY/320, IL246, MI/210, TX/183 NJ/180 CA/236	--2,720
755.	1949 -- scarlet fever (39)/code 050 and streptococcal sore throat (447)/code 051	-- 486
	1949 -- smallpox, Mar 12, Elsa, TX	-- 2
756.	1949 -- tuberculosis, respiratory (all forms including respiratory were 39,100)	--35,988
757.	1949 -- typhoid fever, code 040 (161), and paratyphoid fever, code 041 (15)	-- 176
758.	1949 -- typhus and other rickettsial diseases (codes 100-103. 105-108)	-- 37
759.	1949 -- whooping cough, Public Health Service. <i>Vital Statistics...[US] 1949, Part II</i>	-- 727
760.	1950 -- chickenpox, code 087 in 6 <sup>th</sup> revision of International Lists of 1948 (US PHS)	-- 87
761.	1950 -- diphtheria, code 055 of sixth revision of international lists of 1948 (US PHS)	-- 410
762.	1950 -- hepatitis, infectious, code 092, 6 <sup>th</sup> rev. of International Lists/1948, US PHS	-- 552
763.	1950 -- influenza; separate from influenza with pneumonia/3,492 and pneumonia/40,523	--2,857

764. 1950 -- malaria, codes 110, 112, and 116, sixth revision of international lists of 1948-- 75  
 765. 1950 -- measles, esp. children, esp. MS (34), KY (30), MI (28), OH (27), NJ (26), TN (25)-- 468  
 766. 1950 -- mumps, code 089 in 6<sup>th</sup> rev. of International Lists (in UPS Mortality Data) -- 40  
 767. 1950 -- polio, esp. Jul-Nov (1,611 deaths), esp. CA, IL, MI, NY, OH, PA, TX --1,904  
 768. 1950 -- scarlet fever (35) and streptococcal sore throat (311) US PHS Mortality Data-- 346  
 769. 1950 -- tuberculosis, pulmonary, code 002, Sixth Rev. of International Lists, 1948 --29,228  
 770. 1950 -- typhoid fever (96) and paratyphoid fever (18) -- 114  
 771. 1950 -- typhus and other rickettsial diseases, codes 102-108, 6<sup>th</sup> rev. int. lists (PHS) -- 47  
 772. 1950 -- whooping cough, code 056 of 6<sup>th</sup> rev. of international lists, 1948 (US PHS) --1,118

**DISEASES, especially communicable/infectious, esp. epidemics - Chronological-continued:**

773. 1951 -- chickenpox (varicella); code 087, International List 6<sup>th</sup> Revision, 1948 -- 94  
 774. 1951 -- diphtheria, esp. TX/31, AL/26, NC/19, KY/17, AR/16, LA/15, PA/15 CA/14-- 302  
 775. 1951 -- measles, esp. TX/102, KY/43, OH/39, CA/37, IL/31, MO/30, PA/26, OK/25-- 688  
 776. 1951 -- mumps (code 089) -- 48  
 777. 1951 -- polio, especially July-Nov, especially CA, IL, TX --1,551-1,555  
 778. 1951 -- scarlet fever (72) and streptococcal sore throat (275) -- 347  
 779. 1951 -- tuberculosis (respiratory), esp. NY/3.5K, PA/2.5K, CA/2.2K, TX/2K, IL/1.8K --31,163  
 780. 1951 -- typhoid fever (code 040), *Vital Statistics-Mortality 1951*; esp. TX/12, PA/9 -- 84  
 781. 1951 -- whooping cough/pertussis, esp. TX/110, GA/86, MS/72, NC/52 VA/48 AL/45--960
782. 1952 -- chickenpox (varicella); International List 6<sup>th</sup> revision, 1948, code 087 -- 101  
 783. 1952 -- diphtheria (7 states double digits); AL/21 TX/21 CA/17 GA/17 SC/13, KY/12 VA/11--225  
 784. 1952 -- dysentery, infectious, all forms (codes 045-048), esp. TX/249, MS/71, KY/61 -- 939  
 785. 1952 -- influenza, esp. TX/433 PA/377 OH/335 AL/283 NC/248 VA/239 MO/226 --5,649  
 786. 1952 -- malaria, one to three deaths in 15 States -- 25  
 787. 1952 -- measles, 24 states double digits, esp. PA/49, NY/48, AL&TN/40 IN&KY/30 -- 621  
 788. 1952 -- mumps, US PHS *Vital Statistics of US 1952: Vol. II, Mortality* (code 089) -- 55  
 789. 1952 -- polio, esp. IL/258, TX/≥240, MI/218, CA/217, MN/200 OH, IA/163 KY/132 ~3,300  
 790. 1952 -- rubella (German measles); US PHS *Vital Statistics 1952: Vol. II* code 086) -- 31  
 791. 1952 -- scarlet fever & streptococcal sore throat, esp. MO/28, NY/22, OH/20, GA/19 -- 352  
 792. 1952 -- tuberculosis (respiratory), esp. NY/2462, CA/1678, PA/1662, IL/1385, TX 22,700  
 793. 1952 -- typhoid fever, *Vital Statistics-Mortality 1952* (040); esp. MS/7, TX/7, SC/6 -- 79  
 794. 1952 -- typhus/other rickettsial diseases (codes 100-108), 17 States, esp. GA/6, SC/3-- 29  
 795. 1952 -- whooping cough/pertussis, 16 states double digits, esp. TX/57 MS/30 AL/SC/24-- 406
796. 1953 -- chickenpox (varicella); Code 087, International List 6<sup>th</sup> Revision, 1948 -- 132  
 797. 1953 -- diphtheria, esp. GA/19 SC/16 TX/15 FL/12 AL/10 (only states in double digits)-- 158  
 798. 1953 -- dysentery, infectious, all forms (codes 045-048), esp. TX/268, MS/52, GA/41-- 886  
 799. 1953 -- encephalitis, acute infectious (viral) -- 386  
 800. 1953 -- influenza, esp. TX/716 OH/532 MO/484 PA/460 GA/427 TN/414 AL/393 --9,500  
 801. 1953 -- malaria, one to three deaths in 16 States, 9 in Texas -- 33  
 802. 1953 -- measles, 23 states double digits, esp. TX/56 MO/27 CA/25 AR/24 PA/21 AK/20-- 483  
 803. 1953 -- mumps (code 089) -- 46  
 804. 1953 -- polio, especially CA, IL, MI, and NY --1,450

805. 1953 -- rubella (German measles; code 086) -- 17  
 806. 1953 -- scarlet fever and streptococcal sore throat, esp. TX/23 MO/21 NY/20 PA/19-- 296  
 807. 1953 -- smallpox, Texas -- 1  
 808. 1953 -- tuberculosis/respiratory, esp. NY/1983, PA/1428 CA/1383 IL/1235 TX/948 --17,954  
 809. 1953 -- typhoid fever, *Vital Statistics-Mortality 1953*; esp. TX/8 and AR/7 -- 53  
 810. 1953 -- typhus and other rickettsial diseases (codes 100-108), 14 States -- 30  
 811. 1953 -- whooping cough/pertussis, 11 states double digits, esp. TX/19 KY/18 OH/17 -- 271

**DISEASES, especially communicable/infectious, esp. epidemics--Chronological --continued:**

812. 1954 -- chickenpox (varicella); code 087, International List 6<sup>th</sup> Revision, 1948 -- 120  
 813. 1954 -- diphtheria, esp. GA/24, SC/16, AL/14, FL/10, (only states in double digits) -- 145  
 814. 1954 -- dysentery, infectious, all forms (codes 045-048), esp. TX/172 and MS/61 -- 655  
 815. 1954 -- encephalitis, acute infectious (viral); esp. NY/52 PA/31 MI/27 TX/26 CA/24-- 407  
 816. 1954 -- influenza, esp. TX/228 AL/180 GA/162 PA/154 OH/143 TN/120 MO/104 --2,696  
 817. 1954 -- malaria, one to three deaths in 17 States -- 24  
 818. 1954 -- measles, 21 states double digits, esp. NY/36, TX/36, NC/35, PA/34, KY/27 -- 524  
 819. 1954 -- mumps (code 089, International List, 6<sup>th</sup> Revision, 1948) -- 45  
 820. 1954 -- polio, acute; esp. TX/138 & CA/119; 33 other states double digit deaths --1,389  
 821. 1954 -- scarlet fever/streptococcal sore throat, esp. TX/19, NY/18, PA/17, WI/15, IN/14 -- 263  
 822. 1954 -- tuberculosis (respiratory), esp. NY/1667, CA/1108, PA/1100, IL/939, TX/843 15,146  
 823. 1954 -- typhoid fever, Public Health Service, *Vital Statistics-Mortality 1954*; esp. TX/6-- 45  
 824. 1954 -- typhus and other rickettsial diseases, 15 States -- 20  
 825. 1954 -- whooping cough/pertussis, 17 states double digits, esp. SC/29, KY/TX/24, MS/23-- 375
826. 1955 -- chickenpox (varicella) -- 88  
 827. 1955 -- diphtheria, especially AL/25, GA/18, TX/13, SC/11 (only double digit states)-- 150  
 828. 1955 -- influenza, esp. OH/187 AL/183 GA/181 TX/169 PA/154 TN/136 MS/106 --2,755  
 829. 1955 -- malaria, deaths in 11 States -- 18  
 830. 1955 -- measles, 7 states double digits, esp. TX/35, CA/30, NY/28, AZ/25, NM/23 -- 345  
 831. 1955 -- mumps -- 43  
 832. 1955 -- polio (acute); all States, esp. MA/168 (Boston ~200), WI/166, NY/77, TX/76 --1,043  
 833. 1955 -- rubella (German measles) -- 8  
 834. 1955 -- scarlet fever/streptococcal sore throat, esp. NY/21, OH/12, MO/11, TX/11 -- 235  
 835. 1955 -- tuberculosis (respiratory), esp. NY/1642, PA/1239, CA/1076, IL/797, TX/736--13,676  
 836. 1955 -- typhoid fever, US Public Health Service, *Vital Statistics-Mortality 1955* -- 34  
 837. 1955 -- typhus & other rickettsial diseases, AL CO GA IN LA MD NJ NC SC TX VA-- 15  
 838. 1955 -- whooping cough/pertussis, 15 states in double digit, esp. TX/59, MS/34, NC/31-- 476
839. 1956 -- chickenpox -- 116  
 840. 1956 -- diphtheria, especially TX (19), the only state with double digit death toll -- 103  
 841. 1956 -- influenza, esp. PA/139, TX/153, OH/134, AL/130, GA/109, MS/100, TN/96, IL --2,323  
 842. 1956 -- malaria -- 11  
 843. 1956 -- measles, 21 states double digits, esp. IL/41 TX/31 OH/30 NC/29 PA/28, MI/26--530  
 844. 1956 -- polio/acute, 15 states in double-digits, esp. TX/76, IL/71 CA/62 NY/29 WI/26--566  
 845. 1956 -- scarlet fever/streptococcal sore throat, esp. TX/21, NY/14, OH/14, WV/12 -- 240

846. 1956 -- tuberculosis (respiratory), esp. NY/1,577, PA/1,029, CA/938, IL/763, TX --12,978  
 847. 1956 -- typhoid fever, US PHS, *Vital Statistics-Mortality 1956*, esp. TX/6, CA/5, KY/5--54  
 848. 1956 -- typhus and other rickettsial diseases, 12 States -- 19  
 849. 1956 -- whooping cough/pertussis, 8 states double digit deaths esp. TX/44 MS/41 GA/36-- 266

**DISEASES**, especially communicable/infectious, esp. epidemics--**Chronological** --continued:

850. 1957 -- chickenpox -- 113  
 851. 1957 -- diphtheria, especially TX (11), GA (8), AL (6), FL and NY (5) -- 81  
 852. 1957 -- influenza, esp. PA/476, NY/471, TX/459, OH/437, GA/341, NC/318, TN/294 --7,463  
 853. 1957 -- malaria -- 14  
 854. 1957 -- measles, esp. CA/37, TX/32, MI/22, GA/20, AL/AZ/NM/15, MN & TN/14 -- 389  
 855. 1957 -- polio, acute; double digit states: CA/22, IL/17, IN/11, MI/14, OH/13, TX/38-- 221  
 856. 1957 -- scarlet fever/streptococcal sore throat, esp. TX/15 MO/14, NY/13, OH & PA/12-- 213  
 857. 1957 -- tuberculosis (respiratory), esp. NY/1493, PA/959, CA/833, TX/733, IL/673 --12,384  
 858. 1957 -- typhoid fever, US PHS, *Vital Statistics-Mortality 1957*, esp. TX (6) -- 34  
 859. 1957 -- typhus and other rickettsial diseases -- 26  
 860. 1957 -- whooping cough/pertussis, esp. TX/25, SC/18, MS/14, KY & PA/13, NC/12-- 183
861. 1957-58, esp. fall-spring -- H2N2 “Asian” influenza and pneumonia Pandemic ~116,000
862. 1958 -- chickenpox (varicella) -- 146  
 863. 1958 -- diphtheria, especially GA (9), TX (8) and MS (6) -- 74  
 864. 1958 -- influenza, esp. TX/415, AL/275, OH/260, TN/230, GA/206, MS/199, PA/199--4,442  
 865. 1958 -- measles, esp. TX/50, OH/36, IL/34, NY/NC/PA/28 each, KY, 23, IN/20 -- 552  
 866. 1958 -- mumps, U.S. Public Health Service, *Vital Statistics-Mortality 1958*, p. 94 -- 37  
 867. 1958 -- polio (acute), esp. MI/36, OH/20, TX/20, CA/13, MO/12, IL/NY/PA/WV/11 each-- 255  
 868. 1958 -- rubella (German measles) -- 24  
 869. 1958 -- scarlet fever and streptococcal sore throat, especially TX (12) and KY (10) -- 138  
 870. 1958 -- tuberculosis, esp. NY/1,380, PA/1013, CA/872, IL/725, TX/721, OH/550 --12,361  
 871. 1958 -- typhoid fever/23, U.S. Public Health Service, *Vital Statistics-Mortality 1958*-- 23  
 872. 1958 -- whooping cough/pertussis), esp. children, esp. TX/24, CA/15 SC/15 KY/13 -- 177
873. 1959 -- chickenpox -- 141  
 874. 1959 -- diphtheria, especially AL (9), LA (7), TX (7), SC (6), FL (5) -- 72  
 875. 1959 -- influenza,<sup>247</sup> esp. TX/191, TN/133, OH/126, NY/126 IN/119 MI/108 GA/104 CA--2,845  
 876. 1959 -- measles, especially children, esp. PA/36 CA/31 TX/27 MO/19 IL/NJ/NY/16-- 385  
 877. 1959 -- polio (acute, as opposed to late effects of), esp. NY/49, MO/34, IA/22 -- 454  
 878. 1959 -- scarlet fever and streptococcal sore throat, especially TX (12) and KY (10) -- 130  
 879. 1959 -- tuberculosis, esp. NY/1,316, PA/981, CA/815, IL/643, TX,633, OH/527 --11,456  
 880. 1959 -- typhoid fever/22 & paratyphoid fever/72; PHS, *Vital Statistics-Mortality 1959*-- 94  
 881. 1959 -- whooping cough (pertussis), especially children, esp. TX/48, SC/22, GA/18 -- 269
882. 1960 -- chickenpox (varicella) -- 126  
 883. 1960 -- diphtheria, especially TX (only State in double digits -- 20) -- 69

<sup>247</sup> Distinct from the 52,195 pneumonia deaths (codes 490-493) noted in the Table 78, p. 406.

884.	1960 -- hepatitis, infectious	-- 938
885.	1960 -- influenza, US death rate 4.4 per 100K; esp. AL/11.5, SC/11.2, MS/10.9	--7,872
886.	1960 -- measles, especially children, esp. TX/52, NY/31, LA/21, IL/18, MI/17 OH/17--	380
887.	1960 -- mumps	-- 42
888.	1960 -- polio (acute, as opposed to late effects), especially NY/26, CA/24, TX/14, PA--	230
889.	1960 -- rubella (German measles)	-- 12
890.	1960 -- scarlet fever and streptococcal sore throat, especially TX (13) and KY (12)	-- 108
891.	1960 -- tuberculosis, death rate 6.1 per 100K; esp. AZ/12.1, DC/11.8, KY/10.7	--10,866
892.	1960 -- typhoid fever/21, paratyphoid fever/8; PHS, <i>Vital Statistics-Mortality 1960</i>	-- 29
893.	1960 -- whooping cough (pertussis), especially children, especially TX (22)	-- 118

**DISEASES, especially communicable/infectious, esp. epidemics--Chronological--continued:**

894.	1961 -- chickenpox (varicella)	-- 167
895.	1961 -- diphtheria, especially TX (only State in double digits -- 23)	-- 68
896.	1961 -- hepatitis, infectious	-- 976
897.	1961 -- influenza, US death rate 1.2 per 100K; esp. AK/3.3, KS/ME/NE at 2.7	--2,137
898.	1961 -- measles; US death rate 0.2 per 100K; AK/6.0, AR/0.7, KY/0.7, SC/06	-- 434
899.	1961 -- mumps	-- 53
900.	1961 -- polio, acute (as opposed to late effects), 33 States, esp. mid-Atlantic, esp. NY/15--	90
901.	1961 -- rubella (German measles)	-- 14
902.	1961 -- scarlet fever and streptococcal sore throat, especially CA, TN, TX (10 each)--	130
903.	1961 -- tuberculosis, US death rate 5.4 per 100K; esp. DC/13. KY/10, AR/10.6, AZ/9.4	--9,938
904.	1961 -- typhoid fever (17) and paratyphoid fever (7)	-- 24
905.	1961 -- whooping cough (pertussis), especially children, especially AL (10)	-- 76
906.	1962 -- chickenpox (varicella)	-- 134
907.	1962 -- diphtheria, especially Texas (9)	-- 41
908.	1962 -- influenza, <sup>248</sup> US death rate 1.8 per 100K; esp. NE/5, TN/5, MS/4.2, SC/4	--3,431
909.	1962 -- measles, death rate 0.2 per 100K, esp. AK/4.5, AZ/0.9, TX/0.6, LA/TN/0.5	-- 408
910.	1962 -- mumps	-- 43
911.	1962 -- polio (acute), especially children	-- 60
912.	1962 -- scarlet fever and streptococcal sore throat, especially TX (10)	-- 102
913.	1962 -- tuberculosis, death rate 5.1 per 100K; esp. DC/11.9, KY/9.8, AZ&AR/9.7	--9,508
914.	1962 -- typhoid fever/15 and paratyphoid fever/7; PHS, <i>Vital Statistics-Mortality 1962</i> --	22
915.	1962 -- whooping cough (pertussis), especially children, esp. AK/7, MS/7, SC/7	-- 83
916.	1963 -- chickenpox (varicella)	-- 129
917.	1963 -- diphtheria, especially GA (5) and TX (5)	-- 45
918.	1963 -- dysentery, all, esp. TX/65, CA/27, AZ/25, MS/15, GA/14, IL/13, NM/13	-- 294
919.	1963 -- influenza, <sup>249</sup> US death rate 3.8; SC/11.9, KY/11.6, WV/11, MS/10.9 TN/9.3	--7,083
920.	1963 -- measles, esp. MI/27 TX/25 AZ/24 CA/22 WI/19 OH/18 PA/15 NY/14 AK/13--	364
921.	1963 -- mumps	-- 48
922.	1963 -- polio, acute; not including late effects of poliomyelitis, esp. children, esp. CA/5--	41

<sup>248</sup> Distinct from the 56,564 pneumonia deaths noted in the next column in Table 1-12, p. 1-20..

<sup>249</sup> Distinct from the 63,678 pneumonia deaths noted in the next column in Table 1-12.

923. 1963 -- rubella (German measles) -- 16  
 924. 1963 -- scarlet fever and streptococcal sore throat, esp. TX (12) and IL (7) -- 102  
 925. 1963 -- tuberculosis, US death rate 4.9; esp. DC/12.3, AZ/9.7, WV/8.6, KY/8.7 WV/8.6 --9,311  
 926. 1963 -- typhoid fever/21 & paratyphoid fever/7; PHS, Vital Statistics-Mortality 1963-- 28  
 927. 1963 -- whooping cough (pertussis), esp. children, especially TX/18, LA/9, GA/8 -- 115

**DISEASES, especially communicable/infectious, esp. epidemics--Chronological--continued:**

928. 1964 -- diphtheria, especially Texas (10) -- 42  
 929. 1964 -- dysentery, all forms, esp. TX/59, CA/25, MS/25, GA/17, NC/11, TN/10 -- 283  
 930. 1964 -- influenza,<sup>250</sup> US death rate 0.9 per 100K, esp. MT/4.0 WA/3.8 NE/3.6 ND/3.1 --1,687  
 931. 1954 -- malaria, one to three deaths each in 17 States -- 24  
 932. 1964 -- measles, esp. TX/68 CA/34 NY/30 MS/25 KY/21 TN/20 IL/17 SC/17 NC/15-- 421  
 933. 1964 -- polio, acute/17, and late effects of acute poliomyelitis/115 -- 132  
 934. 1964 -- scarlet fever & streptococcal sore throat, esp. MO/6 OH/6, FL/GA/KY/NY/PA/5 each--95  
 935. 1964 -- typhoid fever/14 and paratyphoid fever/67; PHS, Vital Statistics, 1964 -- 81  
 936. 1964 -- June 27-Oct 3, St. Louis Encephalitis epidemic, Houston/33; elsewhere/24<sup>251</sup>-- 57  
 937. 1964 -- tuberculosis, US death rate 4.3; esp. DC/12, AZ/9, AL/7.4, WV/7.2, TN/7.0 --8,303  
 938. 1964 -- whooping cough (pertussis), especially children, especially SC/11 and TX/11-- 93  
  
 939. 1964-65 -- rubella (German measles), last major US rubella epidemic, esp. newborn --2,100  
  
 940. 1965 -- chickenpox (varicella) -- 143  
 941. 1965 -- diphtheria, especially Alabama (5) -- 18  
 942. 1965 -- hepatitis, infectious, US death rate 0.4 per 100,000 population -- 707  
 943. 1965 -- influenza, death rate 1.2 per 100K, esp. ME/5.0, KS/4.0, NE/3.6, VE/3.3 --2,295  
 944. 1965 -- measles, esp. TX (42), GA (16), LA (16), OH (13), PA (12), AL (11), CA/11-- 276  
 945. 1965 -- mumps -- 31  
 946. 1965 -- polio, acute (does not include late effects of poliomyelitis), especially TX (4)-- 16  
 947. 1965 -- scarlet fever and streptococcal sore throat, esp. TX/7, GA/NC/SC/ 4 each -- 63  
 948. 1965 -- tuberculosis, US death rate 4.1 per 100K; DC/12.7, AL/7.5, AZ/7.5, NM/6.6--7,934  
 949. 1965 -- whooping cough (pertussis), especially children, especially SC/7, TX/7, CA/5-- 55  
 950. 1965 -- July 27-Aug, "Legionnaires' Disease" outbreak, St. Elizabeth's Hospital, DC-- 14  
  
 951. 1966 -- diphtheria, especially TX (6) -- 20  
 952. 1966 -- dysentery, especially TX (31), GA (12), CA (11), MS (11), NM (10) -- 172  
 953. 1966 -- influenza (pneumonia deaths were 60,785), esp. CA/636, WA/154, OR/134 --2,830  
 1966 -- leprosy (Hansen's disease) -- 6  
 954. 1966 -- measles, esp. TX/36, IL/27, CA/19, SC/14, NY/12, AZ/MS/PA/TN/10 each -- 261  
 955. 1966 -- meningococcal Infections, esp. CA/109, TX/59, OH/50, NY/40, NC/38 -- 876  
 956. 1966 -- scarlet fever and streptococcal sore throat, especially TX (12), NY (10) -- 65  
 957. 1966 -- tuberculosis, esp. NY/844, PA/589, CA/537, IL/410, TX/404, OH/340, MI --7,625  
 958. 1966 -- typhoid fever, AL/AZ/AR/GA/KY/MD/MS/NE/NY/OH/OK/SC/TN/TX --15-16

<sup>250</sup> Distinct from the 51,764 pneumonia deaths noted in the next column in Table 1-14.

<sup>251</sup> Some non-Houston deaths, such as some of five in Hale County, TX, area may have been Western Encephalitis. Two deaths in CO, 3 in IL, 2 deaths for IN, 1 in KY, 8 in NJ, 2 in PA, and 1 in TN.



959.	1966 -- whooping cough, especially West South Central (18), especially TX (9)	-- 49
960.	1967 -- chickenpox	-- 118
961.	1967 -- diphtheria	-- 32
962.	1967 -- infectious hepatitis	-- 844
963.	1967 -- influenza (as distinguished from pneumonia 55,417)	--1,475
964.	1967 -- measles	-- 81
965.	1967 -- meningococcal infections	-- 635
966.	1967 -- mumps	-- 37
967.	1967 -- polio, acute and late effects of	-- 121
968.	1967 -- rubella (German measles)	-- 16
969.	1967 -- scarlet fever and streptococcal sore throat	-- 47
970.	1967 -- syphilis	--2,381
971.	1967 -- tuberculosis	--6,901
972.	1967 -- typhoid fever	-- 12
973.	1967 -- whooping cough	-- 37

**Diseases – Chronological – continued:**

974.	1968 -- chickenpox; ICD-8 code 052; esp. NY/10, TX/9, CA/8, MI/OH/PA/6 each	-- 99
975.	1968 -- diphtheria (ICD-8 code 032), esp. TX/11, LA/6, AL/AZ/FL/GA/2, CA/KY/MI/NM/NY/1--30	
976.	1968 -- influenza, ICD-8 codes 470-474/death rate 3.5 per 100K, esp. VE/15.0, NE/9.1	--7,062
977.	1968 -- measles, ICD-8 code 055; AL/AZ/CA/CO/IL/MO/NY/NC/OH/OK/OR/PA/RI/SC/TN/TX/WV--24	
978.	1968 -- mumps; ICD-8 code 072; especially CA (5)	-- 25
979.	1968 -- polio; ICD-8 codes 040-044; esp. CA/15, TX/12, NY/8, OH/8, MI/7, FL/6	-- 130
980.	1968 -- rubella (German measles), ICD-8 code 056, esp. CA (5)	-- 24
981.	1968 -- tuberculosis, US death rate 3.2 per 100K, esp. DC/10.9, AZ/6.2, AL/6., WV/6.--6,292	
982.	1968 -- typhoid/paratyphoid fever; ICD-8 code 001-002; CA/DC/GA/IL/MD/NJ/NM/NC/OK/TX/WV--12	
983.	1968 -- whooping cough/pertussis; ICD-8 code 033; especially TX (8)	-- 36
984.	1968 -- Sep-March 1969), A2 “Hong Kong” influenza (and pneumonia) epidemic	--33,800
985.	1969 -- chickenpox; ICD-8 code 052; especially FL (7), CA, MO, NJ, NY (5 each)	-- 81
986.	1969 -- diphtheria (ICD-8 code 032), esp. TX/8, LA/4, WA/3, AZ/CA/FL/SC/2, NY/OR/1-- 25	
987.	1969 -- influenza, ICD-8 codes 470-474/death rate 2.96 per 100K, esp. KS/6.6, SC/6., MT/6.--5,971	
988.	1969 -- malaria, ICD-8 codes 084.0-084.9; CA/PA/WI (2 each), CT/FL/MI/TN/TX/1 ea.-- 11	
989.	1969 -- measles/rubeola; ICD-8 code 055; esp. IL/TX/VA (4 each), AZ/CA/IA (3 each)-- 41	
990.	1969 -- mumps; ICD-8 code 072; especially NY (4)	-- 22
991.	1969 -- polio; ICD-8 codes 040-044; especially CA/17, OH/10, FL/8, TX/7, MO/WI-- 110	
992.	1969 -- rubella (German measles), ICD-8 code 056, esp. CA/5, NY/4	-- 29
993.	1969 -- tuberculosis, US death rate 2.76 per 100K, esp. DC/9.6, AZ/6.0, AL/5.9	--5,567
994.	1969 -- whooping cough/pertussis; ICD-8 code 033; TX/4, AZ/CA/CO/IL/KY/MS/TN/VA/WI/1-- 13	
995.	1970 -- chickenpox; ICD-8 code 052; especially CA/10, NY/9, TX/7, MI/6	-- 93
996.	1970 -- diphtheria (ICD-8 code 032), esp./ TX/6, AZ/5, LA/4K, CA/3, GA/2, MT/2	-- 30
997.	1970 -- influenza, ICD-8 codes 470-474/death rate 1.82 per 100K, esp. VT/7.6, ME/5.6, MS/5.2	--3,707
998.	1970 -- measles/rubeola; ICD-8 code 055; esp. TX/17, IL/9, OH/6, FL/5	-- 89

999. 1970 -- mumps; ICD-8 code 072; MI/NY/NC/2 ea., AR/CA/IL/ME/ND/OH/TX/VA/WA/WI/1 ea.-- 16  
 1000.1970 -- rubella (German measles), ICD-8 code 056, esp. TX/6 CA/3 AR/OH/WA/2 ea.-- 31  
 1001. 1970 -- tuberculosis, US death rate 2.56 per 100K, esp. DC/6.8 AL/5.0 WV/4.5 KY/4.3  
 --5,217  
 1002. 1970 -- whooping cough/pertussis; ICD-8 code 033; CA/3, IL/IN/KY/MS/NC/OR/PA/SC/TX--  
 12

**Diseases – Chronological – continued:**

- 1003.1971 -- chickenpox; ICD-8 code 052; especially CA/16, TX/9, IL/6, NY/6 -- 98  
 1004. 1971 -- diphtheria (ICD-8 code 032), AK/CA/LA/TX 2 each, FL/GA/KS/MN/PA 1 each--  
 13  
 1005. 1971 -- influenza, ICD-8 codes 470-474/death rate .73 per 100K, esp. ME/2.9, NE & WA/1.9--1,504  
 1971 -- malaria; ICD-8 code 084; AL, AR, CA, OH, OK, SC (1 each) -- 6  
 1006. 1971 -- measles/rubeola; ICD-8 code 055; esp. MO/10, TX/8, PA/7, AL/5, KY/5, OH/5--90  
 1007. 1971 -- mumps; ICD-8 code 072; AL, CA, ID, IL, IN KS MS NE NJ NY OR TN TX-- 15  
 1008. 1971 -- polio; ICD-8 codes 040-044; especially CA/13, NY/11, TX/8, PA/7, NC/5 -- 108  
 1971 -- scarlet fever; ICD-8 code 34.1; IN/1, IA/1, NC/1, TX/1 -- 4  
 1009. 1971 -- rubella/German measles; ICD-8 code 056; AL CA GA HI IL IN IA LA MA NC OK PA TN TX-- 20  
 1010. 1971 -- tuberculosis, US death rate 2.18 per 100K, esp. DC/5.8 AL/4.1 TN/3.5 AZ/3 --4,501  
 1011. 1971 -- whooping cough/pertussis; ICD-8 code 033; KY/4, LA/OK/TX/2, AL/GA/IA/MS/NY/OH/SC/1--18  
  
 1012. 1972 -- chickenpox; especially CA/12, NY/12, OH/12 TX/10 NJ/8 FL/6 MA/6 MI/6-- 122  
 1013. 1972 -- diphtheria (ICD-8 code 032), AK/2, NE/2, NY/2, WA/4 -- 10  
 1014. 1972 -- influenza, ICD-8 codes 470-474/death rate 2.38 per 100K, esp. SD/8.9 ME/8.7 --4,986  
 1015. 1972 -- measles/rubeola; ICD-8 code 055; esp. MS/6 & TX/4; & CA/FL/GA/IL/KY/ME/TN--24  
 1016. 1972 -- mumps; ICD-8 code 072; TX/4, CA/2, IN/2, NY/2, PA/2, UT/2, WV/2 -- 16  
 1017. 1972 -- polio; ICD-8 codes 040-044; esp. CA/18, FL/6 and NY/6 -- 76  
 1018. 1972 -- rubella (German measles), ICD-8 code 056, CA IN LA MA NE NY OH 2 each-- 14  
 1019. 1972 -- tuberculosis, US death rate 2.09 per 100K, esp. DC/4.8 DE/4.2 AL/3.9 NM/3.9--4,376  
 1972 -- typhoid fever; ICD-8 code 001 (typhoid fever); MD/2, MI/2, TX/4 -- 8  
 1972 -- whooping cough (pertussis; ICD-8 code 033); NJ/2, SC/2, WA/2 -- 6  
  
 1020. 1973 -- chickenpox; esp. TX/21, CA/10, IL/10, PA/9, NY/8, IA/7, MA/7, MI/7 -- 138  
 1021. 1973 -- diphtheria (ICD-8 code 032), CA/2, FL/1, MA/1, NM/2, OR/3, WA/1 -- 10  
 1022. 1973 -- influenza, ICD-8 codes 470-74/death rate 2.4 per 100K, esp. ID/7.4 WY/7.4 --5,131  
 1973 -- malaria, ICD-10 Code 084, FA/1, IL/2, IN/1, MI/1, NJ/1, ND/1 -- 7  
 1023. 1973 -- measles/rubeola; ICD-8 code 055; esp. CA/2, FL/2, IL/2, MI/2 -- 23  
 1024. 1973 -- polio; ICD-8 codes 040-044; esp. CA/8, NY/7, TX/6, MA/5, WV/5 -- 93  
 1025. 1973 -- rubella (German measles), ICD-8 code 056, esp. MI (4), CA (3), TX (2) -- 16  
 1026. 1973 -- tuberculosis, US death rate 1.84 per 100K, esp. DC/5.0 TN/2.9 AL/2.8 WV/2.8 --3,875  
  
 1027. 1974 -- chickenpox; US death rate 0.050 per 100K, especially CA/10, MA/7, NY/7 -- 106  
 1974 -- diphtheria; ICD-8 code 032; CA (1), CO (1), TX (2), WA (1) -- 5  
 1028. 1974 -- influenza, ICD-8 codes 470-474, death rate 1.30 per 100K, esp. KS/3.48 --2,201  
 1974 -- malaria; ICD-8 code 084.0-085.5, 084.8 and 084.9; IN, MN, NY, PA 1 each-- 4

1029. 1974 -- measles/rubeola; ICD-8 code 055; esp. CA/2, NY/2, SD/2, TX/2 -- 20  
 1030. 1974 -- mumps; ICD-8 code 072; AL, LA, MA, MO, OR, WA 1 each -- 6  
 1031. 1974 -- polio; acute poliomyelitis/ICD-8 codes 040-044; especially CA (10), NY (9)-- 89  
 1032. 1974 -- rubella (German measles), ICD-8 code 056, esp. AL (3), AZ (2), MA (2) -- 15  
 1033. 1974 -- tuberculosis, US death rate 1.65 per 100K, esp. DC/5.1, KY/2.8, TN/2.6 --3,513  
 1034. 1974 -- whooping cough (pertussis; ICD-8 code 033.0); esp. CA/2, KY/2, MI/2, NY/3-- 14  
  
 1035. 1975 -- chickenpox; US death rate 0.039 per 100K, esp. NY/8, CA/6, TX/6, CT/5 -- 83  
       1975 -- diphtheria; ICD-8 code 032, AK (1), AZ (1), VA (1), CO (1), IL (1) -- 5  
 1036. 1975 -- influenza, ICD-8 codes 470-474, death rate 1.986 pre 100K, esp. KS/6.317 --4,277  
 1037. 1975 -- measles/rubeola; ICD-8 code 055; especially IL (4), CA (3), TX (3) -- 20  
       1975 -- mumps; ICD-8 code 072; CA, LA, NC, OH, TX, VA, WI and WY 1 each -- 8  
 1038. 1975 -- polio (acute poliomyelitis, ICD-8 codes 040-044), especially CA (9), NY (6)-- 78  
 1039. 1975 -- rubella/German measles; ICD-8 code 056; esp. IL/3, LA/3, CA/2, PA/2 -- 21  
 1040. 1975 -- St. Louis Encephalitis outbreak, IL (47), also MS (13) -- 60  
 1041. 1975 -- tuberculosis, US death rate 1.55 per 100K, esp. DC/3.8, KY/2.74, TN/2.72 --3,333  
       1975 -- whooping cough (pertussis; ICD-8 code 033.0); MO/2 FL GA IL IN MI TX, 1 each-- 8

**Diseases – Chronological – continued:**

1042. 1976 -- chickenpox; US death rate 0.05 per 100K; CA/9, NY/9, TX/9, IL/8, NJ/7 -- 106  
 1043. 1976 -- influenza, ICD-8 codes 470-474, death rate 3.6 per 100K, esp. NE/12.9 --7,877  
 1044. 1976 -- measles/rubeola/12 and German measles/rubella/12; ICD8 codes 055 & 056-- 24  
 1045. 1976 -- polio (acute poliomyelitis, ICD-8 codes 040-045), especially CA/11, MI/6 -- 90  
 1046. 1976 -- tuberculosis, US death rate 1.44 per 100K, esp. DC/4.0, NM/2.8, AL/2.6 --3,130  
       1976 -- whooping cough, NY (2), FL, MS, OH, OK, WI, one each -- 7  
 1047. 1976 -- July-Aug, Legionella pneumophila (Legionnaires' Disease), Philadelphia, PA--29-34  
 1048. 1976 -- Nov-Jan 77, Guillain-Barré syndrome outbreak, some blamed on swine flu vaccine--58  
  
 1049. 1977 -- chickenpox; US death rate 0.04 per 100K, esp. CA/13, NJ/NY/TX/8 each -- 89  
 1050. 1977 -- German measles (rubella), MI/3, CA/IL/KY/VA/2 ea., AZ/FL/GA/NM/NY/WI/1-- 17  
 1051. 1977 -- influenza, ICD-8 codes 470-474, US death rate 0.59 per 100K, esp. AL/1.98--1,304  
 1052. 1977 -- Legionella pneumophila (Legionnaires'), sum-fall esp., CA/2 OH/1 TN/3 VT/17-32  
 1053. 1977 -- measles (Rubeola), CA/TX/2, CT/FL/GA/IN/MO/NJ/NC/OR/TN/VA/WI/1 -- 15  
 1054. 1977 -- polio (acute poliomyelitis, ICD-8 codes 040-045), US death rate 0.05 per 100K -- 100  
 1055. 1977 -- tuberculosis, US death rate 1.35 per 100K, esp. DC/4.24, TN/2.8, KY/2.2 --2,968  
 1056. 1977 -- whooping cough, CA, FL, GA, KS, NC, PA, TN, TX, VA, WA 1 each -- 10  
  
 1057. 1978 -- chickenpox; US death rate .04 per 100K, esp. CA/14 (.06), TX/8 (.06), CT -- 91  
 1058. 1978 -- German measles (rubella), ICD 8 code 056; CA/FL/IL/IN/MO/OK/TN/WI -- 10  
 1059. 1978 -- influenza, ICD-8 codes 470-474, US death rate 1.8 per 100K, esp. ME/5.0, KS/4.7 --4,052  
 1060. 1978 -- measles (Rubeola), ICD-8 code 055; GA/2, IN/2, IA/MI/NJ/NY/OH/TX/VA-- 11  
 1061. 1978 -- polio (acute poliomyelitis, ICD-8 codes 040-045), US death rate 0.04 per 100K -- 95  
 1062. 1978 -- tuberculosis, ICD-8 codes 010-019, esp. NY/283, CA/217, PA/185, IL/165 --2,914  
  
 1063. 1979 -- chickenpox; US death rate 0.05 per 100K, esp. CA/11, NY/10, TX/8, AL/5 -- 103

1064. 1979 -- influenza, US death rate 0.27 per 100K, esp. ID/1.18, NE/1.15, KS/.98, WA/.85-- 604  
 1979 -- measles, ICD-9 codes 055-056; IL, KS, LA, ME, NJ, PA, TX (1 each) -- 7  
 1065. 1979 -- tuberculosis, US death rate 0.89 per 100K, esp. DC/2.7, KY/1.7, MS/1.6 --2,007  
 1979 -- typhoid & paratyphoid fevers ICD-9 codes 002.0-002.9, AZ/CA/GA/MS/TX-- 5  
 1066. 1980 -- chickenpox; US death rate 0.03 per 100K, esp. NY/9, TX/8, IL/7, MI/5 -- 78  
 1067. 1980 -- influenza, US death rate 1.19 per 100K, esp. ND/4.3, MA/3.4, ME/3.3, MT/3 --2,702  
 1068. 1980 -- measles, ICD-9 code 055; CA/2, NJ/2, NY/2, KS/MN/OK/PA/TN (1 each) -- 11  
 1980 -- plague (All forms/5, bubonic/2), New Mexico (3), CA (1), NV (1) -- 5  
 1980 -- polio, DE (1), NY (2), OH (2), PA (1) -- 6  
 1069. 1980 -- tuberculosis, US death rate 0.87 per 100K, esp. DC/4.21, SC, 1.79, AL/1.74 --1,978  
 1070. 1980 -- whooping cough, under 1 year/10, 1-4 years/1, CA/FL/GA/KY/NY/PA/VA -- 11

**Diseases – Chronological – continued:**

1071. 1981 -- chickenpox; US death rate 0.04 per 100K, esp. IL/8, CA/7, NY/7, OH/6, NJ/5 -- 84  
 1072. 1981 -- HIV AIDS (Human Immunodeficiency Virus Infection/Acquired Immune Deficiency Syndrome) -- 234  
 1073. 1981 -- influenza, US death rate 1.31 per 100K, esp. SD/4.2, IA/3.5, UT/3.3, VT/3.3 --3,006  
 1981 -- measles, US death rate 0.003 per 100K; CA/FL/IN/MA/WA (1 each), OH/2 -- 6  
 1074. 1981 -- tuberculosis, US death rate 0.84 per 100K, esp. AL/1.96, DC/1.57, FL/1.43 --1,937  
 1981 -- whooping cough/pertussis, one death each: CO, GA, KY, ND, WA, WI -- 6  
 1075. 1982 -- chickenpox; US death rate 0.03 per 100K, especially CA/11, FL/6, NY/6 -- 61  
 1076. 1982 -- HIV AIDS, U.S. -- 618  
 1077. 1982 -- influenza, US death rate 0.31 per 100K, esp. NE/1.78, SD/1.74, ND/1.34 -- 727  
 1982 -- measles, US death rate 0.003 per 100K; AZ, KY, MI, MS, NH, NY -- 6  
 1982 -- tuberculosis, US death rate 0.78 per 100K, esp. DC/2.83, AL/1.63, TN/1.4 --1,807  
 1078. 1983 -- chickenpox; US death rate 0.02 per 100K, especially NY/8, CA/5, TX/5 -- 57  
 1079. 1983 -- HIV AIDS, New York City (425), U.S. --1,500  
 1080. 1983 -- influenza, US death rate 0.61 per 100K, esp. ME/3.9, MT/3.2, MN/2.7 --1,431  
 1081. 1983 -- tuberculosis, US death rate 0.76 per 100K, esp. DC/3.63, AL/1.6, LA/1.2 --1,779  
 1082. 1984 -- chickenpox; US death rate 0.02 per 100K, especially CA/8, TX/7, NY/5 -- 53  
 1083. 1984 -- HIV AIDS, New York City (952) --3,578  
 1084. 1984 -- influenza, US death rate 0.46 per 100K, esp. MT, 2.3, OR/1.7, WA/1.4, AR/1.3 --1,096  
 1085. 1984 -- meningococcal meningitis, ICD-9 code 036.0, esp. CA and NY (8 each) -- 95  
 1086. 1984 -- tuberculosis, US death rate 0.73 per 100K, esp. DC/3.62, AL/1.57, NY/1.21 --1,729  
 1087. 1985 -- chickenpox; US death rate 0.03 per 100K, esp. CA/13 and NY/10 -- 68  
 1088. 1985 -- HIV AIDS, New York City (1,663), U.S. --6,903  
 1089. 1985 -- influenza, death rate 0.86 per 100K, esp. NE/4.1, MT/2.8, IA/2.6, KS/2.4, WY/2.2 --2,054  
 1090. 1985 -- malaria, ICD-9 codes 084.0-084.9, death rate 0.01 per 100,000 -- 13  
 1985 -- measles, AZ (1); IL (1); ME (1); MA (1) -- 4  
 1091. 1985 -- meningococcal meningitis, especially TX (9), NY (8), CA (7), NJ/5, PA/5 -- 88  
 1092. 1985 -- tuberculosis, US death rate 0.74 per 100K, esp. DC/3.46, GA/1.34, AL/1.23 --1,752

1093. 1986 -- chickenpox; US death rate 0.02 per 100K, esp. NY (9), TX (7), CA (5) -- 47  
 1094. 1986 -- HIV AIDS, New York City (2,650), U.S. 12,053  
 1095. 1986 -- influenza, US death rate 0.76 per 100K, esp. VT/3.9 ME/3.59 MN/3.2 ND/2.84 --1,838  
 1096. 1986 -- meningococcal meningitis, ICD-9 code 036.0, esp. CA (13), NY (10) -- 88  
 1097. 1986 -- tuberculosis, death rate 0.74 per 100K, esp. DC/1.72, DE/1.43, NY/1.34 --1,782
1098. 1987 -- chickenpox, US death rate 0.04 per 100K, esp. NY (14), CA (10) -- 89  
 1099. 1987 -- HIV Infection/AIDS, death rate 5.5, esp. DC/28.1, NY/19.1, NJ/13.7, CA/9.5--13,468  
 1100. 1987 -- influenza, death rate 0.26 per 100K; esp. NE/1.02 (16), SD/1.29 (9), VE/1.11 (6) -- 632  
 1101. 1987 -- meningococcal meningitis, ICD-9 code 036.0, death rate 0.03 per 100K, esp. CA/13-- 64  
 1102. 1987 -- tuberculosis, US death rate 0.72 per 100K, esp. DC/2.82, AL/1.54, NY/1.5 --1,755

**Diseases – Chronological (continued):**

1103. 1988 -- chickenpox, US death rate 0.03 per 100K, esp. WY/0.22 (1), AK/018 (1) -- 83  
 1104. 1988 -- HIV AIDS, US death rate 6.8, DC/39., NY/22.2, NJ/114.9, FL/11.7 CA/11.-16,602  
 1105. 1988 -- influenza, US death rate 0.79 per 100K; esp. ID/3.7, IA/2.5, MT/2.6, SD/3.3 --1,943  
 1106. 1988 -- meningococcal meningitis, ICD-9 code 036.0/death rate 0.04 per 100K, esp. CA/13-- 87  
 1107. 1988 -- tuberculosis, US death rate 0.78 per 100K, esp. DC/2.05, NY/1.61, HI/1.48 --1,921  
 1988 -- measles, LA County, CA/1 Palm Beach Co., FL/1 Palm Beach Co., OR/1 -- 3
1108. 1989 -- chickenpox, US death rate 0.04 per 100K, esp. CA/0.06 (18), NJ/0.13 (10) -- 89  
 1109. 1989 -- HIV AIDS, US death rate 8.9, DC/55.7, NY/25.6, NJ/19.6, FL/16.1, CA/15-22,082  
 1110. 1989 -- influenza, US death rate 0.64 per 100K; esp. IA/2.38, MT/2.1, ND/2.17, OR/2.0 --1,593  
 1111. 1989 -- malaria, ICD-9 codes 084.0-084.9, death rate 0.004 per 100,000 -- 11  
 1112. 1989 -- measles, CDC reports 17,850 cases in 47 States and DC --45-62  
 1113. 1989 -- meningococcal meningitis, ICD-9 code 036.0, especially CA/20, NY/13 -- 88  
 1114. 1989 -- tuberculosis, US death rate 0.80 per 100K, esp. DC/2.55; NY/1.63; LA/1.34 --1,970  
 1115. 1989 -- whooping cough (ICD-9 code 033.0), 9 (under 1 year), 3 (1-4 years old) -- 12
1116. 1990 -- chickenpox, US death rate 0.05 per 100K, esp. CA/26, NY/14, TX/10 -- 120  
 1117. 1990 -- influenza, US death rate 0.84 per 100K; esp. NE//3.5; IA/3.1; ID/2.3; SD/2.3 --2,098  
 1118. 1990 -- measles resurgence (largest loss of life since 1971), esp. young children --79-108  
 1119. 1990 -- meningococcal meningitis, ICD-9 code 036.0, especially CA, 13 deaths -- 72  
 1120. 1990 -- tuberculosis, US death rate 0.73 per 100K, esp. DC/1.97; NY/1.63; MS/1.48 --1,810  
 1121. 1990 -- whooping cough (ICD-9 code 033.0), 11 (under 1 year), 1 (1-4 years old) -- 12
1122. 1991 -- chickenpox, US death rate 0.03 per 100K, especially CA, 0.06 (17 deaths) -- 81  
 1123. 1991 -- influenza, US death rate 0.45 per 100K; esp. NE/2.38, ND/1.73, IA/1.54 --1,137  
 1124. 1991 -- measles resurgence, especially CA (8); NY (15); and PA (9) -- 38  
 1125. 1991 -- meningococcal meningitis, US death rate 0.02 per 100K, CA 0.03/10 deaths-- 59  
 1126. 1991 -- tuberculosis, US death rate 0.68 per 100K, esp. DC/2.32. NY/1.62; AR/1.17 --1,713
1127. 1992 -- chickenpox, US death rate 0.04 per 100K, esp. TX (12 deaths) at 0.07 -- 100  
 1128. 1992 -- influenza, US death rate 0.39 per 100K; esp. ME/1.94; MT/1.21; WV/1.27 --1,006

1129.	1992 -- measles, especially young children	-- 3-11
1130.	1992 -- meningococcal meningitis, US death rate 0.02 per 100K	-- 61
1131.	1992 -- tuberculosis, US death rate 0.66 per 100K, esp. NY, 1.38; MS, 1.33	--1,705
1132.	1993 -- chickenpox, US death rate 0.04 per 100K, especially CA (17), NY (16)	-- 100
1133.	1993 -- influenza, US death rate 0.40 per 100K; esp. ID 2.62; VE 2.42; MT 1.54; OR 1.37--1,044	
1134.	1993 -- malaria, ICD-9 codes 084.0-084.9, death rate 0.005 per 100,000	-- 12
1135.	1993 -- meningococcal meningitis, US death rate 0.10 per 100K; esp. CA & GA, 0.14--	260
1136.	1993 -- tuberculosis (US death rate 0.63 per 100K), esp. DC/2.51 and NY/1.16	--1,631
1137.	1993 -- Apr-Dec, hantavirus pulmonary syndrome, esp. Native Americans, NM/AZ--	32

**Diseases – Chronological – continued:**

1138.	1994 -- chickenpox, especially CA (17), MI (10), NY (10) and TX (48)	-- 124
1139.	1994 -- influenza, US death rate 0.47 per 100K; esp. SD/2.6; MT/1.7; IA/ 1.5; NE/1.22--1,229	
1140.	1994 -- meningococcal meningitis, ICD-9 code 36.0; death rate 0.10 per 100K; esp. CO--	276
1141.	1994 -- shigellosis (infectious diarrhea / bacillary dysentery) ICD-9 code 004.0	-- 13
1142.	1994 -- tuberculosis, ICD-9 code 010-018, death rate 0.56 per 100K, esp. DC, 1.86	--1,478
1143.	1995 -- adenovirus infection, ICD-9 code 079.0, death rate 0.004 per 100,000	-- 11
1144.	1995 -- chickenpox, esp. children <9 (38) and 25-34 (30), esp. PA (10), TX (12)	-- 115
1145.	1995 -- influenza, ICD-9 code 487.0; US death rate 0.23 per 100K; esp. WV, 1.32	-- 606
1146.	1995 -- meningococcal meningitis, ICD-9 code 036.0; death rate 0.03	-- 82
1147.	1995 -- tuberculosis, ICD-9 code 010-018, death rate 0.5 per 100K, esp. DC, 1.89	--1,336
	1996 -- adenovirus infection, ICD-10 code B34.0, death rate 0.002 per 100,000	-- 6
1148.	1996 -- chickenpox (varicella), ICD-9 code 052	-- 81
1149.	1996 -- influenza, ICD-9 code 487; US death rate 0.276 per 100K; esp. SD (1.616)	-- 745
1150.	1996 -- meningococcal meningitis, ICD-9 code 036.0; death rate 0.03	-- 82
1151.	1996 -- tuberculosis, ICD-9 code 010-018, death rate 0.45 per 100K, esp. DC, 1.92	--1,202
1152.	1997 -- adenovirus infection, ICD-9 code 079.0, death rate 0.004 per 100,000	-- 11
1153.	1997 -- chickenpox (varicella), ICD-9 code 052, especially CA (12)	-- 99
1154.	1997 -- influenza, ICD-9 code 487.0; US death rate 0.26 per 100K; esp. KS (0.99)	-- 720
1155.	1997 -- meningococcal meningitis, ICD-9 code 036.0; death rate 0.03; esp. CA/12	-- 89
1156.	1997 -- tuberculosis, ICD-9 code 010-018, death rate 0.43 per 100K, esp. HI, 0.99	--1,166
1157.	1998 -- adenovirus infection, ICD-9 code 079.0, death rate 0.01 per 100,000	-- 16
1158.	1998 -- chickenpox (varicella), ICD-9 code 052, especially CA (10)	-- 81
1159.	1998 -- infectious colitis, enteritis, gastroenteritis, ICD-9 code 009.0, death rate 0.124 per 100K--	342
1160.	1998 -- influenza, ICD-9 code 487.0; US death rate 0.62 per 100K; esp. MT (6.72)	--1,724
1161.	1998 -- meningococcal meningitis, ICD-9 code 036.0; death rate 0.03; esp. CA (13)	-- 73
1162.	1998 -- tuberculosis, ICD-9 code 010-018, death rate 0.40 per 100K, esp. LA, 0.72	--1,112
1163.	1999 -- adenovirus infection, ICD-10 code B34.0, death rate 0.004 per 100,000	-- 11
1164.	1999 -- chickenpox (varicella), ICD-10 code B01	-- 48

1165.	1999	-- diarrhoea and gastroenteritis of infectious origin; no State with 10 deaths	--	96
1166.	1999	-- influenza, ICD-10 codes J09-11.8; US death rate 0.597 per 100K; esp. SD/4.913	--	1,665
1167.	1999	-- meningococcal meningitis, ICD-10 code A39.0; death rate 0.024; esp. CA (10)	--	67
1168.	1999	-- streptococcal toxic shock syndrome, ICD-10 code A48.3, no state $\geq$ 10 deaths	--	55
1169.	1999	-- tuberculosis, ICD-10 code A16-19, death rate 0.333 per 100K, esp. NM, 0.608	--	930
1170.	2000	-- adenovirus infection, ICD-10 code B34.0, death rate 0.004 per 100,000	--	11
1171.	2000	-- chickenpox (varicella), ICD-10 code B01	--	44
1172.	2000	-- diarrhoea/gastroenteritis, infectious origin; no State as many as 10 deaths	--	65
1173.	2000	-- influenza, ICD-10 codes J09-11.8; US death rate 0.63 per 100K; esp. SD (3.05)	--	1,765
1174.	2000	-- meningococcal meningitis, ICD-10 code A39.0; death rate 0.025; esp. CA (15)	--	71
1175.	2000	-- streptococcal toxic shock syndrome, ICD-10 code A48.3, esp. CA (11)	--	74
1176.	2000	-- tuberculosis, ICD-10 code A16-19; death rate 0.276 per 100K, esp. LA, 0.559	--	776
1177.	2000	-- whooping cough (ICD-10 code A37.0), (all under 1 year-old)	--	12

**Diseases – Chronological (continued:**

1178.	2001	-- adenovirus infection, ICD-10 code B34.0, death rate 0.004 per 100,000	--	12
1179.	2001	-- chickenpox (varicella), ICD-10 code B01	--	26
1180.	2001	-- diarrhoea/gastroenteritis, infectious origin; no State as many as 10 deaths	--	56
1181.	2001	-- influenza, ICD-10 codes J09-11; US death rate 0.09 per 100K; esp. WI (0.20)	--	257
	2001	-- malaria, ICD-10 codes B50-B54, death rate 0.003 per 100,000	--	9
1182.	2001	-- meningococcal meningitis, ICD-10 code A39.0; no state over 9 deaths	--	61
1183.	2001	-- streptococcal toxic shock syndrome, ICD-10 code A48.3, esp. CA (10)	--	75
1184.	2001	-- tuberculosis, ICD-10 code A16-19, death rate 0.268 per 100K, esp. DC, 1.741	--	764
1185.	2001	-- whooping cough (ICD-10 code A37.0), (16 under 1 year; 1, 1-4 years-old)	--	17
1186.	2002	-- adenovirus infection, ICD-10 code B34.0, death rate 0.004 per 100,000	--	12
1187.	2002	-- chickenpox (varicella), ICD-10 code B01	--	32
1188.	2002	-- diarrhoea/gastroenteritis, infectious origin, esp. CA/12 (above avg. .034 death rate)	--	93
1189.	2002	-- influenza, ICD-10 codes J09-11; US death rate 0.253 per 100K; esp. SD (2.237)	--	727
1190.	2002	-- malaria, ICD-10 code B50-54, death rate 0.004 per 100K; all States <10 deaths	--	12
1191.	2002	-- meningococcal meningitis, ICD-10 code A39.0; no state over 9 deaths	--	53
1192.	2002	-- streptococcal toxic shock syndrome, ICD-10 code A48.3, esp. CA (10)	--	78
1193.	2002	-- tuberculosis, ICD-10 code A16-19, death rate .273 per 100K, esp. AR, .443	--	784
1194.	2002	-- whooping cough (ICD-10 code A37.0), all 18 under 1 year-old	--	18
	2003	-- adenovirus infection, ICD-10 code B34.0, death rate 0.003 per 100,000	--	8
1195.	2003	-- chickenpox (varicella), ICD-10 code B01	--	16
1196.	2003	-- diarrhoea/gastroenteritis, infectious origin, esp. FL/17, (above avg. death rate)	--	98
1197.	2003	-- influenza, ICD-10 codes J09-11; US death rate 0.618 per 100K; esp. ND (2.661)	--	1,792
1198.	2003	-- meningococcal meningitis, ICD-10 code A39.0, CA only state over 9 deaths	--	49
1199.	2003	-- streptococcal toxic shock syndrome, ICD-10 code A48.3	--	71
1200.	2003	-- tuberculosis, ICD-10 code A16-19, death rate 0.25 per 100K, esp. LA, 0.49	--	711
1201.	2003	-- whooping cough (ICD-10 code A37.0), 10 under 1 year-old	--	11

2004 -- adenovirus infection, ICD-10 code B34.0, death rate 0.003 per 100,000 -- 9  
 1202. 2004 -- chickenpox (varicella), ICD-10 code B01 -- 19  
 1203. 2004 -- diarrhoea/gastroenteritis, infectious origin, esp. FL/10, IL/10 (above avg. death rate)--111  
 1204. 2004 -- influenza, ICD-10 codes J09-11; US death rate 0.376 per 100K; esp. ME (1.827) --1,100  
 1205. 2004 -- meningococcal meningitis, ICD-10 code A39.0 (all states below 10 deaths)-- 38  
 1206. 2004 -- streptococcal toxic shock syndrome, ICD-10 code A48.3, esp. CA (10) -- 71  
 1207. 2004 -- tuberculosis, ICD-10 code A16-19, death rate 0.22 per 100K, esp. KY, 0.36 -- 57  
 1208. 2004 -- whooping cough (ICD-10 code A37.0), 15 under 1 year-old -- 16

**Diseases – Master Set – Chronological:**

1209. 2005 -- adenovirus infection, ICD-10 code B34.0, death rate 0.005 per 100,000 -- 16  
 1210. 2005 -- chickenpox (varicella), ICD-10 code B01 -- 13  
 1211. 2005 -- diarrhoea/gastroenteritis, infectious origin, esp. CA/17, IL/11 (above avg. death rate)-- 132  
 1212. 2005 -- influenza, ICD-10 codes J09-11; US death rate 0.613 per 100K; esp. SD (4.513) --1,812  
 1213. 2005 -- meningococcal meningitis, ICD-10 code A39.0 (all states below 10 deaths) -- 27  
 1214. 2005 -- streptococcal toxic shock syndrome, ICD-10 code A48.3 (emerging disease) -- 55  
 1215. 2005 -- tuberculosis, ICD-10 code A16-19, death rate 0.22 per 100K, esp. LA, 0.39 -- 648  
 1216. 2005 -- whooping cough (ICD-10 code A37.0), 28 under 1 year-old -- 31

1217. 2006 -- adenovirus infection, ICD-10 code B34.0, death rate 0.005 per 100,000 -- 15  
 1218. 2006 -- chickenpox (varicella), ICD-10 code B01 -- 18  
 1219. 2006 -- diarrhoea/gastroenteritis, infectious origin, esp. CA/20, PA/14 (above avg. death rate) -- 149  
 1220. 2006 -- influenza, ICD-10 codes J09-11; US death rate 0.285 per 100K; esp. VE (1.605)-- 849  
 1221. 2006 -- meningococcal meningitis, ICD-10 Code A39.0 (all states below 10 deaths)-- 32  
 1222. 2006 -- streptococcal toxic shock syndrome, ICD-10 code A48.3 (emerging disease) -- 57  
 1223. 2006 -- tuberculosis, ICD-10 code A16-19, death rate 0.22 per 100K, esp. AR/.35, LA/.33 -- 652

1224. 2007 -- adenovirus infection, ICD-10 code B34.0, death rate 0.005 per 100,000 -- 15  
 1225. 2007 -- chickenpox (varicella), ICD-10 code B01 -- 14  
 1226. 2007 -- diarrhoea/gastroenteritis, infectious origin, esp. IL/10, NJ/10 (above avg. death rate)-- 127  
 1227. 2007 -- influenza, ICD-10 codes J09-11; US death rate 0.14 per 100K; esp. IA (0.33)-- 411  
 1228. 2007 -- meningococcal meningitis, ICD-10 Code A39.0 (all states below 10 deaths)-- 24  
 1229. 2007 -- streptococcal toxic shock syndrome, ICD-10 code A48.3 (emerging disease) -- 18  
 1230. 2007 -- tuberculosis, death rate 0.184 per 100K, esp. TN/.389 above avg. death rate-- 554

1231. 2008 -- adenovirus infection, ICD-10 code B34.0, death rate 0.005 per 100,000 -- 16  
 1232. 2008 -- chickenpox (varicella), ICD-10 code B01 -- 18  
 1233. 2008 -- diarrhoea and gastroenteritis of Infections origin, esp. CA (17), NY (23) -- 134  
 1234. 2008 -- influenza, ICD-10 codes J09-11; US death rate 0.57 per 100K; esp. SD (2.13) --1,772  
 1235. 2008 -- meningococcal meningitis, ICD-10 Code A39.0 (all states below 10 deaths)-- 31  
 1236. 2008 -- streptococcal toxic shock syndrome, ICD-10 code A48.3 (emerging disease) -- 20  
 1237. 2008 -- tuberculosis, ICD-10 code A16-19, death rate 0.19; esp. MS (above avg. rate) -- 585  
 1238. 2008 -- whooping cough (ICD-10 code A37.0), 18 under 1 year-old -- 20

1239. 2009 -- adenovirus infection, ICD-10 code B34.0, death rate 0.006 per 100,000 -- 19



1240.	2009 -- chickenpox (varicella), ICD-10 code B01	-- 22
1241.	2009 -- Hepatitis A, ICD-10 code B15.0, US death rate 0.008 (no State over 9 deaths)	-- 26
1242.	2009 -- influenza (avian), ICD-10 code J09 (US death rate 0.5 per 100K) esp. MT (1.3)	--1,557
1243.	2009 -- meningococcal meningitis, ICD-10 Code A39.0 (all states below 10 deaths)--	28
1244.	2009 -- streptococcal toxic shock syndrome, ICD-10 code A48.3 (emerging disease)	-- 21
1245.	2009 -- tuberculosis, ICD-10 code A16-19, esp. CA, LA, OK, TX (above avg. death rate)--	529
1246.	2009 -- whooping cough (ICD-10 code A37.0), all under 1 year-old	-- 15
1247.	2009 -- Apr 12-Apr 10, 2010, H1N1 "Swine Flu" pandemic (U.S.)	--12,469

**Diseases – Master Set – Chronological:**

1248.	2010 -- adenovirus infection, ICD-10 code B34.0, death rate 0.005 per 100,000	-- 15
1249.	2010 -- chickenpox (varicella), ICD-10 code B01	-- 15
1250.	2010 -- diarrhoea and gastroenteritis of Infections origin (ICD-10 code A09)	--2,741
1251.	2010 -- HIV/AIDS, U.S., nationally	15,525
1252.	2010 -- influenza, ICD-10 codes J09-J11; US death rate 0.2 per 100K; esp. AK, KS/.4 <sup>252</sup>	-- 500
1253.	2010 -- malaria, ICD-10 codes B50-B54, no State had at least 10 deaths	-- 10
1254.	2010 -- meningococcal meningitis, ICD 10 Code A39.0	-- 14
1255.	2010 -- streptococcal toxic shock syndrome, ICD-10 code A48.3 (emerging disease)	-- 24
1256.	2010 -- tuberculosis, ICD-10 Code A16-19, esp. AL, CA, KY, TX (above avg. death rate)--	569
1257.	2010 -- viral hepatitis, ICD-10 code B-15-19 (death rate 2.4 per 100K), esp. OK (4.9)	--7,564
1258.	2010 -- whooping cough (ICD-10 code A37.0), 25 under 1 year-old	-- 26
1259.	2010-11 (winter)--estimated excess influenza & pneumonia Deaths (95%CI)--	12,111-15,372
1260.	2011 -- adenovirus infection, ICD-10 code B34.0, death rate 0.007 per 100,000	-- 21
1261.	2011 -- chickenpox (varicella), ICD-10 code B01	-- 14
1262.	2011 -- diarrhoea & gastroenteritis of Infections origin (ICD-10 code A09), esp. NJ	--2,743
1263.	2011 -- influenza, ICD-10 codes J09-11 (US death rate 0.5), esp. SD (2.3 per 100K)	--1,532
1264.	2011 -- meningococcal meningitis, ICD 10 Code A39.0 (no state 10 or more deaths)--	26
1265.	2011 -- streptococcal toxic shock syndrome, ICD-10 code A48.3 (emerging disease)	-- 23
1266.	2011 -- tuberculosis, ICD-10 Code A16-A19, esp. CA (108), NY, SC (above avg. DR)--	539
1267.	2011 -- viral hepatitis, ICD-10 code B-15-19 (death rate 2.5 per 100K), esp. DC (7.1)	--7,850
1268.	2011-2012 (winter) -- estimated excess influenza & pneumonia deaths	--3,691-4,747
1269.	2012 -- adenovirus infection, ICD-10 code B34.0, death rate 0.007 per 100,000	-- 21
1270.	2012 -- chickenpox (varicella), ICD-10 code B01, especially $\geq 85$ (7)	-- 16
1271.	2012 -- diarrhoea and gastroenteritis of Infections origin (ICD-10 code A09)	--2,610
1272.	2012 -- influenza, ICD-10 codes J09-11; US death rate 0.4; SD, 2.5 per 100K	--1,106
1273.	2012 -- meningococcal meningitis, ICD 10 Code A39.0	-- 11
1274.	2012 -- streptococcal toxic shock syndrome, ICD-10 code A48.3 (emerging disease)--	13
1275.	2012 -- tuberculosis, ICD-10 Code A16-A19, especially CA (101) and TX (63)	-- 510
1276.	2012 -- viral hepatitis, ICD-10 code B-15-B19, esp. NM/99, AZ/291, CA/1,387	--8,062
1277.	2012 -- whooping cough (ICD-10 code A37.0), 15 under 1 year-old	-- 17

<sup>252</sup> The ICD-10 Code for influenza and pneumonia (J09-J18), for 2010, shows 50,097 deaths (death rate of 16.2).

1278.	2012-2013 (winter) -- estimated excess influenza & pneumonia deaths	--18,066-22,434
1279.	2013 -- adenovirus infection, ICD-10 code B34.0, death rate 0.006 per 100,000	-- 20
1280.	2013 -- diarrhoea and gastroenteritis of Infections origin (ICD-10 code A09)	--2,669
1281.	2013 -- viral hepatitis, ICD-10 code B-15-B19, esp. OR/6.0 death rate, DC/5.9	--8,157
1282.	2013 -- influenza, ICD-10 codes J09-11, esp. SD (3.6) MT (3.5) ME (3.2) death rates	--3,697
1283.	2013 -- malaria, ICD-10 Codes B50-B54	-- 10
	2013 -- meningococcal meningitis, ICD 10 Code A39.0	-- 9
1284.	2013 -- streptococcal toxic shock syndrome, ICD-10 code A48.3 (emerging disease)	-- 16
1285.	2013 -- tuberculosis, ICD-10 Code A16-A19, especially CA (133) and TX (61)	-- 555
1286.	2013 -- whooping cough (ICD-10 code A37.0), 10 under 1 year-old	-- 12

**Diseases – Master Set – Chronological:**

1287.	2014 -- adenovirus infection, ICD-10 code B34.0, death rate 0.009 per 100,000	-- 29
1288.	2014 -- diarrhoea and gastroenteritis of Infections origin (ICD-10 code A09)	--2,405
1289.	2014 -- enterovirus infection, ICD-10 code B34.1, death rate 0.010	-- 31
1290.	2014 -- influenza (ICD-10 codes J09, J10, J11), especially CA (457), TX (418)	--4,605
1291.	2014 -- meningococcal meningitis, ICD 10 Code A39.0 (no state with $\geq 10$ deaths)	-- 43
1292.	2014 -- streptococcal toxic shock syndrome, ICD-10 code A48.3 (emerging disease)	-- 12
1293.	2014 -- tuberculosis, ICD-10 Code A16-A19, especially CA (101)	-- 493
1294.	2014 -- whooping cough (ICD-10 code A37.0), 10 under 1 year-old	-- 14
1295.	2014 -- June-Oct 2015, Legionella pneumophila/Legionnaires' Disease, Flint, MI	-- 12
1296.	2015 -- adenovirus infection, ICD-10 code B34.0, death rate 0.015 per 100,000	-- 48
1297.	2015 -- chickenpox (varicella), ICD-10 code B01., especially children	-- 14
1298.	2015 -- diarrhoea and gastroenteritis of Infections origin (ICD-10 code A09)	--2,456
1299.	2015 -- influenza (ICD-10 codes J09, J10.0, J10.1, J10.8, J11.0, J11.1, J11.8)	--5,251
1300.	2015 -- meningococcal meningitis, ICD 10 Code A39.0 (no state with $\geq 10$ deaths)	-- 12
1301.	2015 -- streptococcal toxic shock syndrome, ICD-10 code A48.3 (emerging disease)	-- 21
1302.	2015 -- tuberculosis, ICD-10 Codes A16-A19, esp. CA/85, TX/61, NY/35, PA/22	-- 470
1303.	2015 -- viral hepatitis, ICD-10 code B15-B19, esp. DC (death rate 6.4 per 100,000)	--7,461
1304.	2015 -- July-mid Aug, Legionella pneumophila/Legionnaires', South Bronx, NYC, NY-16	
1305.	2016 -- adenovirus infection, ICD-10 code B34.0, death rate 0.014 per 100,000	-- 46
1306.	2016 -- diarrhoea and gastroenteritis of Infections origin (ICD-10 code A09)	--2,361
1307.	2016 -- Hantavirus (cardio)-pulmonary Syndrome (HPS), ICD 10 Code B33.4	-- 10
1308.	2016 -- HIV, US death rate 1.9, DC/12.0, FL/4.2, LA/3.9 GA/3.4 MD/3.2	--6,160
1309.	2016 -- influenza (ICD-10 codes J09, J10.0, J10.1, J10.8, J11.0, J11.1, J11.8)	--2,905
1310.	2016 -- streptococcal toxic shock syndrome, ICD-10 code A48,3 (emerging disease)--	26
1311.	2016 -- tuberculosis, ICD-10 Codes A16-A19, esp. CA/111, TX/55, FL/36, OK/14	-- 528
1312.	2016 -- viral hepatitis, ICD-10 code B15-B19, esp. DC (death rate 4.8 per 100K; US 2.0)	--6,421
1313.	2016 -- whooping cough (ICD-10 code A37.0)	-- 11
1314.	2017 -- chickenpox (varicella), ICD-10 code B01 (CDC Wonder site)	-- 16
1315.	2017 -- HIV, US death rate 1.75 per 100K, esp. DC/9.8, MS/3.8, FL/3.6, LA/3.5	--5,698

1316. 2017 -- influenza; death rate 2.0 per 100K pop.; esp. ME/5.2, MT/5.1, OR/4.9, WA/4.2 --6,515

1317. 2017 -- tuberculosis, IDC-10 code A16-19, esp. CA/108 TX/49 NY/31 PA/22 NJ/21 -- 515  
2017 -- whooping cough (pertussis), ICD-10 code 137.0-A37.9 -- 9

1318. 2017-2018 -- winter (March 2018 end) influenza (primarily H3N2) ~80,000

1319. 2018 -- adenovirus infection, ICD-10 code B34.0, death rate 0.01 per 100,000 pop. -- 49

1320. 2018 -- adenovirus, Oct esp., 7, children, Wanaque Nursing & Rehabilitation Center, Haskell, NJ--11

1321. 2018 -- chickenpox (varicella), ICD-10 code B01 (CDC Wonder site) -- 20

1322. 2018 -- HIV; US death rate 1.66 per 100K, esp. DC/9.25, MS/4.15, LA/3.4 FL/3.3 --5,425

1323. 2018 -- influenza, ICD-10 codes J09-11.8, death rate 3.4 per 100K pop., esp. WV/6.6- 11,164

1324. 2018 -- tuberculosis, ICD-10 codes A16-A19, esp. CA/100, TX/50, NY/39, FL/38 -- 542  
2018 -- whooping cough (pertussis), ICD-10 code A37.0-A37.9; CDC Wonder site -- 9

1325. 2019 -- adenovirus infection, ICD-10 code B34.0, death rate 0.02 per 100K pop. -- 78

1326. 2019 -- chickenpox (varicella); ICD-10 code B01 (CDC Wonder site) -- 18

1327. 2019 -- HIV, US death rate 1.54 per 100K pop.; DC/10.0, FL/3.2, MD, 3.0, GA/2.7--5,044

1328. 2019 -- influenza, esp. CA/560 TX/396 NY/336 lives lost; VT/4.3 OR/3.7 NE/3.3 death rate-5,902

1329. 2019 -- tuberculosis, ICD-10 codes A16-A19, esp. CA/112, TX/54, NY/37, FL/35 -- 526

1330. 2019 -- whooping cough, ICD-10 code A36 (CDC Wonder site) -- 10

1331. 2020 -- chickenpox (varicella), ICD-10 code B01 (CDC Wonder site, no state data)-- 21

1332. 2020 -- Feb 29-Dec 31, coronavirus, 1,070 US deaths per 1 million population --354,215

1333. 2020 -- HIV, US death rate 1.55, esp. DC/9.4, FL/3.1, MS/3.34, GA/3.1, MD/2.96 --5,155

1334. 2020 -- influenza (distinct from 47,601 pneumonia deaths); death rate 1.8 per 100K --5,943

1335. 2020 -- tuberculosis, ICD-10 Codes A16-A19, esp. CA/119, TX/66, NY/36, FL/30 -- 600

1336. 2021 -- COVID-19 (coronavirus), ~2,600K US deaths per 1M population --437,984

1337. 2021 -- chickenpox (varicella), ICD-10 code B01.0 (CDC WONDER, no state data) -- 14

1346. 2021 -- HIV, US death rate 1.50, esp. DC/7.46, FL/2.9, GA/2.76, MS/2.71, LA/2.7 --4,977

1347. 2021 -- influenza (distinct from 41,309 pneumonia deaths); death rate 0.18, esp. TN/0.60-- 608

1338. 2021 -- tuberculosis, ICD-10 codes A16-A19, esp. CA/106, TX/58, FL/36, NY/36, VA/22--602

1339. 2022 -- COVID-19; US death rate 6.5; esp. MO/9.99, FL/9.8, OH/9.8, IN/9.6, PA/9.5 --217,370

1340. 2023 -- COVID (354K deaths/2020; 438K/2021; 217K/2022; 1.19M 2020-2023) 71,691

**Disease -- ADENOVIRUS Infection -- By Mortality**

1.	2019 -- adenovirus infection, ICD-10 code B34.0, death rate 0.02 per 100K pop.	--	78
2.	2018 -- adenovirus infection, ICD-10 code B34.0, death rate 0.01 per 100,000 pop. <sup>253</sup>	--	49
3.	2015 -- adenovirus infection, ICD-10 code B34.0, death rate 0.015 per 100,000	--	48
4.	2016 -- adenovirus infection, ICD-10 code B34.0, death rate 0.014 per 100,000	--	46
5.	2014 -- adenovirus infection, ICD-10 code B34.0, death rate 0.009 per 100,000	--	29
6.	2011 -- adenovirus infection, ICD-10 code B34.0, death rate 0.007 per 100,000	--	21
7.	2012 -- adenovirus infection, ICD-10 code B34.0, death rate 0.007 per 100,000	--	21
8.	2013 -- adenovirus infection, ICD-10 code B34.0, death rate 0.006 per 100,000	--	20
9.	2009 -- adenovirus infection, ICD-10 code B34.0, death rate 0.006 per 100,000	--	19
10.	1998 -- adenovirus infection, ICD-9 code 079.0, death rate 0.01 per 100,000	--	16
11.	2005 -- adenovirus infection, ICD-10 code B34.0, death rate 0.005 per 100,000	--	16
12.	2008 -- adenovirus infection, ICD-10 code B34.0, death rate 0.005 per 100,000	--	16
13.	2006 -- adenovirus infection, ICD-10 code B34.0, death rate 0.005 per 100,000	--	15
14.	2007 -- adenovirus infection, ICD-10 code B34.0, death rate 0.005 per 100,000	--	15
15.	2010 -- adenovirus infection, ICD-10 code B34.0, death rate 0.005 per 100,000	--	15
16.	2001 -- adenovirus infection, ICD-10 code B34.0, death rate 0.004 per 100,000	--	12
17.	2002 -- adenovirus infection, ICD-10 code B34.0, death rate 0.004 per 100,000	--	12
18.	1995 -- adenovirus infection, ICD-9 code 079.0, death rate 0.004 per 100,000	--	11
19.	1997 -- adenovirus infection, ICD-9 code 079.0, death rate 0.004 per 100,000	--	11
20.	1999 -- adenovirus infection, ICD-10 code B34.0, death rate 0.004 per 100,000	--	11
21.	2000 -- adenovirus infection, ICD-10 code B34.0, death rate 0.004 per 100,000	--	11
22.	2018 -- Oct esp., adenovirus 7, children, Wanaque Nursing & Rehabilitation Center, Haskell, NJ	--	11
	2004 -- adenovirus infection, ICD-10 code B34.0, death rate 0.003 per 100,000	--	9
	2003 -- adenovirus infection, ICD-10 code B34.0, death rate 0.003 per 100,000	--	8
	1996 -- adenovirus infection, ICD-10 code B34.0, death rate 0.002 per 100,000	--	6

---

<sup>253</sup> We have a separate file on the October adenovirus outbreak at the Wanaque Nursing & Rehabilitation Center.

**Disease -- ADENOVIRUS Infection -- Chronologically**

1.	1995 -- adenovirus infection, ICD-9 code 079.0, death rate 0.004 per 100,000	--	11
	1996 -- adenovirus infection, ICD-10 code B34.0, death rate 0.002 per 100,000	--	6
2.	1997 -- adenovirus infection, ICD-9 code 079.0, death rate 0.004 per 100,000	--	11
3.	1998 -- adenovirus infection, ICD-9 code 079.0, death rate 0.01 per 100,000	--	16
4.	1999 -- adenovirus infection, ICD-10 code B34.0, death rate 0.004 per 100,000	--	11
5.	2000 -- adenovirus infection, ICD-10 code B34.0, death rate 0.004 per 100,000	--	11
6.	2001 -- adenovirus infection, ICD-10 code B34.0, death rate 0.004 per 100,000	--	12
7.	2002 -- adenovirus infection, ICD-10 code B34.0, death rate 0.004 per 100,000	--	12
	2003 -- adenovirus infection, ICD-10 code B34.0, death rate 0.003 per 100,000	--	8
	2004 -- adenovirus infection, ICD-10 code B34.0, death rate 0.003 per 100,000	--	9
8.	2005 -- adenovirus infection, ICD-10 code B34.0, death rate 0.005 per 100,000	--	16
9.	2006 -- adenovirus infection, ICD-10 code B34.0, death rate 0.005 per 100,000	--	15
10.	2007 -- adenovirus infection, ICD-10 code B34.0, death rate 0.005 per 100,000	--	15
11.	2008 -- adenovirus infection, ICD-10 code B34.0, death rate 0.005 per 100,000	--	16
12.	2009 -- adenovirus infection, ICD-10 code B34.0, death rate 0.006 per 100,000	--	19
13.	2010 -- adenovirus infection, ICD-10 code B34.0, death rate 0.005 per 100,000	--	15
14.	2011 -- adenovirus infection, ICD-10 code B34.0, death rate 0.007 per 100,000	--	21
15.	2012 -- adenovirus infection, ICD-10 code B34.0, death rate 0.007 per 100,000	--	21
16.	2013 -- adenovirus infection, ICD-10 code B34.0, death rate 0.006 per 100,000	--	20
17.	2014 -- adenovirus infection, ICD-10 code B34.0, death rate 0.009 per 100,000	--	29
18.	2015 -- adenovirus infection, ICD-10 code B34.0, death rate 0.015 per 100,000	--	48
19.	2016 -- adenovirus infection, ICD-10 code B34.0, death rate 0.014 per 100,000	--	46
20.	2018 -- adenovirus infection, ICD-10 code B34.0, death rate 0.01 per 100,000 pop.	--	49
21.	2018 -- Oct esp., adenovirus 7, children, Wanaque Nursing & Rehabilitation Center, Haskell, NJ	--	11
22.	2019 -- adenovirus infection, ICD-10 code B34.0, death rate 0.02 per 100K pop.	--	78

**Disease -- ANTHRAX -- By Mortality**

1.	1917 -- anthrax, esp. CA (6), CO/2, KS/2, MA (11), NJ (6), NY (12), PA (10), WI/2	--	62
2.	1915 -- anthrax, CA/2, CO, CT/3, IN, LA, MA/4, MN/2, MT, NJ, NY/14, PA/4, UT	--	35
3.	1916 -- anthrax, CT, IL, KY/2, MA/5, MI/2, MO, NY/4, NC/2, PA/7, TX/2, WA	--	28
4.	1913 -- anthrax, CA, CT, DE/2, MA/3, MN, MO, NY/4, OH, PA/8, VA, WA, WI	--	25
5.	1910 -- anthrax, CA, CO, DE, IN, ME, MD, MA, NY, OH, and esp. PA (7)	--	22
6.	1925 -- anthrax, CA/2, CT, DE/3, IL, IN, LA/2, MA, MS, MO, NJ, NY/2, OR, PA/4, WA--	22	
7.	1914 -- anthrax, CA, CT, DE, LA, ME, NE, NJ (2), NY, OH (2), PA (6), VA, WI	--	19
8.	1936 -- anthrax, international list #20, Census Bureau. <i>Mortality Statistics 1936</i>	--	18
9.	1912 -- anthrax, DE, KY (3), MA (2), MN, MO, NJ, NY, OH (3), PA (4)	--	17
10.	1911 -- anthrax, CA (2), CT (2), DE, IN, LA (2), MA, NY, OH, PA (2), VT	--	14
11.	1942 -- anthrax	--	14
12.	1938 -- anthrax, international list #20, Census Bureau, <i>Vital Statistics, Part 1 1938</i>	--	10

2001 -- Sep 18-Nov 21, Terrorism, Anthrax letters, CT/1, DC/2, FL/1, GA, NJ, NY/1, VA-- 5

**Disease -- ANTHRAX -- Chronological**

1.	1910 -- anthrax, CA, CO, DE, IN, ME, MD, MA, NY, OH, and esp. PA (7)	--	22
2.	1911 -- anthrax, CA (2), CT (2), DE, IN, LA (2), MA, NY, OH, PA (2), VT	--	14
3.	1912 -- anthrax, DE, KY (3), MA (2), MN, MO, NJ, NY, OH (3), PA (4)	--	17
4.	1913 -- anthrax, CA, CT, DE (2), MA (3), MN, MO, NY/4, OH, PA/8, VA, WA, WI	--	25
5.	1914 -- anthrax, CA, CT, DE, LA, ME, NE, NJ (2), NY, OH (2), PA (6), VA, WI	--	19
6.	1915 -- anthrax, CA/2, CO, CT/3, IN, LA, MA/4, MN/2, MT, NJ, NY/14, PA/4, UT	--	35
7.	1916 -- anthrax, CT, IL, KY/2, MA/5, MI/2, MO, NY/4, NC/2, PA/7, TX/2, WA	--	28
8.	1917 -- anthrax, esp. CA (6), CO/2, KS/2, MA (11), NJ (6), NY (12), PA (10), WI/2	--	62
9.	1925 -- anthrax, CA/2, CT, DE/3, IL, IN, LA/2, MA, MS, MO, NJ, NY/2, OR, PA/4, WA--	22	
10.	1936 -- anthrax, international list #20, Census Bureau. <i>Mortality Statistics 1936</i>	--	18
11.	1938 -- anthrax, international list #20, Census Bureau, <i>Vital Statistics, Part 1 1938</i>	--	10
12.	1942 -- anthrax	--	14

2001 -- Sep 18-Nov 21, Terrorism, Anthrax letters, CT/1, DC/2, FL/1, GA, NJ, NY/1, VA-- 5

**Disease -- CHICKENPOX -- By Mortality**

1. 1961 -- chickenpox (varicella)	-- 167
2. 1936 -- chickenpox, international list #44a, Census Bureau. <i>Mortality Statistics 1936</i>	-- 165
3. 1958 -- chickenpox (varicella)	-- 146
4. 1965 -- chickenpox (varicella)	-- 143
5. 1959 -- chickenpox (varicella)	-- 141
6. 1973 -- chickenpox; esp. TX/21, CA/10, IL/10, PA/9, NY/8, IA/7, MA/7, MI/7, MT/5	-- 138
7. 1937 -- chickenpox, international list #44a, Census Bureau. <i>Vital Statistics, Part I</i>	-- 134
8. 1962 -- chickenpox (varicella)	-- 134
9. 1953 -- chickenpox (varicella); Code 087, International List 6 <sup>th</sup> Revision, 1948	-- 132
10. 1963 -- chickenpox (varicella)	-- 129
11. 1960 -- chickenpox (varicella)	-- 126
12. 1939 -- chickenpox, international list #38e, Census Bureau. <i>Vital Statistics 1939, Pt. I</i>	-- 124
13. 1994 -- chickenpox, especially CA (17), MI (10), NY (10) and TX (48)	-- 124
14. 1972 -- chickenpox; especially CA/12, NY/12, OH/12 TX/10, NJ/8, FL/6, MA/6 MI/6	-- 122
15. 1954 -- chickenpox (varicella); code 087, International List 6 <sup>th</sup> Revision, 1948	-- 120
16. 1990 -- chickenpox, US death rate 0.05 per 100K, esp. CA (26), NY (14), TX (10)	-- 120
17. 1967 -- chickenpox (varicella)	-- 118
18. 1938 -- chickenpox, international list #44a, Census Bureau. <i>Vital Statistics 1939, Pt. I</i>	-- 116
19. 1956 -- chickenpox (varicella)	-- 116
20. 1995 -- chickenpox, esp. children <9 (38) and 25-34 (30), esp. PA (10), TX (12)	-- 115
21. 1957 -- chickenpox	-- 113
22. 1974 -- chickenpox; US death rate 0.050 per 100K, especially CA/10, MA/7, NY/7	-- 106
23. 1976 -- chickenpox; US death rate 0.05 per 100K; CA/9, NY/9, TX/9, IL/8, NJ/7	-- 106
24. 1979 -- chickenpox; US death rate 0.05 per 100K, esp. CA/11, NY/10, TX/8, AL/5	-- 103
25. 1952 -- chickenpox (varicella); International List 6 <sup>th</sup> Revision, 1948, code 087	-- 101
26. 1940 -- chickenpox. International code no. 38. Census Bureau. <i>Vital Statistics 1940</i>	-- 100
27. 1992 -- chickenpox, US death rate 0.04 per 100K, esp. TX (12 deaths) at 0.07	-- 100
28. 1993 -- chickenpox, US death rate 0.04 per 100K, especially CA (17), NY (16)	-- 100
29. 1968 -- chickenpox; ICD-8 code 052; esp. NY/10, TX/9, CA/8, MI/OH/PA/6 each	-- 99
30. 1997 -- chickenpox (varicella), ICD-9 code 052, especially CA (12)	-- 99
31. 1971 -- chickenpox; ICD-8 code 052; especially CA/16, TX/9, IL/6, NY/6	-- 98
32. 1951 -- chickenpox (varicella); code 087, International List 6 <sup>th</sup> Revision, 1948	-- 94
33. 1970 -- chickenpox; ICD-8 code 052; especially CA/10, NY/9, TX/7, MI/6	-- 93
34. 1978 -- chickenpox; US death rate .04 per 100K, esp. CA/14 (.06), TX/8 (.06), CT	-- 91
35. 1977 -- chickenpox; US death rate 0.04 per 100K, esp. CA/13, NJ/NY/TX/8 each	-- 89
36. 1987 -- chickenpox, US death rate 0.04 per 100K, esp. NY (14), CA (10)	-- 89
37. 1989 -- chickenpox, US death rate 0.04 per 100K, esp. CA/0.06 (18), NJ/0.13 (10)	-- 89
38. 1955 -- chickenpox (varicella)	-- 88
39. 1950 -- chickenpox, code 087 in 6 <sup>th</sup> revision of International Lists of 1948 (US PHS)	-- 87
40. 1981 -- chickenpox; US death rate 0.04 per 100K, esp. IL/8, CA/7, NY/7, OH/6, NJ/5	-- 84
41. 1975 -- chickenpox; US death rate 0.039 per 100K, esp. NY/8, CA/6, TX/6, CT/5	-- 83

42. 1988 -- chickenpox, US death rate 0.03 per 100K, esp. WY/0.22 (1), AK/018 (1)	--	83
43. 1969 -- chickenpox; ICD-8 code 052; especially FL (7), CA, MO, NJ, NY (5 each)	--	81
44. 1991 -- chickenpox, US death rate 0.03 per 100K, especially CA, 0.06 (17 deaths)	--	81
45. 1996 -- chickenpox (varicella), ICD-9 code 052	--	81
46. 1998 -- chickenpox (varicella), ICD-9 code 052, especially CA (10)	--	81

**CHICKENPOX – by Mortality (continued):**

47. 1980 -- chickenpox; US death rate 0.03 per 100K, esp. NY/9, TX/8, IL/7, MI/5	--	78
48. 1985 -- chickenpox; US death rate 0.03 per 100K, esp. CA/13 and NY/10	--	68
49. 1982 -- chickenpox; US death rate 0.03 per 100K, especially CA/11, FL/6, NY/6	--	61
50. 1983 -- chickenpox (varicella); especially NY/8, CA/5, TX/5	--	57
51. 1984 -- chickenpox (varicella); especially CA/8, TX/7, NY/5	--	53
52. 1999 -- chickenpox (varicella), ICD-10 code B01	--	48
53. 1986 -- chickenpox (varicella); especially NY (9), TX (7), CA (5)	--	47
54. 2000 -- chickenpox (varicella), ICD-10 code B01	--	44
55. 2002 -- chickenpox (varicella), ICD-10 code B01	--	32
56. 2001 -- chickenpox (varicella), ICD-10 code B01	--	26
57. 2009 -- chickenpox (varicella), ICD-10 code B01	--	22
58. 2020 -- chickenpox (varicella), ICD-10 code B01 (CDC Wonder site, no state data)	--	21
59. 2018 -- chickenpox (varicella), ICD-10 code B01 (CDC Wonder site)	--	20
60. 2004 -- chickenpox (varicella), ICD-10 code B01	--	19
61. 2006 -- chickenpox (varicella), ICD-10 code B01	--	18
62. 2008 -- chickenpox (varicella), ICD-10 code B01	--	18
63. 2019 -- chickenpox (varicella); ICD-10 code B01 (CDC Wonder site)	--	18
64. 2003 -- chickenpox (varicella), ICD-10 code B01	--	16
65. 2012 -- chickenpox (varicella), ICD-10 code B01, especially $\geq 85$ (7)	--	16
66. 2017 -- chickenpox (varicella), ICD-10 code B01 (CDC Wonder site)	--	16
67. 2010 -- chickenpox (varicella), ICD-10 code B01	--	15
68. 2007 -- chickenpox (varicella), ICD-10 code B01	--	14
69. 2011 -- chickenpox (varicella), ICD-10 code B01	--	14
70. 2015 -- chickenpox (varicella), ICD-10 code B01, especially children	--	14
71. 2021 -- chickenpox (varicella), ICD-10 code B01.0 (CDC WONDER site/no state data)--	--	14
72. 2005 -- chickenpox (varicella), ICD-10 code B01	--	13
2016 -- chickenpox (varicella), ICD-10 code B01	--	6



**Disease -- CHICKENPOX -- Chronological**

1.	1936 -- chickenpox, international list #44a, Census Bureau. <i>Mortality Statistics 1936</i>	-- 165
2.	1937 -- chickenpox, international list #44a, Census Bureau. <i>Vital Statistics, Part I</i>	-- 134
3.	1938 -- chickenpox, international list #44a, Census Bureau. <i>Vital Statistics 1939, Pt. I</i>	-- 116
4.	1939 -- chickenpox, international list #38e, Census Bureau. <i>Vital Statistics 1939, Pt. I</i>	-- 124
5.	1940 -- chickenpox. International code no. 38. Census Bureau. <i>Vital Statistics 1940</i>	-- 100
6.	1950 -- chickenpox, code 087 in 6 <sup>th</sup> revision of International Lists of 1948 (US PHS)	-- 87
7.	1951 -- chickenpox (varicella); code 087, International List 6 <sup>th</sup> Revision, 1948	-- 94
8.	1952 -- chickenpox (varicella); International List 6 <sup>th</sup> Revision, 1948, code 087	-- 101
9.	1953 -- chickenpox (varicella); International List 6 <sup>th</sup> Revision, 1948, code 087	-- 132
10.	1954 -- chickenpox (varicella); International List 6 <sup>th</sup> Revision, 1948, code 087	-- 120
11.	1955 -- chickenpox (varicella)	-- 88
12.	1956 -- chickenpox (varicella)	-- 116
13.	1957 -- chickenpox (varicella)	-- 113
14.	1958 -- chickenpox (varicella)	-- 146
15.	1959 -- chickenpox (varicella)	-- 141
16.	1960 -- chickenpox (varicella)	-- 126
17.	1961 -- chickenpox (varicella)	-- 167
18.	1962 -- chickenpox (varicella)	-- 134
19.	1963 -- chickenpox (varicella)	-- 129
20.	1965 -- chickenpox (varicella)	-- 143
21.	1967 -- chickenpox (varicella)	-- 118
22.	1968 -- chickenpox (varicella); especially NY/10, TX/9, CA/8, MI/OH/PA/6 each	-- 99
23.	1969 -- chickenpox; ICD-8 code 052; especially FL (7), CA, MO, NJ, NY (5 each)	-- 81
24.	1970 -- chickenpox (varicella); ICD-8 code 052; especially CA/10, NY/9, TX/7, MI/6	-- 93
25.	1971 -- chickenpox (varicella); ICD-8 code 052; especially CA/16, TX/9, IL/6, NY/6	-- 98
26.	1972 -- chickenpox (varicella); esp. CA/12, NY/12, OH/12, TX/10, NJ/8, FL/6, MA/6	-- 122
27.	1973 -- chickenpox (varicella); esp. TX/21, CA/10, IL/10, PA/9, NY/8, IA/7, MA/7	-- 138
28.	1974 -- chickenpox (varicella); especially CA/10, MA/7, NY/7	-- 106
29.	1975 -- chickenpox (varicella); especially NY/8, CA/6, TX/6, CT/5	-- 83
30.	1976 -- chickenpox; US death rate 0.05 per 100K; CA/9, NY/9, TX/9, IL/8, NJ/7	-- 106
31.	1977 -- chickenpox; US death rate 0.04 per 100K, esp. CA/13, NJ/NY/TX/8 each	-- 89
32.	1978 -- chickenpox; US death rate .04 per 100K, esp. CA/14 (.06), TX/8 (.06), CT	-- 91
33.	1979 -- chickenpox; US death rate 0.05 per 100K, esp. CA/11, NY/10, TX/8, AL/5	-- 103
34.	1980 -- chickenpox; US death rate 0.03 per 100K, esp. NY/9, TX/8, IL/7, MI/5	-- 78
35.	1981 -- chickenpox; US death rate 0.04 per 100K, esp. IL/8, CA/7, NY/7, OH/6, NJ/5	-- 84
36.	1982 -- chickenpox; US death rate 0.03 per 100K, especially CA/11, FL/6, NY/6	-- 61
37.	1983 -- chickenpox; US death rate 0.02 per 100K, especially NY/8, CA/5, TX/5	-- 57
38.	1984 -- chickenpox; US death rate 0.02 per 100K, especially CA/8, TX/7, NY/5	-- 53
39.	1985 -- chickenpox; US death rate 0.03 per 100K, esp. CA/13 and NY/10	-- 68

- 40. 1986 -- chickenpox, US death rate 0.02 per 100K, esp. NY (9), TX (7), CA (5) -- 47
- 41. 1987 -- chickenpox, US death rate 0.04 per 100K, esp. NY (14), CA (10) -- 89
- 42. 1988 -- chickenpox, US death rate 0.03 per 100K, esp. WY/0.22 (1), AK/018 (1) -- 83
- 43. 1989 -- chickenpox, US death rate 0.04 per 100K, esp. CA/0.06 (18), NJ/0.13 (10) -- 89

**CHICKENPOX (varicella), continued:**

- 44. 1990 -- chickenpox, US death rate 0.05 per 100K, esp. CA (26), NY (14), TX (10) -- 120
- 45. 1991 -- chickenpox, US death rate 0.03 per 100K, especially CA, 0.06 (17 deaths) -- 81
- 46. 1992 -- chickenpox, US death rate 0.04 per 100K, esp. TX (12 deaths) at 0.07 -- 100
- 47. 1993 -- chickenpox, US death rate 0.04 per 100K, especially CA (17), NY (16) -- 100
- 48. 1994 -- chickenpox, especially CA (17), MI (10), NY (10) and TX (48) -- 124
- 49. 1995 -- chickenpox, esp. children <9 (38) and 25-34 (30), esp. PA (10), TX (12) -- 115
- 1995 -- chickenpox vaccine becomes available in the U.S.**
- 50. 1996 -- chickenpox (varicella), ICD-9 code 052 -- 81
- 51. 1997 -- chickenpox (varicella), ICD-9 code 052, especially CA (12) -- 99
- 52. 1998 -- chickenpox (varicella), ICD-9 code 052, especially CA (10) -- 81
- 53. 1999 -- chickenpox (varicella), ICD-10 code B01 -- 48
  
- 54. 2000 -- chickenpox (varicella), ICD-10 code B01 -- 44
- 55. 2001 -- chickenpox (varicella), ICD-10 code B01 -- 26
- 56. 2002 -- chickenpox (varicella), ICD-10 code B01 -- 32
- 57. 2003 -- chickenpox (varicella), ICD-10 code B01 -- 16
- 58. 2004 -- chickenpox (varicella), ICD-10 code B01 -- 19
- 59. 2005 -- chickenpox (varicella), ICD-10 code B01 -- 13
- 60. 2006 -- chickenpox (varicella), ICD-10 code B01 -- 18
- 61. 2007 -- chickenpox (varicella), ICD-10 code B01 -- 14
- 62. 2008 -- chickenpox (varicella), ICD-10 code B01 -- 18
- 63. 2009 -- chickenpox (varicella), ICD-10 code B01 -- 22
  
- 64. 2010 -- chickenpox (varicella), ICD-10 code B01 -- 15
- 65. 2011 -- chickenpox (varicella), ICD-10 code B01 -- 14
- 66. 2012 -- chickenpox (varicella), ICD-10 code B01, especially  $\geq 85$  (7) -- 16
- 67. 2015 -- chickenpox (varicella), ICD-10 code B01, especially children -- 14
- 2016 -- chickenpox (varicella), ICD-10 code B01 -- 6
- 68. 2017 -- chickenpox (varicella), ICD-10 code B01 (CDC Wonder site) -- 16
- 69. 2018 -- chickenpox (varicella), ICD-10 code B01 (CDC Wonder site) -- 20
- 70. 2019 -- chickenpox (varicella); ICD-10 code B01 (CDC Wonder site) -- 18
- 71. 2020 -- chickenpox (varicella), ICD-10 code B01 (CDC Wonder site, no state data) -- 21
- 72. 2021 -- chickenpox (varicella), ICD-10 code B01.0 (CDC WONDER site/no state data)-- 14

## Disease -- CHOLERA -- By Mortality

1.	1849 -- cholera, esp. OH (>7K); NY (>6K); Gold Rushers (~5K); Natives (~6K) <sup>254</sup>	-->45K-51,428
2.	1832 -- June-Dec 16, cholera epidemics, esp. DC/LA/MD/NJ/NY/OH/PA/VA	--16,781-18,491
3.	1866 -- May-Dec, cholera, esp. Cincinnati/New Orleans/NYC/St. Louis/TN/Philly/Army	--~16K-17,742
4.	1850 -- cholera, esp. Sac. & SF, CA, IL, IN, KY, LA, MO, OH, TN, WI <sup>255</sup>	--14,158-14,637
5.	1854 -- cholera, esp. NYC/2.5K, St. Louis/1.5K, Chicago, Detroit, Boston	--10,275-10,467
6.	1873 -- Feb-Sep, cholera, esp. TN/>2K esp. Nashville/~1K, KY/~1K, St. Louis	--5814-6519
7.	1833 -- May-Aug (esp.), cholera, esp. KY/~2000, NOLA/1000, WV/OH/IN/TN/IL	--6308-6,353
8.	1852 -- cholera, esp. NY/1.3K, IL/1.2-1.3K, New Orleans/1K-1.3K, MO/~1K	--4,381-4,736
9.	1851 -- June-Aug esp., cholera, esp. St. Louis, IL, New OrL., Cincinnati, SD Sioux	--3,314-3,322
10.	1867 -- June-Dec, cholera, esp. St. Louis, New Orleans, KS, OK, Chicago, US Army	--2,145
11.	1855 -- May-Aug, cholera, IL//KS/KY/MO/OH/WI, esp. New Orleans/883	--1,797-1,869
12.	1834 -- ~July-Nov, cholera, esp. Baltimore, Cleveland, Detroit, Rochester; esp. NYC--~1,693	
13.	1848 -- Dec, cholera, New Orleans, also MS Riv., Paducah KY, NYC, Port Lavaca TX	--1,159
14.	1835 -- Apr-Aug, cholera, esp. Madison, IN; KY, esp. Russellville; New Orleans, TN	--590-601
15.	1853 -- cholera, New Orleans, LA (554-585); Choctaw on Arkansas River, OK/14	--568-599
16.	1865 -- Jan-June, cholera, New York City, NY	-- 350
17.	1864 -- Jan-June, cholera, New York City, NY	-- 348
18.	1863 -- Jan-June, cholera, New York City, NY	-- 272
19.	1862 -- Jan-June, cholera, New York City, NY	-- 199
20.	1861 -- Jan-June, cholera, New York City, NY <sup>256</sup>	-- 176
21.	1855 -- cholera, Sep 05, aboard Steamship Sierra Nevada, leaving NY	-- 95
22.	1895 -- Mid-Aug-Oct 3, cholera epidemic, Honolulu, HI	--63-65
23.	1879 -- July-mid to early Aug, cholera-like epidemic, Center Point and Walker, IA	--24-28
	1965 -- cholera	-- 0

<sup>254</sup> cholera existed elsewhere as well (see narrative document). Our sources could not have had access to all cholera deaths in areas of coverage. Collins and Collins write in *History of Kentucky*, there were many more deaths in the smaller towns and the countryside than they were able to chronicle. This was true all up and down river routes and railroads as well as in the wagon trains heading west during the Gold Rush. In addition, part of the explanation for the range has to do with what was called a death by cholera or a death caused by cholera-like symptoms, such as diarrhea or dysentery (interestingly co-incident in epidemic form during a cholera outbreak).

<sup>255</sup> This reflects zero Plains Native American deaths, whereas the range of cholera deaths amongst Plains natives in 1849 was 5,600-6,500. We believe that there must have significant loss of life, but have just not located sources.

<sup>256</sup> cholera existed in NYC beyond Jan-June. The NYC Board of Health report drawn upon in 1867 *New York Times* article, only covers the same Jan-June six months for six years, 1861-1866.

**Disease -- CHOLERA -- Chronological**

1. 1832 -- June-Dec 16, cholera epidemics, esp. DC/LA/MD/NJ/NY/OH/PA/VA --16,781-18,491
2. 1833 -- May-Aug (esp.), cholera, esp. KY/~2000, NOLA/1000, WV/OH/IN/TN/IL --6,308-6,353
3. 1834 -- ~July-Nov, cholera, esp. Baltimore, Cleveland, Detroit, Rochester; esp. NYC~1,693
4. 1835 -- Apr-Aug, cholera, esp. Madison, IN; KY, esp. Russellville; New Orleans, TN--590-601
  
5. 1848 -- Dec, cholera, New Orleans, also MS Riv., Paducah KY, NYC, Port Lavaca TX --1,159
6. 1849 -- cholera, esp. OH (>7K); NY (>6K); Gold Rushers (~5K); Natives (~6K)<sup>257</sup> -->45K-51,428
  
7. 1850 -- cholera, esp. Sac. & SF, CA, IL, IN, KY, LA, MO, OH, TN, WI<sup>258</sup> --14,158-14,637
8. 1851 -- June-Aug esp., cholera, esp. St. Louis, IL, New OrL., Cincinnati, SD Sioux --3,314-3,322
9. 1852 -- cholera, esp. NY/1.3K, IL/1.2-1.3K, New Orleans/1K-1.3K, MO/~1K --4,381-4,736
10. 1853 -- cholera, New Orleans, LA (554-585); Choctaw on Arkansas River, OK/14 --568-599
11. 1854 -- cholera, esp. NYC/2.5K, St. Louis/1.5K, Chicago, Detroit, Boston --10,275-10,467
12. 1855 -- May-Aug, cholera, IL//KS/KY/MO/OH/WI, esp. New Orleans/883 --1,797-1,869
13. 1855 -- Sep 5, cholera, aboard Steamship Sierra Nevada, leaving NY -- 95
  
14. 1861 -- Jan-June, cholera, New York City<sup>259</sup> -- 176
15. 1862 -- Jan-June, cholera, New York City, NY -- 199
16. 1863 -- Jan-June, cholera, New York City, NY -- 272
17. 1864 -- Jan-June, cholera, New York City, NY -- 348
18. 1865 -- Jan-June, cholera, New York City, NY -- 350
19. 1866 -- May-Dec, cholera, esp. Cincinnati/New Orleans/NYC/St. Louis/TN/Philly/Army --~16K-17,742
20. 1867 -- June-Dec, cholera, esp. St. Louis, New Orleans, KS, OK, Chicago, US Army --2,145
  
21. 1873 -- Feb-Sep, cholera, esp. TN/>2K esp. Nashville/~1K, KY/~1K, St. Louis/529--5814-6,519
22. 1879 -- July-mid to early Aug, cholera-like epidemic, Center Point and Walker, IA --24-28
  
23. 1895 -- Mid-Aug-Oct 3, cholera epidemic, Honolulu, HI --63-65
  
- 1965 -- cholera -- 0
- 2018 -- cholera -- 1
- 2019 -- cholera -- 2

---

<sup>257</sup> There were outbreaks in other States (see narrative document). We note that our sources could not have had access to all cholera deaths in areas of coverage. Collins and Collins write in *History of Kentucky*, there were many more deaths in the smaller towns and the countryside than they were able to chronicle. This must have been true all up and down routes of river and rail traffic as well as in the wagon trains heading west during the Gold Rush. In addition, part of the explanation for the range has to do with what was called a death by cholera or a death caused by cholera-like symptoms, such as diarrhea or dysentery (interestingly co-incident in epidemic form during a cholera outbreak).

<sup>258</sup> This reflects zero Plains Native American deaths, whereas the range of cholera deaths amongst Plains natives in 1849 was 5,600-6,500. We believe that there must have significant loss of life, but have just not located sources.

<sup>259</sup> cholera existed in NYC beyond Jan-June months. The NYC Board of Health report drawn upon in 1867 *New York Times* article, only covers the same Jan-June six months for six years, 1861-1866.

**Disease** – **CORORAVIRUS 19** – by **Mortality**

1. 2021 -- COVID-19 (coronavirus), ~2.6K US deaths per 1M population --437,984
2. 2020 -- Feb 29-Dec 31, coronavirus, U.S. deaths per 1M population, 1,070 --354,215
3. 2022 -- COVID-19/US death rate 6.5; esp. MO/9.9., FL/9.8, OH/9.8, IN/9.6, PA/9.5 --217,370
4. 2023 -- COVID (354K deaths/2020; 438K/2021; 217K/2022; 1.19M 2020-2023) 71,691

**Disease** – **CORORAVIRUS 19** – **Chronological**

5. 2020 -- Feb 29-Dec 31, coronavirus, U.S. deaths per 1M population, 1,070 --354,215
6. 2021 -- COVID-19 (coronavirus), ~2.6K US deaths per 1M population --437,984
7. 2022 -- COVID-19/US death rate 6.5; esp. MO/9.9., FL/9.8, OH/9.8, IN/9.6, PA/9.5 --217,370
8. 2023 -- COVID (354K deaths/2020; 438K/2021; 217K/2022; 1.19M 2020-2023) --71,691

**Disease – CROUP – by Mortality**

1. 1879 -- June-May, 1880 -- croup, especially Oct-Dec, especially IL, PA and TN 17,966
2. 1860 -- croup (contagious upper airway viral infection), nationwide 15,188
3. 1889-90, June-May -- croup, 48 States & DC, esp. NY/1.5K, PA/1.4K, IL/957, MO 13,862
4. 1900 -- croup (Upper airway viral infection), esp. PA/1064, TN/958, KY/768, GA/686 12,484
5. 1850 -- croup (contagious upper airway viral infection), nationwide 10,706
6. 1870 -- croup (contagious upper airway viral infection), nationwide 10,692

**Disease – CROUP – Chronological**

1. 1850 -- croup (contagious upper airway viral infection), nationwide 10,706
2. 1860 -- croup (contagious upper airway viral infection), nationwide 15,188
3. 1870 -- croup (contagious upper airway viral infection), nationwide 10,692
4. 1879 -- June-May, 1880 -- croup, especially Oct-Dec, especially IL, PA and TN 17,966
5. 1889-90, June-May -- croup, 48 States & DC, esp. NY/1.5K, PA/1.4K, IL/957, MO --13,862
6. 1900 -- croup (Upper airway viral infection), esp. PA/1064, TN/958, KY/768, GA/686 --12,484

**Diseases -- DIARRHOEA and gastroenteritis of infectious origin -- By Mortality**

1. 1870 -- diarrhoea (14,195) and Enteritis (9,046)	--23,241
2. 2009 -- diarrhoea and gastroenteritis of infectious origin (ICD-10 code A09)	--2,756
3. 2011 -- diarrhoea & gastroenteritis of infectious origin (ICD-10 code A09), esp. NJ	--2,743
4. 2010 -- diarrhoea and gastroenteritis of infectious origin (ICD-10 code A09)	--2,741
5. 2013 -- diarrhoea and gastroenteritis of infectious origin (ICD-10 code A09)	--2,669
6. 2012 -- diarrhoea and gastroenteritis of infectious origin (ICD-10 code A09)	--2,610
7. 2015 -- diarrhoea and gastroenteritis of infectious origin (ICD-10 code A09)	--2,456
8. 2014 -- diarrhoea and gastroenteritis of infectious origin (ICD-10 code A09)	--2,405
9. 2016 -- diarrhoea and gastroenteritis of infectious origin (ICD-10 code A09)	--2,361
10. 2006 -- diarrhoea/gastroenteritis, infectious origin, esp. CA/20, PA/14 (above avg. death rate)	-- 149
11. 2008 -- diarrhoea and gastroenteritis of infectious origin, esp. CA (17), NY (23)	-- 134
12. 2005 -- diarrhoea/gastroenteritis, infectious origin, esp. CA/17, IL/11 (above avg. death rate)	-- 132
13. 2007 -- diarrhoea/gastroenteritis, infectious origin, esp. IL/10, NJ/10 (above avg. death rate)	-- 127
14. 2004 -- diarrhoea/gastroenteritis, infectious origin, esp. FL/10, IL/10 (above avg. death rate)	-- 111
15. 2003 -- diarrhoea/gastroenteritis, infectious origin, esp. FL/17, NY/10 (above avg. death rate)	-- 98
16. 1999 -- diarrhoea and gastroenteritis of infectious origin; no State with 10 deaths	-- 96
17. 2002 -- diarrhoea/gastroenteritis, infectious origin, esp. CA/12 (above avg. .034 death rate)	-- 93
18. 2000 -- diarrhoea/gastroenteritis, infectious origin; no State as many as 10 deaths	-- 65
19. 2001 -- diarrhoea/gastroenteritis, infectious origin; no State as many as 10 deaths	-- 56

**Diseases -- DIARRHOEA and gastroenteritis of infectious origin -- Chronologically**

1. 1870 -- diarrhoea (14,195) and Enteritis (9,046)	--23,241
2. 1999 -- diarrhoea and gastroenteritis of infectious origin; no State with 10 deaths	-- 96
3. 2000 -- diarrhoea and gastroenteritis, infectious origin; no State as many as 10 deaths	-- 65
4. 2001 -- diarrhoea/gastroenteritis, infectious origin; no State as many as 10 deaths	-- 56
5. 2002 -- diarrhoea/gastroenteritis, infectious origin, esp. CA/12 (above avg. .034 death rate)	-- 93
6. 2003 -- diarrhoea/gastroenteritis, infectious origin, esp. FL/17, NY/10 (above avg. death rate)	-- 98
7. 2004 -- diarrhoea/gastroenteritis, infectious origin, esp. FL/10, IL/10 (above avg. death rate)	-- 111
8. 2005 -- diarrhoea/gastroenteritis, infectious origin, esp. CA/17, IL/11 (above avg. death rate)	-- 132
9. 2006 -- diarrhoea/gastroenteritis, infectious origin, esp. CA/20, PA/14 (above avg. death rate)	-- 149
10. 2007 -- diarrhoea/gastroenteritis, infectious origin, esp. IL/10, NJ/10 (above avg. death rate)	-- 127
11. 2008 -- diarrhoea and gastroenteritis of infectious origin, esp. CA (17), NY (23)	-- 134
12. 2009 -- diarrhoea and gastroenteritis of infectious origin (ICD-10 code A09)	--2,756
13. 2010 -- diarrhoea and gastroenteritis of infectious origin (ICD-10 code A09)	--2,741
14. 2011 -- diarrhoea and gastroenteritis of infectious origin (ICD-10 code A09), esp. NJ	--2,743
15. 2012 -- diarrhoea and gastroenteritis of infectious origin (ICD-10 code A09)	--2,610
16. 2013 -- diarrhoea and gastroenteritis of infectious origin (ICD-10 code A09)	--2,669
17. 2014 -- diarrhoea and gastroenteritis of infectious origin (ICD-10 code A09)	--2,405
18. 2015 -- diarrhoea and gastroenteritis of infectious origin (ICD-10 code A09)	--2,456
19. 2016 -- diarrhoea and gastroenteritis of infectious origin (ICD-10 code A09)	--2,361

**Disease -- DIPHTHERIA -- By Mortality**

1.	1879-80, June-May, diphtheria, esp. PA/4.6K; IL/3.7K; NY/2.3K; IA/2.3K, ME/MI/WI	38,143
2.	1889-90, June-May, diphtheria, 48 States & DC, esp. NY/4K, PA/2.9K, IL/2.6K	27,815
3.	1900 -- diphtheria, esp. PA/2805, NY/2673, IL/1504, MA/1072, OH/698, NJ/678	16,475
4.	1894 -- diphtheria, NY/6.6K, esp. NYC/2785, MA/1.5K, Chicago, 1.4K, Philly, NJ	14,606
5.	1887 -- diphtheria, esp. NY/6490 (NYC/4509), Chicago/1405, St. Louis/1112, Philly	14,507
6.	1920 -- diphtheria & croup, esp. NY/1,931, PA/1,733, IL/1128, MI/885 <sup>260</sup>	13,395
7.	1881 -- diphtheria, esp. NY/3.7K (NYC/2249, Brooklyn/1143), MI/2K, MA/1K, NJ/972	10,886
8.	1885 -- diphtheria & croup, localities in 16 states; esp. NY/4508, MI/1552, NJ/1496	10,788
9.	1916 -- diphtheria, especially children, esp. PA/1,653, NY/1,518, MI/486, NJ/444	10,367
10.	1907 -- diphtheria and croup, census registration area, esp. NY and PA (esp. Philly)	10,154
11.	1919 -- diphtheria, 31 reporting states, DC & PR, esp. CT, DC, IL, MI, NJ, NY, OH	--9,160
12.	1925 -- diphtheria, esp. NY/1,006, PA/973, IL/409, OH/392, MI/360, NJ/337 MA/334	--8,058
13.	1870 -- diphtheria, nationwide	--6,303
14.	1931 -- diphtheria, especially children, especially AR, IL, KY and PA	--5,738
15.	1735-1741 (esp. 1735-37), "throat distemper" (diphtheria), <sup>261</sup> esp. CT/ME/MA/NH	--5,000
16.	1936 -- diphtheria, international list #10, Census Bureau. <i>Mortality Statistics 1936</i>	--3,065
17.	1937 -- diphtheria, international list #10, Census Bureau. <i>Vital Statistics Part I</i>	--2,637
18.	1938 -- diphtheria, international list #10, Census Bureau. <i>Vital Statistics Part I</i> ,	--2,556
19.	1880 -- diphtheria, NY, esp. children, esp. NYC & Brooklyn; elsewhere NY	--1,805-2,303
20.	1939 -- diphtheria, esp. Jan-Mar, Sep-Dec, nationwide, esp. GA, IL, NC, TX, VA	--1,997
21.	1914 -- diphtheria and croup, NYC, NY	--1,489
22.	1940 -- diphtheria, Census Bureau. <i>Vital Statistics Part II, 1940, Mortality</i> , p. 210	--1,457
23.	1913 -- diphtheria and croup, NYC, NY	--1,333
24.	1863 -- diphtheria, Vermont	-->1,300
25.	1941 -- diphtheria, Census Bureau. <i>Vital Statistics, Part I, Mortality</i> , p. 150	--1,293
26.	1911 -- diphtheria and croup, NYC, NY	--1,281
27.	1915 -- diphtheria and croup, NYC, NY	--1,278
28.	1942 -- diphtheria. Census Bureau. <i>Vital Statistics...US 1942 -- Part II...Mortality</i>	--1,273
29.	1946 -- diphtheria, infectious diseases International List No. 10	--1,259
30.	1943 -- diphtheria, infectious diseases International List No. 10	--1,196
31.	1944 -- diphtheria, US <i>Vital Statistics 1944</i> , Int. List No. 10	--1,145
32.	1912 -- diphtheria and croup, NYC, NY	--1,125
33.	1879 -- diphtheria, MN (955) and Hudson County, NJ (120) <sup>262</sup>	--1,071
34.	1875 -- croup and diphtheria, MI (374) and Hudson County, NJ (533)	-- 907
35.	1947 -- diphtheria, infectious diseases Int. List No. 10	-- 799
36.	1948 -- diphtheria, infectious diseases code 10	-- 634
37.	1949 -- diphtheria, code 055	-- 574
38.	1950 -- diphtheria, code 055 of sixth revision of international lists of 1948 (US PHS)	-- 410

<sup>260</sup> Data from 34 Census Bureau Registration States and a number of cities  $\geq 100,000$  in non-registration states.

<sup>261</sup> Referred to as throat distemper, and other names at the time, descriptions point to what was later named diphtheria. Scarlet fever occurred as well, with deaths, but sources indicate the major epidemic was diphtheria.

<sup>262</sup> There is a 7-month overlap in the June 1879-May 1880 U.S. Census diphtheria count.



**Disease -- DIPHTHERIA -- By Mortality -- continued:**

39. 1877 -- diphtheria, Santa Cruz, CA; Hudson County, NJ	-- 349
40. 1876 -- diphtheria, Hudson County, NJ	-- 327
41. 1951 -- diphtheria, esp. TX/31, AL/26, NC/19, KY/17, AR/16, LA/15, PA/15, CA/14	-- 302
42. 1751-52 -- "throat distemper" (diphtheria), esp. Abington/Hingham/Weymouth, MA	--240-290
43. 1878 -- diphtheria, Hudson County, NJ	-- 177
44. 1858 -- diphtheria, April-fall, Albany, NY	-- 167
45. 1952 -- diphtheria (7 states double digits); AL/21 TX/21 CA/17 GA/17 SC/13, KY/12 VA/11	-- 225
46. 1953 -- diphtheria, esp. GA/19 SC/16 TX/15 FL/12 AL/10 (only states in double digits)	-- 158
47. 1955 -- diphtheria, especially AL/25, GA/18, TX/13, SC/11 (only double digit states)	-- 150
48. 1954 -- diphtheria, esp. GA/24, SC/16, AL/14, FL/10, (only states in double digits)	-- 145
49. 1767-70-- diphtheria epidemic (12% of population, mostly children), Oxford, MA	--96-144
50. 1747 -- "throat distemper (diphtheria), MA ( $\geq 89$ ) and Kensington, NH (48-52)	--137- $\geq 141$
51. 1749-50 -- "throat distemper" (diphtheria), MA, esp. Tewksbury ( $\geq 38$ )	-- $\geq 106$ -112
52. 1956 -- diphtheria, especially TX (19), the only state with double digit death toll	-- 103
53. 1895 -- diphtheria, Jan-Jun, esp. Boston, Brooklyn, New York	-- 99
54. 1742 -- Aug-Jan 1743 (esp.), "Throat Ail" (diphtheria), Greenland & esp. Stratham, NH	-- 97
55. 1957 -- diphtheria, especially TX (11), GA (8), AL (6), FL and NY (5)	-- 81
56. 1958 -- diphtheria, especially GA (9), TX (8) and MS (6)	-- 74
57. 1753 -- "throat distemper (diphtheria), Exeter, Stratham and Rye, NH	-- ~72
58. 1959 -- diphtheria, especially AL (9), LA (7), TX (7), SC (6), FL (5)	-- 72
59. 1795 -- "throat distemper" (diphtheria), Royalston (66) and Rutland (5) MA	-- 71
60. 1960 -- diphtheria, especially TX (only State in double digits -- 20)	-- 69
61. 1961 -- diphtheria, especially TX (only State in double digits -- 23)	-- 68
62. 1810-11 -- "Canker Rash" (diphtheria or scarlet fever), <sup>263</sup> children, Winchendon, MA	-- 59
63. 1754-55, Jan '54-July '55 -- "throat distemper" (diphtheria), esp. children, Hampton, NH	-- 51
64. 1963 -- diphtheria, especially GA (5) and Texas (5)	-- 45
65. 1964 -- diphtheria, especially Texas (10)	-- 42
66. 1962 -- diphtheria, especially Texas (9)	-- 41
67. 1967 -- diphtheria	-- 32
68. 1968 -- diphtheria (ICD-8 code 032), especially Texas (11) and LA/6	-- 30
69. 1970 -- diphtheria (ICD-8 code 032), especially Texas (6), AZ/5, LA/4K, CA/3	-- 30
70. 1969 -- diphtheria (ICD-8 code 032), especially Texas (8), LA/4, WA/3	-- 25
71. 1883 -- Sep-Oct, diphtheria, Orange County, NC	-- 22
72. 1745 -- "throat distemper" (diphtheria), Hampton and especially Kensington/16, NH	-- 21

<sup>263</sup> "Canker rash" was term used to describe what was later referred to as scarlet fever and diphtheria. There were similar and dissimilar symptoms. Thus without detailed descriptions at the time it is not clear which disease. Thus, we choose to cross-list this entry in both diphtheria and scarlet fever, rather than once in "Other."

73. 1966 -- diphtheria, especially Texas (6) -- 20

**DIPHTHERIA – By Mortality:**

74. 1965 -- diphtheria, especially Alabama (5) -- 18

75. 1776 -- “Throat Ail” (diphtheria?), especially children, Athol, MA -- 16

76. 1764 -- “throat distemper” (diphtheria), especially children, Westminster, MA -- 15

77. 1756 -- summer, diphtheria epidemic, children, Saco, ME -- 14

78. 1971 -- diphtheria (ICD-8 code 032), AK/CA/LA/TX 2 each, FL/GA/KS/MN/PA 1 each-- 13

79. 1755 -- early fall, diphtheria, New Casco, ME -- 10

80. 1763 -- winter, throat distemper epidemic (diphtheria), Philadelphia, PA -- >10

81. 1769 -- throat distemper (diphtheria), especially children, New York City, NY -- >10

82. 1972 -- diphtheria (ICD-8 code 032), AK/2, NE/2, NY/2, WA/4 -- 10

83. 1973 -- diphtheria (ICD-8 code 032), CA/2, FL/1, MA/1, NM/2, OR/3, WA/1 -- 10

1976 -- diphtheria (ICD-8 code 032), CA/1, CO/1, NM/1, OH/1, TX/1, WA/2 -- 7

1974 -- diphtheria; ICD-8 code 032; CA (1), CO (1), TX (2), WA (1) -- 5

1975 -- diphtheria; ICD-8 code 032, AK (1), AZ (1), VA (1), CO (1), IL (1) -- 5

1977 -- diphtheria (ICD-8 code 032), CA/1, IN/1, NY/2, TX/1 -- 5

1978 -- diphtheria (ICD-8 code 032), AZ/1, CA/1, NE/1, TN/1 -- 4

1979 -- diphtheria (ICD-8 code 032), CA (1) -- 1

1980 -- diphtheria (ICD-8 code 032), TX (1) -- 1

1982 -- diphtheria (ICD-8 code 032), WI (1) -- 1

1987 – diphtheria (ICD-8 code 032), FL (1) -- 1

1981 – diphtheria (ICD-8 code 032) -- 0

1983 – diphtheria (ICD-8 code 032) -- 0

1984 – diphtheria (ICD-8 code 032) -- 0

1985 – diphtheria (ICD-8 code 032) -- 0

1986 – diphtheria (ICD-8 code 032) -- 0

1988 – diphtheria (ICD-8 code 032) -- 0

1989 – diphtheria (ICD-8 code 032) -- 0

1990 – diphtheria (ICD-8 code 032) -- 0

1991 – diphtheria (ICD-8 code 032) -- 0

1992 – diphtheria (ICD-8 code 032) -- 0

1993 – diphtheria (ICD-8 code 032) -- 0

1994 – diphtheria (ICD-8 code 032) -- 0

1995 – diphtheria (ICD-8 code 032) -- 0

1996 – diphtheria (ICD-8 code 032) -- 0

1997 – diphtheria (ICD-8 code 032) -- 0

**Disease -- DIPHTHERIA -- Chronological**

1. 1735-1741 (esp. 1735-37), “throat distemper” (diphtheria),<sup>264</sup> esp. CT/ME/MA/NH --5,000
2. 1742 -- Aug-Jan 1743 (esp.), “Throat Ail” (diphtheria), Greenland & esp. Stratham, NH -- 97
3. 1745 -- “throat distemper” (diphtheria), Hampton and especially Kensington/16, NH -- 21
4. 1747 -- “throat distemper (diphtheria), MA ( $\geq 89$ ) and Kensington, NH (48-52) --137- $\geq 141$
5. 1749-50 -- “throat distemper” (diphtheria), MA, esp. Tewksbury ( $\geq 38$ ) -- $\geq 106$ -112
6. 1751-52 -- “throat distemper” (diphtheria), esp. Abington/Hingham/Weymouth, MA --240-290
7. 1753 -- “throat distemper (diphtheria), Exeter, Stratham and Rye, NH -- ~72
8. 1754-55, Jan ‘54-July ‘55 -- “throat distemper” (diphtheria), esp. children, Hampton, NH -- 51
9. 1756 -- summer, diphtheria epidemic, children, Saco, ME -- 14
10. 1763 -- winter, throat distemper epidemic (diphtheria), Philadelphia, PA -- >10
  
11. 1764 -- “throat distemper” (diphtheria), especially children, Westminster, MA -- 15
12. 1767-70 -- diphtheria epidemic (12% of population, mostly children), Oxford, MA --96-144
13. 1769 -- throat distemper (diphtheria), especially children, New York City, NY -- >10
  
14. 1776 -- “Throat Ail” (diphtheria?), especially children, Athol, MA -- 16
  
15. 1795 -- “throat distemper” (diphtheria), Royalston (66) and Rutland (5) MA -- 71
  
16. 1810-11 -- “Canker Rash” (diphtheria or scarlet fever),<sup>265</sup> children, Winchendon, MA -- 59
  
17. 1858 -- diphtheria, April-fall, Albany, NY -- 167
  
18. 1863 -- diphtheria, Vermont -->1,300
  
19. 1870 -- diphtheria, nationwide --6,303
20. 1875 -- croup and diphtheria, MI (374) and Hudson County, NJ (533) -- 907
21. 1876 -- diphtheria, Hudson County, NJ -- 327
22. 1877 -- diphtheria, Santa Cruz, CA; Hudson County, NJ -- 349
23. 1878 -- diphtheria, Hudson County, NJ -- 177
24. 1879 -- diphtheria, MN (955) and Hudson County, NJ (120)<sup>266</sup> --1,071
25. 1879 -- June-May 1880, diphtheria, esp. PA/4.6K; IL/3.7K; NY/2.3K; IA/2.3K, ME/MI/WI--38,143
  
26. 1880 -- diphtheria, NY, esp. children, esp. NYC & Brooklyn; elsewhere NY --1,805-2,303
27. 1881 -- diphtheria, esp. NY/3.7K (NYC/2249, Brooklyn/1143), MI/2K, MA/1K, NJ/972 --10,886
28. 1883 -- Sep-Oct, diphtheria, Orange County, NC -- 22
29. 1885 -- diphtheria & croup, localities in 16 states; esp. NY/4508, MI/1552, NJ/1496 --10,788
30. 1887 -- diphtheria, esp. NY/6490 (NYC/4509), Chicago/1405, St. Louis/1112, Philly--14,507

<sup>264</sup> Referred to as throat distemper, and other names at the time, descriptions point to what was later named diphtheria. Scarlet fever occurred as well, with deaths, but sources indicate the major epidemic was diphtheria.

<sup>265</sup> “Canker rash” was term used to describe what was later referred to as scarlet fever and diphtheria. There were similar and dissimilar symptoms. Thus without detailed descriptions at the time it is not clear which disease.

Thus, we choose to cross-list this entry in both diphtheria and scarlet fever, rather than once in “Other.”

<sup>266</sup> There is a 7-month overlap in the June 1879-May 1880 U.S. Census diphtheria count.

31. 1889-90, June-May, diphtheria, 48 States & DC, esp. NY/4K, PA/2.9K, IL/2.6K --27,815

**Disease -- DIPHTHERIA -- Chronological (continued):**

32. 1894 -- diphtheria, NY/6.6K, esp. NYC/2785, MA/1.5K, Chicago, 1.4K, Philly, NJ --14,606

33. 1895 -- diphtheria, Jan-Jun, esp. Boston, Brooklyn, New York -- 99

34. 1900 -- diphtheria, esp. PA/2805, NY/2673, IL/1504, MA/1072, OH/698, NJ/678 --16,475

35. 1907 -- diphtheria and croup, census registration area, esp. NY and PA (esp. Philly) --10,154

36. 1911 -- diphtheria and croup, NYC, NY --1,281

37. 1912 -- diphtheria and croup, NYC, NY --1,125

38. 1913 -- diphtheria and croup, NYC, NY --1,333

39. 1914 -- diphtheria and croup, NYC, NY --1,489

40. 1915 -- diphtheria and croup, NYC, NY --1,278

41. 1916 -- diphtheria, especially children, esp. PA/1,653, NY/1,518, MI/486, NJ/444 10,367

42. 1919 -- diphtheria, 31 reporting states, DC & PR, esp. CT, DC, IL, MI, NJ, NY, OH --9,160

**1920s – diphtheria toxoid (inactivated toxin) introduced.**

43. 1920 -- diphtheria & croup, esp. NY/1,931, PA/1,733, IL/1128, MI/885<sup>267</sup> --13,395

44. 1925 -- diphtheria, esp. NY/1,006, PA/973, IL/409, OH/392, MI/360, NJ/337 --8,058

**1930s – diphtheria toxoid becomes more widely available and used.**

45. 1931 -- diphtheria, especially children, especially AR, IL, KY and PA --5,738

46. 1936 -- diphtheria, international list #10, Census Bureau. *Mortality Statistics 1936* --3,065

47. 1937 -- diphtheria, international list #10, Census Bureau. *Vital Statistics Part I* --2,637

48. 1938 -- diphtheria, international list #10, Census Bureau. *Vital Statistics Part I*, --2,556

49. 1939 -- diphtheria, esp. Jan-Mar, Sep-Dec, nationwide, esp. GA, IL, NC, TX, VA --1,997

**1940s – diphtheria toxoid combined with tetanus toxoid and pertussis/whooping cough vaccine**

50. 1940 -- diphtheria, US Census Bureau. *Vital Statistics Part II, 1940, Mortality*, p. 210 --1,457

51. 1941 -- diphtheria, US Census Bureau. *Vital Statistics, Part I, Mortality*, p. 150 --1,293

52. 1942 -- diphtheria. US Census Bureau. *Vital Statistics...US 1942 -- Part II...Mortality*--1,273

53. 1943 -- diphtheria, US Census Bureau, infectious diseases International List No. 10 --1,196

54. 1944 -- diphtheria, US *Vital Statistics 1944*, International List No. 10 --1,145

55. 1946 -- diphtheria, infectious diseases International List No. 10 --1,259

56. 1947 -- diphtheria, infectious diseases International List No. 10 -- 799

57. 1948 -- diphtheria, infectious diseases code 10 -- 634

58. 1949 -- diphtheria, code 055 -- 574

59. 1950 -- diphtheria, code 055 of sixth revision of international lists of 1948 (US PHS) -- 410

60. 1951 -- diphtheria, esp. TX/31, AL/26, NC/19, KY/17, AR/16, LA/15, PA/15, CA/14 -- 302

---

<sup>267</sup> Data from 34 Census Bureau Registration States and a number of cities  $\geq 100,000$  in non-registration states.

61. 1952 -- diphtheria (7 states double digits); AL/21 TX/21 CA/17 GA/17 SC/13, KY/12 VA/11--	225
62. 1953 -- diphtheria, esp. GA/19 SC/16 TX/15 FL/12 AL/10 (only states in double digits)--	158
63. 1954 -- diphtheria, esp. GA/24, SC/16, AL/14, FL/10, (only states in double digits) --	145
64. 1955 -- diphtheria, especially AL/25, GA/18, TX/13, SC/11 (only double digit states) --	150
65. 1956 -- diphtheria, especially TX (19), the only state with double digit death toll --	103
66. 1957 -- diphtheria, especially TX (11), GA (8), AL (6), FL and NY (5) --	81
67. 1958 -- diphtheria, especially GA (9), TX (8) and MS (6) --	74
68. 1959 -- diphtheria, especially AL (9), LA (7), TX (7), SC (6), FL (5) --	72

### **DIPHtherIA – Chronological (continued):**

69. 1960 -- diphtheria, especially Texas (only State in double digits -- 20) --	69
70. 1961 -- diphtheria, especially Texas (only State in double digits -- 23) --	68
71. 1962 -- diphtheria, especially Texas (9) --	41
72. 1963 -- diphtheria, especially Georgia (5) and Texas (5) --	45
73. 1964 -- diphtheria, especially Texas (10) --	42
74. 1965 -- diphtheria, especially Alabama (5) --	18
75. 1966 -- diphtheria, especially Texas (6) --	20
76. 1967 -- diphtheria --	32
77. 1968 -- diphtheria (ICD-8 code 032), especially Texas (11) and Louisiana (6) --	30
78. 1969 -- diphtheria (ICD-8 code 032), especially Texas (8), Louisiana (4), WA/3 --	25
79. 1970 -- diphtheria (ICD-8 code 032), especially Texas (6), AZ/5, LA/4, CA/3 --	30
80. 1971 -- diphtheria (ICD-8 code 032), AK/CA/LA/TX 2 each, FL/GA/KS/MN/PA 1 each--	13
81. 1972 -- diphtheria (ICD-8 code 032), AK/2, NE/2, NY/2, WA/4 --	10
82. 1973 -- diphtheria (ICD-8 code 032), CA/2, FL/1, MA/1, NM/2, OR/3, WA/1 --	10
1974 -- diphtheria; ICD-8 code 032; CA (1), CO (1), TX (2), WA (1) --	5
1975 -- diphtheria; ICD-8 code 032, AK (1), AZ (1), VA (1), CO (1), IL (1) --	5
1976 -- diphtheria (ICD-8 code 032), CA/1, CO/1, NM/1, OH/1, TX/1, WA/2 --	7
1977 -- diphtheria (ICD-8 code 032), CA/1, IN/1, NY/2, TX/1 --	5
1978 -- diphtheria (ICD-8 code 032), AZ/1, CA/1, NE/1, TN/1 --	4
1979 -- diphtheria (ICD-8 code 032), CA (1) --	1
1980 -- diphtheria (ICD-8 code 032), TX (1) --	1
1981 -- diphtheria (ICD-8 code 032) --	0
1982 -- diphtheria (ICD-8 code 032), WI (1) --	1
1983 -- diphtheria (ICD-8 code 032) --	0
1984 -- diphtheria (ICD-8 code 032) --	0
1985 -- diphtheria (ICD-8 code 032) --	0
1986 -- diphtheria (ICD-8 code 032) --	0
1987 -- diphtheria (ICD-8 code 032), FL (1) --	1
1988-1997 -- diphtheria (ICD-8 code 032) --	0

**Disease -- DYSENTERY / SHIGELLOSIS -- By Mortality**

1. 1861-65--Apr-June, dysentery, Civil War, apparently Union & Confederate forces ~95,000
2. 1850 -- dysentery, esp. NY/3691, PA/2683, OH/2568, MA/2437, IN/1270, CT/965 --20,556
3. 1900 -- dysentery, esp. AL/861, TX/794, GA/781, NY/676, TN/663 SC/578 AR/541 --11,710
4. 1870 -- dysentery, esp. NY/1,068; PA/684; IL/664; MO/503; OH/461; MA/427 --7,912
5. 1864 -- Feb 24-Apr 17, 1865, diarrhea & dysentery, Union POW's, Andersonville, GA --5,605
6. 1920 -- dysentery, 33 registration states --3,574
7. 1936 -- dysentery, international list #13, Census Bureau. *Mortality Statistics 1936* --3,122
8. 1937 -- dysentery, international list #13, Bureau of Census. *Vital Statistics Part I* --2,974
9. 1938 -- dysentery, international list #13, Census Bureau. *Vital Statistics 1938 Part I* --2,933
10. 1863 -- Sep-June 1865, diarrhea & dysentery, Confederate POWs, Point Lookout, MD --2,050
  
11. 1943 -- dysentery, Bureau of Census. *Vital Statistics...1943...II...Mortality*, p.192 --1,909
12. 1942 -- dysentery. Census Bureau. *Vital Statistics...US 1942 -- Part II...Mortality* --1,877
13. 1944 -- dysentery, infectious and parasitic diseases International List code 27 --1,803
14. 1949 -- dysentery, infectious, all forms (codes 045-048) --1,440
15. 1864 -- July to June 1865, diarrhea and dysentery, Confederate POWs. Elmira, NY --1,394
  
16. 1946 -- dysentery, infectious and parasitic diseases International List code 27 -- 952
17. 1952 -- dysentery, infectious, all forms (codes 045-048), esp. TX/249, MS/71 KY/61 GA/46--939
18. 1953 -- dysentery, infectious, all forms (codes 045-048), esp. TX/268, MS/52, GA/41 -- 886
19. 1947 -- dysentery, infectious and parasitic diseases Int. List code 27 -- 869
20. 1862 -- Feb-June 1865, diarrhea & dysentery, Confederate POWs, Camp Douglas, IL -- 698
21. 1954 -- dysentery, infectious, all forms (codes 045-048), esp. TX/172 and MS/61 -- 655
22. 1863 -- Aug-June 1865, diarrhea & dysentery, Confederate POWs, Fort Delaware, DE-- 644
23. 1863 -- Nov 23-Mar 27 1865 (16 mo.), dysentery,<sup>268</sup> Union POWs, Prison Hosp., Danville VA-- 592
24. 1775 -- dysentery, DE, MD, NJ ( $\geq 10$ ), but primarily CT ( $\geq 146$ ) and MA ( $\geq 326$ ) --  $\geq 482$
25. 1777 -- dysentery, CT, NJ, PA, VT, and especially MA ( $\geq 255$ ) and NY ( $\geq 100$ ) --  $\geq 416$
26. 1793 -- dysentery, Coventry, CT, Caroline Co., MD, esp. Georgetown DC & vic. --hundreds
27. 1863 -- June-June 1865 (25 mo.), dysentery/diarrhea, Confederate POWs, Camp Morton, IN-- 315
28. 1963 -- dysentery, all, esp. TX/65, CA/27, AZ/25, MS/15, GA/14, IL/13, NM/13 -- 294
29. 1964 -- dysentery, all forms, esp. TX/59, CA/25, MS/25, GA/17, NC/11, TN/10 -- 283
30. 1749 -- dysentery epidemics, CT, esp. Waterbury (130) Woodbury (57), CT --252-262
31. 1862 -- Sep-June 1865 (34 months), dysentery/diarrhea, Confederate POWs, Alton, IL-- 229
32. 1864 -- Feb-June 1865 (17 mo.), dysentery/diarrhea, Confederate POWs, Camp Chase, OH-- 226
33. 1756 -- epidemics, esp. dysentery; Mass. Bay Col., esp. Rutland/60, Lancaster/42, MA -- >225
  
34. 1966 -- dysentery, especially TX (31), GA (12), CA (11), MS (11), NM (10) -- 172
35. 1797 -- sum-fall, dysentery, esp. Nantucket Isl. (100), Westport, MA (30); Hanover NH (24)-- 163
36. 1795 -- dysentery epidemics, esp. Branford/East Haven/New Haven, CT/96, Norwich VT/60--  $\geq 156$
37. 1798 -- Sum-fall, dysentery, VT, esp. Norwich/Pomfret/Salem/Sandgate, Shays' Stlmt., VT-- $\geq 141$
38. 1802 ---Aug-Nov 2, dysentery, esp. Greenfield & Shelburne MA (92), Bridport, VT (16)--137
39. 1796 -- dysentery, VT, MA, esp. Sheffield/mill ponds area, MA & Worcester MA -- $\geq 113$ -129
40. 1751 -- dysentery epidemic, Canaan (~10), Hartford (64) and New Haven (45), CT -- ~119

<sup>268</sup> "diarrhoea and dysentery."

- 41. 1800 -- Sum., dysentery outbreak, esp. children, esp. Francestown & Hanover NH --103-113
- 42. 1778 -- Late Sum-fall, dysentery, esp. Dunstable, Lexington, Medford, Tewksbury, MA--111
- 43. 1769 -- Aug-Sep, flux (dysentery) and fever outbreak, esp. children, Boston, MA -- ~108

**Disease -- DYSENTERY -- By Mortality:**

- 44. 1803 -- summer-fall, dysentery, MA & VT, especially, Stowe and Stockbridge, VT (50)--≥82
- 45. 1745 -- malignant dysentery epidemics, Shrewsbury, MA, esp. Stamford (one st.), CT -- ≥80
- 46. 1776 -- dysentery epidemics, NY (especially northern NY), MA and NJ -- ≥76
- 47. 1746 -- dysentery (“fever & Flux”) epidemics, esp. Harvard/37, Westborough/25 MA -- ≥62
- 48. 1742 -- Aug-summer 1743, dysentery outbreak, East Haven (population ~500), CT --43-60
- 49. 1804 -- summer-fall (2 month period), dysentery (especially children), Orwell, VT -- 60
- 50. 1676 -- Aug-Sep, Bloody Flux (dysentery) Mass. Bay Colony, especially Boston<sup>269</sup> -- 50
- 51. 1805 -- Sep-Oct (esp.), dysentery, esp. Ashburnham/9, Beverly/24, Cambridge/9, MA -- 50
- 52. 1857 -- Jan (beginning), “National Hotel Disease,” dysentery?, Washington, DC -- >36
- 53. 1767 -- Late summer, epidemic (dysentery?), New York City, NY<sup>270</sup> -- ≥30
- 54. 1799 -- summer-fall, dysentery, especially children, Hanover and adjacent towns, NH --20-30
- 55. 1753 -- late summer-fall (~2 mo.), dysentery (“Camp Distemper”), esp. Norwich, CT -- 28
- 56. 1994 -- shigellosis (infectious diarrhea / bacillary dysentery) ICD-9 code 004.0 -- 13
- 57. 1801 -- Oct (1<sup>st</sup> week), dysentery (3-4 children a day), Salem, MA -- ≥10

---

<sup>269</sup> Fifty deaths in August (Increase Mather). Was also reported still deadly in September but we have no numbers.

<sup>270</sup> Our number. Source notes “fifteen deaths were reported daily” during an epidemic (dysentery section of a paper).

**Disease -- DYSENTERY / SHIGELLOSIS--Chronological**

1. 1676 -- Aug-Sep, "Bloody Flux" (dysentery), Mass. Bay Colony, especially Boston<sup>271</sup>-- 50
2. 1742 -- Aug-summer 1743, dysentery outbreak, East Haven (population ~500), CT --43-60
3. 1745 -- malignant dysentery epidemics, Shrewsbury, MA, esp. Stamford (one st.), CT -- ≥80
4. 1746 -- dysentery ("fever & Flux") epidemics, esp. Harvard/37, Westborough/25 MA -- ≥62
5. 1749 -- dysentery epidemics, CT, esp. Waterbury (130) Woodbury (57), CT --252-262
6. 1751 -- dysentery epidemic, Canaan (~10), Hartford (64) and New Haven (45), CT -- ~119
7. 1753 -- Late summer-fall (~2 mo.), dysentery ("Camp Distemper"), esp. Norwich, CT-- 28
8. 1756 -- epidemics, esp. dysentery; Mass. Bay Col., esp. Rutland/60, Lancaster/42, MA -->225
9. 1767 -- Late summer, epidemic (dysentery?), New York City, NY<sup>272</sup> -- ≥30
10. 1769 -- Aug-Sep, Flux (dysentery) and fever outbreak, esp. children, Boston, MA -- ~108
11. 1775 -- dysentery, DE, MD, NJ (≥10), but primarily CT (≥146) and MA (≥326) -- ≥482
12. 1776 -- dysentery epidemics, NY (especially northern NY), MA and NJ -- ≥76
13. 1777 -- dysentery, CT, NJ, PA, VT, and especially MA (≥255) and NY (≥100) -- ≥416
14. 1778 -- late sum.-fall, dysentery, esp. Dunstable, Lexington, Medford, Tewksbury, MA-- 111
15. 1793 -- dysentery, Coventry, CT, Caroline Co., MD, esp. Georgetown DC & vic. --hundreds
16. 1795 -- dysentery epidemics, esp. Branford/East Haven/New Haven, CT/96, Norwich VT/60 --≥156
17. 1796 -- dysentery, VT, MA, esp. Sheffield/mill ponds area, MA & Worcester MA --≥113-129
18. 1797 -- sum-fall, dysentery, esp. Nantucket Isl. (100), Westport, MA (30); Hanover NH (24)-- 163
19. 1798 -- sum-fall, dysentery, VT, esp. Norwich/Pomfret/Salem/Sandgate, Shays' Stlmt., VT--≥141
20. 1799 -- summer-fall, dysentery, especially children, Hanover and adjacent towns, NH --20-30
21. 1800 -- summer, dysentery epidemic, esp. children, Hanover and adjacent towns, NH --70-80
22. 1801 -- Oct (1<sup>st</sup> week), dysentery (3-4 children a day), Salem, MA -- ≥10
23. 1802 -- Aug 1-Nov 2, dysentery, especially children, Greenfield, MA -- 52
24. 1803 -- sum-fall, dysentery, MA & VT, especially, Stowe and Stockbridge, VT (50) -- ≥82
25. 1804 -- summer-fall (2 month period), dysentery (especially children), Orwell, VT -- 60
26. 1805 -- Sep-Oct (esp.), dysentery, esp. Ashburnham/9, Beverly/24, Cambridge/9, MA-- 50
27. 1850 -- dysentery, esp. NY/3691, PA/2683, OH/2568, MA/2437, IN/1270, CT/965 --20,556
28. 1857 -- Jan (beginning), "National Hotel Disease," dysentery?, Washington, DC -- >36
29. 1861-65--Apr-June, dysentery, Civil War, apparently Union & Confederate forces ~95,000
30. 1862 -- Feb-June 1865, diarrhea & dysentery, Confederate POWs, Camp Douglas, IL -- 698
31. 1862 -- Sep-June 1865 (34 months), dysentery/diarrhea, Confederate POWs, Alton, IL-- 229
32. 1863 -- June-June 1865 (25 mo.), dysentery/diarrhea, Confederate POWs, Camp Morton, IN -- 315
33. 1863 -- Aug-June 1865, diarrhea & dysentery, Confederate POWs, Fort Delaware, DE-- 644
34. 1863 -- Sep-June 1865, diarrhea & dysentery, Confederate POWs, Point Lookout, MD--2,050

<sup>271</sup> Fifty deaths in August (Increase Mather). Was also reported still deadly in September but we have no numbers.

<sup>272</sup> Our number. Source notes "fifteen deaths were reported daily" during an epidemic (dysentery section of a paper).



35. 1863 -- Nov 23-Mar 27 1865 (16 mo.), dysentery,<sup>273</sup> Union POWs, Prison Hosp., Danville, VA--592
36. 1864 -- Feb-Jun 1865 (17 mo.), dysentery/diarrhea, Confederate POWs, Camp Chase, OH -- 226
37. 1864 -- Feb 24-Apr 17, 1865, diarrhea & dysentery, Union POW's, Andersonville, GA --5,605
38. 1864 -- July to June 1865, diarrhea and dysentery, Confederate POWs. Elmira, NY --1,394

**Disease -- DYSENTERY/Shigellosis -- Chronological (continued):**

39. 1870 -- dysentery, esp. NY/1,068; PA/684; IL/664; MO/503; OH/461; MA/427 --7,912
40. 1900 -- dysentery, esp. AL/861, TX/794, GA/781, NY/676, TN/663, SC/578 AR/541--11,710
41. 1920 -- dysentery, 33 registration states --3,574
42. 1936 -- dysentery, international list #13, Census Bureau. *Mortality Statistics 1936* --3,122
43. 1937 -- dysentery, international list #13, Bureau of Census. *Vital Statistics Part I* --2,974
44. 1938 -- dysentery, international list #13, Census Bureau. *Vital Statistics 1938 Part I* --2,933
45. 1942 -- dysentery. Census Bureau. *Vital Statistics...US 1942 -- Part II...Mortality* --1,877
46. 1943 -- dysentery, Bureau of Census. *Vital Statistics...1943...II...Mortality*, p.192 --1,909
47. 1944 -- dysentery, infectious and parasitic diseases International List code 27 --1,803
48. 1946 -- dysentery, infectious and parasitic diseases International List code 27 -- 952
49. 1947 -- dysentery, infectious and parasitic diseases Int. List code 27 -- 869
50. 1949 -- dysentery, infectious, all forms (codes 045-048) --1,440
51. 1952 -- dysentery, infectious, all forms (codes 045-048), esp. TX/249, MS/71, KY/61, GA/46-- 939
52. 1953 -- dysentery, infectious, all forms (codes 045-048), esp. TX/268, MS/52, GA/41 -- 886
53. 1954 -- dysentery, infectious, all forms (codes 045-048), esp. TX/172 and MS/61 -- 655
54. 1963 -- dysentery, all, esp. TX/65, CA/27, AZ/25, MS/15, GA/14, IL/13, NM/13 -- 294
55. 1964 -- dysentery, all forms, esp. TX/59, CA/25, MS/25, GA/17, NC/11, TN/10 -- 283
56. 1966 -- dysentery, especially TX (31), GA (12), CA (11), MS (11), NM (10) -- 172
57. 1994 -- shigellosis (infectious diarrhea / bacillary dysentery) ICD-9 code 004.0 -- 13

---

<sup>273</sup> "diarrhoea and dysentery."

**Encephalitis -- St. Louis Encephalitis and Acute Infectious Encephalitis-- By Mortality**

1. 1946 -- encephalitis, acute infectious, International List infectious diseases code 37 -- 642
2. 1948 -- encephalitis, acute infectious (viral), 1948 ICD infectious diseases code 37 -- 570
3. 1954 -- encephalitis, acute infectious (viral); esp. NY/52, PA/31, MI/27, TX/26, CA/24-- 407
4. 1953 -- encephalitis, acute infectious (viral) -- 386
5. 1933 -- July 30-Sep, St Louis Encephalitis epidemic, St. Louis City & County, MO -- 201
6. 1975 -- St. Louis Encephalitis outbreak, IL (47), also MS (13) -- 60
7. 1964 -- June 27-Oct 3, St. Louis Encephalitis epidemic, Houston/33; elsewhere/24<sup>274</sup> -- 57
8. 1938 -- encephalitis, MA (38 cases and 25 deaths) -- 25

**Encephalitis -- St. Louis Encephalitis and Acute Infectious Encephalitis-- Chronological**

1. 1933 -- July 30-Sep, St Louis Encephalitis epidemic, St. Louis City & County, MO -- 201
2. 1938 -- encephalitis, MA (38 cases and 25 deaths) -- 25
3. 1946 -- encephalitis, acute infectious, International List infectious diseases code 37 -- 642
4. 1948 -- encephalitis, acute infectious (viral), 1948 ICD infectious diseases code 37 -- 570
5. 1953 -- encephalitis, acute infectious (viral) -- 386
6. 1954 -- encephalitis, acute infectious (viral); esp. NY/52, PA/31, MI/27, TX/26, CA/24-- 407
7. 1964 -- June 27-Oct 3, St. Louis Encephalitis epidemic, Houston/33; elsewhere/24<sup>275</sup> -- 57
8. 1975 -- St. Louis Encephalitis outbreak, IL (47), also MS (13) -- 60

---

<sup>274</sup> Some non-Houston deaths, such as some of five in Hale County, TX, area may have been Western Encephalitis.

Two deaths in CO, 3 in IL, 2 deaths for IN, 1 in KY, 8 in NJ, 2 in PA, and 1 in TN.

<sup>275</sup> Some non-Houston deaths, such as some of five in Hale County, TX, area may have been Western Encephalitis.

Two deaths in CO, 3 in IL, 2 deaths for IN, 1 in KY, 8 in NJ, 2 in PA, and 1 in TN.

**Disease – GERMAN MEASLES (Rubella) -- By Mortality**

1.	1964-65 -- rubella (German measles), last major US rubella epidemic, esp. newborn	--2,100
2.	1952 -- rubella (German measles); US PHS <i>Vital Statistics 1952: Vol. II</i> code 086)	-- 31
3.	1970 -- rubella (German measles); ICD-8 code 056, esp. TX/6 CA/3 AR/OH/WA/2 each--	31
4.	1969 -- rubella (German measles); ICD-8 code 056, esp. CA/5, NY/4	-- 29
5.	1936 -- German measles (rubella), international code 44b; <i>Mortality Statistics 1936</i>	-- 27
6.	1958 -- rubella (German measles)	-- 24
7.	1968 -- rubella (German measles), ICD-8 code 056, esp. CA (5)	-- 24
8.	1975 -- rubella (German measles); ICD-8 code 056; esp. IL/3, LA/3, CA/2, PA/2	-- 21
9.	1971 -- rubella/German measles; ICD-8 code 056; AL CA GA HI IL IN IA LA MA NC OK PA TN TX--	20
10.	1953 -- rubella (German measles; code 086)	-- 17
11.	1977 -- rubella (German measles); MI/3, CA/IL/KY/VA/2 ea., AZ/FL/GA/NM/NY/WI/1	-- 17
12.	1938 -- German measles, international code #44b, Census Bureau. <i>Vital Statistics Pt. I--</i>	16
13.	1963 -- rubella (German measles)	-- 16
14.	1965 -- rubella (German measles)	-- 16
15.	1967 -- rubella (German measles)	-- 16
16.	1973 -- rubella (German measles), ICD-8 code 056, esp. MI (4), CA (3), TX (2)	-- 16
17.	1974 -- rubella (German measles), ICD-8 code 056, esp. AL (3), AZ (2), MA (2)	-- 15
18.	1961 -- rubella (German measles)	-- 14
19.	1972 -- rubella (German measles), ICD-8 code 056, CA IN LA MA NE NY OH 2 each	-- 14
20.	1951 -- rubella (German measles)	-- 13
21.	1960 -- rubella (German measles)	-- 12
22.	1976 -- rubella (German measles), MI/3, CA/IL/KY/VA/2, AZ/FL/GA/NM/NY/WI/1	-- 12
23.	1939 -- rubella (German measles), int. list #38d, Census Bureau. <i>Vital Statistics 1939</i>	-- 11
24.	1940 -- rubella (German measles)	-- 10
25.	1978 -- rubella (German measles), ICD 8 code 056.0; CA/FL/IL/IN/MO/OK/TN/WI	-- 10
	1950 -- German measles (rubella)	-- 9
	1955 -- rubella (German measles)	-- 8
	1962 -- German measles (rubella)	-- 8
	1990 -- German measles (rubella), ICD 9 code 056.0; State or States not noted	-- 8
	1981 -- German measles (rubella), ICD 9 code 056.0; CA/IN/MA/OH/WA, 1 each	-- 5
	1982 -- German measles (rubella), ICD 9 code 056.0; AZ/MS/NH/NY, 1 each	-- 4
	1989 -- German measles (rubella), ICD 9 code 056.0; State or States not noted	-- 4
	1983 -- German measles (rubella), ICD 9 code 056.0; FL/KS/NM 1 each	-- 3
	1979 -- German measles (rubella), ICD 9 code 056.0; KS	-- 1
	1980 -- German measles (rubella), ICD 9 code 056.0; CA	-- 1
	1984 -- German measles (rubella), ICD 9 code 056.0; CA/1	-- 1
	1985 -- German measles (rubella), ICD 9 code 056.0; MO/1	-- 1
	1986 -- German measles (rubella), ICD 9 code 056.0; TX/1	-- 1
	1988 -- German measles (rubella), ICD 9 code 056.0; NY/1	-- 1
	1991 -- German measles (rubella), ICD 9 code 056.0; State not noted	-- 1

1992 -- German measles (rubella), ICD 9 code 056.0; State not noted	--	1
1995 -- German measles (rubella), ICD 9 code 056.0; State not noted	--	1
1987 -- German measles (rubella), ICD 9 code 056.0	--	0
1993 -- German measles (rubella), ICD 9 code 056.0	--	0
1994 -- German measles (rubella), ICD 9 code 056.0	--	0
1996 -- German measles (rubella), ICD 9 code 056.0	--	0
1997 -- German measles (rubella), ICD 9 code 056.0	--	0
1998 -- German measles (rubella), ICD 9 code 056.0	--	0

**Disease – RUBELLA (German measles) – Chronological**  
 (Not to be confused with Measles, a separate category above.)

1.	1936 -- German measles (rubella), international code 44b; <i>Mortality Statistics 1936</i>	--	27
2.	1938 -- German measles, international code #44b, Census Bureau. <i>Vital Statistics Pt. I</i>	--	16
3.	1939 -- rubella (German measles), int. list #38d, Census Bureau. <i>Vital Statistics 1939</i>	--	11
4.	1940 -- rubella (German measles)	--	10
5.	1950 -- German measles (rubella)	--	9
6.	1951 -- rubella (German measles)	--	13
7.	1952 -- rubella (German measles); US PHS <i>Vital Statistics 1952: Vol. II</i> code 086	--	31
8.	1953 -- rubella (German measles); US PHS <i>Vital Statistics 1953: Vol. II</i> code 086	--	17
9.	1955 -- rubella (German measles)	--	8
10.	1958 -- rubella (German measles)	--	24
11.	1960 -- rubella (German measles)	--	12
12.	1961 -- rubella (German measles)	--	14
13.	1962 -- rubella (German measles)	--	8
14.	1963 -- rubella (German measles)	--	16
15.	1964-65 -- rubella (German measles), last major US rubella epidemic, esp. newborn	--	2,100
16.	1965 -- rubella (German measles)	--	16
17.	1967 -- rubella (German measles)	--	16
18.	1968 -- rubella (German measles), ICD-8 code 056, esp. CA (5)	--	24
19.	1969 -- rubella (German measles), ICD-8 code 056, esp. CA/5, NY/4	--	29
20.	1970 -- rubella (German measles), ICD-8 code 056, esp. TX/6 CA/3 AR/OH/WA/2 each	--	31

**1971** – a combined measles, mumps, and rubella (MMR) vaccine licensed for U.S. use

21.	1971 -- rubella/German measles; ICD-8 code 056; AL CA GA HI IL IN IA LA MA NC OK PA TN TX	--	20
22.	1972 -- rubella (German measles), ICD-8 code 056, CA IN LA MA NE NY OH 2 each	--	14
23.	1973 -- rubella (German measles), ICD-8 code 056, esp. MI (4), CA (3), TX (2)	--	16
24.	1974 -- rubella (German measles), ICD-8 code 056, esp. AL (3), AZ (2), MA (2)	--	15
25.	1975 -- rubella (German measles); ICD-8 code 056; esp. IL/3, LA/3, CA/2, PA/2	--	21
26.	1976 -- German measles (rubella), MI/3, CA/IL/KY/VA/2, AZ/FL/GA/NM/NY/WI/1	--	12
27.	1977 -- German measles (rubella), MI/3, CA/IL/KY/VA/2 ea., AZ/FL/GA/NM/NY/WI/1	--	17
28.	1978 -- German measles (rubella), ICD 8 code 056; CA/FL/IL/IN/MO/OK/TN/WI	--	10

**1979** -- current (2021) rubella vaccine component (RA27/3) was licensed for use in the U.S.

1979	-- German measles (rubella), ICD 9 code 056.0; KS	--	1
1980	-- German measles (rubella), ICD 9 code 056.0; CA	--	1
1981	-- German measles (rubella), ICD 9 code 056.0; CA/IN/MA/OH/WA 1 each	--	5
1982	-- German measles (rubella), ICD 9 code 056.0; AZ/MS/NH/NY, 1 each	--	4

1983 -- German measles (rubella), ICD 9 code 056.0; FL/KS/NM 1 each	--	3
1984 -- German measles (rubella), ICD 9 code 056.0; CA/1	--	1
1985 -- German measles (rubella), ICD 9 code 056.0; MO/1	--	1
1986 -- German measles (rubella), ICD 9 code 056.0; TX/1	--	1
1987 -- German measles (rubella), ICD 9 code 056.0	--	0
1988 -- German measles (rubella), ICD 9 code 056.0; NY/1	--	1
1989 -- German measles (rubella), ICD 9 code 056.0; State or States not noted	--	4
1990 -- German measles (rubella), ICD 9 code 056.0; State or States not noted	--	8
1991 -- German measles (rubella), ICD 9 code 056.0; State not noted	--	1
1992 -- German measles (rubella), ICD 9 code 056.0; State not noted	--	1
1993 -- German measles (rubella), ICD 9 code 056.0	--	0
1994 -- German measles (rubella), ICD 9 code 056.0	--	0
1995 -- German measles (rubella), ICD 9 code 056.0; State not noted	--	1
1996 -- German measles (rubella), ICD 9 code 056.0	--	0
1997 -- German measles (rubella), ICD 9 code 056.0	--	0
1998 -- German measles (rubella), ICD 9 code 056.0	--	0

**Disease – HANTAVIRUS – By Mortality**

1. 1993 -- Apr-Dec, Hantavirus Pulmonary Syndrome, esp. Native Americans, NM/AZ -- 32
2. 2016 -- Hantavirus (cardio)-pulmonary Syndrome (HPS), ICD 10 Code B33.4 -- 10

**Disease – HANTAVIRUS – Chronological**

1. 1993 -- Apr-Dec, Hantavirus Pulmonary Syndrome, esp. Native Americans, NM/AZ -- 32
2. 2016 -- Hantavirus (cardio)-pulmonary Syndrome (HPS), ICD 10 Code B33.4 -- 10

**Disease -- HEPATITIS (Viral/Infectious) -- By Mortality**

1.	2013 -- viral hepatitis, ICD-10 code B-15-B19, esp. OR/6.0 death rate, DC/5.9	--8,157
2.	2014 -- viral hepatitis, ICD-10 code B-15-B19, esp. DC, OR (5.3 death rate per 100,000)	--8,081
3.	2012 -- viral hepatitis, ICD-10 code B-15-B19, esp. NM/99, AZ/291, CA/1,387	--8,062
4.	2011 -- viral hepatitis, ICD-10 code B-15-19 (death rate 2.5 per 100K), esp. DC (7.1)	--7,850
5.	2010 -- viral hepatitis, ICD-10 code B-15-19 (death rate 2.4 per 100K), esp. OK (4.9)	--7,564
6.	2015 -- viral hepatitis, ICD-10 code B15-B19, esp. DC (death rate 6.4 per 100,000)	--7,461
7.	2016 -- viral hepatitis, ICD-10 code B15-B19, (US death rate 2.0 per 100K) esp. DC (4.8)	--6,421
8.	1961 -- hepatitis, infectious	-- 976
9.	1960 -- hepatitis, infectious	-- 938
10.	1967 -- infectious hepatitis	-- 844
11.	1965 -- hepatitis, infectious, US death rate 0.4 per 100,000 population	-- 707
12.	1949 -- hepatitis, infectious (code 092); PHS. <i>Vital Statistics...1949...Mortality</i>	-- 560
13.	2009 -- hepatitis A, ICD-10 code B15.0, US death rate 0.008 (no State over 9 deaths)	-- 26

**Disease -- HEPATITIS (Viral/Infectious) -- Chronological**

1.	1949 -- hepatitis, infectious (code 092); PHS. <i>Vital Statistics...1949...Mortality</i>	-- 560
2.	1960 -- hepatitis, infectious	-- 938
3.	1961 -- hepatitis, infectious	-- 976
4.	1965 -- hepatitis, infectious, US death rate 0.4 per 100,000 population	-- 707
5.	1967 -- infectious hepatitis	-- 844
6.	2009 -- Hepatitis A, ICD-10 code B15.0, US death rate 0.008 (no State over 9 deaths)	-- 26
7.	2010 -- viral hepatitis, ICD-10 code B-15-19 (death rate 2.4 per 100K), esp. OK (4.9)	--7,564
8.	2011 -- viral hepatitis, ICD-10 code B-15-19 (death rate 2.5 per 100K), esp. DC (7.1)	--7,850
9.	2012 -- viral hepatitis, ICD-10 code B-15-B19, esp. NM/99, AZ/291, CA/1,387	--8,062
10.	2013 -- viral hepatitis, ICD-10 code B-15-B19, esp. OR/6.0 death rate, DC/5.9	--8,157
11.	2014 -- viral hepatitis, ICD-10 code B-15-B19, esp. DC, OR (5.3 death rate per 100,000)	--8,081
12.	2015 -- viral hepatitis, ICD-10 code B15-B19, esp. DC (death rate 6.4 per 100,000)	--7,461
13.	2016 -- viral hepatitis, ICD-10 code B15-B19, esp. DC (death rate 4.8 per 100K; US 2.0)	--6,421



### **Disease -- HIV/AIDS -- by Mortality**

Also known as HIV/AIDS (Human Immunodeficiency virus/Acquired immunodeficiency syndrome).

1. 1989 -- HIV AIDS, US death rate 8.9, DC/55.7, NY/25.6, NJ/19.6, FL/16.1, CA/14.9 22,082
2. 1988 -- HIV AIDS, US death rate 6.8, DC/39.0, NY/22.2, NJ/114.9, FL/11.7, CA/11. 16,602
3. 2010 -- HIV/AIDS, U.S., nationally 15,525
4. 1987 -- HIV Infection/AIDS, death rate 5.55, esp. DC/28.1, NY/19.1, NJ/13.7, CA/9.5 13,468
5. 1986 -- HIV AIDS, New York City (2,650), U.S. 12,053
6. 1985 -- HIV AIDS, New York City (1,663), U.S. --6,903
7. 2016 -- HIV AIDS, US death rate 1.9, DC/12.0, FL/4.2, LA/3.9 GA/3.4 MD/3.2 --6,160
8. 2017 -- HIV, US death rate 1.75 per 100K, esp. DC/9.8, MS/3.8, FL/3.6, LA/3.5 --5,698
9. 2018 -- HIV; US death rate 1.66 per 100K, esp. DC/9.25, MS/4.15, LA/3.4 FL/3.3 --5,425
10. 2020 -- HIV, US death rate 1.55, esp. DC/9.4, FL/3.1, MS/3.34, GA/3.1, MD/2.96 --5,155
11. 2019 -- HIV, US death rate 1.54 per 100K pop.; DC/10.0, FL/3.2, MD, 3.0, GA/2.7 --5,044
12. 2021 -- HIV, US death rate 1.50, esp. DC/7.46, FL/2.89, GA/2.76, MS/2.71, LA/2.7 --4,977
13. 1984 -- HIV AIDS, New York City (952) --3,578
14. 1983 -- HIV AIDS, New York City (425), U.S. --1,500
15. 1982 -- HIV AIDS, U.S. -- 618
16. 1981 -- HIV AIDS (Human Immunodeficiency Virus Infection/Acquired Immune Deficiency Syndrome) -- 234

### **Disease -- HIV/AIDS -- Chronological**

Also known as HIV/AIDS (Human Immunodeficiency virus/Acquired immunodeficiency syndrome).

1. 1981 -- HIV AIDS (Human Immunodeficiency Virus Infection/Acquired Immune Deficiency Syndrome) -- 234
2. 1982 -- HIV AIDS, U.S. -- 618
3. 1983 -- HIV AIDS, New York City (425), U.S. --1,500
4. 1984 -- HIV AIDS, New York City (952) --3,578
5. 1985 -- HIV AIDS, New York City (1,663), U.S. --6,903
6. 1986 -- HIV AIDS, New York City (2,650), U.S. 12,053
7. 1987 -- HIV Infection/AIDS, death rate 5.55, esp. DC/28.1, NY/19.1, NJ/13.7, CA/9.5 13,468
8. 1988 -- HIV AIDS, US death rate 6.8, DC/39.0, NY/22.2, NJ/114.9, FL/11.7, CA/11. 16,602
9. 1989 -- HIV AIDS, US death rate 8.9, DC/55.7, NY/25.6, NJ/19.6, FL/16.1, CA/14.9 22,082
10. 2010 -- HIV/AIDS, U.S., nationally 15,525
11. 2016 -- HIV AIDS, US death rate 1.9, DC/12.0, FL/4.2, LA/3.9 GA/3.4 MD/3.2 --6,160
12. 2017 -- HIV, US death rate 1.75 per 100K, esp. DC/9.8, MS/3.8, FL/3.6, LA/3.5 --5,698
13. 2018 -- HIV; US death rate 1.66 per 100K, esp. DC/9.25, MS/4.15, LA/3.4 FL/3.3 --5,425
14. 2019 -- HIV, US death rate 1.54 per 100K pop.; DC/10.0, FL/3.2, MD, 3.0, GA/2.7 --5,044
15. 2020 -- HIV, US death rate 1.55, esp. DC/9.4, FL/3.1, MS/3.34, GA/3.1, MD/2.96 --5,155
16. 2021 -- HIV, US death rate 1.50, esp. DC/7.46, FL/2.89, GA/2.76, MS/2.71, LA/2.7 --4,977
- 17.

**Disease -- INFLUENZA/Grip (sometimes including pneumonia) -- By Mortality**

1.	1918-19, influenza and pneumonia epidemic	531,851-728,922
	1918 -- influenza and pneumonia epidemic	430,000-543,482
	1919 -- influenza and pneumonia epidemic	101,851-185,440
2.	1920 -- influenza and pneumonia, nationwide	141,609-220,798
3.	1957-58, esp. fall-Spring -- H2N2 “Asian” influenza and pneumonia pandemic	~116,000
4.	1917 -- influenza (12,974); Bronchitis (12,311); pneumonia (74,874)	100,159-115,526
5.	1939 -- influenza (21,464) & pneumonia, esp. CA, IL, MI MO, NY, OH, PA, TX	99,097
6.	1940 -- influenza and pneumonia, esp. CA, IL, MO, NY, OH, PA, TN, TX	92,525
7.	2017-2018 -- winter (March 2018 end) influenza (primarily H3N2)	~80,000
8.	1966 -- Jan-Dec, influenza and pneumonia, nationwide	63,615
9.	1928-29 -- winter, influenza and pneumonia epidemic	~50,000
10.	1870 -- pneumonia, esp. AL, GA, IL, IN, KY, MA, MO, NY, OH, PA, TN, TX, VA	40,012
11.	1937 -- influenza, international list #11, US Census Bureau, <i>Vital Statistics, Part I</i>	38,005
12.	1936 -- influenza, international list #11, Census Bureau. <i>Mortality Statistics 1936</i>	33,811
13.	1968-69 -- (Sep-March), A2 “Hong Kong” influenza (and pneumonia), nationwide	33,800
14.	1931 -- influenza (31,701) pneumonia all forms was another 96,974, especially PA	31,701
15.	1925 -- influenza--esp. PA/2,068, OH/2,100, IL/1,558, IN/1,485, MO/1,464	30,538
16.	1930 -- influenza, 48 States and District of Columbia (pneumonia was 88,770)	23,066
17.	1915, Dec-Jan 1916 -- influenza & pneumonia, LA, MD, NJ, NY, OH, PA, RI, WI	21,102
18.	1916 -- influenza	18,886
19.	1890 -- Jan-March <sup>276</sup> influenza (La Grippe/Russian Flu), esp. NY/IL/CT/OH/PA --	16,295-17,807
20.	1944 -- influenza, especially Jan-Apr & Dec, nationwide, especially OH, PA, TX	17,320
21.	1943 -- influenza, Census Bureau. <i>Vital Statistics...1943, Part II...Mortality...</i> P.192	17,219
22.	1900 -- influenza, esp. MA/1130, TN/1019, PA/978, NC/799, AL/778, VA/754, GA/667	16,645
23.	1938 -- influenza, international list #11, US Census Bureau, <i>Vital Statistics 1938 Pt. I</i>	--16,520
24.	1941 -- influenza, with respiratory complications specified; <i>Vital Statistics 1941</i>	13,188
25.	1891 -- March-May, influenza & pneumonia, esp. Chicago/6,800, NY/5,572	12,472
26.	2009 -- Apr 12-Apr 10, 2010, H1N1 “Swine Flu” Pandemic (U.S.)	12,469
27.	2018 -- influenza, ICD-10 codes J09-11.8, death rate 3.4 per 100K pop., esp. WV/6.6	11,164
28.	1942 -- influenza. Census Bureau. <i>Vital Statistics US 1942 -- Part II...Mortality</i>	10,902
29.	1914 -- influenza and pneumonia, NYC, NY	10,500
30.	1907 -- influenza, Census “Registration” States and Localities	≥10,066
31.	1953 -- influenza, esp. TX/716 OH/532 MO/484 PA/460 GA/427 TN/414 AL/393	--9,500
32.	1946 -- influenza, infectious and parasitic diseases International List code 33	--8,783
33.	1976 -- influenza, ICD-8 codes 470-474, death rate 3.6 per 100K, esp. NE/12.9	--7,877
34.	1960 -- influenza, <sup>277</sup> US death rate 4.4 per 100K; esp. AL/11.5, SC/11.2, MS/10.9	--7,872
35.	1947 -- influenza, infectious and parasitic diseases code 33	--7,664
36.	1957 -- influenza, especially PA/476, NY/471, TX/459, OH/437. GA/341, NC/318	--7,463
37.	1963 -- influenza, <sup>278</sup> US death rate 3.8; SC/11.9, KY/11.6, WV/11, MS/10.9 TN/9.3	--7,083

<sup>276</sup> Technically, what became the flu epidemic of early 1890 began in late December 1889.

<sup>277</sup> Distinct from the 58,931 pneumonia deaths (codes 490493) noted in the Table 1-V, p. 1-42.

38. 1968 -- influenza, ICD-8 codes 470-474/death rate 3.5 per 100K, esp. VE/15.0, NE/9.1 --7,062

**Disease -- INFLUENZA, pneumonia, Grip -- By Mortality (continued):**

39. 2017 -- influenza; death rate 2.0 per 100K pop.; esp. ME/5.2, MT/5.1, OR/4.9, WA/4.2 --6,515

40. 1812 -- Oct-June 1813 (esp.), peripneumony/lung fever (pneumonia), VT, esp. Burlington-4350-6400

41. 1969 -- influenza, ICD-8 codes 470-474/death rate 2.96 per 100K, esp. KS/7., SC/6., MT/6.--5,971

42. 2020 -- influenza (distinct from 47,601 pneumonia deaths); death rate 1.8 per 100K --5,943

43. 2019 -- influenza, esp. CA/560 TX/396 NY/336 lives lost; VT/4.3 OR/3.7 NE/3.3 death rate --5,902

44. 1952 -- influenza, esp. TX/433 PA/377 OH/335 AL/283 NC/248 VA/239 MO/226 --5,649

45. 2015 -- influenza (ICD-10 codes J09, J10.0, J10.1, J10.8, J11.0, J11.1, J11.8) --5,251

46. 1973 -- influenza, ICD-8 codes 470-74/death rate 2.4 per 100K, esp. ID/7.4 WY/7.4 WA/7.2 --5,131

47. 1948 -- influenza, 1948 ICD infectious and parasitic diseases code 33 --5,068

48. 1972 -- influenza, ICD-8 codes 470-474/death rate 2.38 per 100K, esp. SD/8.9 ME/8.7 --4,986

49. 2014 -- influenza (ICD-10 codes J09, J10, J11), especially CA (457), TX (418) --4,605

50. 1949 -- influenza (codes 480-483); pneumonia (codes 490-493) was 40,038 --4,602

51. 1958 -- influenza, esp. TX/415, AL/275, OH/260, TN/230, GA/206, MS/199, PA/199 --4,442

52. 1912 -- Mar 24-June 08, pneumonia, Chicago, IL, NYC, NY --4,342

53. 1975 -- influenza, ICD-8 codes 470-474, death rate 1.986 pre 100K, esp. KS/6.317 --4,277

54. 1978 -- influenza, ICD-8 codes 470-474, US death rate 1.8 per 100K, esp. ME/5.0, KS/4.7 --4,052

55. 1970 -- influenza, ICD-8 codes 470-474/death rate 1.82 per 100K, esp. VT/7.6, ME/5.6, MS/5.2 --3,707

56. 2013 -- influenza, ICD-10 codes J09-11, esp. SD (3.6) MT (3.5) ME (3.2) death rates --3,697

57. 1962 -- influenza,<sup>279</sup> US death rate 1.8 per 100K; esp. NE/5, TN/5, MS/4.2, SC/4 --3,431

58. 1981 -- influenza, US death rate 1.31 per 100K, esp. SD/4.2, IA/3.5, UT/3.3, VT/3.3 --3,006

59. 2016 -- influenza (ICD-10 codes J09, J10.0, J10.1, J10.8, J11.0, J11.1, J11.8) --2,905

60. 1950 -- influenza; separate from influenza with pneumonia/3,492 and pneumonia/40,523 --2,857

61. 1959 -- influenza,<sup>280</sup> esp. TX/191, TN/133, OH/126, NY/126, IN/119, MI/108, GA/104 CA--2,845

62. 1966 -- influenza (pneumonia deaths were 60,785), esp. CA/636, WA/154, OR/134 --2,830

63. 1955 -- influenza, esp. OH/187 AL/183 GA/181 TX/169 PA/154 TN/136 MS/106 --2,755

64. 1980 -- influenza, US death rate 1.19 per 100K, esp. ND/4.3, MA/3.4, ME/3.3, MT/3 --2,702

65. 1954 -- influenza, esp. TX/228 AL/180 GA/162 PA/154 OH/143 TN/120 MO/104 --2,696

66. 1900 -- June-Dec, measles / Flu epidemics, Native Alaskans, esp. western AK<sup>281</sup> --~2000-2,500

67. 1956 -- influenza, esp. PA/139, TX/153, OH/134, AL/130, GA/109, MS/100, TN/96 --2,323

68. 1965 -- influenza,<sup>282</sup> death rate 1.2 per 100K, esp. ME/5.0, KS/4.0, NE/3.6, VE/3.3 --2,295

69. 1974 -- influenza, ICD-8 codes 470-474, death rate 1.30 per 100K, esp. KS/3.48 --2,201

70. 1893 -- Dec-Jan 1894 -- epidemic influenza, NY --2,200

---

<sup>278</sup> Distinct from the 63,678 pneumonia deaths noted in the next column in Table 1-12.

<sup>279</sup> Distinct from the 56,564 pneumonia deaths noted in the next column in Table 1-12, p. 1-20..

<sup>280</sup> Distinct from the 52,195 pneumonia deaths (codes 490-493) noted in the Table 78, p. 406.

<sup>281</sup> Cross-listed in measles.

<sup>282</sup> Distinct from the 61,903 pneumonia deaths noted in the nest USPHS 1965 Mortality Data column in Table 1-14.

71. 1961 -- influenza,<sup>283</sup> US death rate 1.2 per 100K; esp. AK/3.3, KS/ME/NE at 2.7 --2,137  
 72. 2009 -- Aug 30-Apr 3, 2010 -- influenza (especially H1N1) pandemic, nationwide<sup>284</sup> --2,125  
 73. 1990 -- influenza, US death rate 0.84 per 100K; esp. NE//3.5; IA/3.1; ID/2.3; SD/2.3 --2,098  
 74. 1985 -- influenza, death rate 0.86 per 100K, esp. NE/4.1, MT/2.8, IA/2.6, KS/2.4, WY/2.2 --2,054

**Disease -- INFLUENZA, pneumonia, Grip – By Mortality (continued):**

75. 1988 -- influenza, US death rate 0.79 per 100K; esp. ID/3.7, IA/2.5, MT/2.6, SD/3.3 --1,943  
 76. 1986 -- influenza, US death rate 0.76 per 100K, esp. VT/3.9 ME/3.59 MN/3.2 ND/2.84 --1,838  
 77. 2005 -- influenza, ICD-10 codes J09-11; US death rate 0.613 per 100K; esp. SD (4.513) --1,812  
 78. 2003 -- influenza, ICD-10 codes J09-11; US death rate 0.618 per 100K; esp. ND (2.661) --1,792  
 79. 2008 -- influenza, ICD-10 codes J09-11; US death rate 0.57 per 100K; esp. SD (2.13) --1,772  
 80. 2000 -- influenza, ICD-10 codes J09-11.8; US death rate 0.63 per 100K; esp. SD (3.05) --1,765  
 81. 1998 -- influenza, ICD-9 code 487.0; US death rate 0.62 per 100K; esp. MT (6.72) --1,724
82. 1964 -- influenza,<sup>285</sup> US death rate 0.9 per 100K, esp. MT/4.0 WA/3.8 NE/3.6 ND/3.1 --1,687  
 83. 1999 -- influenza, ICD-10 codes J09-11.8; US death rate 0.597 per 100K; esp. SD/4.913 --1,665  
 84. 1989 -- influenza, US death rate 0.64 per 100K; esp. IA/2.38, MT/2.1, ND/2.17, OR/2.0 --1,593  
 85. 2009 -- influenza (avian), ICD-10 code J09 (US death rate 0.5 per 100K) esp. MT (1.3) --1,557  
 86. 2011 -- influenza, ICD-10 codes J09-11 (US death rate 0.5), esp. SD (2.3 per 100K) --1,532  
 87. 1971 -- influenza, ICD-8 codes 470-474/death rate 0.73 per 100K, esp. ME/2.9, NE & WA/1.9 --1,504
88. 1967 -- influenza --1,475  
 89. 1983 -- influenza, US death rate 0.61 per 100K, esp. ME/3.9, MT/3.2, MN/2.7 --1,431  
 90. 1977 -- influenza, ICD-8 codes 470-474, US death rate 0.59 per 100K, esp. AL/1.98 --1,304  
 91. 1994 -- influenza, US death rate 0.47 per 100K; esp. SD/2.6; MT/1.7; IA/ 1.5; NE/1.22 --1,229  
 92. 1991 -- influenza, US death rate 0.45 per 100K; esp. NE/2.38, ND/1.73, IA/1.54 --1,137  
 93. 2012 -- influenza, ICD-10 codes J09-11; US death rate 0.4; SD, 2.5 per 100K --1,106  
 94. 2004 -- influenza, ICD-10 codes J09-11; US death rate 0.376 per 100K; esp. ME (1.827) --1,100  
 95. 1984 -- influenza, US death rate 0.46 per 100K, esp. MT, 2.3, OR/1.7, WA/1.4, AR/1.3 --1,096  
 96. 1993 -- influenza, US death rate 0.40 per 100K; esp. ID 2.62; VE 2.42; MT 1.54; OR 1.37 --1,044  
 97. 1992 -- influenza, US death rate 0.39 per 100K; esp. ME/1.94; MT/1.21; WV/1.27 --1,006
98. 2006 -- influenza, ICD-10 codes J09-11; US death rate 0.285 per 100K; esp. VE (1.605) -- 849  
 99. 1996 -- influenza, ICD-9 code 487; US death rate 0.276 per 100K; esp. SD (1.616) -- 745  
 100. 1982 -- influenza, US death rate 0.31 per 100K, esp. NE/1.78, SD/1.74, ND/1.34 -- 727  
 101. 2002 -- influenza, ICD-10 codes J09-11; US death rate 0.253 per 100K; esp. SD (2.237) -- 727  
 102. 1997 -- influenza, ICD-9 code 487.0; US death rate 0.26 per 100K; esp. KS (0.99) -- 720  
 103. 1987 -- influenza, death rate 0.26 per 100K; esp. NE/1.02 (16), SD/1.29 (9), VE/1.11 (6) -- 632  
 104. 2021 -- influenza (distinct from 41,309 pneumonia deaths); death rate 0.18, esp. TN/0.60-- 608  
 105. 1995 -- influenza, ICD-9 code 487.0; US death rate 0.23 per 100K; esp. WV, 1.32 -- 606

<sup>283</sup> Distinct from the 53,038 pneumonia deaths noted in the next column in Table 1-P, p. 1-32.

<sup>284</sup> Laboratory-confirmed and reported to the CDC deaths; out of 41,914 cases. Includes 348 pediatric flu deaths.

<sup>285</sup> Distinct from the 51,764 pneumonia deaths noted in the next column in Table 1-14.

- 106. 1979 -- influenza, US death rate 0.27 per 100K, esp. ID/1.18, NE/1.15, KS/.98, WA/.85-- 604
- 107. 1793 -- influenza epidemic, 5 counties, 4 weeks, VA -- 500
- 108. 2010 -- influenza, ICD-10 codes J09-J11; US death rate 0.2 per 100K; esp. AK, KS (.4)<sup>286</sup>-- 500
- 109. 2007 -- influenza, ICD-10 codes J09-11; US death rate 0.14 per 100K; esp. IA (0.33)-- 411

**INFLUENZA – By Mortality – continued:**

- 110. 1760 -- winter-spring 1761, influenza epidemic, esp. Natives, esp. CT/MA/ME, PA--hundreds
- 111. 2001 -- influenza, ICD-10 codes J09-11; US death rate 0.09 per 100K; esp. WI (0.20) -- 257
- 112. 1711-12 -- winter (within two months), “Malignant Distemper” (influenza?), CT -- 250
- 113. 1647 -- influenza, CT (~40-50) and MA (~40-50) Natives and other colonies (?) -- ≥100
- 114. 1697-98 -- ~Nov 1697--~Feb 1698 (3 mo.), “mortal disease” (influenza?), Fairfield, CT-- 70
- 115. 1917 -- Dec 21, pneumonia, NYC, NY -- 56
- 116. 1901 -- Grip (influenza) epidemic, Jan 1-12, St. Louis, MO -- 54
- 117. 1770-71 -- winter, influenza epidemic “took scores of lives,” Philadelphia, PA -- ≥40
- 118. 1853 -- pneumonia outbreak, Native Americans, near Cherokee, Butte County, CA -- 40
- 119. 1732 -- Oct, influenza outbreak, New England, NY, Philadelphia/10, esp. Ipswich MA/17->36
- 120. 1764 -- Jan 20-30, “Nervous Pleuritic Disorder” (respiratory infection), Newport, RI<sup>287</sup>-- 14
- 121. 1789-90 -- fall-spring, influenza epidemic; CT/ME/MA/NH/NY/Philadelphia/RI<sup>288</sup> --many

---

<sup>286</sup> The ICD-10 Code for influenza and pneumonia (J09-J18), for 2010, shows 50,097 deaths (death rate of 16.2).

<sup>287</sup> Placed in the “influenza” sub-type in that both sources used thought this was outbreak was probably influenza.

<sup>288</sup> Sources consulted do not provide an estimate. Kohn (“New England influenza epidemic of 1789,” *Encyclopedia of plague and Pestilence*), writes it was widespread in states we note, affected thousands/fall of 1789, lasted about 4-6 weeks in each place in the first (1789) wave, was “particularly harsh on the elderly and chronically ill,” and that there were especially “many” deaths from the derivative pneumonia. Notes the “case-mortality is believed to have been less than 50 percent during the epidemic.” If there were thousands of cases, there would be many deaths.

**Disease -- INFLUENZA, pneumonia, Grip -- Chronological**

1. 1647 -- influenza, CT (~40-50) and MA (~40-50) Natives and other colonies (?) --  $\geq 100$
2. 1697-98 -- ~Nov 1697--~Feb 1698 (3 mo.), “mortal disease” (influenza?), Fairfield, CT-- 70
3. 1711-12 -- winter (within two months), “Malignant Distemper” (influenza?), CT -- 250
4. 1732 -- Oct, influenza outbreak, New England, NY, Philadelphia, esp. Ipswich MA/17--  $\geq 36$
5. 1760-61 -- winter-spring, influenza epidemic, esp. Natives, esp. CT, MA, ME, PA --hundreds
6. 1764 -- Jan 20-30, “Nervous Pleuritic Disorder” (respiratory infection), Newport, RI<sup>289</sup>-- 14
7. 1770-71 -- winter, influenza epidemic “took scores of lives,” Philadelphia, PA --  $\geq 40$
8. 1789-90 -- fall-Spring, influenza epidemic; CT/ME/MA/NH/NY/Philadelphia/RI<sup>290</sup> --many
9. 1793 -- influenza epidemic, 5 counties, 4 weeks, VA -- 500
10. 1812 -- Oct-June 1813 (esp.), Peripneumony/Lung fever (pneumonia), VT, esp. Burlington -4350-6,400
11. 1853 -- pneumonia outbreak, Native Americans, near Cherokee, Butte County, CA -- 40
12. 1870 -- pneumonia, esp. AL, GA, IL, IN, KY, MA, MO, NY, OH, PA, TN, TX, VA 40,012
13. 1890 -- Jan-March<sup>291</sup> influenza (La Grippe/Russian Flu), esp. NY/IL/CT/OH/PA-- 16,295-17,807
14. 1891 -- March-May, influenza & pneumonia, esp. Chicago/6,800, NY/5,572 12,472
15. 1893-94 -- (Dec 1893-Jan 1894), epidemic influenza, NY --2,200
16. 1900 -- influenza, esp. MA/1130, TN/1019, PA/978, NC/799, AL/778, VA/754, GA/667--16,645
17. 1900 -- June-Dec, measles / Flu epidemics, Native Alaskans, esp. western AK<sup>292</sup> ~2000-2500
18. 1901 -- Jan 1-12, Grip (influenza) epidemic, St. Louis, MO -- 54
19. 1907 -- influenza, Census “Registration” States and Localities  $\geq 10,066$
20. 1912 -- Mar 24-Jun 8, pneumonia, Chicago, IL, NYC, NY --4,342
21. 1914 -- The Year, influenza and pneumonia, NYC, NY 10,500
22. 1915-16 - Dec-Jan 1916, influenza & pneumonia, LA, MD, NJ, NY, OH, PA, RI, WI 21,102
23. 1916 -- influenza 18,886
24. 1917 -- influenza/12,974; Bronchitis/12,311; pneumonia/74,874 --100,159-115,526

<sup>289</sup> Placed in the “influenza” sub-type in that both sources used thought this was outbreak was probably influenza.

<sup>290</sup> Sources consulted do not provide an estimate. Kohn (“New England influenza epidemic of 1789,” *Encyclopedia of plague and Pestilence*), writes it was widespread in states we note, affected thousands/fall of 1789, lasted about 4-6 weeks in each place in the first (1789) wave, was “particularly harsh on the elderly and chronically ill,” and that there were especially “many” deaths from the derivative pneumonia. Notes the “case-mortality is believed to have been less than 50 percent during the epidemic.” If there were thousands of cases, there would be many deaths.

<sup>291</sup> Technically, what became the flu epidemic of early 1890 began in late December 1889.

<sup>292</sup> Cross-listed in measles.

25. 1917 -- Dec 21, pneumonia, NYC, NY	--	56
26. 1918-1919, influenza and pneumonia epidemic	531,851-728,922	
1918 -- influenza and pneumonia epidemic	430,000-543,482	
1919 -- influenza and pneumonia epidemic	101,851-185,440	

**Disease -- INFLUENZA, pneumonia, Grip -- Chronological (continued)**

27. 1920 -- influenza and pneumonia (1918-1920 subset)	141,609-220,798	
28. 1925 -- influenza--esp. PA/2,068, OH/2,100, IL/1,558, IN/1,485, MO/1,464	30,538	
29. 1928-29 -- winter, influenza and pneumonia epidemic	~50,000	
30. 1930 -- influenza, 48 States and District of Columbia (pneumonia was 88,770)	23,066	
31. 1931 -- influenza (31,701); pneumonia, all forms, another 96,974, especially PA	31,701	
32. 1936 -- influenza, international list #11, Census Bureau. <i>Mortality Statistics 1936</i>	33,811	
33. 1937 -- influenza, international list #11, US Census Bureau, <i>Vital Statistics, Part I</i>	38,005	
34. 1938 -- influenza, international list #11, US Census Bureau, <i>Vital Statistics 1938 Pt. I</i>	16,520	
35. 1939 -- influenza; pneumonia another 77,633; esp. CA IL MI MO, NY, OH, PA, TX	21,464	
36. 1940 -- influenza and pneumonia, esp. CA, IL, MO, NY, OH, PA, TN, TX	92,525	
37. 1941 -- influenza, with respiratory complications specified; <i>Vital Statistics 1941</i>	13,188	
38. 1942 -- influenza. Census Bureau. <i>Vital Statistics US 1942 -- Part II...Mortality</i>	10,902	
39. 1943 -- influenza, Census Bureau. <i>Vital Statistics...1943, Part II...Mortality... P.192</i>	17,219	
40. 1944 -- influenza, especially Jan-Apr & Dec, nationwide, especially OH, PA, TX	17,320	
41. 1946 -- influenza, infectious and parasitic diseases International List code 33	--8,783	
42. 1947 -- influenza, infectious and parasitic diseases International List code 33	--7,664	
43. 1948 -- influenza, 1948 ICD infectious and parasitic diseases code 33	--5,068	
44. 1949 -- influenza (codes 480-483); pneumonia (codes 490-493) was 40,038)	--4,602	
45. 1950 -- influenza; separate from influenza with pneumonia/3,492 and pneumonia/40,523	--2,857	
46. 1951 -- influenza; (influenza with pneumonia/3,533; broncho-pneumonia/20,076)	--3,094	
47. 1952 -- influenza, esp. TX/433 PA/377 OH/335 AL/283 NC/248 VA/239 MO/226	--5,649	
48. 1953 -- influenza, esp. TX/716 OH/532 MO/484 PA/460 GA/427 TN/414 AL/393	--9,500	
49. 1954 -- influenza, esp. TX/228 AL/180 GA/162 PA/154 OH/143 TN/120 MO/104	--2,696	
50. 1955 -- influenza, esp. OH/187 AL/183 GA/181 TX/169 PA/154 TN/136 MS/106	--2,755	
51. 1956 -- influenza, esp. PA/139, TX/153, OH/134, AL/130, GA/109, MS/100, TN/96	--2,323	
52. 1957 -- influenza, especially PA/476, NY/471, TX/459, OH/437. GA/341, NC/318	--7,463	
53. 1957-58 -- esp. fall-spring, H2N2 "Asian" influenza and pneumonia pandemic	~116,000	
54. 1958 -- influenza, esp. TX/415, AL/275, OH/260, TN/230, GA/206, MS/199, PA/199	--4,442	
55. 1959 -- influenza, <sup>293</sup> esp. TX/191, TN/133, OH/126, NY/126, IN/119, MI/108 GA/104 CA--	2,845	
56. 1960 -- influenza, <sup>294</sup> US death rate 4.4 per 100K; esp. AL/11.5, SC/11.2, MS/10.9	--7,872	
57. 1961 -- influenza, <sup>295</sup> US death rate 1.2 per 100K; esp. AK/3.3, KS/ME/NE at 2.7	--2,137	
58. 1962 -- influenza, <sup>296</sup> US death rate 1.8 per 100K; esp. NE/5, TN/5, MS/4.2, SC/4	--3,431	

<sup>293</sup> Distinct from the 52,195 pneumonia deaths (codes 490-493) noted in the Table 78, p. 406.

<sup>294</sup> Distinct from the 58,931 pneumonia deaths (codes 490-493) noted in the Table 1-V, p. 1-42.

<sup>295</sup> Distinct from the 53,038 pneumonia deaths noted in the next column in Table 1-P, p. 1-32.

59. 1963 -- influenza, <sup>297</sup>	US death rate 3.8; SC/11.9, KY/11.6, WV/11, MS/10.9 TN/9.3	--7,083
60. 1964 -- influenza, <sup>298</sup>	US death rate 0.9 per 100K, esp. MT/4.0 WA/3.8 NE/3.6 ND/3.1	--1,687
61. 1965 -- influenza, <sup>299</sup>	death rate 1.2 per 100K, esp. ME/5.0, KS/4.0, NE/3.6, VE/3.3	--2,295
62. 1966 -- influenza (pneumonia deaths were 60,785),	esp. CA/636, WA/154, OR/134	--2,830
63. 1967 -- influenza		--1,475
64. 1968 -- influenza, ICD-8 codes 470-474/death rate 3.5 per 100K,	esp. VE/15.0, NE/9.1	--7,062
65. 1968-69 (Sep-March), A2 “Hong Kong” influenza (and pneumonia) epidemic		--33,800
66. 1969 -- influenza, ICD-8 codes 470-474/death rate 2.96 per 100K,	esp. KS/7., SC/6., MT/6.	--5,971

**Disease -- INFLUENZA, pneumonia, Grip -- Chronological (continued):**

67. 1970 -- influenza, ICD-8 codes 470-474/death rate 1.82 per 100K,	esp. VT/7.6, ME/5.6, MS/5.2	--3,707
68. 1971 -- influenza, ICD-8 codes 470-474/death rate 0.73 per 100K,	esp. ME/2.9, NE & WA/1.9	--1,504
69. 1972 -- influenza, ICD-8 codes 470-474/death rate 2.38 per 100K,	esp. SD/8.9 ME/8.7	--4,986
70. 1973 -- influenza, ICD-8 codes 470-74/death rate 2.4 per 100K,	esp. ID/7.4 WY/7.4 WA/7.2	--5,131
71. 1974 -- influenza, ICD-8 codes 470-474, death rate 1.30 per 100K,	esp. KS/3.48	--2,201
72. 1975 -- influenza, ICD-8 codes 470-474, death rate 1.986 pre 100K,	esp. KS/6.317	--4,277
73. 1976 -- influenza, ICD-8 codes 470-474, death rate 3.6 per 100K,	esp. NE/12.9	--7,877
74. 1977 -- influenza, ICD-8 codes 470-474, US death rate 0.59 per 100K,	esp. AL/1.98	--1,304
75. 1978 -- influenza, ICD-8 codes 470-474, US death rate 1.8 per 100K,	esp. ME/5.0, KS/4.7	--4,052
76. 1979 -- influenza, US death rate 0.27 per 100K,	esp. ID/1.18, NE/1.15, KS/.98, WA/.85	-- 604
77. 1980 -- influenza, US death rate 1.19 per 100K,	esp. ND/4.3, MA/3.4, ME/3.3, MT/3	--2,702
78. 1981 -- influenza, US death rate 1.31 per 100K,	esp. SD/4.2, IA/3.5, UT/3.3, VT/3.3	--3,006
79. 1982 -- influenza, US death rate 0.31 per 100K,	esp. NE/1.78, SD/1.74, ND/1.34	-- 727
80. 1983 -- influenza, US death rate 0.61 per 100K,	esp. ME/3.9, MT/3.2, MN/2.7	--1,431
81. 1984 -- influenza, US death rate 0.46 per 100K,	esp. MT, 2.3, OR/1.7, WA/1.4, AR/1.3	--1,096
82. 1985 -- influenza, death rate 0.86 per 100K,	esp. NE/4.1, MT/2.8, IA/2.6, KS/2.4, WY/2.2	--2,054
83. 1986 -- influenza, US death rate 0.76 per 100K,	esp. VT/3.9 ME/3.59 MN/3.2 ND/2.84 <sup>300</sup>	--1,838
84. 1987 -- influenza, death rate 0.26 per 100K;	esp. NE/1.02 (16), SD/1.29 (9), VE/1.11 (6)	-- 632
85. 1988 -- influenza, US death rate 0.79 per 100K;	esp. ID/3.7, IA/2.5, MT/2.6, SD/3.3	--1,943
86. 1989 -- influenza, US death rate 0.64 per 100K;	esp. IA/2.38, MT/2.1, ND/2.17, OR/2.0	--1,593
87. 1990 -- influenza, US death rate 0.84 per 100K;	esp. NE//3.5; IA/3.1; ID/2.3; SD/2.3	--2,098
88. 1991 -- influenza, US death rate 0.45 per 100K;	esp. NE/2.38, ND/1.73, IA/1.54	--1,137
89. 1992 -- influenza, US death rate 0.39 per 100K;	esp. ME/1.94; MT/1.21; WV/1.27	--1,006
90. 1993 -- influenza, US death rate 0.40 per 100K;	esp. ID 2.62; VE 2.42; MT 1.54; OR 1.37	--1,044
91. 1994 -- influenza, US death rate 0.47 per 100K;	esp. SD/2.6; MT/1.7; IA/ 1.5; NE/1.22	--1,229
92. 1995 -- influenza, ICD-9 code 487.0; US death rate 0.23 per 100K;	esp. WV, 1.32	-- 606
93. 1996 -- influenza, ICD-9 code 487; US death rate 0.276 per 100K;	esp. SD (1.616)	-- 745
94. 1997 -- influenza, ICD-9 code 487.0; US death rate 0.26 per 100K;	esp. KS (0.99)	-- 720

<sup>296</sup> Distinct from the 56,564 pneumonia deaths noted in the next column in Table 1-12, p. 1-20..

<sup>297</sup> Distinct from the 63,678 pneumonia deaths noted in the next column in Table 1-12.

<sup>298</sup> Distinct from the 51,764 pneumonia deaths noted in the next column in Table 1-14.

<sup>299</sup> Distinct from the 61,903 pneumonia deaths noted in the nest USPHS 1965 Mortality Data column in Table 1-14.

<sup>300</sup> Deaths due to influenza and pneumonia in 1986 (ICD-9 codes 480-487), were 69,812; 29.05 per 100K death rate.



95. 1998 -- influenza, ICD-9 code 487.0; US death rate 0.62 per 100K; esp. MT (6.72) --1,724  
 96. 1999 -- influenza, ICD-10 codes J09-11.8; US death rate 0.597 per 100K; esp. SD/4.913 --1,665

**Disease – INFLUENZA – Chronological (continued):**

97. 2000 -- influenza, ICD-10 codes J09-11.8; US death rate 0.63 per 100K; esp. SD (3.05) --1,765  
 98. 2001 -- influenza, ICD-10 codes J09-11; US death rate 0.09 per 100K; esp. WI (0.20) -- 257  
 99. 2002 -- influenza, ICD-10 codes J09-11; US death rate 0.253 per 100K; esp. SD (2.237) -- 727  
 100. 2003 -- influenza, ICD-10 codes J09-11; US death rate 0.618 per 100K; esp. ND (2.661) --1,792  
 101. 2004 -- influenza, ICD-10 codes J09-11; US death rate 0.376 per 100K; esp. ME (1.827) --1,100  
 102. 2005 -- influenza, ICD-10 codes J09-11; US death rate 0.613 per 100K; esp. SD (4.513) --1,812  
 103. 2006 -- influenza, ICD-10 codes J09-11; US death rate 0.285 per 100K; esp. VE (1.605) -- 849  
 104. 2007 -- influenza, ICD-10 codes J09-11; US death rate 0.14 per 100K; esp. IA (0.33) -- 411  
 105. 2008 -- influenza, ICD-10 codes J09-11; US death rate 0.57 per 100K; esp. SD (2.13) --1,772  
 106. 2009 -- influenza (avian), ICD-10 code J09 (US death rate 0.5 per 100K) esp. MT (1.3) --1,557
107. 2009-10 -- Apr 12-Apr 10, 2010, H1N1 “Swine Flu” pandemic (U.S.) 12,469
108. 2010 -- influenza, ICD-10 codes J09-J11; US death rate 0.2 per 100K; esp. AK, KS (.4)<sup>301</sup>--500  
 109. 2011 -- influenza, ICD-10 codes J09-11 (US death rate 0.5), esp. SD (2.3 per 100K) --1,532  
 110. 2012 -- influenza, ICD-10 codes J09-11; US death rate 0.4; SD, 2.5 per 100K --1,106  
 111. 2013 -- influenza, ICD-10 codes J09-11, esp. SD (3.6) MT (3.5) ME (3.2) death rates --3,697  
 112. 2014 -- influenza (ICD-10 codes J09, J10, J11), especially CA (457), TX (418) --4,605  
 113. 2015 -- influenza (ICD-10 codes J09, J10.0, J10.1, J10.8, J11.0, J11.1, J11.8) --5,251  
 114. 2016 -- influenza (ICD-10 codes J09, J10.0, J10.1, J10.8, J11.0, J11.1, J11.8) --2,905  
 115. 2017 -- influenza; death rate 2.0 per 100K pop.; esp. ME/5.2, MT/5.1, OR/4.9, WA/4.2 --6,515  
 116. 2017-2018 -- winter (March 2018 end) influenza (primarily H3N2) ~80,000  
 117. 2018 -- influenza, ICD-10 codes J09-11.8, death rate 3.4 per 100K pop., esp. WV/6.6--11,164  
 118. 2019 -- influenza, esp. CA/560 TX/396 NY/336 lives lost; VT/4.3 OR/3.7 death rate --5,902
119. 2020 -- influenza (distinct from 47,601 pneumonia deaths); death rate 1.8 per 100K --5,943  
 120. 2021 -- influenza (distinct from 41,309 pneumonia deaths); death rate 0.18, esp. TN/0.60 -- 608

<sup>301</sup> The ICD-10 Code for influenza and pneumonia (J09-J18), for 2010, shows 50,097 deaths (death rate of 16.2).

**Disease -- LEGIONNAIRES' -- By Mortality**

1. 1976 -- July-Aug, Legionella pneumophila (Legionnaires' Disease), Philadelphia, PA --29-34
2. 1977 -- Legionella pneumophila (Legionnaires'), sum-fall esp., CA/2 OH/1 TN/3 VT/17-- 32
3. 2015 -- July-mid Aug, Legionella pneumophila/Legionnaires', South Bronx, NYC, NY-- 16
4. 1965 -- July 27-Aug, "Legionnaires' Disease" outbreak, St. Elizabeth's Hospital, DC -- 14
5. 2014 -- June-Oct 2015, Legionella pneumophila/Legionnaires' Disease, Flint, MI -- 12

**Disease -- LEGIONNAIRES' -- Chronological**

1. 1965 -- July 27-Aug, "Legionnaires' Disease" outbreak, St. Elizabeth's Hospital, DC -- 14
2. 1976 -- July-Aug, Legionella pneumophila (Legionnaires' Disease), Philadelphia, PA --29-34
3. 1977 -- Legionella pneumophila (Legionnaires'), sum-fall esp., CA/2 OH/1 TN/3 VT/17-- 32
4. 2014 -- June-Oct 2015, Legionella pneumophila/Legionnaires' Disease, Flint, MI -- 12
5. 2015 -- July-mid Aug, Legionella pneumophila/Legionnaires', South Bronx, NYC, NY-- 16

### **Disease – LEPROSY –By Mortality**

1. 1938 -- leprosy (Hansen's disease, infectious and parasitic diseases Int. code 33)	--	45
2. 1940 -- leprosy (Hansen's disease, infectious and parasitic diseases Int. code 23)	--	43
3. 1936 -- leprosy (Hansen's disease, infectious and parasitic diseases Int. code 33)	--	31
4. 1937 -- leprosy (Hansen's disease), infectious and parasitic diseases Int. code 33	--	25
5. 1942 -- leprosy	--	25
6. 1944 -- leprosy (Hansen's disease), infectious and parasitic diseases Int. code 23	--	24
7. 1948 -- leprosy (Hansen's disease), infectious and parasitic diseases code 23	--	21
8. 1939 -- leprosy (Hansen's disease), infectious and parasitic diseases code 23	--	20
9. 1946 -- leprosy (Hansen's disease), infectious and parasitic diseases Int. code 23	--	16
10. 1947 -- leprosy (Hansen's disease), infectious and parasitic diseases code 23	--	16
1962 -- leprosy (Hansen's disease)	--	8
1966 -- leprosy (Hansen's disease)	--	6
1968 -- leprosy (Hansen's disease), ICD-8 code 030; HI (4), TX (1)	--	5
1970 -- leprosy (Hansen's disease), ICD-8 code 030; FL (1), HI (3), LA (1)	--	5
1949 -- leprosy (Hansen's disease)	--	4
1967 -- leprosy (Hansen's disease)	--	4
1969 -- leprosy (Hansen's disease), ICD-8 code 030; HI (2), TX (2)	--	4
1965 -- leprosy (Hansen's disease)	--	3

### **Disease – LEPROSY – Chronological**

1. 1936 -- leprosy (Hansen's disease, infectious and parasitic diseases Int. code 33)	--	31
2. 1937 -- leprosy (Hansen's disease), infectious and parasitic diseases Int. code 33	--	25
3. 1938 -- leprosy (Hansen's disease, infectious and parasitic diseases Int. code 33)	--	45
4. 1939 -- leprosy (Hansen's disease), infectious and parasitic diseases code 23	--	20
5. 1940 -- leprosy (Hansen's disease, infectious and parasitic diseases Int. code 23)	--	43
6. 1942 -- leprosy (Hansen's disease, infectious and parasitic diseases Int. code 23)	--	25
7. 1944 -- leprosy (Hansen's disease), infectious and parasitic diseases Int. code 23	--	24
8. 1946 -- leprosy (Hansen's disease), infectious and parasitic diseases Int. code 23	--	16
9. 1947 -- leprosy (Hansen's disease), infectious and parasitic diseases code 23	--	16
10. 1948 -- leprosy (Hansen's disease), infections and parasitic diseases code 23	--	21
1949 -- leprosy (Hansen's disease)	--	4
1962 -- leprosy (Hansen's disease)	--	8
1965 -- leprosy (Hansen's disease)	--	3
1966 -- leprosy (Hansen's disease)	--	6
1967 -- leprosy (Hansen's disease)	--	4
1968 -- leprosy (Hansen's disease), ICD-8 code 030; HI (4), TX (1)	--	5
1969 -- leprosy (Hansen's disease), ICD-8 code 030; HI (2), TX (2)	--	4
1970 -- leprosy (Hansen's disease), ICD-8 code 030; FL (1), HI (3), LA (1)	--	5

## Disease -- MALARIA -- By Mortality

1.	1829-1833/esp. 1833--malaria? epidemic, West Coast Natives; CA/20K, OR-WA/10K--30,000	
2.	1861-65--Apr-June, malaria, Civil War, Union/10K & Confederate/20K forces	~30,000
3.	1879 -- June-May 1880, "malarial fever," esp. AL, AR, GA, IL, MS and MO	--20,231
4.	1900 -- malarial fever, esp. AR/1,730, TX/1,331, LA/1,030, AL/1,005, GA/1,001	--14,874
5.	1936 -- malaria, international list #38, Census Bureau. <i>Mortality Statistics 1936</i>	--3,943
6.	1930 -- malaria, nationwide, especially AL, AR, FL, GA, LA, MS, OK, SC, TN, TX	--3,572
7.	1920 -- malaria, esp. MS/683, LA/586, SC/487FL/344, NC/210 and TN/183 <sup>302</sup>	--3,136
8.	1937 -- malaria, international list #38, Census Bureau. <i>Vital Statistics, Part I</i>	--2,729
9.	1931 -- malaria, esp. AL, AR, FL, GA, LA, MS, MO, SC, TN	--2,536
10.	1938 -- malaria, international list #38, Census Bureau. <i>Vital Statistics, Part I</i>	--2,378
11.	1925 -- malaria, esp. MS/426, FL/338, AL/306, LA/256, MO/189, SC/183, TN/155	--2,132
12.	1939 -- malaria, U.S., esp. May-Nov, especially AL, AR, FL, GA, LA, MS, SC, TX	--1,761
13.	1940 -- malaria, nationwide, especially AL, AR, GA, MS, SC and TX	--1,442
14.	1941 -- malaria. Census Bureau. <i>Vital Statistics, Part I, Mortality</i> , p. 150	--1,178
15.	1942 -- malaria. Census Bureau. <i>Vital Statistics of US 1942 -- Part II...Mortality</i>	-- 861
16.	1943 -- malaria, Bureau of Census. <i>Vital Statistics...1943, Part II...Mortality</i> . P. 192	-- 646
17.	1944 -- malaria, infectious and parasitic diseases International List code 28	-- 580
18.	1946 -- malaria, infectious and parasitic diseases International List code 28	-- 341
19.	1862 -- Feb-Jun 1865 (41 mo.), malarial fevers, <sup>303</sup> Confederate POWs, Camp Douglas IL--	233
20.	1947 -- malaria, infectious and parasitic diseases Int. list code 28	-- 214
21.	1948 -- malaria, infectious and parasitic diseases ICD code 28	-- 170
22.	1864 -- Feb 24-Aug 3, malarial fevers, <sup>304</sup> Union POWs, Ft. Sumter, Andersonville GA	-- 149
23.	1949 -- malaria (codes 110-117)	-- 118
24.	1950 -- malaria, codes 110, 112, and 116, sixth revision of international lists of 1948	-- 75
25.	1953 -- malaria, one to three deaths in 16 States, 9 in Texas	-- 33
26.	1863 -- malaria (probably), Maidu Natives, Pence's Ranch, Butte County, CA <sup>305</sup>	-- 30
27.	1952 -- malaria, one to three deaths in 15 States	-- 25
28.	1954 -- malaria, one to three deaths each in 17 States	-- 24
29.	1955 -- malaria, deaths in 11 States	-- 18
30.	1957 -- malaria	-- 14
31.	1985 -- malaria, ICD-9 codes 084.0-084.9, death rate 0.01 per 100,000	-- 13
32.	1993 -- malaria, ICD-9 codes 084.0-084.9, death rate 0.005 per 100,000	-- 12
33.	2002 -- malaria, ICD-10 code B50-54, death rate 0.004 per 100K; all States <10 deaths	-- 12
34.	1956 -- malaria	-- 11
35.	1969 -- malaria, ICD-8 codes 084.0-084.9; CA/PA/WI (2 each), CT/FL/MI/TN/TX/1 ea.--	11
36.	1989 -- malaria, ICD-9 codes 084.0-084.9, death rate 0.004 per 100,000	-- 11
37.	2010 -- malaria, ICD-10 codes B50-B54, no State had at least 10 deaths	-- 10

<sup>302</sup> Based on death certificate data from 34 "registration states" as well as 17 cites in non-registration states of AL, GA, ND, OK, TX and WV, representing 82.3% of total estimated U.S. and Hawaii territory population. AK was not a State. Other non-reporting states were AZ, AR, ID, IA, MN, NM, SD, and WY.

<sup>303</sup> Categorized as intermittent (lets-up but then comes back) and remittent (fluctuating body temperatures).

<sup>304</sup> Categorized as intermittent (lets-up but then comes back) and remittent (fluctuating body temperatures).

<sup>305</sup> Deaths in a three-week period (Aug 30, 1863 Marysville, CA *Appeal* report). Cook (1976, p. 275) estimates that "at least 100 must have perished" in an extended time-frame. "undoubtedly" from malaria.

38. 2013 -- malaria, ICD-10 Codes B50-B54 -- 10

**Disease - MALARIA - By Mortality - (continued):**

2001 -- malaria, ICD-10 codes B50-B54, death rate 0.003 per 100,000	--	9
1965 -- malaria	--	8
1963 -- malaria	--	7
1968 -- malaria, ICD-8 codes 084.0-084.9; CA (2), DC/MD/MN/OK/TX (1 each)	--	7
1973 -- malaria, ICD-10 Code 084, FA/1, IL/2, IN/1, MI/1, NJ/1, ND/1	--	7
1971 -- malaria; ICD-8 code 084; AL, AR, CA, OH, OK, SC (1 each)	--	6
2019 -- malaria, ICD-10 codes B50-B54	--	6
1970 -- malaria; ICD 8 code 084; FA, MI, PA, TX, VA (1 each)	--	5
1978 -- malaria, CA (1), FL (1), NY, (1), NC (1), PA (1)	--	5
1967 -- malaria	--	4
1974 -- malaria; ICD-8 code 084.0-085.5, 084.8 and 084.9; IN, MN, NY, PA 1 each	--	4
1975 -- malaria; ICD-8 code 084.0-085.5, 084.8 and 084.9; AR/1, CA/1, VA/2	--	4
1976 -- malaria, AZ (1), CA (1), NY (1), WI (1)	--	4
1977 -- malaria, CA (1), MD (1), WA (1)	--	3

**Disease -- MALARIA -- Chronological**

1. 1829-1833/esp. 1833--malaria? epidemic, West Coast Natives; CA/20K, OR-WA/10K --30,000
2. 1861-65--Apr-June, malaria, Civil War, Union/10K & Confederate/20K forces ~30,000
3. 1862 -- Feb-Jun 1865 (41 mo.), malarial fevers,<sup>306</sup> Confederate POWs, Camp Douglas IL-- 233
4. 1863 -- malaria (probably), Maidu Natives, Pence's Ranch, Butte County, CA<sup>307</sup> -- 30
5. 1864 -- Feb 24-Aug 3, malarial fevers,<sup>308</sup> Union POWs, Ft. Sumter, Andersonville GA -- 149
6. 1879 -- June-May 1880, "malarial fever," esp. AL, AR, GA, IL, MS and MO --20,231
7. 1900 -- malarial fever, esp. AR/1,730, TX/1,331, LA/1,030, AL/1,005, GA/1,001 --14,874
8. 1920 -- malaria, esp. MS/683, LA/586, SC/487FL/344, NC/210 and TN/183<sup>309</sup> --3,136
9. 1925 -- malaria, esp. MS/426, FL/338, AL/306, LA/256, MO/189, SC/183, TN/155 --2,132
10. 1930 -- malaria, nationwide, esp. AL, AR, FL, GA, LA, MS, OK, SC, TN, TX --3,572
11. 1931 -- malaria, esp. AL, AR, FL, GA, LA, MS, MO, SC, TN --2,536
12. 1936 -- malaria, international list #38, Census Bureau. *Mortality Statistics 1936* --3,943
13. 1937 -- malaria, international list #38, Census Bureau. *Vital Statistics, Part I* --2,729
14. 1938 -- malaria, international list #38, Census Bureau. *Vital Statistics, Part I* --2,378
15. 1939 -- malaria, esp. May-Nov, especially AL, AR, FL, GA, LA, MS, SC, TX --1,761
16. 1940 -- malaria, especially AL, AR, GA, MS, SC and TX --1,442
17. 1942 -- malaria. Census Bureau. *Vital Statistics of US 1942 -- Part II...Mortality* -- 861
18. 1943 -- malaria, Bureau of Census. *Vital Statistics...1943, Part II...Mortality*. P. 192 -- 646
19. 1944 -- malaria, infectious and parasitic diseases International List code 28 -- 580
- 1945 (thereabout) DDT was first used widely to kill mosquitoes carrying malaria**
20. 1946 -- malaria, infectious and parasitic diseases International List code 28 -- 341
21. 1947 -- malaria, infectious and parasitic diseases International List code 28 -- 214
22. 1948 -- malaria, infectious and parasitic diseases ICD code 28 -- 170
23. 1949 -- malaria (codes 110-117) -- 118
24. 1950 -- malaria, codes 110, 112, and 116, sixth revision of international lists of 1948 -- 75
25. 1952 -- malaria, one to three deaths in 15 States -- 25
26. 1953 -- malaria, one to three deaths in 16 States, 9 in Texas -- 33
27. 1954 -- malaria, one to three deaths each in 17 States -- 24
28. 1955 -- malaria, deaths in 11 States -- 18
29. 1956 -- malaria, CT, DC, NY, OK/4, SC, WV -- 11
30. 1957 -- malaria -- 14

<sup>306</sup> Categorized as intermittent (lets-up but then comes back) and remittent (fluctuating body temperatures).

<sup>307</sup> Deaths in a three-week period (Aug 30, 1863 Marysville, CA *Appeal* report). Cook (1976, p. 275) estimates that "at least 100 must have perished" in an extended time-frame. "undoubtedly" from malaria.

<sup>308</sup> Categorized as intermittent (lets-up but then comes back) and remittent (fluctuating body temperatures).

<sup>309</sup> Based on death certificate data from 34 "registration states" as well as 17 cites in non-registration states of AL, GA, ND, OK, TX and WV, representing 82.3% of total estimated U.S. and Hawaii territory population. AK was not a State. Other non-reporting states were AZ, AR, ID, IA, MN, NM, SD, and WY.

**Disease** – **MALARIA** -- **Chronological** – (continued):

1963 -- malaria	--	7
1965 -- malaria	--	8
1967 -- malaria	--	4
1968 -- malaria, ICD-8 codes 084.0-084.9; CA (2), DC/MD/MN/OK/TX (1 each)	--	7
31. 1969 -- malaria, ICD-8 codes 084.0-084.9; CA/PA/WI (2 each), CT/FL/MI/TN/TX/1 each--	11	
1970 -- malaria; ICD 8 code 084; FA, MI, PA, TX, VA (1 each)	--	5
1971 -- malaria; ICD-8 code 084; AL, AR, CA, OH, OK, SC (1 each)	--	6
1973 -- malaria, ICD-10 Code 084, FA/1, IL/2, IN/1, MI/1, NJ/1, ND/1	--	7
1974 -- malaria; ICD-8 code 084.0-085.5, 084.8 and 084.9; IN, MN, NY, PA 1 each	--	4
1975 -- malaria; ICD-8 code 084.0-085.5, 084.8 and 084.9; AR/1, CA/1, VA/2	--	4
1976 -- malaria, AZ (1), CA (1), NY (1), WI (1)	--	4
1977 -- malaria, CA (1), MD (1), WA (1)	--	3
1978 -- malaria, CA (1), FL (1), NY, (1), NC (1), PA (1)	--	5
32. 1985 -- malaria, ICD-9 codes 084.0-084.9, death rate 0.01 per 100,000	--	13
33. 1989 -- malaria, ICD-9 codes 084.0-084.9, death rate 0.004 per 100,000	--	11
34. 1993 -- malaria, ICD-9 codes 084.0-084.9, death rate 0.005 per 100,000	--	12
2001 -- malaria, ICD-10 codes B50-B54, death rate 0.003 per 100,000	--	9
35. 2002 -- malaria, ICD-10 code B50-54, death rate 0.004 per 100K; all States <10 deaths	--	12
36. 2010 -- malaria, ICD-10 codes B50-B54, no State had at least 10 deaths	--	10
37. 2013 -- malaria, ICD-10 codes B50-B54	--	10
2019 -- malaria, ICD-10 codes B50-B54	--	6

**Disease -- MEASLES (rubella) Subset -- By Mortality**

1. 1900 -- measles, esp. TX/1,412, AR/1,274, NY/1,174, MS/950, PA/815 & TN/974 --12,866
2. 1861-65--Apr-June, measles, Civil War, Union and Confederate troops ~11,000
3. 1659 -- measles epidemic, Native Americans, FL --10,000
4. 1848 -- Sep-early '49, measles/whooping cough/dysentery/influenza epidemics, HI --10,000
5. 1889-90, June-May, measles, esp. NY/757, PA/676, KY/513 MO/513 OH/714 AL/496--9,256
6. 1870 -- measles, nationwide, especially children --9,237
7. 1880 -- measles, nationwide, especially GA, IL, IN, KS and MO --8,254
8. 1913 -- measles, US "registration area" (65.1%), esp. PA/1,578, NY/1,120, OH/679 --8,108
9. 1920 -- measles, 34 registration states, esp. NY/1,177, PA/1,153, OH/750, IL/496<sup>310</sup> --7,712
10. 1906 -- measles, nationwide, especially children --5,087
  
11. 1921 -- measles, nationwide, especially children --4,667
12. 1914 -- measles; US state and local "registration area" (66.8% of pop.), esp. DE/AL --4,461
13. 1907 -- measles, Census "Registration" States and localities, especially children --4,302
14. 1912 -- measles, US "registration area" (~65% population), NYC (671) --4,240
  
15. 1935 -- measles, international list #7, Census Bureau. *Mortality Statistics 1935* --3,907
16. 1860 -- measles, nationwide, especially NY, OH, MO and PA, esp. children 3,809-3,900
17. 1931 -- measles, especially children, especially IL and PA --3,576
18. 1938 -- measles, international list #7, Census Bureau. *Vital Statistics 1938, Part I* --3,296
19. 1896 -- measles, esp. NYC/714, Brooklyn/333, Philadelphia/191, Cincinnati/100, CT --3,178
  
20. 1850 -- measles, especially NY/505, OH/363, PA/316, VA/222, MO/189, IN/163 --2,988
21. 1900 -- Jun-Dec, measles / Flu epidemics, Native Alaskans, esp. western AK<sup>311</sup>--~2000-2500
22. 1925 -- measles, 40 Registration states, esp. PA/503, MA/349, NY/323, IL/217, NJ/124 --2,404
23. 1941 -- measles, esp. children, esp. VA (170), GA (160), KY (158), SC (138), TN (133) --2,279
  
24. 1592-96--measles epidemic, Seneca natives, central and western NY --100s, possibly 1000s
25. 1944 -- measles, especially Jan-June, nationwide, especially CA, GA, OH, PA, TX --1,923
26. 1937 -- measles, international list #7, Census Bureau. *Vital Statistics 1938, Part I* --1,501
27. 1946 -- measles, International List infectious and parasitic diseases code 35 --1,310
28. 1942 -- measles. Census Bureau. *Vital Statistics of US 1942 -- Part II...Mortality* --1,302
29. 1943 -- measles, especially children --1,301
30. 1936 -- measles, international list #7, Census Bureau. *Mortality Statistics 1936* --1,267
31. 1939 -- measles, international list #35, Census Bureau. *Vital Statistics 1939, Pt. I* --1,174
32. 1772 -- measles epidemics, Charleston, SC (800-900), Philadelphia, PA (180) --980-1,080
  
33. 1949 -- measles (code 085); PHS, *Vital Statistics...[US] 1949, Part II...Mortality* -- 949
34. 1948 -- measles, 1948 ICD infectious and parasitic diseases code 35 -- 888
35. 1951 -- measles, esp. TX/102, KY/43, OH/39, CA/37, IL/31, MO/30, PA/26, OK/25 -- 688

<sup>310</sup> Based on death certificate data, 34 "registration states" as well as 17 cites in non-registration states of AL, GA, ND, OK, TX and WV, with estimated pop. of 87,45,921 or 82.3% of total estimated U.S. and Hawaii territory population. AK was not a State. Other non-reporting states were AZ, AR, ID, IA, MN, NM, SD, and WY.

<sup>311</sup> Cross-listed in influenza.



- 36. 1911 -- measles, NYC, NY -- 659
- 37. 1915 -- measles, NYC, NY -- 630
- 38. 1952 -- measles, 24 states double digits, esp. PA/49, NY/48, AL&TN/40, IN&KY/30, IL/25 -- 621

**Disease -- MEASLES (rubella) Subset -- By Mortality (Fewer than ten deaths):**

- 39. 1958 -- measles, esp. TX/50, OH/36, IL/34, NY/NC/PA/28 each, KY, 23, IN/20 -- 552
- 40. 1956 -- measles, 21 states double digits, esp. IL/41 TX/31 OH/30 NC/29 PA/28, MI/26-- 530
- 41. 1954 -- measles, 21 states double digits, esp. NY/36, TX/36, NC/35, PA/34, KY/27 -- 524
  
- 42. 1953 -- measles, 23 states double digits, esp. TX/56 MO/27 CA/25 AR/24 PA/21 AK/20 -- 483
- 43. 1947 -- measles, Int. List infectious and parasitic diseases code 35 -- 472
- 44. 1950 -- measles, esp. children, esp. MS (34), KY (30), MI (28), OH (27), NJ (26), TN (25) -- 468
- 45. 1836-37 -- measles, New York City, NY -- 443
- 46. 1961 -- measles; US death rate 0.2 per 100K; AK/6.0, AR/0.7, KY/0.7, SC/06 -- 434
- 47. 1964 -- measles, esp. TX/68 CA/34 NY/30 MS/25 KY/21 TN/20 IL/17 SC/17 NC/15 -- 421
  
- 48. 1957 -- measles, esp. CA/37, TX/32, MI/22, GA/20, AL/AZ/NM/15, MN & TN/14 -- 389
- 49. 1960 -- measles, especially children, esp. TX/52, NY/31, LA/21, IL/18, MI/17, OH/17-- 380
- 50. 1959 -- measles, especially children, esp. PA/36 CA/31, TX/27, MO/19, IL/NJ/NY/16-- 385
- 51. 1914 -- measles, NYC, NY -- 367
- 52. 1963 -- measles, esp. MI/27 TX/25 AZ/24 CA/22 WI/19 OH/18 PA/15 NY/14 AK/13 -- 364
- 53. 1955 -- measles, 7 states double digits, esp. TX/35, CA/30, NY/28, AZ/25, NM/23 -- 345
- 54. 1945 -- measles, especially children -- 307
  
- 55. 1965 -- measles, esp. TX (42), GA (16), LA (16), OH (13), PA (12), AL (11), CA (11)-- 276
- 56. 1966 -- measles, esp. TX/36, IL/27, CA/19, SC/14, NY/12, AZ/MS/PA/TN/10 each -- 261
- 57. 1847 -- measles epidemic, fall, Cayuse Indians, Southwestern WA -- >200
  
- 58. 1872 -- measles epidemic, Philadelphia, PA -- 143
- 59. 1713 -- Oct-1714, measles epidemic, Boston (100) MA (also CT, RI, NY, NJ, NH, PA) -- >109
- 60. 1990 -- measles Resurgence (largest loss of life since 1971), esp. young children --79-108
- 61. 1758-59 -- measles epidemic, Philadelphia, PA (cases also in MA ME NJ SC VA) -- >100
  
- 62. 1971 -- measles/rubeola; ICD-8 code 055; esp. MO/10, TX/8, PA/7, AL/5, KY/5 OH/5 -- 90
- 63. 1970 -- measles/rubeola; ICD-8 code 055; esp. TX/17, IL/9, OH/6, FL/5 -- 89
- 64. 1888 -- measles epidemic, Omaha Nation, Nebraska Territory -- 87
- 65. 1747 -- measles epidemic, Philadelphia, PA (cases noted also in CT, NH, NY, SC) -- 84
- 66. 1967 -- measles, especially children -- 81
- 67. 1874 -- measles epidemic, Omaha Nation, Nebraska Territory -- 76
- 68. 1989 -- measles, CDC reports 17,850 cases in 47 States and DC --45-62
- 69. 1889 -- measles epidemic, Omaha Nation, Nebraska -- 50
- 70. 1969 -- measles/rubeola; ICD-8 code 055; esp. IL/TX/VA (4 each), AZ/CA/IA (3 each) -- 41
- 71. 1991 -- Jan-Dec, measles resurgence, especially CA (8); NY (15); and PA (9) -- 38
- 72. 1968 -- measles, ICD-8 code 055; AL/AZ/CA/CO/IL/MO/NY/NC/OH/OK/OR/PA/RI/SC/TN/TX/WV-- 24
- 73. 1972 -- measles/rubeola; ICD-8 code 055; esp. MS/6 & TX/4; & CA/FL/GA/IL/KY/ME/TN-- 24

74. 1973 -- measles/rubeola; ICD-8 code 055; esp. CA/2, FL/2, IL/2, MI/2	--	23
75. 1974 -- measles/rubeola; ICD-8 code 055; esp. CA/2, NY/2, SD/2, TX/2	--	20
76. 1975 -- measles/rubeola; ICD-8 code 055; especially IL (4), CA (3), TX (3)	--	20
77. 1977 -- measles (Rubeola), CA/TX/2, CT/FL/GA/IN/MO/NJ/NC/OR/TN/VA/WI/1	--	15
78. 1976 -- measles/rubeola; CA and MI, 2 each, IL/IN/KS/KY/NY/NC/WV/WI 1 each	--	12
79. 1980 -- measles, ICD-9 code 055; CA/2, NJ/2, NY/2, KS/MN/OK/PA/TN (1 each)	--	11
80. 1978 -- measles (Rubeola), ICD-8 code 055; GA/2, IN/2, IA/MI/NJ/NY/OH/TX/VA	--	11
81. 1992 -- measles, especially young children	--	3-11
82. 1759 -- measles, "many...in a short space of time; not a house exempt...", Fairfield NJ--≥10?		

**Disease – MEASLES – By Mortality:**

1715 -- measles, Jan-April, New London, CT	--	9
1979 -- measles, ICD-9 codes 055-056; IL, KS, LA, ME, NJ, PA, TX (1 each)	--	7
1983 -- measles/rubella (German measles) CA/1, FL/1, KS/1, MI/1, MN/1, NM/1, NC/1	--	7
1981 -- measles, US death rate 0.003 per 100K; CA/FL/IN/MA/WA (1 each), OH/2	--	6
1982 -- measles, US death rate 0.003 per 100K; AZ, KY, MI, MS, NH, NY	--	6
1985 -- measles (ICD-9, 055), AZ (1); IL (1); ME (1); MA (1); MO (1, ICD-9, 056)	--	5
1986 -- measles, ICD-9, 055; LA/1, MS/1; ICD-9 056 (rubella/German measles) TX/1	--	3
1988 -- measles, LA County, CA/1 Palm Beach Co., FL/1 Palm Beach Co., OR/1	--	3
1987 -- measles, Bristol and Middlesex counties, MA (boy, 5-9 and man, 55-64)	--	2
2019 -- measles and rubella (German measles)	--	2
1984 -- measles (ICD-9, 055), KY (1) Male, 35-44 (CDC WONDER)	--	1
1996 -- measles	--	1
2003 -- measles	--	1
2004-2014 – measles	--	0
2015 -- measles, Clallam County, WA	--	1

**Disease -- MEASLES -- Chronological**

1. 1592-96--measles epidemic, Seneca natives, central and western NY --100s, possibly 1000s
2. 1659 -- measles epidemic, Native Americans, FL --10,000
3. 1713 -- Oct-1714, measles epidemic, Boston (100) MA (also CT, RI, NY, NJ, NH, PA) -->109
4. 1715 -- measles, Jan-April, New London, CT -- 9
5. 1747 -- measles epidemic, Philadelphia, PA (cases noted also in CT, NH, NY, SC) -- 84
6. 1758-59 -- measles epidemic, Philadelphia, PA (cases also in MA ME NJ SC VA) -- >100
7. 1759 -- measles, “many...in a short space of time; not a house exempt...”, Fairfield, NJ--≥10?
8. 1772 -- measles epidemics, Charleston, SC (800-900), Philadelphia, PA (180) --980-1,080
  
9. 1836-37 -- measles, New York City, NY -- 443
10. 1847 -- measles epidemic, fall, Cayuse Indians, Southwestern WA -- >200
11. 1848 -- Sep-early '49, measles/Whooping Cough/dysentery/influenza epidemics, HI --10,000
12. 1850 -- measles, especially NY/505, OH/363, PA/316, VA/222, MO/189, IN/163 --2,988
13. 1860 -- measles, especially NY, OH, MO and PA 3,809-3,900
14. 1861-65--Apr-June, measles, Civil War, Union and Confederate troops ~11,000
15. 1870 -- measles, nationwide, especially children --9,237
16. 1872 -- measles epidemic, especially children, Philadelphia, PA -- 143
17. 1874 -- measles epidemic, Omaha Nation, Nebraska Territory -- 76
18. 1880 -- measles, nationwide, especially GA, IL, IN, KS and MO --8,254
19. 1888 -- measles epidemic, Omaha Nation, Nebraska Territory -- 87
20. 1889 -- measles epidemic, Omaha Nation, Nebraska -- 50
21. 1889-90, June-May, measles, esp. NY/757, PA/676, KY/513 MO/513 OH/714 AL/496--9,256
22. 1896 -- measles, esp. NYC/714, Brooklyn/333, Philadelphia/191, Cincinnati/100, CT --3,178
  
23. 1900 -- measles, esp. TX/1,412, AR/1,274, NY/1,174, MS/950, PA/815 & TN/974 12,866
24. 1900 -- June-Dec, measles / Flu epidemics, Native Alaskans, esp. western AK<sup>312</sup> ~2000-2500
25. 1906 -- measles, nationwide, especially children --5,087
26. 1907 -- measles, Census “Registration” States and localities --4,302
  
27. 1911 -- measles, NYC, NY -- 659
28. 1912 -- measles, US “registration area” (~65% population), NYC (671) --4,240
29. 1913 -- measles, US “registration area” (65.1%), esp. PA/1,578, NY/1,120, OH/679 --8,108
30. 1914 -- measles; US state and local “registration area” (66.8% of pop.), esp. DE/AL --4,461
31. 1915 -- measles, NYC, NY -- 630
  
32. 1920 -- measles, 34 registration states, esp. NY/1,177, PA/1,153, OH/750, IL/496<sup>313</sup> --7,712
33. 1921 -- measles, especially children, nationwide --4,667
34. 1925 -- measles, 40 Registration states, esp. PA/503, MA/349, NY/323, IL/217, NJ/124 --2,404

---

<sup>312</sup> Cross-listed in influenza.

<sup>313</sup> Based on death certificate data from 34 “registration states” as well as 17 cites in non-registration states of AL, GA, ND, OK, TX and WV, representing 82.3% of total estimated U.S. and Hawaii territory population. AK was not a State. Other non-reporting states were AZ, AR, ID, IA, MN, NM, SD, and WY.

**Disease -- MEASLES -- Chronological**

35. 1931 -- measles, especially children, especially IL and PA --3,576  
36. 1935 -- measles, international list #7, Census Bureau. *Mortality Statistics 1935* --3,907  
37. 1936 -- measles, international list #7, Census Bureau. *Mortality Statistics 1936* --1,267  
38. 1937 -- measles, international list #7, Census Bureau. *Vital Statistics 1938*, Part I --1,501  
39. 1938 -- measles, international list #7, Census Bureau. *Vital Statistics 1938*, Part I --3,296  
40. 1939 -- measles, international list #35, Census Bureau. *Vital Statistics 1939*, Pt. I --1,174
41. 1941 -- measles, esp. children, esp. VA (170), GA (160), KY (158), SC (138), TN (133) --2,279  
42. 1942 -- measles. Census Bureau. *Vital Statistics of US 1942 -- Part II...Mortality* --1,302  
43. 1943 -- measles, especially children --1,301  
44. 1944 -- measles, especially Jan-June, nationwide, especially CA, GA, OH, PA, TX --1,923  
45. 1945 -- measles, especially children -- 307  
46. 1946 -- measles, International List infectious and parasitic diseases code 35 --1,310  
47. 1947 -- measles, International List infectious and parasitic diseases code 35 -- 472  
48. 1948 -- measles, 1948 ICD infectious and parasitic diseases code 35 -- 888  
49. 1949 -- measles (code 085); PHS, *Vital Statistics...[US] 1949, Part II...Mortality* -- 949
50. 1950 -- measles, esp. children, esp. MS (34), KY (30), MI (28), OH (27), NJ (26), TN (25) -- 468  
51. 1951 -- measles, esp. TX/102, KY/43, OH/39, CA/37, IL/31, MO/30, PA/26, OK/25 -- 688  
52. 1952 -- measles, 24 states double digits, esp. PA/49, NY/48, AL&TN/40 IN&KY/30 IL/25 -- 621  
53. 1953 -- measles, 23 states double digits, esp. TX/56 MO/27 CA/25 AR/24 PA/21 AK/20 MS/20--483  
54. 1954 -- measles, 21 states double digits, esp. NY/36, TX/36, NC/35, PA/34, KY/27 -- 524  
55. 1955 -- measles, 7 states double digits, esp. TX/35, CA/30, NY/28, AZ/25, NM/23 -- 345  
56. 1956 -- measles, 21 states double digits, esp. IL/41 TX/31 OH/30 NC/29 PA/28, MI/26-- 530  
57. 1957 -- measles, esp. CA/37, TX/32, MI/22, GA/20, AL/AZ/NM/15, MN & TN/14 -- 389  
58. 1958 -- measles, esp. TX/50, OH/36, IL/34, NY/NC/PA/28 each, KY, 23, IN/20 -- 552  
59. 1959 -- measles, especially children, esp. PA/36, CA/31, TX/27, MO/19, IL/NJ/NY/16-- 385
60. 1960 -- measles, especially children, esp. TX/52, NY/31, LA/21, IL/18, MI/17, OH/17-- 380  
61. 1961 -- measles; US death rate 0.2 per 100K; AK/6.0, AR/0.7, KY/0.7, SC/06 -- 434  
62. 1962 -- measles, death rate 0.2 per 100K, esp. AK/4.5, AZ/0.9, TX/0.6, LA/TN/0.5 -- 408

**1963 -- measles vaccine becomes available.**

63. 1963 -- measles, esp. MI/27 TX/25 AZ/24 CA/22 WI/19 OH/18 PA/15 NY/14 AK/13 -- 364  
64. 1964 -- measles, esp. TX/68 CA/34 NY/30 MS/25 KY/21 TN/20 IL/17 SC/17 NC/15 -- 421  
65. 1965 -- measles, esp. TX (42), GA (16), LA (16), OH (13), PA (12), AL (11), CA (11)-- 276  
66. 1966 -- measles, esp. TX/36, IL/27, CA/19, SC/14, NY/12, AZ/MS/PA/TN/10 each -- 261  
67. 1967 -- measles, especially children -- 81  
68. 1968 -- measles, ICD-8 code 055; AL/AZ/CA/CO/IL/MO/NY/NC/OH/OK/OR/PA/RI/SC/TN/TX/WV-- 24  
69. 1969 -- measles/rubeola; ICD-8 code 055; esp. IL/TX/VA (4 each), AZ/CA/IA (3 each) -- 41
70. 1970 -- measles/rubeola; ICD-8 code 055; esp. TX/17, IL/9, OH/6, FL/5 -- 89

71. 1971 -- measles/rubeola; ICD-8 code 055; esp. MO/10, TX/8, PA/7, AL/5, KY/5, OH/5--	90
72. 1972 -- measles/rubeola; ICD-8 code 055; esp. MS/6 & TX/4; & CA/FL/GA/IL/KY/ME/TN--	24
73. 1973 -- measles/rubeola; ICD-8 code 055; esp. CA/2, FL/2, IL/2, MI/2	-- 23
74. 1974 -- measles/rubeola; ICD-8 code 055; esp. CA/2, NY/2, SD/2, TX/2	-- 20
75. 1975 -- measles/rubeola; ICD-8 code 055; especially IL (4), CA (3), TX (3)	-- 20
76. 1976 -- measles/rubeola; CA and MI, 2 each, IL/IN/KS/KY/NY/NC/WV/WI 1 each	-- 12
77. 1977 -- measles/rubeola; CA/TX/2, CT/FL/GA/IN/MO/NJ/NC/OR/TN/VA/WI/1	-- 15
78. 1978 -- measles/rubeola; ICD-8 code 055; GA/2, IN/2, IA/MI/NJ/NY/OH/TX/VA	-- 11
1979 -- measles/rubeola, ICD-9 codes 055-056; IL, KS, LA, ME, NJ, PA, TX (1 each)--	7

**Disease -- MEASLES -- Chronological (continued):**

79. 1980 -- measles, ICD-9 code 055; CA/2, NJ/2, NY/2, KS/MN/OK/PA/TN (1 each)	-- 11
1981 -- measles, US death rate 0.003 per 100K; CA/FL/IN/MA/WA (1 each), OH/2	-- 6
1982 -- measles, US death rate 0.003 per 100K; AZ, KY, MI, MS, NH, NY	-- 6
1983 -- measles/rubella (German measles) CA/1, FL/1, KS/1, MI/1, MN/1, NM/1, NC/1	-- 7
1984 -- measles (ICD-9, 055), KY (1) Male, 35-44 (CDC WONDER search)	-- 1
1985 -- measles (ICD-9, 055), AZ (1); IL (1); ME (1); MA (1); MO (1, ICD-9, 056)	-- 5
1986 -- measles, ICD-9, 055; LA/1, MS/1; ICD-9 056 (rubella/German measles) TX/1--	3
1987 -- measles, Bristol and Middlesex counties, MA (boy, 5-9 and man, 55-64)	-- 2
1988 -- measles, LA County, CA/1 Palm Beach Co., FL/1 Palm Beach Co., OR/1	-- 3
80. 1989 -- measles, CDC reports 17,850 cases in 47 States and DC	--45-62
81. 1990 -- measles resurgence (largest loss of life since 1971), esp. young children	--79-108
82. 1991 -- Jan-Dec, measles resurgence, especially CA (8); NY (15); and PA (9)	-- 38
83. 1992 -- measles, especially young children	-- 3-11
1993 -- measles	-- 0
1994 -- measles	-- 0
1995 -- measles	-- 0
1996 -- measles	-- 1
1997 -- measles	-- 0
1998 -- measles	-- 0
1999 -- measles	-- 0
2000 -- measles	-- 0
2001 -- measles	-- 0
2002 -- measles	-- 0
2003 -- measles	-- 1
2004 -- measles	-- 0
2005 -- measles	-- 0
2006 -- measles	-- 0
2007 -- measles	-- 0
2008 -- measles	-- 0
2009 -- measles	-- 0
2010 -- measles	-- 0

2011 -- measles	--	0
2012 -- measles	--	0
2013 -- measles	--	0
2014 -- measles	--	0
2015 -- measles, Clallam County, WA	--	1
2016 -- measles and rubella (German measles)	--	0
2019 -- measles and rubella (German measles)	--	2

**Disease – MENINGOCOCCAL INFECTIONS (meningitis, cerebrospinal, spotted fever)<sup>314</sup>**  
**– By Mortality**

1. 1900 -- meningitis, esp. NY/2602, PA/1613, IL/1318, MA/1206, OH/1189, NJ/909 19,423
2. 1879 -- June-May 1880, meningitis, nationwide, esp. KY, NY, PA, MO and TN --7,481
3. 1905 -- cerebrospinal meningitis epidemic, esp. NYC/1511-2025; also CT/NH/NJ/MA --5,114
4. 1904 -- cerebrospinal meningitis, esp. NYC/1,083-1,403, Hartford, CT/108, NJ/245 --3,284
5. 1906 -- epidemic Cerebro-spinal meningitis, esp. NY/1,117 (NYC/600), PA/385 --3,258
6. 1936 -- epidemic cerebrospinal meningitis, int. list #18, Census Bur. *Mortality Statistics* --3,020
7. 1943 -- cerebrospinal (meningococcus) meningitis; Census Bureau. *Vital Statistics 1943*, II, 192--2,927
8. 1931 -- epidemic cerebrospinal meningitis,<sup>315</sup> U.S., esp. IL, NY and PA --2,832
9. 1944 -- cerebrospinal meningitis, nationwide, esp. CA, IL, MI, NJ, NY, OH, PA --2,812
10. 1937 -- epidemic cerebrospinal meningitis, int. list #18, Census. *Vital Statistics*, Pt. I --2,208
  
11. 1945 -- cerebrospinal (meningococcus) meningitis (code 6 communicable disease) --1,728
12. 1946 -- cerebrospinal (meningococcus) meningitis infections (Int. List No. 6) --1,257
13. 1925 -- meningococcus meningitis, esp. NY/148, PA/79, IL/56, OH/53, MA/51 --1,095
14. 1872 -- cerebral spinal meningitis, MA (esp. Boston), NYC, PA (esp. Philly) --1,090
15. 1938 -- epidemic cerebrospinal meningitis, international list #18, *Vital Statistics*, Pt. I --1,024
  
16. 1942 -- cerebrospinal meningitis. US Census. *Vital Statistics...1942...Mortality*. -- 981
17. 1947 -- cerebrospinal (meningococcus) meningitis infections (Int. List No. 6) -- 917
18. 1949 -- meningococcal infections (code 057); *Vital Statistics...[US] 1949, Part II* -- 917
  
19. 1966 -- meningococcal infections, esp. CA/109, TX/59, OH/50, NY/40, NC/38 -- 876
20. 1948 -- cerebrospinal (meningococcus) meningitis infections (code 6, ICD 1, 1948) -- 873
21. 1939 -- cerebrospinal meningitis, int. list #6, Census Bureau. *Vital Statistics 1939*, Pt. I-- 863
  
22. 1864 -- cerebral spinal meningitis epidemic, Carbondale & Philadelphia, PA -- 784
23. 1911 -- Oct-June 8, 1912, cerebrospinal meningitis epidemic, esp. TX , OK, MO -- 740
24. 1941 -- cerebrospinal meningitis -- 713
  
25. 1940 -- cerebrospinal meningitis, Census Bureau. *Vital Statistics II, 1940, Mortality*, p.210-- 694
26. 1967 -- meningococcal infections -- 635
  
27. 1873 -- cerebral spinal meningitis, Boston & Lowell MA, Philadelphia, PA -- 499
28. 1893 -- cerebrospinal meningitis epidemic, New York City, NY --469-489
29. 1881 -- cerebrospinal meningitis epidemic, New York City, NY -- 461
  
30. 1812 -- Feb-Apr, Spotted fever/meningitis, esp. Acworth & Antrim NH; Pomfret & Reading VT--265-325
  
31. 1811 -- “Spotted fever” (meningitis), NH ( $\geq 10$ ) & VT, esp. Woodstock (60-70), VT--103-108
  
32. 1984 -- meningococcal meningitis, ICD-9 code 036.0, esp. CA and NY (8 each) -- 95

<sup>314</sup> Also includes meningococcal meningitis.

<sup>315</sup> “epidemic cerebrospinal meningitis,” is the name used for this disease in U.S. Census, *Mortality Statistics 1931*.

**Disease – MENINGOCOCCAL INFECTIONS (meningitis, cerebrospinal, spotted fever)–  
By Mortality**

33. 1997 -- meningococcal meningitis, ICD-9 code 036.0; death rate 0.03; esp. CA/12	--	89
34. 1985 -- meningococcal meningitis, especially TX (9), NY (8), CA (7), NJ/5, PA/5	--	88
35. 1986 -- meningococcal meningitis, ICD-9 code 036.0, esp. CA (13), NY (10)	--	88
36. 1989 -- meningococcal meningitis, ICD-9 code 036.0, especially CA/20, NY/13	--	88
37. 1988 -- meningococcal meningitis, ICD-9 code 036.0/death rate 0.04 per 100K, esp. CA/13	--	87
38. 1994 -- meningococcal meningitis, US death rate 0.03 per 100K; esp. CA/14, TX/12	--	84
39. 1995 -- meningococcal meningitis, ICD-9 code 036.0; death rate 0.03	--	82
40. 1996 -- meningococcal meningitis, ICD-9 code 036.0; death rate 0.03	--	82
41. 1998 -- meningococcal meningitis, ICD-9 code 036.0; death rate 0.03; esp. CA (13)	--	73
42. 1990 -- meningococcal meningitis, ICD-9 code 036.0, especially CA, 13 deaths	--	72
43. 2000 -- meningococcal meningitis, ICD-10 code A39.0; death rate 0.025; esp. CA (15)	--	71
44. 1889 -- Jan-Feb, cerebrospinal meningitis epidemic, Webster County, KY	--50-	70
45. 1993 -- meningococcal meningitis, US death rate 0.03 per 100K; esp. CA (10)	--	70
46. 1999 -- meningococcal meningitis, ICD-10 code A39.0; death rate 0.024; esp. CA (10)	--	67
47. 1987 -- meningococcal meningitis, ICD-9 code 036.0, death rate 0.03 per 100K, esp. CA/13	--	64
48. 1992 -- meningococcal meningitis, US death rate 0.02 per 100K	--	61
49. 2001 -- meningococcal meningitis, ICD-10 code A39.0; no state over 9 deaths	--	61
50. 1991 -- meningococcal meningitis, US death rate 0.02 per 100K, CA 0.03/10 deaths	--	59
51. 2002 -- meningococcal meningitis, ICD-10 code A39.0; no state over 9 deaths	--	53
52. 2003 -- meningococcal meningitis, ICD-10 code A39.0, CA only state over 9 deaths	--	49
53. 2004 -- meningococcal meningitis, ICD-10 code A39.0 (all states below 10 deaths)	--	38
54. 2006 -- meningococcal meningitis, ICD-10 Code A39.0 (all states below 10 deaths)	--	32
55. 2008 -- meningococcal meningitis, ICD-10 Code A39.0 (all states below 10 deaths)	--	31
56. 2009 -- meningococcal meningitis, ICD-10 Code A39.0 (all states below 10 deaths)	--	28
57. 2005 -- meningococcal meningitis, ICD-10 code A39.0 (all states below 10 deaths)	--	27
58. 2011 -- meningococcal meningitis, ICD 10 Code A39.0 (no state 10 or more deaths)	--	26
59. 2007 -- meningococcal meningitis, ICD-10 Code A39.0 (all states below 10 deaths)	--	24
60. 2010 -- meningococcal meningitis, ICD 10 Code A39.0	--	14
61. 2015 -- meningococcal meningitis, ICD 10 Code A39.0 (no state with $\geq 10$ deaths)	--	12
62. 2012 -- meningococcal meningitis, ICD 10 Code A39.0	--	11
63. 2014 -- meningococcal meningitis, ICD 10 Code A39.0 (no state with $\geq 10$ deaths)	--	10
2013 -- meningococcal meningitis, ICD 10 Code A39.0	--	9



**Disease -- MENINGITIS (cerebrospinal; meningococcal; spotted fever) – Chronological**

1. 1811 -- “Spotted fever” (meningitis), NH ( $\geq 10$ ) & VT, esp. Woodstock (60-70), VT--103-108
2. 1812 -- Feb-Apr, Spotted fever/meningitis, esp. Acworth & Antrim NH; Pomfret & Reading VT--265-325
3. 1864 -- cerebral spinal meningitis epidemic, Carbondale & Philadelphia, PA -- 784
4. 1872 -- cerebral spinal meningitis, MA (esp. Boston), NYC, PA (esp. Philly) --1,090
5. 1873 -- cerebral spinal meningitis, Boston & Lowell MA, Philadelphia, PA -- 499
6. 1879 -- June-May 1880, meningitis, nationwide, esp. KY, NY, PA, MO and TN --7,481
7. 1881 -- cerebrospinal meningitis epidemic, New York City, NY -- 461
8. 1889 -- Jan-Feb, Cerebro-spinal meningitis epidemic, Webster County, KY --50-70
9. 1893 -- cerebrospinal meningitis epidemic, New York City, NY --469-489
10. 1900 -- meningitis, esp. NY/2602, PA/1613, IL/1318, MA/1206, OH/1189, NJ/909 --19,423
11. 1904 -- cerebrospinal meningitis, esp. NYC/1,083-1,403, Hartford, CT/108, NJ/245 --3,284
12. 1905 -- cerebrospinal meningitis epidemic, esp. NYC/1511-2025; also CT/NH/NJ/MA --5,114
13. 1906 -- epidemic Cerebro-spinal meningitis, esp. NY/1,117 (NYC/600), PA/385 --3,258
14. 1911 -- Oct-June 8, 1912, meningitis epidemic, esp. TX , OK, MO -- 740
15. 1925 -- meningococcus meningitis, esp. NY/148, PA/79, IL/56, OH/53, MA/51 --1,095
16. 1931 -- epidemic cerebrospinal meningitis,<sup>316</sup> U.S., especially IL, NY and PA --2,832
17. 1936 -- epidemic cerebrospinal meningitis, int. list #18, Census Bur. *Mortality Statistics* --3,020
18. 1937 -- epidemic cerebrospinal meningitis, int. list #18, Census. *Vital Statistics*, Pt. I --2,208
19. 1938 -- epidemic cerebrospinal meningitis, international list #18, *Vital Statistics*, Pt. I --1,024
20. 1939 -- cerebrospinal meningitis, int. list #6, Census Bureau. *Vital Statistics 1939*, Pt. I-- 863
21. 1940 -- cerebrospinal meningitis, Census Bureau. *Vital Statistics II, 1940, Mortality*, p.210-- 694
22. 1941 -- cerebrospinal meningitis -- 713
23. 1942 -- cerebrospinal meningitis. Census Bureau. *Vital Statistics...1942...Mortality*. -- 981
24. 1943 -- cerebrospinal (meningococcus) meningitis; Census Bureau. *Vital Statistics 1943*, II, 192--2,927
25. 1944 -- cerebrospinal meningitis, nationwide, esp. CA, IL, MI, NJ, NY, OH, PA --2,812
26. 1945 -- cerebrospinal (meningococcus) meningitis (code 6 communicable disease) --1,728
27. 1946 -- cerebrospinal (meningococcus) meningitis infections (Int. List No. 6) --1,257
28. 1947 -- cerebrospinal (meningococcus) meningitis infections (Int. List No. 6) -- 917
29. 1948 -- cerebrospinal (meningococcus) meningitis infections (code 6, ICD 1, 1948) -- 873
30. 1949 -- meningococcal infections (code 057); *Vital Statistics...[US] 1949, Part II* -- 917
31. 1966 -- meningococcal infections, esp. CA/109, TX/59, OH/50, NY/40, NC/38 -- 876
32. 1967 -- meningococcal infections -- 635

---

<sup>316</sup> “epidemic cerebrospinal meningitis,” is the name used for this malady in U.S. Census, *Mortality Statistics 1931*.

**Disease -- MENINGITIS (cerebrospinal; meningococcal; spotted fever) -- Chronological**

33. 1984 -- meningococcal meningitis, ICD-9 code 036.0, esp. CA and NY (8 each)	--	95
34. 1985 -- meningococcal meningitis, especially TX (9), NY (8), CA (7), NJ/5, PA/5	--	88
35. 1986 -- meningococcal meningitis, ICD-9 code 036.0, esp. CA (13), NY (10)	--	88
36. 1987 -- meningococcal meningitis, ICD-9 code 036.0, death rate 0.03 per 100K, esp. CA/13	--	64
37. 1988 -- meningococcal meningitis, ICD-9 code 036.0/death rate 0.04 per 100K, esp. CA/13	--	87
38. 1989 -- meningococcal meningitis, ICD-9 code 036.0, especially CA/20, NY/13	--	88
39. 1990 -- meningococcal meningitis, ICD-9 code 036.0, especially CA, 13 deaths	--	72
40. 1991 -- meningococcal meningitis, ICD-9 code 036.0, especially CA, 10 deaths	--	59
41. 1992 -- meningococcal meningitis, ICD-9 code 036.0	--	61
42. 1993 -- meningococcal meningitis, ICD-9 code 036.0, especially CA, 10 deaths	--	70
43. 1994 -- meningococcal meningitis, ICD-9 code 036.0, especially CA/14, TX/12	--	84
44. 1995 -- meningococcal meningitis, ICD-9 code 036.0; death rate 0.03	--	82
45. 1996 -- meningococcal meningitis, ICD-9 code 036.0; death rate 0.03	--	82
46. 1997 -- meningococcal meningitis, ICD-9 code 036.0; death rate 0.03; esp. CA/12	--	89
47. 1998 -- meningococcal meningitis, ICD-9 code 036.0; death rate 0.03; esp. CA (13)	--	73
48. 1999 -- meningococcal meningitis, ICD-10 code A39.0; death rate 0.024; esp. CA (10)	--	67
49. 2000 -- meningococcal meningitis, ICD-10 code A39.0; death rate 0.025; esp. CA (15)	--	71
50. 2001 -- meningococcal meningitis, ICD-10 code A39.0; no state over 9 deaths	--	61
51. 2002 -- meningococcal meningitis, ICD-10 code A39.0; no state over 9 deaths	--	53
52. 2003 -- meningococcal meningitis, ICD-10 code A39.0, CA only state over 9 deaths	--	49
53. 2004 -- meningococcal meningitis, ICD-10 code A39.0 (all states below 10 deaths)	--	38
54. 2005 -- meningococcal meningitis, ICD-10 code A39.0 (all states below 10 deaths)	--	27
55. 2006 -- meningococcal meningitis, ICD-10 code A39.0 (all states below 10 deaths)	--	32
56. 2007 -- meningococcal meningitis, ICD-10 Code A39.0 (all states below 10 deaths)	--	24
57. 2008 -- meningococcal meningitis, ICD-10 Code A39.0 (all states below 10 deaths)	--	31
58. 2009 -- meningococcal meningitis, ICD-10 Code A39.0 (all states below 10 deaths)	--	28
59. 2010 -- meningococcal meningitis, ICD 10 Code A39.0	--	14
60. 2011 -- meningococcal meningitis, ICD 10 Code A39.0 (no state 10 or more deaths)	--	26
61. 2012 -- meningococcal meningitis, ICD 10 Code A39.0	--	11
2013 -- meningococcal meningitis, ICD 10 Code A39.0	--	9
62. 2014 -- meningococcal meningitis, ICD 10 Code A39.0 (no state with $\geq$ 10 deaths)	--	10
63. 2015 -- meningococcal meningitis, ICD 10 Code A39.0 (no state with $\geq$ 10 deaths)	--	12

**Disease -- MUMPS -- By Mortality**

1. 1920 -- mumps, 33 registration states	-- 152
2. 1952 -- mumps, US PHS <i>Vital Statistics of US 1952: Vol. II, Mortality</i> (code 089)	-- 55
3. 1961 -- mumps	-- 53
4. 1951 -- mumps (code 089)	-- 48
5. 1963 -- mumps	-- 48
6. 1953 -- mumps (code 089)	-- 46
7. 1954 -- mumps (code 089, International List, 6 <sup>th</sup> Revision, 1948)	-- 45
8. 1962 -- mumps	-- 43
9. 1960 -- mumps	-- 42
10. 1950 -- mumps, code 089 in 6 <sup>th</sup> rev. of International Lists (in UPS Mortality Data)--	40
11. 1958 -- mumps, U.S. Public Health Service, <i>Vital Statistics-Mortality 1958</i> , p. 94	-- 37
12. 1967 -- mumps	-- 37
13. 1965 -- mumps	-- 31
14. 1968 -- mumps; ICD-8 code 072; especially CA (5)	-- 25
15. 1969 -- mumps; ICD-8 code 072; especially NY (4)	-- 22
16. 1970 -- mumps; ICD-8 code 072; MI/NY/NC/2 ea., AR/CA/IL/ME/ND/OH/TX/VA/WA/WI/1 ea.--	16
17. 1972 -- mumps; ICD-8 code 072; TX/4, CA/2, IN/2, NY/2, PA/2, UT/2, WV/2	-- 16
18. 1971 -- mumps; ICD-8 code 072; AL, CA, ID, IL, IN, KS, MS NE NJ NY OR TN TX--	15
19. 1973 -- mumps; ICD-8 code 072; CA/2, 1 each FL ID MN OK OR PA RI TN WA WV--	12
1975 -- mumps; ICD-8 code 072; CA, LA, NC, OH, TX, VA, WI and WY 1 each	-- 8
1976 -- mumps, CA (1), LA (1), MD (1), NJ (1), NY (1), OH (1), PA (1), TX (1)	-- 8
1974 -- mumps; ICD-8 code 072; AL, LA, MA, MO, OR, WA 1 each	-- 6
1977 -- mumps, CA (1), GA (1), MI (1), NC (1), WI (1)	-- 5
1978 -- mumps, MN (1), NM (1), TX (1)	-- 3

**Disease -- MUMPS -- Chronological**

1. 1920 -- mumps, 33 registration states	-- 152
2. 1950 -- mumps, code 089 in 6 <sup>th</sup> rev. of International Lists (in UPS Mortality Data)	-- 40
3. 1951 -- mumps (code 089)	-- 48
4. 1952 -- mumps, US PHS <i>Vital Statistics of US 1952: Vol. II, Mortality</i> (code 089)	-- 55
5. 1953 -- mumps (code 089)	-- 46
6. 1954 -- mumps (code 089, International List, 6 <sup>th</sup> Revision, 1948)	-- 45
7. 1955 -- mumps	-- 43
8. 1958 -- mumps, U.S. Public Health Service, <i>Vital Statistics-Mortality 1958</i> , p. 94	-- 37
9. 1960 -- mumps	-- 42
10. 1961 -- mumps	-- 53
11. 1962 -- mumps	-- 43
12. 1963 -- mumps	-- 48
13. 1965 -- mumps	-- 31
<b>1967 -- mumps vaccine introduced in the U.S.</b>	
14. 1967 -- mumps	-- 37
15. 1968 -- mumps; ICD-8 code 072; especially CA (5)	-- 25
16. 1969 -- mumps; ICD-8 code 072; especially NY (4)	-- 22
17. 1970 -- mumps; ICD-8 code 072; MI/NY/NC/2 ea., AR/CA/IL/ME/ND/OH/TX/VA/WA/WI/1 ea.--	16
<b>1971 -- mumps vaccine combined with measles and rubella (German measles) vaccine</b>	
18. 1971 -- mumps; ICD-8 code 072; AL, CA, ID, IL, IN, KS, MS, NE NJ NY OR TN TX--	15
19. 1972 -- mumps; ICD-8 code 072; TX/4, CA/2, IN/2, NY/2, PA/2, UT/2, WV/2	-- 16
20. 1973 -- mumps; ICD-8 code 072; CA/2, 1 each FL ID MN OK OR PA RI TN WA WV--	12
1974 -- mumps; ICD-8 code 072; AL, LA, MA, MO, OR, WA 1 each	-- 6
1975 -- mumps; ICD-8 code 072; CA, LA, NC, OH, TX, VA, WI and WY 1 each	-- 8
1976 -- mumps, CA (1), LA (1), MD (1), NJ (1), NY (1), OH (1), PA (1), TX (1)	-- 8
1977 -- mumps, CA (1), GA (1), MI (1), NC (1), WI (1)	-- 5
1978 -- mumps, MN (1), NM (1), TX (1)	-- 3

**Disease – PLAGUE – by Mortality**

1. 1900-04 -- bubonic plague “epidemic,” May-Feb, San Francisco, CA	-- 113
2. 1907 -- May 27-Dec 31, bubonic plague epidemic, San Francisco, CA	--77-96
3. 1899 -- Dec 11-Mar 31, 1900 -- bubonic (Black) plague (Asian ship), Honolulu, HI	-- 61
4. 1924 -- Oct-Nov esp. pneumonic and bubonic plague epidemic, Los Angeles, CA	--35-37
1980 -- plague (all forms/5, bubonic/2), New Mexico (3), CA (1), NV (1)	-- 5
1947 -- plague, Int. List No. 3	-- 1
1967 -- bubonic plague	-- 1

**Disease – PLAGUE – Chronological**

1. 1899 -- Dec 11-Mar 31, 1900 -- bubonic (Black) plague (Asian ship), Honolulu, HI	-- 61
2. 1900-04 -- bubonic plague “epidemic,” May-Feb, San Francisco, CA	-- 113
3. 1907 -- May 27-Dec 31, bubonic plague epidemic, San Francisco, CA	--77-96
4. 1924 -- Oct-Nov esp. pneumonic and bubonic plague epidemic, Los Angeles, CA	--35-37
5. 1947 -- plague, Int. List No. 3	-- 1
1967 -- bubonic plague	-- 1
1980 -- plague (all forms/5, bubonic/2), New Mexico (3), CA (1), NV (1)	-- 5

**Diseases -- PNEUMONIA and Pleurisy -- By Mortality**

1. 1967 -- pneumonia --55,417
2. 1862 -- Feb-Jun 1865 (41 mo.), pneumonia/pleurisy, Confederate POWs, Camp Douglas IL --1,296
3. 1864 -- Feb-June 1865 (17 mo.), pneumonia/pleurisy, Confederate POWs, Camp Chase, OH-- 954
4. 1864 -- July-June 1865 (12 mo.), pneumonia/pleurisy, Confederate POWs, Elmira, NY-- 773

**Diseases -- PNEUMONIA and Pleurisy -- Chronological**

1. 1862 -- Feb-Jun 1865 (41 mo.), pneumonia/pleurisy, Confederate POWs, Camp Douglas IL --1,296
2. 1864 -- Feb-June 1865 (17 mo.), pneumonia/pleurisy, Confederate POWs, Camp Chase, OH-- 954
3. 1864 -- July-June 1865 (12 mo.), pneumonia/pleurisy, Confederate POWs, Elmira, NY-- 773
4. 1967 -- pneumonia --55,417

**Disease -- POLIO (poliomyelitis) – By Mortality**

1. 1916 -- July-Sep esp. polio, esp. NYC/NY (3,331), NJ (1,180), PA (414) 6,745->7,000
2. 1952 -- polio, esp. IL/258, TX/≥240, MI/218 CA/217 MN/200 OH, IA/163 KY/132 NE/115 ~3,300
3. 1949 -- July-Nov esp., polio, esp., NY/320, IL/246, MI/210, TX/183, NJ/180, CA/236 --2,720
4. 1910 -- Sum-fall esp., polio, esp. IA/161, MA/122, MN/97, NY/170, PA/269 --1,459-2,449
5. 1931 -- polio, esp. July-Oct (Aug peak), esp. NY, NJ, MI, MA, IL, CT, PA 2,139-2,144
6. 1927 -- polio (acute), esp. late summer and fall, esp. children, esp. CA, MA, OH --2,013
7. 1950 -- polio (acute), esp. Jul-Nov (1,611 deaths), esp. CA, IL, MI, NY, OH, PA, TX --1,904
8. 1948 -- polio, esp. CA/365, MN/196, TX/190, NC/143, WI/92, SD/90 OH/87 IA/76 --1,895
9. 1946 -- July-Nov esp., polio, esp. MN/216, IL/185, TX/102, CA/99, MO/97, KS/91 --1,845
10. 1921 -- polio (acute), esp. late summer-fall, esp. children, esp. NY, IL, WA, MI --1,597
  
11. 1951 -- polio (acute), especially July-Nov, especially CA, IL, TX 1,551-1,555
12. 1925 -- polio, esp. late Sum.-fall, esp. children, esp. NY/208, CA/149, MN/140 --1,519
13. 1937 -- polio (acute), especially late summer and fall, especially children --1,461
14. 1953 -- polio (acute), especially CA, IL, MI, and NY --1,450
11. 1954 -- polio, acute; esp. TX/138 & CA/119; 33 other states double digit deaths --1,389
15. 1928 -- polio (acute), especially late summer and fall, especially children --1,381
16. 1944 -- polio (acute), especially July-Nov (1,070 deaths), esp. NY, OH and PA --1,381
17. 1930 -- polio (acute), especially late summer and fall, especially children --1,370
18. 1945 -- polio (acute), Jan-Dec, especially July-Nov (Sept. peak), esp. children --1,186
19. 1917 -- polio, Census area (27 States/DC/43 cities), esp. Chicago/177 OH/128 VA/69 ≥1,182
20. 1943 -- polio (acute), especially late summer and fall, especially children --1,151
21. 1912 -- polio, acute anterior, code 63; Census “registration area” was 63.2% of pop. --1,081
22. 1924 -- polio (acute), especially late summer and fall, especially children --1,079
23. 1911 -- polio, US registration area (63.1%), esp. OH/137, NY/101, PA/93, IN/69, KY/61--1,060
24. 1955 -- polio (acute); all States, esp. MA/168 (Boston ~200), WI/166, NY/77, TX/76 --1,043
25. 1935 -- polio (acute), especially late summer-and fall, especially children --1,040
26. 1940 -- polio (acute), esp. late summer-fall, esp. IL, IN, IA, KS, MI, OH and WV --1,026
  
27. 1932 -- polio (acute), especially late summer and fall, especially children -- 885
28. 1913 -- polio, acute, esp. June-Sep (Sep peak), US “registration area” (65.1% pop.) -- 864
29. 1934 -- polio (acute), especially late summer and fall, especially children -- 852
30. 1926 -- polio (acute), especially late summer and fall, especially children -- 851
31. 1923 -- polio (acute), especially late summer and fall, especially children -- 850
32. 1929 -- polio (acute), especially late summer and fall, especially children -- 812
33. 1941 -- polio (acute), especially late summer and fall, especially children -- 807
  
34. 1933 -- polio (acute), especially late summer and fall, especially children -- 797
35. 1922 -- polio (acute), especially late summer and fall, especially children -- 790
36. 1936 -- polio (acute), especially late summer and fall, especially children -- 780
37. 1939 -- polio (acute), especially late summer and fall, especially children -- 773
38. 1920 -- polio (acute), especially late summer and fall, 33 “registration states” -- 769
39. 1919 -- polio (acute). Especially late summer and fall, especially children -- 747
40. 1914 -- polio (acute anterior), esp. late sum.-fall, esp. children, esp. NY/88, PA/65, VT/54-- 720

**Disease -- POLIO (poliomyelitis) -- By Mortality:**

41. 1915 -- polio, esp. late summer-fall, US registration area (67-1% pop.) esp. children	--	691
42. 1947 -- polio (acute), especially late summer and fall, especially children	--	580
43. 1909 -- polio (acute), especially MA (74), MN (30) and NE (135) ND (19)	--	569
44. 1956 -- polio/acute, 15 states in double-digits, esp. TX/76, IL/71, CA/62, NY/29, WI/26--		566
45. 1942 -- polio (acute), especially late summer and fall, especially children	--	561
46. 1938 -- polio (acute), especially late summer and fall, especially children	--	487
47. 1959 -- polio (acute, as opposed to late effects of), esp. NY/49, MO/34, IA/22	--	454
48. 1958 -- polio (acute), esp. MI/36, OH/20, TX/20, CA/13, MO/12, IL/NY/PA/WV/11 each--		255
49. 1960 -- polio (acute, as opposed to late effects), especially NY/26, CA/24, TX/14, PA	--	230
50. 1957 -- polio, acute; double digit states: CA/22, IL/17, IN/11, MI/14, OH/13, TX/38	--	221
51. 1918 -- June-Nov, polio outbreak, IA, IL, IN, MN, PA, WI, esp. Staten Island, NY	--	~180
52. 1964 -- polio, acute/17, and late effects of acute poliomyelitis/115	--	132
53. 1968 -- polio; ICD-8 codes 040-044; esp. CA/15, TX/12, NY/8, OH/8, MI/7, FL/6	--	130
54. 1907 -- summer-autumn (Sep peak), polio epidemic, NY, esp. greater NYC	--	100-125
55. 1967 -- polio, acute and late effects	--	121
56. 1969 -- polio; ICD-8 codes 040-044; especially CA/17, OH/10, FL/8, TX/7, MO/WI	--	110
57. 1971 -- polio; ICD-8 codes 040-044; especially CA/13, NY/11, TX/8, PA/7, NC/5	--	108
58. 1977 -- polio (acute poliomyelitis, ICD-8 codes 040-045), US death rate 0.05 per 100K	--	100
59. 1978 -- polio (acute poliomyelitis, ICD-8 codes 040-045), US death rate 0.04 per 100K	--	95
60. 1973 -- polio; ICD-8 codes 040-044; esp. CA/8, NY/7, TX/6, MA/5, WV/5	--	93
61. 1961 -- polio, acute (as opposed to late effects), 33 States, esp. mid-Atlantic, esp. NY/15--		90
62. 1976 -- polio (acute poliomyelitis, ICD-8 codes 040-045), especially CA/11, MI/6	--	90
63. 1974 -- polio; acute poliomyelitis/ICD-8 codes 040-044; especially CA (10), NY (9)	--	89
64. 1908 -- summer-fall, polio outbreak, IA, MA, MI, MN (13), VA, esp. WI (61)	--	87
65. 1975 -- polio (acute poliomyelitis, ICD-8 codes 040-044), especially CA (9), NY (6)	--	78
66. 1972 -- polio; ICD-8 codes 040-044; esp. CA/18, FL/6 and NY/6	--	76
67. 1962 -- polio (acute), especially children	--	60
68. 1963 -- polio, acute; not including late effects of poliomyelitis, esp. children, esp. CA/5--		41
69. 1894 -- polio epidemic, VE, especially Rutland & Wallingford	--	18
70. 1965 -- polio, acute (does not include late effects of poliomyelitis), especially TX (4)	--	16
1966 -- polio (acute), especially children	--	9
1980 -- polio, DE (1), NY (2), OH (2), PA (1)	--	6
1979 -- polio, CA (2), CT (1), MA (1)	--	4



**Disease -- POLIO (poliomyelitis) -- CHRONOLOGICAL**

1. 1894 -- polio (acute), VE, especially Rutland & Wallingford -- 18
2. 1907 -- polio (acute) epidemic, summer-fall (Sep peak), NY, esp. greater NYC --100-125
3. 1908 -- polio (acute), summer-fall, IA, MA, MI , MN (13), VA, esp. WI (61) -- 87
4. 1909 -- polio (acute), especially MA (74), MN (30) and NE (135) ND (19) -- 569
5. 1910 -- polio, summer-fall esp., esp. IA/161, MA/122, MN/97, NY/170, PA/269--1,459-2,449
6. 1911 -- polio, US registration area (63.1%), esp. OH/137, NY/101, PA/93, IN/69, KY/61--1,060
7. 1912 -- polio, acute anterior, code 63; Census “registration area” was 63.2% of pop. --1,081
8. 1913 -- polio, acute, esp. June-Sep (Sep peak), US “registration area” (65.1% pop.) -- 864
9. 1914 -- polio (acute anterior), esp. late sum.-fall, esp. children, esp. NY/88, PA/65, VT/54--720
10. 1915 -- polio, esp. late summer-fall, US registration area (67-1% pop.) esp. children -- 691
11. 1916 -- polio, July-Sep esp., esp. NYC/NY (3,331), NJ (1,180), PA (414) --6,745->7,000
12. 1917 -- polio, Census area (27 States/DC/43 cities), esp. Chicago/177 OH/128 VA/69 ≥1,182
13. 1918 -- polio (acute), esp. Jun-Nov, IA, IL, IN, MN, PA, WI, esp. Staten Island, NY --~180
14. 1919 -- polio (acute), especially late summer and fall, especially children -- 747
15. 1920 -- polio (acute) especially late summer and fall (33 “registration states) -- 769
16. 1921 -- polio (acute), esp. late summer-fall, esp. children, esp. NY, IL, WA, MI --1,597
17. 1922 -- polio (acute), especially late summer and fall, especially children -- 790
18. 1923 -- polio (acute), especially late summer and fall, especially children -- 850
19. 1924 -- polio (acute), especially late summer and fall, especially children --1,079
20. 1925 -- polio, esp. late Sum.-fall, esp. children, esp. NY/208, CA/149, MN/140 --1,519
21. 1926 -- polio (acute), especially late summer and fall, especially children -- 851
22. 1927 -- polio (acute), esp. late summer and fall, esp. children, esp. CA, MA, OH --2,013
23. 1928 -- polio (acute), especially late summer and fall, especially children --1,381
24. 1929 -- polio (acute), especially late summer and fall, especially children -- 812
25. 1930 -- polio (acute), especially late summer through fall, especially children --1,370
26. 1931 -- polio, esp. July-Oct (Aug peak), esp. NY, NJ, MI, MA, IL, CT, PA --2,139-2,144
27. 1932 -- polio (acute), especially late summer and fall, especially children -- 885
28. 1933 -- polio (acute), especially late summer and fall, especially children -- 797
29. 1934 -- polio (acute), especially late summer and fall, especially children -- 852
30. 1935 -- polio (acute), especially late summer-and fall, especially children --1,040
31. 1936 -- polio (acute), especially late summer and fall, especially children -- 780
32. 1937 -- polio (acute), especially late summer and fall, especially children --1,461
33. 1938 -- polio (acute), especially late summer and fall, especially children -- 487
34. 1939 -- polio (acute), especially late summer through fall, especially children -- 773
35. 1940 -- polio (acute), nationwide, especially IL, IN, IA, KS, MI, OH and WV --1,026
36. 1941 -- polio (acute), especially late summer and fall, especially children -- 807
37. 1942 -- polio (acute), especially late summer and fall, especially children -- 561
38. 1943 -- polio (acute), especially late summer and fall, especially children --1,151
39. 1944 -- polio, especially July-Nov (1,070 deaths), esp. NY, OH and PA --1,381

- 40. 1945 -- polio (acute), Jan-Dec, especially July-Nov (Sept. peak) --1,186
- 41. 1946 -- July-Nov esp., polio, esp. MN/216, IL/185, TX/102, CA/99, MO/97, KS/91 --1,845
- 42. 1947 -- polio (acute), the year, especially late summer and fall, nationwide -- 580
- 43. 1948 -- polio, esp. CA/365, MN/196, TX/190, NC/143, WI/92, SD/90 OH/87 IA/76 --1,895
- 44. 1949 -- July-Nov esp., polio, esp., NY/320, IL246, MI/210, TX/183, NJ/180, CA/236 --2,720

**Disease -- POLIO (poliomyelitis) – Chronological, cont.**

- 45. 1950 -- polio, esp. July-Nov (1,611 deaths), esp. CA, IL, MI, NY, OH, PA, TX --1,904
- 46. 1951 -- polio (acute), especially July-Nov, especially CA, IL, TX --1,551-1,555
- 47. 1952 -- polio, esp. IL/258, TX/≥240, MI/218 CA/217 MN/200 OH, IA/163 KY/132 NE/115 ~3,300
- 48. 1953 -- polio (acute), especially CA, IL, MI, and NY --1,450
- 49. 1954 -- polio, acute; esp. TX/138 & CA/119; 33 other states double digit deaths --1,389
- 50. 1955 -- polio (acute); all States, esp. MA/168 (Boston ~200), WI/166, NY/77, TX/76 --1,043

**April 13, 1955 – polio vaccine becomes available**

- 51. 1956 -- polio/acute, 15 states in double-digits, esp. TX/76, IL/71, CA/62, NY/29, WI/26--566
- 52. 1957 -- polio, acute; double digit states: CA/22, IL/17, IN/11, MI/14, OH/13, TX/38 -- 221
- 53. 1958 -- polio (acute), esp. MI/36, OH/20, TX/20, CA/13, MO/12, IL/NY/PA/WV/11 each--255
- 54. 1959 -- polio (acute, as opposed to late effects of), esp. NY/49, MO/34, IA/22 -- 454
  
- 55. 1960 -- polio (acute, as opposed to late effects), especially NY/26, CA/24, TX/14, PA -- 230
- 56. 1961 -- polio, acute (as opposed to late effects), 33 States, esp. mid-Atlantic, esp. NY/15-- 90
- 57. 1962 -- polio, acute, especially children -- 60
- 58. 1963 -- polio, acute; not including late effects of poliomyelitis, esp. children, esp. CA/5-- 41
- 59. 1964 -- polio, acute/17, and late effects of acute poliomyelitis/115 -- 132
- 60. 1965 -- polio, acute (does not include late effects of poliomyelitis), especially TX (4) -- 16
- 1966 -- polio, acute, especially children (does not include late effects of poliomyelitis)-- 9
- 61. 1967 -- polio, acute and late effects -- 121
- 62. 1968 -- polio; ICD-8 codes 040-044; esp. CA/15, TX/12, NY/8, OH/8, MI/7, FL/6 -- 130
- 63. 1969 -- polio; ICD-8 codes 040-044; especially CA/17, OH/10, FL/8, TX/7, MO/WI/5-- 110
  
- 64. 1970 -- polio; ICD-8 codes 040-044; especially CA/17, NY/14, TX/13, MI/9, FL/7 -- 128
- 65. 1971 -- polio; ICD-8 codes 040-044; especially CA/13, NY/11, TX/8, PA/7, NC/5 -- 108
- 66. 1972 -- polio; ICD-8 codes 040-044; esp. CA/18, FL/6 and NY/6 -- 76
- 67. 1973 -- polio; ICD-8 codes 040-044; esp. CA/8, NY/7, TX/6, MA/5, WV/5 -- 93
- 68. 1974 -- polio; acute poliomyelitis, ICD-8 codes 040-044; especially CA (10), NY (9) -- 89
- 69. 1975 -- polio; acute poliomyelitis, ICD-8 codes 040-044, especially CA (9), NY (6) -- 78
- 70. 1976 -- polio; acute poliomyelitis, ICD-8 codes 040-045, especially CA/11, MI/6 -- 90
- 71. 1977 -- polio; acute poliomyelitis, ICD-8 codes 040-045, US death rate 0.05 per 100K-- 100
- 72. 1978 -- polio; acute poliomyelitis, ICD-8 codes 040-045, US death rate 0.04 per 100K-- 95
  
- 1979 -- polio, CA (2), CT (1), MA (1) -- 4
- 1980 -- polio, DE (1), NY (2), OH (2), PA (1) -- 6

**Disease -- SCARLET FEVER -- By Mortality**

1. 1860 -- scarlatina (scarlet fever), 38 Census "Registration" States and DC	26,402
2. 1870 -- scarlet fever, especially children, especially IL, MO, NY, PA, WI	20,339
3. 1880 -- scarlet fever, especially children, nationwide, especially IN, NY and PA	16,388
4. 1850 -- scarlet fever, esp. PA/1,974, OH/1,301, NY/1,028, MA/571, MD/561, VA/523	--9,584
5. 1900 -- scarlet fever, esp. PA/894, NY/812, TX/707, IL/643, MA/384, OH/334	--6,333
6. 1907 -- scarlet fever, especially children, Census "Registration" States and localities	--4,309
7. 1920 -- scarlet fever, esp. PA/497, NY/474, OH/383, IL/370, MI/303, MA/218, DE <sup>317</sup>	--4,004
8. 1874 -- scarlet fever, esp. NYC/879, Cincinnati/687, Brooklyn/479, Philly/461, VT	--3,996
9. 1925 -- scarlet fever, esp. PA/343, IL/279, OH/252, MI/216, NY/191, MO/169	--2,762
10. 1871 -- scarlet fever, esp. NYC/791, Baltimore/625, MI/696, MN/335, Philly/262	--2,709
11. 1931 -- scarlet fever, especially children, especially IL	--2,651
12. 1936 -- scarlet fever, international list #8, Census Bureau. <i>Mortality Statistics 1936</i>	--2,493
13. 1937 -- scarlet fever, international list #8, Census Bureau. <i>Vital Statistics 1938, Pt. I</i>	--1,824
14. 1938 -- scarlet fever, international list #8, Census Bureau. <i>Vital Statistics 1939, Pt. I</i>	--1,206
15. 1939 -- scarlet fever, international list #8, Census Bureau. <i>Vital Statistics 1939, Pt. I</i>	-- 853
16. 1796 -- scarlet fever epidemic (especially children), Marblehead, MA and esp. VT	--681-846
17. 1837 -- scarlet fever, Boston, MA, New York City, NY, Philadelphia, PA	-- 823
18. 1911 -- scarlet fever, especially children, NYC, NY	-- 741
19. 1940 -- scarlet fever, Census Bureau. <i>Vital Statistics, Part II, 1940, Mortality</i> , p. 210	-- 668
20. 1912 -- scarlet fever, especially children, NYC, NY	-- 615
21. 1873 -- scarlet fever, especially children, MI	-- 580
22. 1872 -- scarlet fever, especially children, MI	-- 565
23. 1875 -- scarlet fever, esp. children, Michigan (423) and Hudson County, NJ (114)	-- 537
24. 1913 -- scarlet fever, especially children, NYC, NY	-- 507
25. 1949 -- scarlet fever (39)/code 050 and streptococcal sore throat (447)/code 051	-- 486
26. 1836 -- scarlet fever, especially children, Boston, New York City, Philadelphia	-- 458
27. 1941 -- scarlet fever, Census Bureau. <i>Vital Statistics, Part I, Mortality</i> , p. 150	-- 454
28. 1914 -- scarlet fever, especially children, NYC, NY	-- 451
29. 1943 -- scarlet fever; Census Bureau. <i>Vital Statistics...US 1943</i> , II, p. 192	-- 451
30. 1942 -- scarlet fever; Census Bureau. <i>Vital Statistics...US 1942 -- Part II...Mortality</i>	-- 447
31. 1944 -- scarlet fever, Int. List No. 8 (Communicable diseases)	-- 422
32. 1952 -- scarlet fever & streptococcal sore throat, esp. MO/28, NY/22, OH/20, GA/19	-- 352

---

<sup>317</sup> Based on death certificate data from 34 "registration states" as well as 17 cites in non-registration states of AL, GA, ND, OK, TX and WV, representing 82.3% of total estimated U.S. and Hawaii territory population. AK was not a State. Other non-reporting states were AZ, AR, ID, IA, MN, NM, SD, and WY.

33. 1951 -- scarlet fever (72) and streptococcal sore throat (275) -- 347  
 34. 1950 -- scarlet fever (35) and streptococcal sore throat (311) US PHS Mortality Data -- 346  
 35. 1945 -- scarlet fever, Int. List No. 8 (Communicable diseases) -- 303

**Disease -- SCARLET FEVER -- By Mortality -- continued:**

36. 1953 -- scarlet fever and streptococcal sore throat, esp. TX/23, MO/21, NY/20, PA/19-- 296  
 37. 1878 -- scarlet fever, Hudson County, NJ (113); fall, Cincinnati, OH (181) -- 294  
 38. 1915 -- scarlet fever, especially children, NYC, NY -- 291  
 39. 1954 -- scarlet fever/streptococcal sore throat, esp. TX/19, NY/18, PA/17, WI/15, IN/14 -- 263  
 40. 1869 -- scarlet fever, especially children, MI -- 252  
 41. 1956 -- scarlet fever/streptococcal sore throat, esp. TX/21, NY/14, OH/14, WV/12 -- 240  
 42. 1955 -- scarlet fever/streptococcal sore throat, esp. NY/21, OH/12, MO/11, TX/11 -- 235  
 43. 1879 -- scarlet fever epidemic, especially children, Hudson County, NJ -- 232  
 44. 1882 -- Jan 1-26, scarlet fever epidemic, especially children, NY, NJ -- 227  
 45. 1877 -- scarlet fever, especially children, Hudson County, NJ -- 213  
 46. 1957 -- scarlet fever/streptococcal sore throat, esp. TX/15, MO/14, NY/13, OH & PA/12-- 213
47. 1946 -- scarlet fever, Int. List No. 8 -- 198  
 48. 1876 -- scarlet fever, especially children, Hudson County, NJ -- 183  
 49. 1958 -- scarlet fever and streptococcal sore throat, especially TX (12) and KY (10) -- 138  
 50. 1959 -- scarlet fever and streptococcal sore throat, especially TX (12) and KY (10) -- 130  
 51. 1961 -- scarlet fever and streptococcal sore throat, especially CA, TN, TX (10 each) -- 130  
 52. 1894 -- Jan 20-Jun 16, scarlet fever, esp. children, Brooklyn & New York City, NY -- 123
53. 1906 -- scarlet fever, week of Dec 21, especially children, Chicago, IL -- 115  
 54. 1735 -- Aug-July, 1736 -- scarlet fever outbreak, Boston, MA --100-114  
 55. 1960 -- scarlet fever and streptococcal sore throat, especially TX (13) and KY (12) -- 108  
 56. 1947 -- scarlet fever, Int. List No. 8 -- 107  
 57. 1962 -- scarlet fever and streptococcal sore throat, especially TX (10) -- 102  
 58. 1963 -- scarlet fever and streptococcal sore throat, esp. TX (12) and IL (7) -- 102
59. 1964 -- scarlet fever & streptococcal sore throat, esp. MO/6 OH/6, FL/GA/KY/NY/PA/5 each--95
60. 1794 -- scarlet fever, Bolton, Lebanon, East Haven, etc., and esp. New Haven (52) CT-- ≥76  
 61. 1848 -- scarlet fever, especially children, Mobile, AL -- 75
62. 1948 -- scarlet fever, ICD code 8 (1948) -- 68  
 63. 1966 -- scarlet fever and streptococcal sore throat, especially TX (12), NY (10) -- 65  
 64. 1965 -- scarlet fever and streptococcal sore throat, esp. TX/7, GA/NC/SC/ 4 each -- 63
65. 1810-11 -- “canker rash” (diphtheria or scarlet fever),<sup>318</sup> children, Winchendon, MA -- 59  
 66. 1849 -- scarlet fever, especially children, Mobile, AL -- 50

<sup>318</sup> “Canker rash” was term to describe both what was later referred to as scarlet fever and diphtheria. There were similar and dissimilar symptoms. Thus without detailed descriptions at the time it is not clear which disease. Thus, we choose to cross-list this entry in both diphtheria and scarlet fever, rather than once in “Other.”

67. 1967 -- scarlet fever and streptococcal sore throat -- 47

**Disease** – **SCARLET FEVER** – **By Mortality** – continued:

68. 1795 -- scarlett fever, at least 16 MA towns, esp. Beverly/19, Sterling/8, Topsfield/11 --  $\geq$ 39

69. 1804 -- scarlet fever (“Canker Rash”), Reading, Windsor County, VT (15), NYC (14) -- 29

70. 1793 -- scarlet fever, New England (esp. CT), New Jersey, New York, Philadelphia --  $\geq$ 25

71. 1832 -- June 16-22, scarlet fever, Binghamton, NYC, Oneonta, Yonkers -- 17

72. 1854 -- Late March through early April (esp.) scarlet fever outbreak, Jacksonville, FL --  $\leq$ 12

73. 1771 -- May-July, scarlet fever (especially children), Duxbury, MA --  $\geq$ 10

1969 -- scarlet fever, ICD-8 code 034.1; CA (2), FL (2), MS (1), OH (1), TX (1) -- 7

1973 -- scarlet fever, ICD-8 code 034.1; CA/1, IA/1, NV/1, TN/2, TX/1 -- 6

1965 -- scarlet fever -- 5

1970 -- scarlet fever, ICD-8 code 034.1; NC/1, OH/1, PA/1, TX/2 -- 5

1968 -- scarlet fever, ICD-8 code 034.1; AL (1), AR (1), FL (1), WA (1) -- 4

1971 -- scarlet fever; ICD-8 code 34.1; IN/1, IA/1, NC/1, TX/1 -- 4

1978 -- scarlet fever, ICD-8 code 034.1; CA (1), NY (1), TX (2) -- 4

1974 -- scarlet fever, ICD-8 code 034.1; CA (1), NY (1), WA (1) -- 3

1972 -- scarlet fever, ICD-8 code 034.1; OH (2) -- 2

1975 -- scarlet fever, ICD-8 code 034.1; AZ (1), NY (1) -- 2

1976 -- scarlet fever, ICD-8 code 034.1; FL (1), NY (1) -- 2

**Disease -- SCARLET FEVER -- Chronological**

1. 1735 -- Aug-July, 1736 -- scarlet fever outbreak, Boston, MA --100-114
2. 1771 -- May-July, scarlet fever (especially children), Duxbury, MA --  $\geq 10$
3. 1793 -- scarlet fever, New England (esp. CT), New Jersey, New York, Philadelphia --  $\geq 25$
4. 1794 -- scarlet fever, Bolton, Lebanon, East Haven, etc., and esp. New Haven (52) CT--  $\geq 76$
5. 1795 -- Scarlett fever, at least 16 MA towns, esp. Beverly/19, Sterling/8, Topsfield/11 --  $\geq 39$
6. 1796 -- scarlet fever epidemic (especially children), Marblehead, MA and esp. VT --681-846
7. 1804 -- scarlet fever (“Canker Rash”), Reading, Windsor County, VT (15), NYC (14) -- 29
8. 1810-11 -- “Canker Rash” (diphtheria or scarlet fever),<sup>319</sup> children, Winchendon, MA -- 59
9. 1832 -- scarlet fever, Jun 16-22, Binghamton, NYC, Oneonta, Yonkers -- 17
10. 1836 -- scarlet fever, Boston, MA, New York City, NY, Philadelphia, PA -- 458
11. 1837 -- scarlet fever, Boston, MA, New York City, NY, Philadelphia, PA -- 823
12. 1848 -- scarlet fever outbreak, Mobile, AL -- 75
13. 1849 -- scarlet fever outbreak, Mobile, AL -- 50
14. 1850 -- scarlet fever, esp. PA/1,974, OH/1,301, NY/1,028, MA/571, MD/561, VA/523 --9,584
15. 1854 -- Late March through early April (esp.) scarlet fever outbreak, Jacksonville, FL --  $\leq 12$
16. 1860 -- scarlatina (scarlet fever), 38 Census “Registration” States and DC --26,402
17. 1869 -- scarlet fever, especially children, MI -- 252
18. 1870 -- scarlet fever, esp. IL, MO, NY, PA, WI 20,339
19. 1871 -- scarlet fever, esp. NYC/791, Baltimore/625, MI/696, MN/335, Philly/262 --2,709
20. 1872 -- scarlet fever, especially children, MI -- 565
21. 1873 -- scarlet fever, especially children, MI -- 580
22. 1874 -- scarlet fever, esp. NYC/879, Cincinnati/687, Brooklyn/479, Philly/461, VT --3,996
23. 1875 -- scarlet fever, Michigan (423) and Hudson County, NJ (114) -- 537
24. 1876 -- scarlet fever, Hudson County, NJ -- 183
25. 1877 -- scarlet fever, Hudson County, NJ -- 213
26. 1878 -- scarlet fever, Hudson County, NJ (113); fall, Cincinnati, OH (181) -- 294
27. 1879 -- scarlet fever epidemic, Hudson County, NJ -- 232
28. 1880 -- scarlet fever, especially children, nationwide, especially IN, NY and PA 16,388
29. 1882 -- Jan 1-26, scarlet fever outbreak, NY, NJ -- 227
30. 1894 -- scarlet fever outbreak, Jan 20-Jun 16, Brooklyn & New York City, NY -- 123

<sup>319</sup> “Canker rash” was term used to describe what was later referred to as scarlet fever and diphtheria. There were similar and dissimilar symptoms. Thus without detailed descriptions at the time it is not clear which disease. Thus, we choose to cross-list this entry in both diphtheria and scarlet fever, rather than once in “Other.”

**Disease -- SCARLET FEVER -- Chronological**

31. 1900 -- scarlet fever, esp. PA/894, NY/812, TX/707, IL/643, MA/384, OH/334	--6,333
32. 1906 -- scarlet fever, week of Dec 21, Chicago, IL	-- 115
33. 1907 -- scarlet fever, Census "Registration" States and localities	--4,309
34. 1911 -- scarlet fever, NYC, NY	-- 741
35. 1912 -- scarlet fever, NYC, NY	-- 615
36. 1913 -- scarlet fever, NYC, NY	-- 507
37. 1914 -- scarlet fever, NYC, NY	-- 451
38. 1915 -- scarlet fever, NYC, NY	-- 291
39. 1920 -- scarlet fever, esp. PA/497, NY/474, OH/383, IL/370, MI/303, MA/218, DE <sup>320</sup>	--4,004
<b>1924 -- scarlet fever vaccine became available; was eclipsed by penicillin in the 1940s.</b>	
40. 1925 -- scarlet fever, esp. PA/343, IL/279, OH/252, MI/216, NY/191, MO/169	--2,762
41. 1931 -- scarlet fever, especially children, especially IL	--2,651
42. 1936 -- scarlet fever, international list #8, Census Bureau. <i>Mortality Statistics 1936</i>	--2,493
43. 1937 -- scarlet fever, international list #8, Census Bureau. <i>Vital Statistics 1938, Pt. I</i>	--1,824
44. 1938 -- scarlet fever, international list #8, Census Bureau. <i>Vital Statistics 1939, Pt. I</i>	--1,206
45. 1939 -- scarlet fever, international list #8, Census Bureau. <i>Vital Statistics 1939, Pt. I</i>	-- 853
46. 1940 -- scarlet fever, Census Bureau. <i>Vital Statistics, Part II, 1940, Mortality, p. 210</i>	-- 668
47. 1941 -- scarlet fever, Census Bureau. <i>Vital Statistics, 1941, Part I, Mortality, p. 150</i>	-- 454
48. 1942 -- scarlet fever; Census Bureau. <i>Vital Statistics...US 1942 -- Part II...Mortality</i>	-- 447
49. 1943 -- scarlet fever; Census Bureau. <i>Vital Statistics 1943, II, p.192</i>	-- 451
50. 1944 -- scarlet fever, Int. List No. 8 (Communicable diseases)	-- 422
51. 1945 -- scarlet fever, Int. List No. 8 (Communicable diseases)	-- 303
52. 1946 -- scarlet fever, Int. List No. 8	-- 198
53. 1947 -- scarlet fever, Int. List No. 8	-- 107
54. 1948 -- scarlet fever, ICD code 8 (1948)	-- 68
55. 1949 -- scarlet fever (39)/code 050 and streptococcal sore throat (447)/code 051	-- 486
56. 1950 -- scarlet fever (35) and streptococcal sore throat (311) US PHS Mortality Data	-- 346
57. 1951 -- scarlet fever (72) and streptococcal sore throat (275)	-- 347
58. 1952 -- scarlet fever & streptococcal sore throat, esp. MO/28, NY/22, OH/20, GA/19	-- 352
59. 1953 -- scarlet fever and streptococcal sore throat, esp. TX/23, MO/21, NY/20, PA/19	-- 296
60. 1954 -- scarlet fever/streptococcal sore throat, esp. TX/19, NY/18, PA/17, WI/15, IN/14	-- 263
61. 1955 -- scarlet fever/streptococcal sore throat, esp. NY/21, OH/12, MO/11, TX/11	-- 235
62. 1956 -- scarlet fever/streptococcal sore throat, esp. TX/21, NY/14, OH/14, WV/12	-- 240
63. 1957 -- scarlet fever/streptococcal sore throat, esp. TX/15, MO/14, NY/13, OH & PA/12	-- 213

<sup>320</sup> Based on death certificate data from 34 "registration states" as well as 17 cites in non-registration states of AL, GA, ND, OK, TX and WV, representing 82.3% of total estimated U.S. and Hawaii territory population. AK was not a State. Other non-reporting states were AZ, AR, ID, IA, MN, NM, SD, and WY.

64. 1958 -- scarlet fever and streptococcal sore throat, especially TX (12) and KY (10) -- 138  
 65. 1959 -- scarlet fever and streptococcal sore throat, especially TX (12) and KY (10) -- 130

**Disease – SCARLET FEVER – Chronological:**

66. 1960 -- scarlet fever and streptococcal sore throat, especially TX (13) and KY (12) -- 108  
 67. 1961 -- scarlet fever and streptococcal sore throat, especially CA, TN, TX (10 each) -- 130  
 68. 1962 -- scarlet fever and streptococcal sore throat, especially TX (10) -- 102  
 69. 1963 -- scarlet fever and streptococcal sore throat, esp. TX (12) and IL (7) -- 102  
 70. 1964 -- scarlet fever & streptococcal sore throat, esp. MO/6 OH/6, FL/GA/KY/NY/PA/5 each--95  
 71. 1965 -- scarlet fever (5) and streptococcal sore throat/58, esp. TX/7, GA/NC/SC/ 4 each-- 63  
 72. 1966 -- scarlet fever and streptococcal sore throat, especially TX (12), NY (10) -- 65  
 73. 1967 -- scarlet fever and streptococcal sore throat -- 47  
     1968 -- scarlet fever, ICD-8 code 034.1; AL (1), AR (1), FL (1), WA (1) -- 4  
     1969 -- scarlet fever, ICD-8 code 034.1; CA (2), FL (2), MS (1), OH (1), TX (1) -- 7  
  
 1970 -- scarlet fever, ICD-8 code 034.1; NC/1, OH/1, PA/1, TX/2 -- 5  
 1971 -- scarlet fever; ICD-8 code 34.1; IN/1, IA/1, NC/1, TX/1 -- 4  
 1972 -- scarlet fever, ICD-8 code 034.1; OH (2) -- 2  
 1973 -- scarlet fever, ICD-8 code 034.1; CA/1, IA/1, NV/1, TN2, TX/1 -- 6  
 1974 -- scarlet fever, ICD-8 code 034.1; CA (1), NY (1), WA (1) -- 3  
 1975 -- scarlet fever, ICD-8 code 034.1; AZ (1), NY (1) -- 2  
 1976 -- scarlet fever, ICD-8 code 034.1; FL (1), NY (1) -- 2  
 1978 -- scarlet fever, ICD-8 code 034.1; CA (1), NY (1), TX (2) -- 4



## Disease -- SMALLPOX -- By Mortality

1. 1775-82 -- smallpox epidemic, North America ~84,000
2. 1837-38 -- smallpox, Upper Mid-West Native American Tribes ~20,000
3. 1835 -- Nov-Spring 1838, smallpox, Sitka, Gulf of AK, Kodiak, Aleutian Isl. natives, AK 13,105
4. 1738-39 -- smallpox, Catawba (NC/SC) and Cherokee Natives (NC) --7,700-11,700
5. 1837 -- smallpox, California Native Americans<sup>321</sup> 2,000-10,000
6. 1872 -- smallpox, esp. Philly/2591, NYC/1666, St. Louis/1600, Baltimore/1217, Boston/1K--≥9,742
7. 1861 -- May 1-June 30, 1866, smallpox, Union soldiers and Confederate prisoners<sup>322</sup> --9,682
8. 1853 -- smallpox, esp. natives, HI, Nevada City vic., CA, OR/WA; also NYC --7,450-9,450
9. 1801-02 -- smallpox, Natives, esp. Chinook, Omaha, Osage, esp. Central, Northwest-->9,090
10. 1900 -- smallpox, esp. MS/782, LA/708, NM/287, VA/263, AL/224, AR/195, TX/146-8,484
  
11. 1882 -- smallpox, esp. Chicago/1292, Cincinnati/1249, PA/1111, Baltimore/551 --≥7,056
12. 1881 -- smallpox, esp. Philly/1336, Chicago/1180, NYC/503, Pittsburgh/448, HI/282 --5,275
13. 1870 -- smallpox, nationwide --4,597
14. 1871 -- smallpox, esp. Philadelphia/1,879, Cincinnati/1,179, NYC/805, Chicago/MI/NJ --4,505
15. 1815-16, winter -- smallpox epidemic, Comanche Nation<sup>323</sup> -->4,000
16. 1883 -- smallpox, esp. New Orleans/1,079 Baltimore/633 Cincinnati/189 Chattanooga/103 --3,136
17. 1875 -- smallpox, esp. New York City (1,899), Cincinnati (745), Philadelphia (54) --2,770
18. 1865 -- smallpox, esp. NYC/≤664, Philly/524, SC/GA/FL Sea Islands/~800<sup>324</sup> --2,500-2,510
19. 1876 -- smallpox, 10 data-points, esp. Cincinnati/~930, SF CA/482, Philly/407, NYC/315 --~2,500
20. 1863 -- smallpox, esp. DC/700, Camp Chase OH, Fort Delaware DE, Baltimore/IL/PA-2.3K--2,490
21. 1850 -- smallpox, esp. OH/551, NY/276, MA/232, PA/208, KY/150, MD/144, IN/140--2,352
22. 1873 -- smallpox, esp. Boston/668, Baltimore/631, Chicago/515, NYC/117, Charleston/106--2,201
23. 1902 -- smallpox, esp. NJ/432, NYC/310, MA/283, Cleveland/233, Philly PA/231 --2,111
24. 1634-35--smallpox epidemic, Five Nations, especially Mohawks, Upper NY<sup>325</sup> ≥2,000
25. 1709-1710--smallpox epidemic, Native Americans, lower CA ≥2,000
26. 1868 -- June-Dec, smallpox, esp. San Francisco/960, Cincinnati/649, Chicago/150 --≥1,825
27. 1764-65 -- smallpox, esp. Iroquois, Shawnee, Lenape, Creek, Choctaw, Chickasaw >1,800
28. 1894 -- smallpox, esp. Chicago/1033, WI/325, esp. Milwaukee/244; NY/147, MI/53 --1,752
29. 1689-90--smallpox, New England and NY, settlers and natives -- ≥820-1,500
30. 1877 -- smallpox, 7 data pts., esp. New Orleans/1.1K; Philadelphia/155; Cincinnati/56 --1,496
31. 1903 -- smallpox, especially PA/747, IN/195, IL/135, OH/134, Rochester NY/24 --1,457
32. 1880 -- smallpox, esp. TX/517, Philadelphia/429, Camden NJ/47 Chicago/43, NY --1,281
33. 1860 -- smallpox, esp. MA/473, NY/ 303, OH/135, PA/87, ME/56, VA/24 --1,263-1,271
34. 1852 -- smallpox, Nevada City, CA natives, NYC (407-516), Philadelphia (427) --943-1,052
35. 1901 -- smallpox, esp. NY/436 (Bronx/312), PA/202 (Philly/178), NJ/139 (Newark/71) --1,085

<sup>321</sup> As noted in the narrative description section, Shelburne Friend Cook in his *The Conflict Between the California Indian and White Civilization*, Part 4, 1976, p. 213, writes that the accounts he has before him giving estimates of 100,000, and 200,000 to 300,000, are “obviously wild guesses.” His own guesstimate (p. 214) is 2,000. We simply recognize the range. In another book in 1978 he writes that “the mortality may have reached 10,000.”

<sup>322</sup> There is overlap with our 1863 entry (1,078 deaths) which includes Fort Delaware, Camp Chase, MD, and VA.

<sup>323</sup> We note “greater than” 4,000 in that 4,000 is the estimated Comanche loss, whereas it has been written that the Kiowa, for example, lost to smallpox numbers in a ratio comparable to the Comanche.

<sup>324</sup> This does not take into account hundreds of smallpox fatalities in military ranks and especially military prisons.

<sup>325</sup> We assume that if, as reported, thousands died, then at least 2,000 must have died.

36. 1721 -- May-Apr 1722, smallpox, Mass. Bay Colony, esp. Boston & Charlestown--957-1004
37. 1633-34--smallpox epidemic, New England Natives, Plymouth Colonists, MA >1,000
38. 1662-63 -- smallpox, NY Iroquois Confederacy, Fort Orange, NY, Dutch settlers -->1,000
39. 1677-78 -- smallpox epidemic, Massachusetts Bay Colony, esp. Boston & vic. --750-1,000
40. 1731 -- smallpox epidemics, New York City (548-700) and Philadelphia (288) --836-988
41. 1760 -- smallpox epidemic, Charleston SC (as well as undocumented Native deaths)--730-940
42. 1851 -- smallpox, esp., NYC/562-586, Philly/316; Augusta GA/7, Chicago/5 --895-909
43. 1756 -- smallpox epidemic, Philadelphia -- 900

**Disease -- SMALLPOX -- By Mortality (continued):**

44. 1869 -- smallpox epidemic, Gros Ventre Natives, Montana Territory --700~800
45. 1861 -- smallpox outbreak, Philadelphia, PA -- 758
46. 1854 -- smallpox, esp. Charleston SC/59, Chicago/12, Jacksonville FL/~15, NYC/624, Philly/40-- 750
47. 1824 -- smallpox, NYC, NY, Philadelphia, PA, Sandusky, OH --740-745
48. 1864 -- smallpox, Fort Alton IL, Chicago/283, Philly/260, Northern VA/112, SC, DC -- 712
49. 1925 -- smallpox, esp. MN/196, WI/134, CA/59, NJ/48, OH/47, IA/42, PA/29, IL/23 -- 709
50. 1848 -- smallpox, esp. New York City, NY/585 and Philadelphia, PA/100 -- 691
51. 1759 -- smallpox epidemic, Philadelphia, PA -- 600
52. 1752 -- Early in year through at least summer, Small-Pox epidemic, Boston, MA --535-569
53. 1920 -- smallpox, 34 registration states, esp. LA/167, MS/45, MO/28, NC/28 <sup>326</sup> -- 508
54. 1730 -- smallpox epidemic, Massachusetts Bay Colony, especially Boston -->502
55. 1690 -- Spring-fall, smallpox, Iroquois Native Americans, esp. upper New York ---300-500
56. 1835 -- smallpox, especially New York City (351), Philadelphia (101) -- 452
57. 1834 -- smallpox, New York City, NY (233) and Philadelphia, PA (195) -- 428
58. 1910 -- smallpox, 23 reporting States and DC, esp. MI (121), OK (99), TX (67) --403-427
59. 1889-90, June-May, smallpox, especially NM/231, TX/88, NY/13, and CT/12 -- 398
60. 1773 -- smallpox epidemic, Philadelphia (300), Marblehead (~3) & Salem (17), MA --~321
61. 1702 -- summer (late) to early Spring 1703, smallpox epidemic, Boston, MA --302-313
62. 1738 -- smallpox epidemic, Charleston, SC -- 311
63. 1912 -- smallpox, 35 States and DC, especially TX (128); Pittsburgh (33) --301-307
64. 1667 -- smallpox epidemic, Native Americans, VA, especially eastern shore VA -- ≥300
65. 1697-98--smallpox, Charleston, SC (pop. ≥5,000); (plus hundreds Native Americans)<sup>327</sup>--200-300
66. 1759-60--smallpox epidemic, Catawba Nation, SC -- ~300
67. 1896 -- smallpox, esp. New Orleans (238), Shreveport LA/11, Detroit/11, Dayton (8) -- 279
68. 1869 -- smallpox, Cincinnati, OH (231), Michigan (42) -- 273
69. 1811 -- Oct-Apr 1812, smallpox, New York City (117); Baltimore, MD (135) -- 252
70. 1742 -- smallpox outbreak in New York, NY -- 250
71. 1898 -- smallpox epidemic, Moqui Indians, AZ -- 220
72. 1808 -- smallpox, Philadelphia, PA, New York City, NY -- 207

<sup>326</sup> Based on death certificate data from 34 “registration states” as well as 17 cites in non-registration states of AL, GA, ND, OK, TX and WV, representing 82.3% of total estimated U.S. and Hawaii territory population. AK was not a State. Other non-reporting states were AZ, AR, ID, IA, MN, NM, SD, and WY.

<sup>327</sup> We derive “hundreds” from accounts which note high mortality in Native populations in SC and NC, but do not note an estimated mortality range. Whatever the number, it would be in addition to the 200-300 for Charleston.

**Disease -- SMALLPOX -- By Mortality (continued):**

73. 1804 -- smallpox outbreak, New York City, NY	--164-199
74. 1816 -- smallpox, New York City, NY	-- 179
75. 1763, Dec-July 1764 -- smallpox epidemic, Boston (170) & Cambridge (6), MA col.	-- 176
76. 1898 -- Aug 23-Nov 18, yellow fever, LA, especially New Orleans (57); MS (80)	--175
77. 1823 -- smallpox, epidemic, Philadelphia, PA	-- 160
78. 1895 -- smallpox outbreak, Feb 1-Jun 21 esp. Hot Springs AR, Chicago, Cincinnati	-- 160
79. 1736 -- smallpox epidemic, Philadelphia, PA	-- 158
80. 1847 -- smallpox, Modoc Native Americans, Southwestern Oregon	-- >150
81. 1879 -- smallpox, San Antonio, TX; also to lesser extent NYC, NY	-- 141
82. 1911 -- smallpox, 29 reporting States and DC, esp. TX/51, KS/26, and CA/10	-- 134
83. 1909 -- smallpox, 29 reporting States and the District of Columbia	-- 132
84. 1867 -- smallpox, Jan-Dec., Chicago, IL	-- 123
85. 1732 -- smallpox, esp. Cheshire CT (~18) and Albany (68) & Kingston (22), NY	--104-118
86. 1763 -- smallpox epidemic, Native Americans, CA	-- >100
87. 1815 -- smallpox, New York City, NY	-- 94
88. 1800 -- July-Oct smallpox epidemic blamed on virulent smallpox vaccine, Marblehead MA <sup>328</sup>	-- 68
89. 1805 -- smallpox, New York City, NY	-- 62
90. 1807 -- smallpox, New York City, NY (29 out of 2,312 deaths), Philadelphia (32)	-- 61
91. 1768 -- fall-winter (two months), smallpox, especially children, Reading, PA	-- >60
92. 1666 -- smallpox, (population of colony about 4,000), Boston, MA	--40-50
93. 1806 -- smallpox, New York City, NY (out of 2,225 deaths from all causes in NYC)	-- 48
94. 1938 -- smallpox, international list #6, Census Bureau. <i>Vital Statistics 1938, Part I</i>	-- 48
95. 1821 -- Aug, smallpox, Baltimore, MD	-- 47
96. 1936 -- smallpox, international list #6, Census Bureau. <i>Mortality Statistics 1936</i>	-- 35
97. 1937 -- smallpox, international list #6, Census Bureau. <i>Vital Statistics 1938, Part I</i>	-- 34
98. 1917 -- Oct 10-March 8, 1918, smallpox epidemic, Eagle Pass, Maverick Co., TX	-- 33
99. 1739 -- June-July 19, smallpox, Newport and nearby vicinity, RI	--23-27
100. 1946 -- smallpox, infectious and parasitic diseases International List No. 34	-- 25
101. 1732 -- spring, smallpox epidemic, Wallingford/New Cheshire, New Haven Co., CT	--14-18
102. 1893 -- smallpox outbreak, Feb-Dec, Reading, Berks County, PA	-- 18
103. 1854 -- late March through early April (esp.) smallpox epidemic, Jacksonville, FL	-- ≥15
104. 1940 -- smallpox, International code number 34. Census Bureau. <i>Vital Statistics 1940</i>	-- 14
105. 1737, Dec-Jan 1738 -- smallpox, esp. Chilmark & Edgartown, Martha's Vineyard, MA	--12
106. 1941 -- smallpox, Census Bureau. <i>Vital Statistics, Part I, Mortality</i> , p. 150	-- 12
107. 1711-12 -- winter, disease (smallpox/pestilential fever/pleurisies/flux), Charleston SC	-- >10
108. 1715 -- smallpox, NY and NJ colonies, esp. Burlington and Perth Amboy, NJ	-- ≥10
1944 -- smallpox, Int. List infectious disease code 34	-- 9
1947 -- smallpox, Int. List infectious disease code 34	-- 5
1948 -- smallpox, 1948 ICD code 34	-- 5
1949 -- Mar 12, smallpox, Elsa, TX (1)	-- 2
1950 -- smallpox	-- 1

<sup>328</sup> Cross-listed in Tainted Food, Drugs and Medications.

1951 -- smallpox	--	1
1953 -- smallpox, Texas	--	1

**Disease -- SMALLPOX – Chronological**

1. 1633-34 -- smallpox epidemic, New England Natives, Plymouth Colonists, MA -->1,000
2. 1634-35 -- smallpox epidemic, Five Nations, especially Mohawks, Upper NY<sup>329</sup> ≥2,000
3. 1662-63 -- smallpox, NY Iroquois Confederacy, Fort Orange, NY, Dutch settlers -->1,000
4. 1666 -- smallpox, (population of colony about 4,000), Boston, MA --40-50
5. 1667 -- smallpox epidemic, Native Americans, VA, especially eastern shore VA --≥300
6. 1677-78 -- smallpox epidemic, Massachusetts Bay Colony, esp. Boston & vic. --750-1,000
7. 1689-90 -- smallpox, New England and NY, settlers and natives -- ≥820-1,500
8. 1690 -- Spring-fall, smallpox, Iroquois Native Americans, esp. upper New York --~300-500
9. 1697-98--smallpox, Charleston, SC (pop. ≥5,000); (plus hundreds Native Americans)<sup>330</sup>-200-300
10. 1702 -- summer (late) to early Spring 1703, smallpox epidemic, Boston, MA --302-313
11. 1709-10 -- smallpox epidemic, Native Americans, lower CA ≥2,000
12. 1711-12 -- winter, Disease (smallpox/pestilential fever/pleurisies/flux), Charleston SC-- > 10
13. 1715 -- smallpox, NY and NJ colonies, esp. Burlington and Perth Amboy, NJ -- ≥10
14. 1721-22 -- May-Apr, smallpox, Mass. Bay Colony, esp. Boston & Charlestown --957-1,004
15. 1730 -- smallpox epidemic, Massachusetts Bay Colony, especially Boston --≥502
16. 1731 -- smallpox epidemics, New York City (548-700) and Philadelphia (288) --836-988
17. 1732 -- smallpox, esp. Cheshire CT (~18) and Albany (68) & Kingston (22), NY --104-118
18. 1736 -- smallpox epidemic, Philadelphia, PA -- 158
19. 1737-38 -- Dec-Jan, smallpox, esp. Chilmark & Edgartown, Martha's Vineyard, MA -- 12
20. 1738 -- smallpox epidemic, Charleston, SC -- 311
21. 1738-39 -- smallpox, Catawba (NC/SC) and Cherokee Natives (NC) --7,700-11,700
22. 1739 -- June-July 19, smallpox, Newport and nearby vicinity, RI --23-27
23. 1742 -- smallpox outbreak, New York, NY -- 250
24. 1752 -- Early in year through at least summer, Small-Pox epidemic, Boston, MA --535-569
25. 1756 -- smallpox epidemic, Philadelphia -- 900
26. 1759 -- smallpox epidemic, Philadelphia, PA -- 600
27. 1759-60--smallpox epidemic, Catawba Nation, SC -- ~300
28. 1760 -- smallpox epidemic, Charleston SC (as well as undocumented Native deaths)-730-940
29. 1763 -- smallpox epidemic, Native Americans, CA -- >100
30. 1763-64 -- Dec-July, smallpox epidemic, Boston (170) & Cambridge (6), MA colony -- 176

<sup>329</sup> We assume that if, as reported, thousands died, then at least 2,000 must have died.

<sup>330</sup> We derive "hundreds" from accounts which note high mortality in Native populations in SC and NC, but do not note an estimated mortality range. Whatever the number, it would be in addition to the 200-300 for Charleston.

31. 1764-65 -- smallpox, esp. Iroquois, Shawnee, Lenape, Creek, Choctaw, Chickasaw >1,800  
 32. 1768 -- fall-winter (two months), smallpox, especially children, Reading, PA -- >60

**Disease -- SMALLPOX -- Chronological – Cont.**

33. 1773 -- smallpox epidemic, Philadelphia (300), Marblehead (~3) & Salem (17), MA -- ~321  
 34. 1775-82 smallpox epidemic North America ~84,000
35. 1800 -- July-Oct smallpox epidemic blamed on virulent smallpox vaccine, Marblehead MA<sup>331</sup>-- 68  
 36. 1801-02 -- smallpox, Natives, esp. Chinook, Omaha, Osage, esp. Central, Northwest-->9,090  
 37. 1804 -- smallpox, New York City, NY --164-199  
 38. 1805 -- smallpox, New York City, NY -- 62  
 39. 1806 -- smallpox, New York City, NY (out of 2,225 deaths from all causes in NYC) -- 48  
 40. 1807 -- smallpox, New York City, NY (29 out of 2,312 deaths), Philadelphia (32) -- 61  
 41. 1808 -- smallpox, Philadelphia, PA, New York City, NY -- 207
42. 1811-12 -- Oct-Apr 1812, smallpox, New York City (117); Baltimore, MD (135) -- 252  
 43. 1815 -- smallpox, New York City, NY -- 94  
 44. 1815-16 -- winter, smallpox epidemic, Comanche Nation<sup>332</sup> -->4,000  
 45. 1816 -- smallpox, New York City, NY -- 179
46. 1821 -- Aug, smallpox, Baltimore, MD -- 47  
 47. 1823 -- smallpox, epidemic, Philadelphia, PA -- 160  
 48. 1824 -- smallpox, NYC, NY, Philadelphia, PA, Sandusky, OH --740-745
49. 1834 -- smallpox, New York City, NY (233) and Philadelphia, PA (195) -- 428  
 50. 1835 -- smallpox, especially New York City (351), Philadelphia (101) -- 452  
 51. 1835 -- Nov-Spring 1838, smallpox, Sitka, Gulf of AK, Kodiak, Aleutian Isl. natives, AK 13,105  
 52. 1837 -- smallpox, California Native Americans<sup>333</sup> 2,000-10,000  
 53. 1837-38--smallpox, Upper Mid-West Native tribes, especially Dakotas/MT --10K--~17,000
54. 1847 -- smallpox, Modoc Native Americans, Southwestern Oregon -- >150  
 55. 1848 -- smallpox, esp. New York City, NY/585 and Philadelphia, PA/100 -- 691
56. 1850 -- smallpox, esp. OH/551, NY/276, MA/232, PA/208, KY/150, MD/144, IN/140 --2,352  
 57. 1851 -- smallpox, esp., NYC/562-586, Philly/316; Augusta GA/7, Chicago/5 --895-909  
 58. 1852 -- smallpox, Nevada City, CA natives, NYC (407-516), Philadelphia (427) --943-1,052  
 59. 1853 -- smallpox, esp. natives, HI, Nevada City vic., CA, OR/WA; also NYC --7,450-9,450  
 60. 1854 -- smallpox, esp. Charleston SC/59, Chicago/12, Jacksonville FL/~15, NYC/624, Philly/40-- 750

<sup>331</sup> Cross-listed in Tainted Food, Drugs and Medications.

<sup>332</sup> We note “greater than” 4,000 in that 4,000 is the estimated Comanche loss, whereas it has been written that the Kiowa, for example, lost to smallpox numbers in a ratio comparable to the Comanche.

<sup>333</sup> As noted in the narrative description section, Shelburne Friend Cook in his *The Conflict Between the California Indian and White Civilization*, Part 4, 1976, p. 213, writes that the accounts he has before him giving estimates of 100,000, and 200,000 to 300,000, are “obviously wild guesses.” His own guesstimate (p. 214) is 2,000. We simply recognize the range. In another book in 1978 he writes that “the mortality may have reached 10,000.”

61. 1860 -- smallpox, esp. MA/473, NY/ 303, OH/135, PA/87, ME/56, VA/24 --1,263-1,271  
 62. 1861 -- smallpox outbreak, Philadelphia, PA -- 758  
 63. 1861-66, May 1-June 30 -- smallpox, Union soldiers and Confederate prisoners<sup>334</sup> --9,682  
 64. 1863 -- smallpox, esp. DC/700, Camp Chase OH, Fort Delaware DE, Baltimore/IL/PA --2.3K-2,490  
 65. 1864 -- smallpox, Fort Alton IL, Chicago/283, Philly/260, Northern VA/112, SC, DC-- 712  
 66. 1865 -- smallpox, esp. NYC/≤664, Philly/524, SC/GA/FL Sea Islands/~800<sup>335</sup> --2,500-2,510  
 67. 1867 -- smallpox, Jan-Dec, Chicago, IL -- 123  
 68. 1868 -- June-Dec, smallpox, esp. San Francisco/960, Cincinnati/649, Chicago/150 --≥1,825  
 69. 1869 -- smallpox, Cincinnati, OH (231), Michigan (42) -- 273  
 70. 1869 -- smallpox epidemic, Gros Ventre Natives, Montana Territory --700--800

**Disease -- SMALLPOX -- Chronological – continued:**

71. 1870 -- smallpox, nationwide --4,597  
 72. 1871 -- smallpox, esp. Philadelphia/1,879, Cincinnati/1,179, NYC/805, Chicago/MI/NJ --4,505  
 73. 1872 -- smallpox, esp. Philly/2591, NYC/1666, St. Louis/1600, Baltimore/1217, Boston/1K--≥9,742  
 74. 1873 -- smallpox, esp. Boston/668, Baltimore/631, Chicago/515, NYC/117, Charleston/106--2,201  
 75. 1875 -- smallpox, esp. New York City (1,899), Cincinnati (745), Philadelphia (54) --2,770  
 76. 1876 -- smallpox, 10 data-points, esp. Cincinnati/~930, SF CA/482, Philly/407, NYC/315 ---~2,500  
 77. 1877 -- smallpox, 7 data pts., esp. New Orleans/1.1K; Philadelphia/155; Cincinnati/56 --1,496  
 78. 1879 -- smallpox, San Antonio, TX; also to lesser extent NYC, NY -- 141  
  
 79. 1880 -- smallpox, esp. TX/517, Philadelphia/429, Camden NJ/47 Chicago/43, NY --1,281  
 80. 1881 -- smallpox, esp. Philly/1336, Chicago/1180, NYC/503, Pittsburgh/448, HI/282 --5,275  
 81. 1882 -- smallpox, esp. Chicago/1292, Cincinnati/1249, PA/1111, Baltimore/551 --≥7,056  
 82. 1883 -- smallpox, esp. New Orleans/1,079 Baltimore/633 Cincinnati/189 Chattanooga/103 --3,136  
  
 83. 1889-90, June-May census, smallpox, especially NM/231, TX/88, NY/13, and CT/12 -- 398  
  
 84. 1893 -- smallpox outbreak, Feb-Dec, Reading, Berks County, PA -- 18  
 85. 1894 -- smallpox, esp. Chicago/1033, WI/325, esp. Milwaukee/244; NY/147 --1,752  
 86. 1895 -- smallpox outbreak, Feb 1-Jun 21 esp. Hot Springs AR, Chicago, Cincinnati -- 160  
 87. 1896 -- smallpox, esp. New Orleans (238), Shreveport LA/11, Detroit/11, Dayton (8) -- 279  
 88. 1898 -- smallpox epidemic, Moqui Indians, AZ -- 220  
 89. 1898 -- Aug 23-Nov 18, yellow fever, LA, especially New Orleans (57); MS (80) --175  
  
 90. 1900 -- smallpox, esp. MS/782, LA/708, NM/287, VA/263, AL/224, AR/195, TX/146-8,484  
 91. 1901 -- smallpox, esp. NY/436 (Bronx/312), PA/202 (Philly/178), NJ/139 (Newark/71) --1,085  
 92. 1902 -- smallpox, esp. NJ/432, NYC/310, MA/283, Cleveland/233, Philly PA/231 --2,111  
 93. 1903 -- smallpox, especially PA/747, IN/195, IL/135, OH/134, Rochester NY/24 --1,457  
 94. 1909 -- smallpox, 29 reporting States and the District of Columbia -- 132  
  
 95. 1910 -- smallpox, 23 reporting States and DC, esp. MI (121), OK (99), TX (67) --403-427  
 96. 1911 -- smallpox, 29 reporting States and DC, esp. TX/51, KS/26, and CA/10 -- 134

<sup>334</sup> There is overlap with our 1863 entry (1,078 deaths) which includes Fort Delaware, Camp Chase, MD, and VA.

<sup>335</sup> This does not take into account hundreds of smallpox fatalities in military ranks and especially military prisons.

97. 1912 -- smallpox, 35 States and DC, especially TX (128); Pittsburgh (33) --301-307  
 98. 1917 -- Oct 10-March 8, 1918, smallpox epidemic, Eagle Pass, Maverick Co., TX -- 33

**Disease – SMALLPOX – Chronological (continued):**

99. 1920 -- smallpox, 34 registration states, esp. LA/167, MS/45, MO/28, NC/28<sup>336</sup> -- 508  
 100. 1925 -- smallpox, esp. MN/196, WI/134, CA/59, NJ/48, OH/47, IA/42, PA/29, IL/23-- 709  
 101. 1936 -- smallpox, international list #6, Census Bureau. *Mortality Statistics 1936* -- 35  
 102. 1937 -- smallpox, international list #6, Census Bureau. *Vital Statistics 1938, Part I* -- 34  
 103. 1938 -- smallpox, international list #6, Census Bureau. *Vital Statistics 1938, Part I* -- 48  
 104. 1939 -- smallpox, international list #34, Census Bureau. *Vital Statistics 1939, Pt. I* -- 41  
 105. 1940 -- smallpox, international code number 34. Census Bureau. *Vital Statistics 1940*-- 14  
 106. 1941 -- smallpox, Census Bureau. *Vital Statistics, Part I, Mortality*, p. 150 -- 12  
 1944 -- smallpox, Int. List infectious disease code 34 -- 9  
 107. 1946 -- smallpox, infectious and parasitic diseases International List No. 34 -- 25  
 1947 -- smallpox, Int. List infectious disease code 34 -- 5  
 1948 -- smallpox, 1948 ICD code 34 -- 5  
 1949 -- Mar 12, smallpox, Elsa, TX (1); one elsewhere -- 2  
 1950 -- smallpox -- 1  
 1951 -- smallpox -- 1  
 1953 -- smallpox, Texas -- 1

---

<sup>336</sup> Based on death certificate data from 34 “registration states” as well as 17 cites in non-registration states of AL, GA, ND, OK, TX and WV, representing 82.3% of total estimated U.S. and Hawaii territory population. AK was not a State. Other non-reporting states were AZ, AR, ID, IA, MN, NM, SD, and WY.



**Disease -- streptococcal Toxic Shock Syndrome -- By Mortality**

1. 2002 -- streptococcal toxic shock syndrome, ICD-10 code A48.3, esp. CA (10)	--	78
2. 2001 -- streptococcal toxic shock syndrome, ICD-10 code A48.3, esp. CA (10)	--	75
3. 2000 -- streptococcal toxic shock syndrome, ICD-10 code A48.3, esp. CA (11)	--	74
4. 2003 -- streptococcal toxic shock syndrome, ICD-10 code A48.3	--	71
5. 2004 -- streptococcal toxic shock syndrome, ICD-10 code A48.3, esp. CA (10)	--	71
6. 2006 -- streptococcal toxic shock syndrome, ICD-10 code A48.3 (emerging disease)	--	57
7. 1999 -- streptococcal toxic shock syndrome, ICD-10 code A48.3, no state $\geq 10$ deaths	--	55
8. 2005 -- streptococcal toxic shock syndrome, ICD-10 code A48.3 (emerging disease)	--	55
9. 2016 -- streptococcal toxic shock syndrome, ICD-10 code A48,3 (emerging disease)	--	26
10. 2010 -- streptococcal toxic shock syndrome, ICD-10 code A48.3 (emerging disease)	--	24
11. 2011 -- streptococcal toxic shock syndrome, ICD-10 code A48.3 (emerging disease)	--	23
12. 2009 -- streptococcal toxic shock syndrome, ICD-10 code A48.3 (emerging disease)	--	21
13. 2015 -- streptococcal toxic shock syndrome, ICD-10 code A48.3 (emerging disease)	--	21
14. 2008 -- streptococcal toxic shock syndrome, ICD-10 code A48.3 (emerging disease)	--	20
15. 2007 -- streptococcal toxic shock syndrome, ICD-10 code A48.3 (emerging disease)	--	18
16. 2013 -- streptococcal toxic shock syndrome, ICD-10 code A48.3 (emerging disease)	--	16
17. 2012 -- streptococcal toxic shock syndrome, ICD-10 code A48.3 (emerging disease)	--	13
18. 2014 -- streptococcal toxic shock syndrome, ICD-10 code A48.3 (emerging disease)	--	12

**Disease -- streptococcal Toxic Shock Syndrome -- Chronological**

1. 1999 -- streptococcal toxic shock syndrome, ICD-10 code A48.3, no state $\geq 10$ deaths	--	55
2. 2000 -- streptococcal toxic shock syndrome, ICD-10 code A48.3, esp. CA (11)	--	74
3. 2001 -- streptococcal toxic shock syndrome, ICD-10 code A48.3, esp. CA (10)	--	75
4. 2002 -- streptococcal toxic shock syndrome, ICD-10 code A48.3, esp. CA (10)	--	78
5. 2003 -- streptococcal toxic shock syndrome, ICD-10 code A48.3	--	71
6. 2004 -- streptococcal toxic shock syndrome, ICD-10 code A48.3, esp. CA (10)	--	71
7. 2005 -- streptococcal toxic shock syndrome, ICD-10 code A48.3 (emerging disease)	--	55
8. 2006 -- streptococcal toxic shock syndrome, ICD-10 code A48.3 (emerging disease)	--	57
9. 2007 -- streptococcal toxic shock syndrome, ICD-10 code A48.3 (emerging disease)	--	18
10. 2008 -- streptococcal toxic shock syndrome, ICD-10 code A48.3 (emerging disease)	--	20
11. 2009 -- streptococcal toxic shock syndrome, ICD-10 code A48.3 (emerging disease)	--	21
12. 2010 -- streptococcal toxic shock syndrome, ICD-10 code A48.3 (emerging disease)	--	24
13. 2011 -- streptococcal toxic shock syndrome, ICD-10 code A48.3 (emerging disease)	--	23
14. 2012 -- streptococcal toxic shock syndrome, ICD-10 code A48.3 (emerging disease)	--	13
15. 2013 -- streptococcal toxic shock syndrome, ICD-10 code A48.3 (emerging disease)	--	16
16. 2014 -- streptococcal toxic shock syndrome, ICD-10 code A48.3 (emerging disease)	--	12
17. 2015 -- streptococcal toxic shock syndrome, ICD-10 code A48.3 (emerging disease)	--	21
18. 2016 -- streptococcal toxic shock syndrome, ICD-10 code A48,3 (emerging disease)	--	26

**Disease -- TUBERCULOSIS -- By Mortality**

1. 1900 -- tuberculosis, esp. CA, IL, IN, KY, MA, MO, NJ, NY, OH, PA, TN	109,750
2. 1920 -- tuberculosis, esp. Denver, San Antonio, Nashville, New Orleans	99,916
3. 1879 -- June-May 1880, tuberculosis, esp., NY, PA, OH, IL, IN, TN, KY, MA	91,270
4. 1925 -- tuberculosis, esp. NY/10,282, PA/7,300, CA/5,934, IL/5,537, OH/4,819	89,268
5. 1931 -- tuberculosis, esp. PA/10,857; NY/8,618; CA/5,308; IL/4,830; OH/4,253, TN	81,395
6. 1907 -- tuberculosis, esp. CA/Chicago, IN/MA/NY (esp. NYC)/PA (esp. Philly)	76,650
7. 1870 -- tuberculosis (consumption), nationwide	69,896
8. 1937 -- tuberculosis (respiratory system), international list #23, <i>Vital Statistics Pt. I</i>	63,330
9. 1939 -- tuberculosis, nationwide, esp. CA, IL, NY, OH, PA, TN, TX	61,609
10. 1941 -- tuberculosis (all forms)	59,251
11. 1938 -- tuberculosis (respiratory system), international list #23, <i>Vital Statistics Pt. I</i>	58,027
12. 1942 -- tuberculosis, all forms. <i>Vital Statistics of US 1942 -- Part II...Mortality</i>	57,690
13. 1943 -- tuberculosis, all forms codes 13-22 (respiratory, code 13 was 52,407)	57,005
14. 1905 -- tuberculosis (10 registration states, DC, 134 non-registration cities), esp. NY	56,770
15. 1940 -- tuberculosis, nationwide, especially CA, IL, NY, OH, PA and TX	55,576
16. 1944 -- tuberculosis, nationwide, esp. CA, IL, MI, NJ, NY, OH, PA, TN, TX	54,731
17. 1860 -- tuberculosis (consumption), nationwide	49,082
18. 1946 -- tuberculosis, respiratory, code 13 (all forms including respiratory, 50,911)	46,939
19. 1947 -- tuberculosis, respiratory, code 13 (all forms including respiratory were 48,064)	44,462
20. 1948 -- tuberculosis, respiratory, code 13 (all forms including respiratory were 43,833)	40,420
21. 1949 -- tuberculosis, respiratory (all forms including respiratory were 39,100)	35,988
22. 1850 -- tuberculosis (consumption), esp. NY/6,691, PA/3,520, MA/3,426, OH/2,558	33,516
23. 1951 -- tuberculosis (respiratory), esp. NY/3.5K, PA/2.5K, CA/2.2K, TX/2K, IL/1.8K	31,163
24. 1950 -- tuberculosis, pulmonary. Code 002, Sixth Rev. of International Lists, 1948	--29,228
25. 1952 -- tuberculosis (respiratory), esp. NY/2462, CA/1678, PA/1662, IL/1385, TX/12K--	22,700
26. 1953 -- tuberculosis/respiratory, esp. NY/1983, PA/1428, CA/1383, IL/1235, TX/948--	17,954
27. 1912 -- Jan 1-Jun 8, tuberculosis, CA, IL, IN, MA, MO, NJ, NYC, PA, TX, WI	17,463
28. 1954 -- tuberculosis (respiratory), esp. NY/1667, CA/1108, PA/1100, IL/939, TX/843	--15,146
29. 1861-65--Apr-June, tuberculosis, Civil War, Union/6,946 deaths, Confederate/?	~14,000
30. 1955 -- tuberculosis (respiratory), esp. NY/1642, PA/1239, CA/1076, IL/797, TX/736--	13,676
31. 1956 -- tuberculosis (respiratory), esp. NY/1,577, PA/1,029, CA/938, IL/763, TX	--12,978
32. 1957 -- tuberculosis (respiratory), esp. NY/1493, PA/959, CA/833, TX/733, IL/673	--12,384
33. 1958 -- tuberculosis, esp. NY/1,380, PA/1013, CA/872, IL/725, TX/721, OH/550	12,361
34. 1959 -- tuberculosis, esp. NY/1,316, PA/981, CA/815, IL/643, TX,633, OH/527	--11,456
35. 1911 -- Aug-Dec, tuberculosis, NYC, NY, IL, CA, IN, MA, NJ, PA, TX	10,926
36. 1960 -- tuberculosis, death rate 6.1 per 100K; esp. AZ/12.1, DC/11.8, KY/10.7	10,866
37. 1961 -- tuberculosis, US death rate 5.4 per 100K; esp. DC/13. KY/10, AR/10.6, AZ/9.4	--9,938

38. 1962 -- tuberculosis, death rate 5.1 per 100K; esp. DC/11.9, KY/9.8, AZ&AR/9.7 --9,508  
 39. 1963 -- tuberculosis, US death rate 4.9; esp. DC/12.3, AZ/9.7, WV/8.6, KY/8.7 WV/8.6 --9,311

**Disease** -- **TUBERCULOSIS** -- By **Mortality** (continued):

40. 1875 -- tuberculosis/consumption; data on Chicago/880, MI/1419, NYC/4172, Philly/2359 --8,830  
 41. 1964 -- tuberculosis, US death rate 4.3; esp. DC/12, AZ/9, AL/7.4, WV/7.2, TN/7.0 --8,303  
 42. 1965 -- tuberculosis, US death rate 4.1 per 100K; DC/12.7, AL/7.5, AZ/7.5, NM/6.6 --7,934  
 43. 1966 -- tuberculosis, esp. NY/844, PA/589, CA/537, IL/410, TX/404, OH/340 --7,625  
 44. 1967 -- tuberculosis --6,901  
 45. 1968 -- tuberculosis, US death rate 3.2 per 100K, esp. DC/10.9, AZ/6.2, AL/6., WV/6. --6,292  
 46. 1969 -- tuberculosis, US death rate 2.76 per 100K, esp. DC/9.6, AZ/6.0, AL/5.9, WV --5,567  
 47. 1970 -- tuberculosis, US death rate 2.56 per 100K, esp. DC/6.8 AL/5.0 WV/4.5 KY/4.3 --5,217  
 48. 1971 -- tuberculosis, US death rate 2.18 per 100K, esp. DC/5.8 AL/4.1 TN/3.5 AZ/3 --4,501  
 49. 1972 -- tuberculosis, US death rate 2.09 per 100K, esp. DC/4.8, DE/4.2, AL/3.9 NM/3.9 --4,376  
 50. 1973 -- tuberculosis, US death rate 1.84 per 100K, esp. DC/5.0 TN/2.9 AL/2.8 WV/2.8 --3,875  
 51. 1906 -- tuberculosis, Philadelphia, PA --3,742  
 52. 1974 -- tuberculosis, US death rate 1.65 per 100K, esp. DC/5.1, KY/2.8, TN/2.6 --3,513  
 53. 1909 -- tuberculosis, Philadelphia, PA --3,496  
 54. 1908 -- tuberculosis, Philadelphia, PA --3,490  
 55. 1975 -- tuberculosis, US death rate 1.55 per 100K, esp. DC/3.8, KY/2.74, TN/2.72 --3,333  
 56. 1910 -- tuberculosis, Philadelphia, PA --3,190  
 57. 1976 -- tuberculosis, US death rate 1.44 per 100K, esp. DC/4.0, NM/2.8, AL/2.6 --3,130  
 58. 1977 -- tuberculosis, US death rate 1.35 per 100K, esp. DC/4.24, TN/2.8, KY/2.2 --2,968  
 59. 1978 -- tuberculosis, ICD-8 codes 010-019, esp. NY/283, CA/217, PA/185, IL/165 --2,914  
 60. 1979 -- tuberculosis, US death rate 0.89 per 100K, esp. DC/2.7, KY/1.7, MS/1.6 --2,007  
 61. 1980 -- tuberculosis, US death rate 0.87 per 100K, esp. DC/4.21, SC, 1.79, AL/1.74 --1,978  
 62. 1989 -- tuberculosis, US death rate 0.80 per 100K, esp. DC/2.55; NY/1.63; LA/1.34 --1,970  
 63. 1981 -- tuberculosis, US death rate 0.84 per 100K, esp. AL/1.96, DC/1.57, FL/1.43 --1,937  
 64. 1988 -- tuberculosis, US death rate 0.78 per 100K, esp. DC/2.05, NY/1.61, HI/1.48 --1,921  
 65. 1990 -- tuberculosis, US death rate 0.73 per 100K, esp. DC/1.97; NY/1.63; MS/1.48 --1,810  
 66. 1982 -- tuberculosis, US death rate 0.78 per 100K, esp. DC/2.83, AL/1.63, TN/1.4 --1,807  
 67. 1986 -- tuberculosis, US death rate 0.74 per 100K, esp. DC/1.72, DE/1.43, NY/1.34 --1,782  
 68. 1983 -- tuberculosis, US death rate 0.76 per 100K, esp. DC/3.63, AL/1.6, LA/1.2 --1,779  
 69. 1987 -- tuberculosis, US death rate 0.72 per 100K, esp. DC/2.82, AL/1.54, NY/1.5 --1,755  
 70. 1985 -- tuberculosis, US death rate 0.74 per 100K, esp. DC/3.46, GA/1.34, AL/1.23 --1,752  
 71. 1984 -- tuberculosis, US death rate 0.73 per 100K, esp. DC/3.62, AL/1.57, NY/1.21 --1,729  
 72. 1991 -- tuberculosis, US death rate 0.68 per 100K, esp. DC/2.32. NY/1.62; AR/1.17 --1,713  
 73. 1992 -- tuberculosis, US death rate 0.66 per 100K, esp. NY, 1.38; MS, 1.33 --1,705

**Disease** -- **TUBERCULOSIS** -- By **Mortality** (continued):

74. 1993 -- tuberculosis (US death rate 0.63 per 100K), esp. DC/2.51 and NY/1.16	--1,631
75. 1994 -- tuberculosis, ICD-9 code 010-018, death rate 0.56 per 100K, esp. DC, 1.86	--1,478
76. 1995 -- tuberculosis, ICD-9 code 010-018, death rate 0.5 per 100K, esp. DC, 1.89	--1,336
77. 1996 -- tuberculosis, ICD-9 code 010-018, death rate 0.45 per 100K, esp. DC, 1.92	--1,202
78. 1997 -- tuberculosis, ICD-9 code 010-018, death rate 0.43 per 100K, esp. HI, 0.99	--1,166
79. 1998 -- tuberculosis, ICD-9 code 010-018, death rate 0.40 per 100K, esp. LA, 0.72	--1,112
80. 1999 -- tuberculosis, ICD-10 code A16-19, death rate 0.333 per 100K, esp. NM, 0.608	-- 930
81. 2002 -- tuberculosis, ICD-10 code A16-19, death rate 0.273 per 100K, esp. AR, 0.443	-- 784
82. 2000 -- tuberculosis, ICD-10 code A16-19; death rate 0.276 per 100K, esp. LA, 0.559	-- 776
83. 2001 -- tuberculosis, ICD-10 code A16-19, death rate 0.268 per 100K, esp. DC, 1.741	-- 764
84. 2003 -- tuberculosis, ICD-10 code A16-19, death rate 0.25 per 100K, esp. LA, 0.49	-- 711
85. 2004 -- tuberculosis, ICD-10 code A16-19, death rate 0.22 per 100K, esp. KY, 0.36	-- 657
86. 2006 -- tuberculosis, ICD-10 code A16-19, death rate 0.22 per 100K, esp. AR/.35, LA/.33	-- 652
87. 2005 -- tuberculosis, ICD-10 code A16-19, death rate 0.22 per 100K, esp. LA, 0.39	-- 648
88. 2021 -- tuberculosis, ICD-10 codes A16-A19, esp. CA/106, TX/58, FL/36, NY/36, VA/22	--602
89. 2020 -- tuberculosis, ICD-10 Codes A16-A19, esp. CA/119, TX/66, NY/36, FL/30	-- 600
90. 2008 -- tuberculosis, ICD-10 code A16-19, death rate 0.19; esp. MS (above avg. rate)	-- 585
91. 2010 -- tuberculosis, ICD-10 Code A16-19, esp. AL, CA, KY, TX (above avg. death rate)	-- 569
92. 2013 -- tuberculosis, ICD-10 Code A16-A19, especially CA (133) and TX (61)	-- 555
93. 2007 -- tuberculosis, death rate 0.184 per 100K, esp. TN/.389 above avg. death rate	-- 554
94. 2018 -- tuberculosis, ICD-10 codes A16-A19, esp. CA/100, TX/50, NY/39, FL/38	-- 542
95. 2011 -- tuberculosis, ICD-10 Code A16-A19, esp. CA (108), NY, SC (above avg. DR)	-- 539
96. 2009 -- tuberculosis, ICD-10 code A16-19, esp. CA, LA, OK, TX (above avg. death rate)	-- 529
97. 2016 -- tuberculosis, ICD-10 Codes A16-A19, esp. CA/111, TX/55, FL/36, OK/14	-- 528
98. 2019 -- tuberculosis, ICD-10 codes A16-A19, esp. CA/112, TX/54, NY/37, FL/35	-- 526
99. 2017 -- tuberculosis, IDC-10 code A16-19, esp. CA/108 TX/49 NY/31 PA/22 NJ/21	-- 515
100. 2012 -- tuberculosis, ICD-10 Code A16-A19, especially CA (101) and TX (63)	-- 510
101. 1804 -- tuberculosis, "Phthisis Pulmonalis," New York City (2,125 deaths all causes)	-- 499
102. 2014 -- tuberculosis, ICD-10 Code A16-A19, especially CA (101)	-- 493
103. 2015 -- tuberculosis, ICD-10 Codes A16-A19, esp. CA/85, TX/61, NY/35, PA/22	-- 470
104. 1805 -- tuberculosis (Phthisis Pulmonalis), New York City (2,344 deaths all causes)	-- 462
105. 1806 -- tuberculosis (Phthisis Pulmonalis), New York City (2,225 deaths all causes)	-- 354

**Disease -- TUBERCULOSIS -- Chronological**

1.	1804 -- tuberculosis, "Phthisis Pulmonalis," New York City (2,125 deaths all causes) --	499
2.	1805 -- tuberculosis (Phthisis Pulmonalis), New York City (2,344 deaths all causes) --	462
3.	1806 -- tuberculosis (Phthisis Pulmonalis), New York City (2,225 deaths all causes) --	354
4.	1850 -- tuberculosis (consumption), esp. NY/6,691, PA/3,520, MA/3,426, OH/2,558	33,516
5.	1860 -- tuberculosis (consumption), nationwide	49,082
6.	1861-65--Apr-June, tuberculosis, Civil War, Union/6,946 deaths, Confederate/?	~14,000
7.	1870 -- tuberculosis (consumption), nationwide	69,896
8.	1875 -- tuberculosis/consumption; data on Chicago/880, MI/1419, NYC/4172, Philly/2359	--8,830
9.	1879 -- June-May 1880, tuberculosis, esp., NY, PA, OH, IL, IN, TN, KY, MA	91,270
10.	1900 -- tuberculosis, esp. CA, IL, IN, KY, MA, MO, NJ, NY, OH, PA, TN	109,750
11.	1905 -- tuberculosis (10 registration states, DC, 134 non-registration cities), esp. NY	56,770
12.	1906 -- tuberculosis, Philadelphia, PA	3,742
13.	1907 -- tuberculosis, esp. CA/Chicago, IN/MA/NY (esp. NYC)/PA (esp. Philly)	76,650
14.	1908 -- tuberculosis, Philadelphia, PA	3,490
15.	1909 -- tuberculosis, Philadelphia, PA	3,496
16.	1910 -- tuberculosis, Philadelphia, PA	3,190
17.	1911 -- Aug-Dec, tuberculosis, NYC, NY, IL, CA, IN, MA, NJ, PA, TX	10,926
18.	1912 -- Jan 1-Jun 8, tuberculosis, CA, IL, IN, MA, MO, NJ, NYC, PA, TX, WI	17,463
19.	1920 -- tuberculosis, esp. Denver, San Antonio, Nashville, New Orleans	99,916
20.	1925 -- tuberculosis, esp. NY/10,282, PA/7,300, CA/5,934, IL/5,537, OH/4,819	89,268
21.	1931 -- tuberculosis, esp. PA/10,857; NY/8,618; CA/5,308; IL/4,830; OH/4,253, TN	81,395
22.	1937 -- tuberculosis (respiratory system), international list #23, <i>Vital Statistics Pt. I</i>	63,330
23.	1938 -- tuberculosis (respiratory system), international list #23, <i>Vital Statistics Part I</i>	58,027
24.	1939 -- tuberculosis, nationwide, especially CA, IL, NY, OH, PA, TN, TX	61,609
25.	1940 -- tuberculosis, especially CA, IL, NY, OH, PA and TX	55,576
26.	1941 -- tuberculosis (all forms)	59,251
27.	1942 -- tuberculosis, all forms. <i>Vital Statistics of US 1942 -- Part II...Mortality</i>	57,690
28.	1943 -- tuberculosis, all forms codes 13-22 (respiratory, code 13 was 52,407)	57,005
29.	1944 -- tuberculosis, nationwide, esp. CA, IL, MI, NJ, NY, OH, PA, TN, TX	54,731
30.	1946 -- tuberculosis, respiratory, code 13 (all forms including respiratory, 50,911)	46,939
31.	1947 -- tuberculosis, respiratory, code 13 (all forms including respiratory were 48,064)	44,462
32.	1948 -- tuberculosis, respiratory, code 13 (all forms including respiratory were 43,833)	40,420
33.	1949 -- tuberculosis, respiratory (all forms including respiratory were 39,100)	35,988
34.	1950 -- tuberculosis, pulmonary. Code 002, Sixth Rev. of International Lists, 1948	29,228
35.	1951 -- tuberculosis (respiratory), esp. NY/3.5K, PA/2.5K, CA/2.2K, TX/2K, IL/1.8K	31,163

36. 1952 -- tuberculosis (respiratory), esp. NY/2462, CA/1678, PA/1662, IL/1385, TX/12K 22,700
37. 1953 -- tuberculosis/respiratory, esp. NY/1983, PA/1428, CA/1383, IL/1235, TX/948--17,954
38. 1954 -- tuberculosis (respiratory), esp. NY/1667, CA/1108, PA/1100, IL/939, TX/843 --15,146
39. 1955 -- tuberculosis (respiratory), esp. NY/1642, PA/1239, CA/1076, IL/797, TX/736--13,676
40. 1956 -- tuberculosis (respiratory), esp. NY/1,577, PA/1,029, CA/938, IL/763, TX --12,978
41. 1957 -- tuberculosis (respiratory), esp. NY/1,493, PA/959, CA/833, TX/733, IL/673 --12,384
42. 1958 -- tuberculosis, esp. NY/1,380, PA/1013, CA/872, IL/725, TX/721, OH/550 --12,361
43. 1959 -- tuberculosis, esp. NY/1,316, PA/981, CA/815, IL/643, TX,633, OH/527 --11,456

**Disease -- TUBERCULOSIS -- Chronological (continued):**

44. 1960 -- tuberculosis, death rate 6.1 per 100K; esp. AZ/12.1, DC/11.8, KY/10.7 --10,866
45. 1961 -- tuberculosis, US death rate 5.4 per 100K; esp. DC/13. KY/10, AR/10.6, AZ/9.4 --9,938
46. 1962 -- tuberculosis, US death rate 5.1 per 100K; esp. DC/11.9, KY/9.8, AZ&AR/9.7 --9,508
47. 1963 -- tuberculosis, US death rate 4.9; esp. DC/12.3, AZ/9.7, WV/8.6, KY/8.7 WV/8.6 --9,311
48. 1964 -- tuberculosis, US death rate 4.3; esp. DC/12, AZ/9, AL/7.4, WV/7.2, TN/7.0 --8,303
49. 1965 -- tuberculosis, US death rate 4.1 per 100K; DC/12.7, AL/7.5, AZ/7.5, NM/6.6 --7,934
50. 1966 -- tuberculosis, esp. NY/844, PA/589, CA/537, IL/410, TX/404, OH/340 --7,625
51. 1967 -- tuberculosis --6,901
52. 1968 -- tuberculosis, US death rate 3.2 per 100K, esp. DC/10.9, AZ/6.2, AL/6., WV/6. --6,292
53. 1969 -- tuberculosis, US death rate 2.76 per 100K, esp. DC/9.6, AZ/6.0, AL/5.9, WV --5,567
  
54. 1970 -- tuberculosis, US death rate 2.56 per 100K, esp. DC/6.8 AL/5.0 WV/4.5 KY/4.3 --5,217
55. 1971 -- tuberculosis, US death rate 2.18 per 100K, esp. DC/5.8 AL/4.1 TN/3.5 AZ/3 --4,501
56. 1972 -- tuberculosis, US death rate 2.09 per 100K, esp. DC/4.8, DE/4.2, AL/3.9 NM/3.9 --4,376
57. 1973 -- tuberculosis, US death rate 1.84 per 100K, esp. DC/5.0 TN/2.9 AL/2.8 WV/2.8 --3,875
58. 1974 -- tuberculosis, US death rate 1.65 per 100K, esp. DC/5.1, KY/2.8, TN/2.6 --3,513
59. 1975 -- tuberculosis, US death rate 1.55 per 100K, esp. DC/3.8, KY/2.74, TN/2.72 --3,333
60. 1976 -- tuberculosis, US death rate 1.44 per 100K, esp. DC/4.0, NM/2.8, AL/2.6 --3,130
61. 1977 -- tuberculosis, US death rate 1.35 per 100K, esp. DC/4.24, TN/2.8, KY/2.2 --2,968
62. 1978 -- tuberculosis, ICD-8 codes 010-019, esp. NY/283, CA/217, PA/185, IL/165 --2,914
63. 1979 -- tuberculosis, US death rate 0.89 per 100K, esp. DC/2.7, KY/1.7, MS/1.6 --2,007
  
64. 1980 -- tuberculosis, US death rate 0.87 per 100K, esp. DC/4.21, SC, 1.79, AL/1.74 --1,978
65. 1981 -- tuberculosis, US death rate 0.84 per 100K, esp. AL/1.96, DC/1.57, FL/1.43 --1,937
66. 1982 -- tuberculosis, US death rate 0.78 per 100K, esp. DC/2.83, AL/1.63, TN/1.4 --1,807
67. 1983 -- tuberculosis, US death rate 0.76 per 100K, esp. DC/3.63, AL/1.6, LA/1.2 --1,779
68. 1984 -- tuberculosis, US death rate 0.73 per 100K, esp. DC/3.62, AL/1.57, NY/1.21 --1,729
69. 1985 -- tuberculosis, US death rate 0.74 per 100K, esp. DC/3.46, GA/1.34, AL/1.23 --1,752
70. 1986 -- tuberculosis, US death rate 0.74 per 100K, esp. DC/1.72, DE/1.43, NY/1.34 --1,782
71. 1987 -- tuberculosis, US death rate 0.72 per 100K, esp. DC/2.82, AL/1.54, NY/1.5 --1,755
72. 1988 -- tuberculosis, US death rate 0.78 per 100K, esp. DC/2.05, NY/1.61, HI/1.48 --1,921
73. 1989 -- tuberculosis, US death rate 0.80 per 100K, esp. DC/2.55; NY/1.63; LA/1.34 --1,970
  
74. 1990 -- tuberculosis, US death rate 0.73 per 100K, esp. DC/1.97; NY/1.63; MS/1.48 --1,810
75. 1991 -- tuberculosis, US death rate 0.68 per 100K, esp. DC/2.32. NY/1.62; AR/1.17 --1,713

- 76. 1992 -- tuberculosis, US death rate 0.66 per 100K, esp. NY, 1.38; MS, 1.33 --1,705
- 77. 1993 -- tuberculosis, US death rate 0.63 per 100K, esp. DC/2.51 and NY/1.16 --1,631
- 78. 1994 -- tuberculosis, ICD-9 code 010-018, death rate 0.56 per 100K, esp. DC, 1.86 --1,478
- 79. 1995 -- tuberculosis, ICD-9 code 010-018, death rate 0.5 per 100K, esp. DC, 1.89 --1,336
- 80. 1996 -- tuberculosis, ICD-9 code 010-018, death rate 0.45 per 100K, esp. DC, 1.92 --1,202
- 81. 1997 -- tuberculosis, ICD-9 code 010-018, death rate 0.43 per 100K, esp. HI, 0.99 --1,166
- 82. 1998 -- tuberculosis, ICD-9 code 010-018, death rate 0.40 per 100K, esp. LA, 0.72 --1,112
- 83. 1999 -- tuberculosis, ICD-10 code A16-19, death rate 0.33 per 100K, esp. NM, 0.608 -- 930

**Disease – TUBERCULOSIS – Chronological – continued:**

- 84. 2000 -- tuberculosis, ICD-10 code A16-19; death rate 0.276 per 100K, esp. LA, 0.559 -- 776
- 85. 2001 -- tuberculosis, ICD-10 code A16-19, death rate 0.268 per 100K, esp. DC, 1.741 -- 764
- 86. 2002 -- tuberculosis, ICD-10 code A16-19, death rate 0.273 per 100K, esp. AR, 0.443-- 784
- 87. 2003 -- tuberculosis, ICD-10 code A16-19, death rate 0.25 per 100K, esp. LA, 0.49 -- 711
- 88. 2004 -- tuberculosis, ICD-10 code A16-19, death rate 0.22 per 100K, esp. KY, 0.36 -- 657
- 89. 2005 -- tuberculosis, ICD-10 code A16-19, death rate 0.22 per 100K, esp. LA, 0.39 -- 648
- 90. 2006 -- tuberculosis, ICD-10 code A16-19, death rate 0.22 per 100K, esp. AR/.35, LA/.33-- 652
- 91. 2007 -- tuberculosis, death rate 0.184 per 100K, esp. TN/.389 above avg. death rate -- 554
- 92. 2008 -- tuberculosis, ICD-10 code A16-19, death rate 0.19; esp. MS (above avg. rate) -- 585
- 93. 2009 -- tuberculosis, ICD-10 code A16-19, esp. CA, LA, OK, TX (above avg. death rate) -- 529
  
- 94. 2010 -- tuberculosis, ICD-10 codes A16-19, esp. AL, CA, KY, TX (above avg. death rate)-- 569
- 95. 2011 -- tuberculosis, ICD-10 codes A16-A19, esp. CA (108), NY, SC (above avg. DR) -- 539
- 96. 2012 -- tuberculosis, ICD-10 codes A16-A19, especially CA (101) and TX (63) -- 510
- 97. 2013 -- tuberculosis, ICD-10 codes A16-A19, especially CA (133) and TX (61) -- 555
- 98. 2014 -- tuberculosis, ICD-10 codes A16-A19, especially CA (101) -- 493
- 99. 2015 -- tuberculosis, ICD-10 codes A16-A19, esp. CA/85, TX/61, NY/35, PA/22 -- 470
- 100. 2016 -- tuberculosis, ICD-10 codes A16-A19, esp. CA/111, TX/55, FL/36, OK/14 -- 528
- 101. 2017 -- tuberculosis, IDC-10 codes A16-A19, esp. CA/108, TX/49 NY/31 PA/22 -- 515
- 102. 2018 -- tuberculosis, ICD-10 codes A16-A19, esp. CA/100, TX/50, NY/39, FL/38 -- 542
- 103. 2019 -- tuberculosis, ICD-10 codes A16-A19, esp. CA/112, TX/54, NY/37, FL/35 -- 526
  
- 104. 2020 -- tuberculosis, ICD-10 codes A16-A19, esp. CA/119, TX/66, NY/36, FL/30 -- 600
- 105. 2021 -- tuberculosis, ICD-10 codes A16-A19, esp. CA/106, TX/58, FL/36, NY/36, VA/22--602

**Disease -- TYPHOID FEVER -- By Mortality**

1.	1861-65--Apr-June, typhoid fever, Civil War, Confederate/Union forces	~65,000
2.	1900 -- typhoid, esp. AL, AR, GA, IN, KY, MS, MO, NY, NC, OH, PA, TN, TX	35,379
3.	1889-90, June-May, typhoid (Enteric) fever, esp. PA, 2.8K, NY/1.7K, IL/1.7K, OH/1.6K	--27,058
4.	1910 -- typhoid fever, avg. death rate 23.5; esp. NC, 57.7, CO/41.9, MD/40.7, MT/39.9	--25,000
5.	1879 -- June-May 1880, typhoid (“Enteric”) fever, especially IL, IN, MO, OH, TX	23,339
6.	1870 -- typhoid fever, nationwide, esp. IL, IN, MA, MO, NY, OH, PA	22,187
7.	1860 -- typhoid fever, Census “Registration” States	19,236
8.	1850 -- typhoid fever, 31 States, Washington, DC, four Territories	13,099
9.	1907 -- typhoid, esp. PA/3,538, NY/1,702 IN/948 MI/594 CA/545 OH/523 MD/520	--12,670
10.	1897 -- typhoid (Enteric) fever, esp. NY/1.5K, OH/1.2K, MA/1.1K, IN/655, PA	-->9,192
11.	1918 -- typhoid fever, 33 Registration States, DC and Puerto Rico, esp. TX	9,100
12.	1925 -- typhoid & paratyphoid fever, 48 States, esp. KY/668, TN/653, LA/649	8,287
13.	1920 -- typhoid fever, esp. PA/503 KY/490 OH/435 TN/434 IL/380 NY/SC/379 <sup>337</sup>	6,805
14.	1891 -- typhoid fever, esp. Chicago/2K, NY/1926, Philadelphia/683, NJ/695, DC	--5,840
15.	1898 -- typhoid, esp. June-Dec, Spanish War Army camps and civilians, esp. Philly	-->4,627
16.	1936 -- typhoid fever, international list #1, Census Bureau. <i>Mortality Statistics 1936</i>	--3,098
17.	1891 -- typhoid fever, Chicago (2,000), DC (208), Philadelphia (516)	--2,724
18.	1937 -- typhoid, international list #1, Census Bureau. <i>Vital Statistics 1938, Pt. I</i>	--2,659
19.	1938 -- typhoid, international list #1, Census Bureau. <i>Vital Statistics 1938, Pt. I</i>	--2,349
20.	1864 -- typhoid, Chicago/192, Philadelphia/648; typhus/typhoid, NYC/1,425	--2,265
21.	1865 -- typhus/typhoid NYC/1,075; typhoid/Chicago/190 and Philadelphia/773	--2,038
22.	1939 -- typhoid, international list #1, Census Bureau. <i>Vital Statistics 1939, Part I</i>	--1,922
23.	1911 -- typhoid fever, PA	--1,716
24.	1847 -- typhoid and typhus, New York City (1,396), typhus, New Orleans (154)	--1,550
25.	1848 -- typhus and typhoid, New Orleans, LA/372, NYC/953, South Philly/205	--1,530
26.	1940 -- typhoid fever, Census Bureau. <i>Vital Statistics, Part II, 1940, Mortality</i> , p.210	--1,443
27.	1851 -- typhus/typhoid, NYC/1,103, New Orleans/typhus/228, Chicago/typhoid/10	--1,341
28.	1912 -- typhoid fever, PA	--1,310
29.	1899 -- typhoid fever epidemics/outbreaks, Greensboro, NC; PA, esp. Philadelphia	--1,026
30.	1941 -- typhoid fever, Census Bureau. <i>Vital Statistics, Part I, 1941, Mortality</i> , p. 150	--1,022
31.	1942 -- typhoid fever; Census Bureau. <i>Vital Statistics...US 1942...Mortality</i>	-- 750
32.	1881 -- typhoid fever, Birmingham AL, Washington DC, Minneapolis, NYC	-- 692
33.	1943 -- typhoid and paratyphoid fever; Census Bureau. <i>Vital Statistics 1943, II</i> , p. 192--	683
34.	1944 -- typhoid fever (502). Int. List No.1; paratyphoid fever (50) <i>Vital Statistics 1944--</i>	572
35.	1945 -- typhoid fever (471), Int. List No. 1; paratyphoid fever (63), Int. List No. 2	-- 534
36.	1875 -- typhoid fever, 3 <sup>rd</sup> leading cause of death in MI for year	-- 433
37.	1912 -- Apr, typhoid fever, NY	-- 433
38.	1946 -- typhoid fever (349), Int. List No.1 and paratyphoid fever (58), Int. List No.2	-- 408
39.	1947 -- typhoid fever (282), Int. List No.1 and paratyphoid fever (43), Int. List No.2	-- 325

<sup>337</sup> Based on death certificate data from 34 “registration states” as well as 17 cites in non-registration states of AL, GA, ND, OK, TX and WV, representing 82.3% of total estimated U.S. and Hawaii territory population. AK was not a State. Other non-reporting states were AZ, AR, ID, IA, MN, NM, SD, and WY.



**Disease – TYPHOID FEVER – By Mortality:**

40. 1754 -- typhoid fever, Philadelphia, PA	-- 273
41. 1885 -- typhoid fever epidemic, Plymouth, PA (114) & Washington, DC (124)	-- 238
42. 1948 -- typhoid fever (code 040)/205, and paratyphoid fever (code 041)/28	-- 233
43. 1893 -- typhoid fever, Washington, DC	-- 186
44. 1892 -- typhoid fever, Washington, DC	-- 183
45. 1949 -- typhoid fever, code 040 (161), and paratyphoid fever, code 041 (15)	-- 176
46. 1889 -- typhoid fever, Washington, DC	-- 170
47. 1888 -- typhoid fever, Washington, DC	-- 168
48. 1886 -- typhoid fever, Washington, DC	-- 125
49. 1882 -- typhoid fever, Washington, DC	-- 120
50. 1887 -- typhoid fever, Washington, DC	-- 116
51. 1950 -- typhoid fever (96) and paratyphoid fever (18)	-- 114
52. 1853 -- typhoid outbreak, Native Americans, Nevada City vicinity, CA	-- ~100
53. 1959 -- typhoid fever/22 & paratyphoid fever/72; PHS, <i>Vital Statistics-Mortality 1959</i> --	94
54. 1883 -- typhoid fever, Washington, DC	-- 92
55. 1727 -- Sum. esp., typhoid fever-like epidemic Norwich (~40) & Woodbury (≥44), CT <sup>338</sup> --	≥84
56. 1951 -- typhoid fever (code 040), <i>Vital Statistics-Mortality 1951</i> ; esp. TX/12, PA/9	-- 84
57. 1964 -- typhoid fever/14 and paratyphoid fever/67; PHS, <i>Vital Statistics, 1964</i>	-- 81
58. 1952 -- typhoid fever, <i>Vital Statistics-Mortality 1952</i> (040); esp. MS/7, TX/7, SC/6	-- 79
59. 1884 -- typhoid fever, Washington, DC	-- 76
60. 1956 -- typhoid fever, US PHS, <i>Vital Statistics-Mortality 1956</i> , esp. TX/6, CA/5, KY/5--	54
61. 1953 -- typhoid fever, <i>Vital Statistics-Mortality 1953</i> ; esp. TX/8 and AR/7	-- 53
62. 1746 -- Aug-frost (probably Oct), yellow fever or typhoid epidemic, Albany, NY <sup>339</sup>	-- 45
63. 1954 -- typhoid fever, Public Health Service, <i>Vital Statistics-Mortality 1954</i> ; esp. TX/6--	45
64. 1955 -- typhoid fever, US Public Health Service, <i>Vital Statistics-Mortality 1955</i>	-- 34
65. 1957 -- typhoid fever, US PHS, <i>Vital Statistics-Mortality 1957</i> , esp. TX (6)	-- 34
66. 1960 -- typhoid fever/21, paratyphoid fever/8; PHS, <i>Vital Statistics-Mortality 1960</i>	-- 29
67. 1963 -- typhoid fever/21 & paratyphoid fever/7; PHS, <i>Vital Statistics-Mortality 1963</i>	-- 28
68. 1961 -- typhoid fever (17) and paratyphoid fever (7)	-- 24
69. 1958 -- typhoid fever/23, U.S. Public Health Service, <i>Vital Statistics-Mortality 1958</i>	-- 23
70. 1962 -- typhoid fever/15 and paratyphoid fever/7; PHS, <i>Vital Statistics-Mortality 1962</i> --	22
71. 1966 -- typhoid fever, AL/AZ/AR/GA/KY/MD/MS/NE/NY/OH/OK/SC/TN/TX	--15-16
72. 1967 -- typhoid fever	-- 12
73. 1968 -- typhoid/paratyphoid fever; ICD-8 code 001-002; CA/DC/GA/IL/MD/NJ/NM/NC/OK/TX/WV--	12
1972 -- typhoid fever; ICD-8 code 001 (typhoid fever); MD/2, MI/2, TX/4	-- 8
1973 -- typhoid fever; ICD-8 code 001 (typhoid fever); IN/1 MO/3 NY/1 OH/1 TN1	-- 7
1965 -- typhoid fever	-- 6

<sup>338</sup> epidemic cause not known. One of the sources (Duffy) notes it bore “some resemblance to typhoid attacks.”

<sup>339</sup> Sources consulted then and since (five), disagree as to yellow fever or typhoid. Cross-listing in both sub-sets.

1970 -- typhoid fever; ICD-8 code 001 (typhoid fever); AL/IL/NY/OK/1 each, TN/2 -- 6  
1979 -- typhoid & paratyphoid fevers ICD-9 codes 002.0-002.9, AZ/CA/GA/MS/TX -- 5  
1969 -- typhoid fever; ICD-8 code 001 (typhoid fever); AR (2), MO (1), TX (1) -- 4

**Disease -- TYPHOID FEVER -- Chronological**

1. 1727 -- Sum. esp., typhoid fever-like epidemic Norwich (~40) & Woodbury (≥44), CT<sup>340</sup> -- ≥84
2. 1746 -- Aug-frost (probably Oct), yellow fever or typhoid epidemic, Albany, NY<sup>341</sup> -- 45
3. 1754 -- typhoid fever, Philadelphia, PA -- 273
  
4. 1847 -- typhoid and typhus, New York City (1,396), typhus, New Orleans (154) --1,550
5. 1848 -- typhus and typhoid, New Orleans, LA/372, NYC/953, South Philly/205 --1,530
  
6. 1850 -- typhoid fever, 31 States, Washington, DC, four Territories --13,099
7. 1851 -- typhus/typhoid, NYC/1,103, New Orleans/typhus/228, Chicago/typhoid/10 --1,341
8. 1853 -- typhoid outbreak, Native Americans, Nevada City vicinity, CA -- ~100
  
9. 1860 -- typhoid fever, Census “Registration” States --19,236
10. 1861-65--Apr-June, typhoid fever, Civil War, Confederate/Union forces ~65,000
11. 1864 -- typhoid, Chicago/192, Philadelphia/648; typhus/typhoid, NYC/1,425 --2,265
12. 1865 -- typhus/typhoid NYC/1,075; typhoid/Chicago/190 and Philadelphia/773 --2,038
  
13. 1870 -- typhoid fever, nationwide, esp. IL, IN, MA, MO, NY, OH, PA --22,187
14. 1875 -- typhoid fever, 3<sup>rd</sup> leading cause of death in MI for year -- 433
15. 1879 -- June-May 1880, typhoid (“Enteric”) fever, especially IL, IN, MO, OH, TX 23,339
  
16. 1881 -- typhoid fever, Birmingham AL, Washington DC, Minneapolis, NYC -- 692
17. 1882 -- typhoid fever, Washington, DC -- 120
18. 1883 -- typhoid fever, Washington, DC -- 92
19. 1884 -- typhoid fever, Washington, DC -- 76
20. 1885 -- typhoid fever epidemic, Plymouth, PA (114) & Washington, DC (124) -- 238
21. 1886 -- typhoid fever, Washington, DC -- 125
22. 1887 -- typhoid fever, Washington, DC -- 116
23. 1888 -- typhoid fever, Washington, DC -- 168
24. 1889 -- typhoid fever, Washington, DC -- 170
  
25. 1889-90, June-May, typhoid (Enteric) fever, esp. PA, 2.8K, NY/1.7K, IL/1.7K, OH/1.6K --27,058
26. 1891 -- typhoid fever, esp. Chicago/2K, NY/1926, Philadelphia/683, NJ/695, DC --5,840
27. 1892 -- typhoid fever, Washington, DC -- 183
28. 1893 -- typhoid fever, Washington, DC -- 186
29. 1897 -- typhoid (Enteric) fever, esp. NY/1.5K, OH/1.2K, MA/1.1K, IN/655, PA -->9,192
30. 1898 -- typhoid, esp. June-Dec, Spanish War Army camps and civilians, esp. Philly -->4,627
31. 1899 -- typhoid fever epidemics/outbreaks, Greensboro, NC; PA, esp. Philadelphia --1,026
  
32. 1900 -- typhoid, esp. AL, AR, GA, IN, KY, MS, MO, NY, NC, OH, PA, TN, TX --35,379
33. 1907 -- typhoid, esp. PA/3,538, NY/1,702 IN/948 MI/594 CA/545 OH/523 MD/520 --12,670
  
34. 1910 -- typhoid fever, avg. death rate 23.5; esp. NC, 57.7, CO/41.9, MD/40.7, MT/39.9 --25,000

<sup>340</sup> epidemic cause not known. One of the sources (Duffy) notes it bore “some resemblance to typhoid attacks.”

<sup>341</sup> Sources noted then and since (five), disagree as to yellow fever or typhoid. Cross-listing in both sub-sets.

35. 1911 -- typhoid fever, PA	--1,716
36. 1912 -- typhoid fever, PA	--1,310
37. 1918 -- typhoid fever, 33 registration states, DC and Puerto Rico, esp. TX	--9,100

**Disease -- TYPHOID FEVER -- Chronological**

38. 1920 -- typhoid fever, esp. PA/503 KY/490 OH/435 TN/434 IL/380 NY/SC/379 <sup>342</sup>	--6,805
39. 1925 -- typhoid & paratyphoid fever, 48 States, esp. KY/668, TN/653, LA/649	--8,287
40. 1936 -- typhoid fever, international list #1, Census Bureau. <i>Mortality Statistics 1936</i>	--3,098
41. 1937 -- typhoid, international list #1, Census Bureau. <i>Vital Statistics 1938, Pt. I</i>	--2,659
42. 1938 -- typhoid, international list #1, Census Bureau. <i>Vital Statistics 1938, Part I</i>	--2,349
43. 1939 -- typhoid, international list #1, Census Bureau. <i>Vital Statistics 1939, Part I</i>	--1,922
44. 1940 -- typhoid fever, Census Bureau. <i>Vital Statistics, Part II, 1940, Mortality</i> , p.210	--1,443
45. 1941 -- typhoid fever, Census Bureau. <i>Vital Statistics, Part I, Mortality</i> , p. 150	--1,022
46. 1942 -- typhoid fever; Census Bureau. <i>Vital Statistics...US 1942...Mortality</i>	-- 750
47. 1943 -- typhoid and paratyphoid fever; Census Bureau. <i>Vital Statistics 1943, II</i> , p. 192--	683
48. 1944 -- typhoid fever (502). Int. List No.1; paratyphoid fever (50) <i>Vital Statistics 1944--</i>	572
49. 1945 -- typhoid fever (471), Int. List No.1; paratyphoid fever (63), Int. List No. 2	-- 534
50. 1946 -- typhoid fever (349), Int. List No.1; paratyphoid fever (58), Int. List No. 2	-- 408
51. 1947 -- typhoid fever (282), Int. List No.1; paratyphoid fever (43), Int. List No. 2	-- 325
52. 1948 -- typhoid fever, code 040 (205), and paratyphoid fever, code 041 (28)	-- 233
53. 1949 -- typhoid fever, code 040 (161), and paratyphoid fever, code 041 (15)	-- 176
54. 1950 -- typhoid fever, code 040 (96) and paratyphoid fever, code 041 (18)	-- 114
55. 1951 -- typhoid fever (code 040), <i>Vital Statistics-Mortality 1951</i> ; esp. TX/12, PA/9	-- 84
56. 1952 -- typhoid fever, <i>Vital Statistics-Mortality 1952</i> (040); esp. MS/7, TX/7, SC/6	-- 79
57. 1953 -- typhoid fever, <i>Vital Statistics-Mortality 1953</i> ; esp. TX/8 and AR/7	-- 53
58. 1954 -- typhoid fever, Public Health Service, <i>Vital Statistics-Mortality 1954</i> ; esp. TX/6--	45
59. 1955 -- typhoid fever, US Public Health Service, <i>Vital Statistics-Mortality 1955</i>	-- 34
60. 1956 -- typhoid fever, US PHS, <i>Vital Statistics-Mortality 1956</i> , esp. TX/6, CA/5, KY/5--	54
61. 1957 -- typhoid fever, US PHS, <i>Vital Statistics-Mortality 1957</i> , esp. TX (6)	-- 34
62. 1958 -- typhoid fever/23, U.S. Public Health Service, <i>Vital Statistics-Mortality 1958</i>	-- 23
63. 1959 -- typhoid fever/22 & paratyphoid fever/72; PHS, <i>Vital Statistics-Mortality 1959--</i>	94
64. 1960 -- typhoid fever/21, paratyphoid fever/8; PHS, <i>Vital Statistics-Mortality 1960</i>	-- 29
65. 1961 -- typhoid fever (17) and paratyphoid fever (7)	-- 24
66. 1962 -- typhoid fever/15 and paratyphoid fever/7; PHS, <i>Vital Statistics-Mortality 1962--</i>	22
67. 1963 -- typhoid fever/21 & paratyphoid fever/7; PHS, <i>Vital Statistics-Mortality 1963</i>	-- 28
68. 1964 -- typhoid fever/14 and paratyphoid fever/67; PHS, <i>Vital Statistics, 1964</i>	-- 81
1965 -- typhoid fever	-- 6

<sup>342</sup> Based on death certificate data from 34 "registration states" as well as 17 cites in non-registration states of AL, GA, ND, OK, TX and WV, with an estimated population of 87,45,921 or 82.3% of total estimated U.S. and Hawaii territory population. AK was not a State. Other non-reporting states were AZ, AR, ID, IA, MN, NM, SD, and WY.

69. 1966 -- typhoid fever, AL/AZ/AR/GA/KY/MD/MS/NE/NY/OH/OK/SC/TN/TX	--15-16
70. 1967 -- typhoid fever	-- 12
71. 1968 -- typhoid/paratyphoid fever; ICD-8 code 001-002; CA/DC/GA/IL/MD/NJ/NM/NC/OK/TX/WV--	12
1969 -- typhoid fever; ICD-8 code 001 (typhoid fever); AR (2), MO (1), TX (1)	-- 4
1970 -- typhoid fever; ICD-8 code 001 (typhoid fever); AL/IL/NY/OK/1 each, TN/2	-- 6
1972 -- typhoid fever; ICD-8 code 001 (typhoid fever); MD/2, MI/2, TX/4	-- 8
1973 -- typhoid fever; ICD-8 code 001 (typhoid fever); IN/1 MO/3 NY/1 OH/1 TN/1	-- 7
1979 -- typhoid/paratyphoid fevers ICD-9 codes 002.0-002.9, AZ/CA/GA/MS/TX	-- 5

**Disease – TYPHUS and other rickettsial diseases – By Mortality**

1.	1870 -- typhus, nationwide, especially IL, IN, NY, and PA	--1,770
2.	1847 -- typhus and typhoid, New York City (1,396), typhus, New Orleans (154)	--1,550
3.	1848 -- typhus and typhoid, New Orleans, LA/372, NYC/953, South Philly/205	--1,530
4.	1851 -- typhus/typhoid, NYC/1,103, New Orleans/typhus/228, Chicago/typhoid/10	--1,341
5.	1586 -- Passamaquoddy Natives “devastated” by typhus epidemic, Maine	--hundreds?
6.	1944 -- typhus fever/typhus-like diseases, Int. list infectious/parasitic diseases No. 39	-- 404
7.	1942 -- typhus fever/typhus-like diseases, Int. list infectious/parasitic diseases No. 39	-- 322
8.	1946 -- typhus fever/typhus-like diseases, Int. list infectious/parasitic diseases No. 39	-- 289
9.	1941 -- typhus fever and typhus-like diseases (due to Rickettsia). <i>Vital Statistics</i>	-- 265
10.	1939 -- typhus fever and typhus-like diseases, int. list #39. Census. <i>Vital Statistics</i>	-- 237
11.	1947 -- typhus fever/typhus-like diseases, int. list infectious/parasitic diseases No. 39	-- 224
12.	1940 -- typhus fever, Int. code no. 39A, US Census Bureau. <i>Vital Statistics 1940</i>	-- 204
13.	1892 -- typhus fever, NYC, NY	-- 200
14.	1948 -- typhus fever & typhus-like diseases, ICD infectious/parasitic diseases code 39	-- 177
15.	1937 -- typhus, international list #3. Census Bureau. <i>Vital Statistics 1938 Part I</i>	-- 134
16.	1938 -- typhus fever, international list #3. Census Bureau. <i>Vital Statistics 1938</i>	-- 126
17.	1936 -- typhus fever, international list #3. Census Bureau. <i>Mortality Statistics 1936</i>	-- 115
18.	1949 -- typhus and other rickettsial diseases (codes 100-103. 105-108)	-- 37
19.	1953 -- typhus and other rickettsial diseases (codes 100-108), 14 States	-- 30
20.	1952 -- typhus/other rickettsial diseases (codes 100-108), 17 States, esp. GA/6, SC/3	-- 29
21.	1814 -- summer-fall, epidemic fever (referred to as typhus), Wardsborough, VT	--23-26
22.	1957 -- typhus and other rickettsial diseases	-- 26
23.	1954 -- typhus and other rickettsial diseases, 15 States	-- 20
24.	1956 -- typhus and other rickettsial diseases, 12 States	-- 19
25.	1951 -- typhus, unspecified	-- 16
26.	1962 -- typhus and other rickettsial diseases	-- 16
27.	1955 -- typhus & other rickettsial diseases, AL CO GA IN LA MD NJ NC SC TX VA	-- 15
	1971 -- typhus and other typhus (ICD-8 codes 080 and 081), GA (1), TX (1)	-- 2
	1975 -- typhus and other typhus (ICD-8 codes 080 and 081), IN (1), TX (1)	-- 2
	1970 -- typhus and other typhus (ICD-8 codes 080 and 081), TX	-- 1
	1973 -- typhus and other typhus (ICD-8 codes 080 and 081), TX	-- 1
	1976 -- typhus and other typhus (ICD-8 codes 080 and 081), AL	-- 1
	1977 -- typhus and other typhus (ICD-8 codes 080 and 081), TX	-- 1

**Disease – TYPHUS and other rickettsial diseases – Chronological**

1.	1586 -- Passamaquoddy Natives “devastated” by typhus epidemic, Maine	--hundreds?
2.	1814 -- summer-fall, epidemic fever (referred to as typhus), Wardsborough, VT	--23-26
3.	1847 -- typhoid and typhus, New York City (1,396), typhus, New Orleans (154)	--1,550
4.	1848 -- typhus and typhoid, New Orleans, LA/372, NYC/953, South Philly/205	--1,530
5.	1851 -- typhus and typhoid, NYC/1,103, New Orleans/typhus/228, Chicago/typhoid/10	--1,341
6.	1870 -- typhus, nationwide, especially IL, IN, NY, and PA	--1,770
7.	1892 -- typhus fever, NYC, NY	-- 200
8.	1936 -- typhus fever, international list #3. Census Bureau. <i>Mortality Statistics 1936</i>	-- 115
9.	1937 -- typhus, international list #3. Census Bureau. <i>Vital Statistics 1938 Part I</i>	-- 134
10.	1938 -- typhus fever, international list #3. Census Bureau. <i>Vital Statistics 1938</i>	-- 126
11.	1939 -- typhus fever and typhus-like diseases, int. list #3. Census. <i>Vital Statistics</i>	-- 237
12.	1940 -- typhus fever, Int. code no. 39A, US Census Bureau. <i>Vital Statistics 1940</i>	-- 204
13.	1941 -- typhus fever and typhus-like diseases (due to Rickettsia). <i>Vital Statistics</i>	-- 265
14.	1942 -- typhus fever/typhus-like diseases, Int. list infectious/parasitic diseases No. 39	-- 322
15.	1944 -- typhus fever/typhus-like diseases, Int. list infectious/parasitic diseases No. 39	-- 404
16.	1946 -- typhus fever/typhus-like diseases, Int. list infectious/parasitic diseases No. 39	-- 289
17.	1947 -- typhus fever/typhus-like diseases, int. list infectious/parasitic diseases No. 39	-- 224
18.	1948 -- typhus fever & typhus-like diseases, ICD infectious/parasitic diseases code 39--	177
19.	1949 -- typhus and other rickettsial diseases (codes 100-103. 105-108)	-- 37
20.	1951 -- typhus, unspecified	-- 16
21.	1952 -- typhus & other rickettsial diseases (codes 100-108), 17 States, esp. GA/6, SC/3--	29
22.	1953 -- typhus and other rickettsial diseases (codes 100-108), 14 States	-- 30
23.	1954 -- typhus and other rickettsial diseases, 15 States	-- 20
24.	1955 -- typhus & other rickettsial diseases, AL CO GA IN LA MD NJ NC SC TX VA--	15
25.	1956 -- typhus and other rickettsial diseases, 12 States	-- 19
26.	1957 -- typhus and other rickettsial diseases	-- 26
27.	1962 -- typhus and other rickettsial diseases	-- 16
	1970 -- typhus and other typhus (ICD-8 codes 080 and 081), TX	-- 1
	1971 -- typhus and other typhus (ICD-8 codes 080 and 081), GA (1), TX (1)	-- 2
	1973 -- typhus and other typhus (ICD-8 codes 080 and 081), TX	-- 1
	1975 -- typhus and other typhus (ICD-8 codes 080 and 081), IN (1), TX (1)	-- 2
	1976 -- typhus and other typhus (ICD-8 codes 080 and 081), AL	-- 1
	1977 -- typhus and other typhus (ICD-8 codes 080 and 081), TX	-- 1

**Disease -- WHOOPING COUGH/Pertussis -- By Mortality**

1.	1879 -- June-May 1880, whooping cough, nationwide, esp. IN, GA, NC, TX, AL	11,064
2.	1920 -- whooping cough, esp. PA/1,195, NY/1,063, OH/845, IL/553 MA/536 <sup>343</sup>	10,968
3.	1900 -- whooping cough, esp. NY/988, PA/702, TX/576, IL/497, AL/494, TN/425	--9,958
4.	1870 -- whooping or "Hooping" cough, nationwide, esp. NY, IL, IN, OH, PA	--9,008
5.	1860 -- whooping cough, nationwide, especially, NY, NC, OH, PA, and VA	--8,408
6.	1850 -- whooping cough, esp. NY/649, OH/450, GA/385, AL/305, PA/288, SC/269	--5,280
7.	1937 -- whooping cough, international list #9, Census Bureau. <i>Vital Statistics Pt. I</i>	--4,981
8.	1907 -- whooping cough, Census Registration States and localities	--4,856
9.	1938 -- whooping cough, international list #9, Census Bureau. <i>Vital Statistics Part I</i>	--4,778
10.	1931 -- whooping cough, year, especially children, esp. IL, KY, NY and PA	--4,619
11.	1941 -- whooping cough, Census Bureau. <i>Vital Statistics, Part I, Mortality</i> , p. 350	--3,785
12.	1943 -- whooping cough (pertussis), especially children, nationwide	--3,368
13.	1939 -- whooping cough, nationally, esp. AL, GA, IL, MS, NY, NC, PA, TX, VA	--3,026
14.	1940 -- whooping cough (pertussis), nationwide, especially TX and KY	--2,926
15.	1936 -- whooping cough, international list #9, Census Bureau. <i>Mortality Statistics</i>	--2,666
16.	1942 -- whooping cough. Census Bureau. <i>Vital Statistics ...1942...Mortality</i>	--2,536
17.	1947 -- whooping cough, Int. List No. 9	--1,954
18.	1944 -- whooping cough (pertussis), nationwide, especially NC, VA, TX, SC, KY/MS	--1,878
19.	1946 -- whooping cough, Int. List No. 9	--1,241
20.	1948 -- whooping cough, 1948 ICD-1 code 9	--1,146
21.	1950 -- whooping cough, code 056 of 6 <sup>th</sup> rev. of international lists, 1948 (US PHS)	--1,118
22.	1951 -- whooping cough/pertussis, esp. TX/110, GA/86, MS/72, NC/52, VA/48, AL/45--	960
23.	1949 -- whooping cough, Public Health Service. <i>Vital Statistics...[US] 1949, Part II</i>	-- 727
24.	1955 -- whooping cough/pertussis, 15 states in double digit, esp. TX/59, MS/34, NC/31	-- 476
25.	1952 -- whooping cough/pertussis, 16 states double digits, esp. TX/57 MS/30 AL/SC/24--	406
26.	1954 -- whooping cough/pertussis, 17 states double digits, esp. SC/29, KY/TX/24, MS/23	-- 375
27.	1953 -- whooping cough/pertussis, 11 states double digits, esp. TX/19 KY/18 OH/17	-- 271
28.	1959 -- whooping cough (pertussis), especially children, esp. TX/48, SC/22, GA/18	-- 269
29.	1956 -- whooping cough/pertussis, 8 states double digit deaths esp. TX/44 MS/41 GA/36--	266
30.	1957 -- whooping cough/pertussis, esp. TX/25, SC/18, MS/14, KY & PA/13, NC/12	-- 183
31.	1958 -- whooping cough/pertussis), especially children, esp. TX/24, CA/15, SC/15 KY/13--	177
32.	1960 -- whooping cough (pertussis), especially children, especially TX (22)	-- 118
33.	1963 -- whooping cough (pertussis), esp. children, especially TX/18, LA/9, GA/8	-- 115
34.	1875 -- whooping cough (pertussis), MI	-- 101
35.	1894 -- Feb 4-10, whooping cough (pertussis) outbreak, New York City, NY	-- 101
36.	1964 -- whooping cough (pertussis), especially children, especially SC/11 and TX/11	-- 93
37.	1962 -- whooping cough (pertussis), especially children, esp. AK/7, MS/7, SC/7	-- 83
38.	1961 -- whooping cough (pertussis), especially children, especially AL (10)	-- 76
39.	1965 -- whooping cough (pertussis), especially children, especially SC/7, TX/7, CA/5--	55
40.	1966 -- whooping cough, especially West South Central (18), especially TX (9)	-- 49

<sup>343</sup> Data from 34 registration States and a number of cities  $\geq 100,000$  in non-registration states.



41. 1770 -- “Chin” (whooping) cough epidemic esp. children, Salem (pop. ~5,000), MA	--	37
42. 1967 -- whooping cough (pertussis)	--	37
43. 1968 -- whooping cough/pertussis; ICD-8 code 033; especially TX (8)	--	36
44. 2005 -- whooping cough (ICD-10 code A37.0, pertussis), 28 under 1 year-old	--	31
45. 2010 -- whooping cough (ICD-10 code A37.0, pertussis), 25 under 1 year-old	--	26
46. 2008 -- whooping cough (ICD-10 code A37.0, pertussis), 18 under 1 year-old	--	20

**Disease -- WHOOPING COUGH -- By Mortality:**

47. 1971 -- whooping cough/pertussis; ICD-8 code 033; KY/4, LA/OK/TX/2, AL/GA/IA/MS/NY/OH/SC/1-18		
48. 2002 -- whooping cough (pertussis, ICD-10 code A37.0), all 18 under 1 year-old	--	18
49. 2001 -- whooping cough (ICD-10 code A37.0), (16 under 1 year; 1, 1-4 years-old)	--	17
50. 2012 -- whooping cough (pertussis, ICD-10 code A37.0), 15 under 1 year-old	--	17
51. 2004 -- whooping cough (pertussis, ICD-10 code A37.0), 15 under 1 year-old	--	16
52. 2009 -- whooping cough (ICD-10 code A37.0), all under 1 year-old	--	15
53. 1974 -- whooping cough (pertussis; ICD-8 code 033.0); esp. CA/2, KY/2, MI/2, NY/3	--	14
54. 2014 -- whooping cough (pertussis, ICD-10 code A37.0), 10 under 1 year-old	--	14
55. 1969 -- whooping cough/pertussis; ICD-8 code 033; TX/4, AZ/CA/CO/IL/KY/MS/TN/VA/WI/1	--	13
56. 1970 -- whooping cough/pertussis; ICD-8 code 033; CA/3, IL/IN/KY/MS/NC/OR/PA/SC/TX	--	12
57. 1989 -- whooping cough (ICD-9 code 033.0), 9 (under 1 year), 3 (1-4 years old)	--	12
58. 1990 -- whooping cough (ICD-9 code 033.0), 11 (under 1 year), 1 (1-4 years old)	--	12
59. 2000 -- whooping cough (pertussis, ICD-10 code A37.0), (all under 1 year-old)	--	12
60. 2013 -- whooping cough (ICD-10 code A37.0), 10 under 1 year-old	--	12
61. 1980 -- whooping cough, under 1 year/10, 1-4 years/1, CA/FL/GA/KY/NY/PA/VA	--	11
62. 2003 -- whooping cough (ICD-10 code A37.0), 10 under 1 year-old	--	11
63. 2016 -- whooping cough (ICD-10 code A37.0)	--	11
64. 1977 -- whooping cough, CA, FL, GA, KS, NC, PA, TN, TX, VA, WA 1 each	--	10
65. 2019 -- whooping cough, ICD-10 code A36 (CDC Wonder site); 6 under 5, 4 75-89	--	10
2006 -- whooping cough (pertussis), ICD-10 code A37.0, 8 <1, 1 (75-84 age range)	--	9
2017 -- whooping cough (pertussis), ICD-10 code 137.0-A37.9	--	9
2018 -- whooping cough (pertussis), ICD-10 code A37.0-A37.9; CDC Wonder site	--	9
1975 -- whooping cough (pertussis; ICD-8 code 033.0); MO/2 FL GA IL IN MI TX, 1 each	--	8
1994 -- whooping cough (ICD-9 code 033.0), all <1 year old	--	8
1976 -- whooping cough, NY/2, FL, MS, OH, OK, WI one each (6 under 1, 1/10-14)	--	7
1984 -- whooping cough (ICD-9 code 033.0), all under 1 year old	--	7
1993 -- whooping cough (ICD-9 code 033.0), all <1 year old	--	7
1999 -- whooping cough (ICD-9 code 033.0), all <1 year old	--	7
2007 -- whooping cough (ICD-10 code A37.0), 8 <1 year, 1 (45-54)	--	7
2011 -- whooping cough (ICD-10 code A37.0)	--	7
2015 -- whooping cough (ICD-10 code A37.0)	--	7
1972 -- whooping cough (pertussis; ICD-8 code 033); NJ/2, SC/2, WA/2	--	6
1978 -- whooping cough (ICD-8 code 0.33.0)	--	6

**DISEASE – WHOOPING COUGH – By Mortality (continued):**

1979 -- whooping cough, (ICD-9 code 033.0), all under 1 year old	--	6
1981 -- whooping cough, CO, GA, KY, ND, WA, WI, 1 each	--	6
1986 -- whooping cough (ICD-9 code 033.0), 5 <1 year old, 1 in 65-74 age range	--	6
1995 -- whooping cough (ICD-9 code 033.0), 6 <1 year old	--	6
1997 -- whooping cough (ICD-9 code 033.0), 6 <1 year old	--	6
1973 -- whooping cough (pertussis; ICD-8 code 033); CA/1, MI/1, NC/1, SC/1, TX/1	--	5
1983 -- whooping cough (ICD-9 code 033.0), all under 1 year old	--	5
1992 -- whooping cough (ICD-9 code 033.0), 4 <1 year old, 1 age 5-9	--	5
1998 -- whooping cough (ICD-9 code 033.0), 4 <1 year, 1 between 1 and 4 years	--	5
1982 -- whooping cough (ICD-9 code 033.0), all under 1 year old	--	4
1985 -- whooping cough (ICD-9 code 033.0), 3 under 1 year and 1 in 1-4 age range	--	4
1988 -- whooping cough (ICD-9 code 033.0), all under 1 year old	--	4
1996 -- whooping cough (ICD-9 code 033.0), 4 <1 year old	--	4
1987 -- whooping cough (ICD-9 code 033.0), between age of 1 and 4	--	1
1991 -- whooping cough (ICD-9 code 033.0)	--	0

**Disease -- WHOOPING COUGH/Pertussis -- Chronological**

1. 1770 -- “Chin” (whooping) cough epidemic esp. children, Salem (pop. ~5,000), MA -- 37
2. 1850 -- whooping cough, esp. NY/649, OH/450, GA/385, AL/305, PA/288, SC/269 --5,280
3. 1860 -- whooping cough, nationwide, especially, NY, NC, OH, PA, and VA --8,408
4. 1870 -- whooping or “Hooping” cough, nationwide, esp. NY, IL, IN, OH, PA --9,008
5. 1875 -- whooping cough, MI -- 101
6. 1879 -- June-May 1880, whooping cough, nationwide, esp. IN, GA, NC, TX, AL 11,064
7. 1894 -- Feb 04-10, whooping cough outbreak, New York City, NY -- 101
8. 1900 -- whooping cough, esp. NY/988, PA/702, TX/576, IL/497, AL/494, TN/425 --9,958
9. 1907 -- whooping cough, Census Registration States and localities --4,856
10. 1920 -- whooping cough, esp. PA/1,195, NY/1,063, OH/845, IL/553 MA/536<sup>344</sup> --10,968
11. 1931 -- whooping cough/pertussis, especially children, esp. IL, KY, NY and PA --4,619
12. 1936 -- whooping cough, international list #9, Census Bureau. *Mortality Statistics* --2,666
13. 1937 -- whooping cough, international list #9, Census Bureau. *Vital Statistics Pt. I* --4,981
14. 1938 -- whooping cough, international list #9, Census Bureau. *Vital Statistics Part I* --4,778
15. 1939 -- whooping cough/pertussis, esp. AL, GA, IL, MS, NY, NC, PA, TX, VA --3,026
16. 1940 -- whooping cough/pertussis, nationwide, especially TX and KY --2,926
17. 1941 -- whooping cough, Census Bureau. *Vital Statistics, Part I, Mortality*, p. 350 --3,785
18. 1942 -- whooping cough. Census Bureau. *Vital Statistics ...1942...Mortality* --2,536
19. 1943 -- whooping cough/pertussis, especially children, nationwide --3,368
20. 1944 -- whooping cough/pertussis, nationwide, especially NC, VA, TX, SC, KY, MS --1,878
21. 1946 -- whooping cough, Int. List No. 9 --1,241
22. 1947 -- whooping cough, Int. List No. 9 --1,954
23. 1948 -- whooping cough, 1948 ICD-1 code 9 --1,146
- 1948 – whooping cough vaccination became available in the U.S.**
24. 1949 -- whooping cough, Public Health Service. *Vital Statistics...[US] 1949, Part II* -- 727
25. 1950 -- whooping cough, code 056 of 6<sup>th</sup> rev. of international lists, 1948 (US PHS) --1,118
26. 1951 -- whooping cough/pertussis, esp. TX/110, GA/86, MS/72, NC/52, VA/48, AL/45-- 960
27. 1952 -- whooping cough/pertussis, 16 states double digits, esp. TX/57 MS/30 AL/SC/24-- 406
28. 1953 -- whooping cough/pertussis, 11 states double digits, esp. TX/19 KY/18 OH/17 -- 271
29. 1954 -- whooping cough/pertussis, 17 states double digits, esp. SC/29, KY/TX/24, MS/23 -- 375
30. 1955 -- whooping cough/pertussis, 15 states in double digit, esp. TX/59, MS/34, NC/31 -- 476
31. 1956 -- whooping cough/pertussis, 8 states double digit deaths esp. TX/44 MS/41 GA/36-- 266
32. 1957 -- whooping cough/pertussis, esp. TX/25, SC/18, MS/14, KY & PA/13, NC/12 -- 183
33. 1958 -- whooping cough/pertussis), especially children, esp. TX/24, CA/15, SC/15, KY/13--177

<sup>344</sup> Data from 34 registration States and a number of cities  $\geq 100,000$  in non-registration states.

34. 1959 -- whooping cough (pertussis), especially children, esp. TX/48, SC/22, GA/18 -- 269

**DISEASE** – **WHOOPING COUGH** – **Chronological** – continued:

35. 1960 -- whooping cough (pertussis), especially children, especially TX (22) -- 118  
36. 1961 -- whooping cough (pertussis), especially children, especially AL (10) -- 76  
37. 1962 -- whooping cough (pertussis), especially children, esp. AK/7, MS/7, SC/7 -- 83  
38. 1963 -- whooping cough (pertussis), esp. children, especially TX/18, LA/9, GA/8 -- 115  
39. 1964 -- whooping cough (pertussis), especially children, especially SC/11 and TX/11 -- 93  
40. 1965 -- whooping cough (pertussis), especially children, especially SC/7, TX/7, CA/5 -- 55  
41. 1966 -- whooping cough (pertussis), especially West South Central (18), esp. TX (9) -- 49  
42. 1967 -- whooping cough (pertussis) -- 37  
43. 1968 -- whooping cough (pertussis, ICD-8 code 033); especially Texas (8) -- 36  
44. 1969 -- whooping cough (pertussis, ICD-8 code 033; TX/4, AZ/CA/CO/IL/KY/MS/TN/VA/WI/1-- 13
45. 1970 -- whooping cough (pertussis; ICD-8 code 033) CA/3, IL/IN/KY/MS/NC/OR/PA/SC/TX-- 12  
46. 1971 -- whooping cough/pertussis; ICD-8 code 033; KY/4, LA/OK/TX/2, AL/GA/IA/MS/NY/OH/SC/1-- 18  
1972 -- whooping cough (pertussis; ICD-8 code 033); NJ/2, SC/2, WA/2 -- 6  
1973 -- whooping cough (pertussis; ICD-8 code 033); CA/1, MI/1, NC/1, SC/1, TX/1 -- 5  
47. 1974 -- whooping cough (pertussis; ICD-8 code 033.0); esp. CA/2, KY/2, MI/2, NY/3 -- 14  
1975 -- whooping cough (pertussis; ICD-8 code 033.0); MO/2 FL GA IL IN MI TX, 1 each-- 8  
1976 -- whooping cough, NY/2, FL, MS, OH, OK, WI one each (6 under 1, 1/10-14) -- 7  
48. 1977 -- whooping cough, CA, FL, GA, KS, NC, PA, TN, TX, VA, WA 1 each -- 10  
1978 -- whooping cough, (ICD-9 code 033.0), 5 under 1 year old, 1 (20-24 age range)-- 6  
1979 -- whooping cough, (ICD-9 code 033.0), all under 1 year old -- 6
49. 1980 -- whooping cough, under 1 year/10, 1-4 years/1, CA/FL/GA/KY/NY/PA/VA -- 11  
1981 -- whooping cough, CO, GA, KY, ND, WA, WI, 1 each -- 6  
1982 -- whooping cough (ICD-9 code 033.0), all under 1 year old -- 4  
1983 -- whooping cough (ICD-9 code 033.0), all under 1 year old -- 5  
1984 -- whooping cough (ICD-9 code 033.0), all under 1 year old -- 7  
1985 -- whooping cough (ICD-9 code 033.0), 3 under 1 year and 1 in 1-4 age range -- 4  
1986 -- whooping cough (ICD-9 code 033.0), 5 <1 year old, 1 in 65-74 age range -- 6  
1987 -- whooping cough (ICD-9 code 033.0), between age of 1 and 4 -- 1  
1988 -- whooping cough (ICD-9 code 033.0), all under 1 year old -- 4  
50. 1989 -- whooping cough (ICD-9 code 033.0), 9 (under 1 year), 3 (1-4 years old) -- 12
51. 1990 -- whooping cough (ICD-9 code 033.0), 11 (under 1 year), 1 (1-4 years old) -- 12  
1991 -- whooping cough (ICD-9 code 033.0) -- 0  
1992 -- whooping cough (ICD-9 code 033.0), 4 <1 year old, 1 age 5-9 -- 5  
1993 -- whooping cough (ICD-9 code 033.0), all <1 year old -- 7  
1994 -- whooping cough (ICD-9 code 033.0), all <1 year old -- 8  
1995 -- whooping cough (ICD-9 code 033.0), 6 <1 year old -- 6  
1996 -- whooping cough (ICD-9 code 033.0), 4 <1 year old -- 4  
1997 -- whooping cough (ICD-9 code 033.0), 6 <1 year old -- 6  
1998 -- whooping cough (ICD-9 code 033.0), 4 <1 year, 1 between 1 and 4 years -- 5

1999 -- whooping cough (ICD-10 code A37.0), all <1 year old -- 7

**Disease – WHOOPING COUGH – Chronologically (continued):**

52. 2000 -- whooping cough (ICD-10 code A37.0), (all under 1 year-old)	--	12
53. 2001 -- whooping cough (ICD-10 code A37.0), (16 under 1 year; 1, 1-4 years-old)	--	17
54. 2002 -- whooping cough (ICD-10 code A37.0), all 18 under 1 year-old	--	18
55. 2003 -- whooping cough (ICD-10 code A37.0), 10 under 1 year-old	--	11
56. 2004 -- whooping cough (ICD-10 code A37.0), 15 under 1 year-old	--	16
57. 2005 -- whooping cough (ICD-10 code A37.0), 28 under 1 year-old	--	31
2006 -- whooping cough (ICD-10 code A37.0), 8 <1, 1 (75-84 age range)	--	9
2007 -- whooping cough (ICD-10 code A37.0), 8 <1 year, 1 (45-54)	--	7
58. 2008 -- whooping cough (ICD-10 code A37.0), 18 under 1 year-old	--	20
59. 2009 -- whooping cough (ICD-10 code A37.0), all under 1 year-old	--	15
60. 2010 -- whooping cough (ICD-10 code A37.0), 25 under 1 year-old	--	26
2011 -- whooping cough (ICD-10 code A37.0)	--	7
61. 2012 -- whooping cough (ICD-10 code A37.0), 15 under 1 year-old	--	17
62. 2013 -- whooping cough (ICD-10 code A37.0), 10 under 1 year-old	--	12
63. 2014 -- whooping cough (ICD-10 code A37.0), 10 under 1 year-old	--	14
2015 -- whooping cough (ICD-10 code A37.0)	--	7
64. 2016 -- whooping cough (ICD-10 code A37.0)	--	11
2017 -- whooping cough (pertussis), ICD-10 code 137.0-A37.9	--	9
2018 -- whooping cough (pertussis), ICD-10 code A37.0-A37.9; CDC Wonder site	--	9
65. 2019 -- whooping cough, ICD-10 code A36 (CDC Wonder site); 6 under 5, 4 75-89	--	10

**DISEASE**<sup>345</sup> -- **YELLOW FEVER** -- **By MORTALITY**

1. 1878 -- June-Dec, yellow fever, esp. LA (esp. New Orleans), MS, TN (esp. Memphis) ~20,000
2. 1853 -- May-Dec, yellow fever, esp. AL/1293, LA/~15K, MS/1311 TX/871--18,770--19,533
3. 1867 -- July-Dec, yellow fever, esp. New Orleans, Galveston/Houston; also AL/FL/MS/TN--10,012
4. 1798 -- yellow fever epidemic, East Coast port cities, especially Philadelphia, NYC --10,000
5. 1858 -- June-Dec, yellow fever, esp. Charleston SC; Galveston & Indianola; New Orleans/4855-- 6,490
6. 1855 -- June-Nov, yellow fever, esp. New Orleans/2,670; Norfolk/Portsmouth, VA/3K --6,059
7. 1793 -- Aug--Nov, yellow fever epidemic, Philadelphia, PA 4,041-5,000
8. 1854 -- June-Dec, yellow fever, esp. Jacksonville, Charleston, Galveston, NOLA, Savannah --4,238
9. 1873 -- July-Dec, yellow fever, esp. Memphis, AL, Pensacola, Louisville, LA, TX--3542-3584
10. 1841 -- yellow fever, esp. FL & LA, esp. New Orleans, also Vicksburg, Charleston --3,498
  
11. 1847 -- yellow fever, esp. NOLA, also Galveston, Mobile, Pensacola, Vicksburg<sup>346</sup> --≥3,400
12. 1819 -- yellow fever, esp. Charleston, Mobile, Natchez; most esp. New Orleans --2,871-3,019
13. 1839 -- June-Oct, yellow fever, SC, FL, GA, TX, esp. Mobile, Natchez, New Orleans--~2,764
14. 1822 -- yellow fever, esp. late Sum-fall, esp. NOLA/Marietta OH/NYC/Pensacola<sup>347</sup> --1,519-2,741
15. 1797 -- yellow fever, New Design, MO, NYC, Philly, Providence, RI --2,502
16. 1864 -- yellow fever, esp. New Bern NC/1,359, Charleston, SC/700, Galveston, NOLA --2,414
17. 1837 -- Aug-Nov, yellow fever epidemics, Mobile AL; New Orleans LA; Natchez MS --1,550-1,930
18. 1800 -- yellow fever, esp. Baltimore, Charleston SC, Norfolk, Providence RI --1,509-1,806
19. 1862 -- yellow fever, esp. Wilmington NC/>653; TX coast/≥328; Key West/86 --1,131-1,679
20. 1843 -- July-Nov, yellow fever, esp. Mobile AL (240-750), New Orleans (487-700) --758-1,481
21. 1803 -- yellow fever epidemic, July 18-Oct, Charleston, SC, NY, VA, Philadelphia --1,403
22. 1799 -- yellow fever, esp. Charleston, SC, NYC, Philadelphia, *Delaware & Greene* --1,356
23. 1820 -- May-Dec, yellow fever, Savannah GA/New Orleans/NYC/Philadelphia --1,335
24. 1876 -- yellow fever, Savannah (also Brunswick), GA; also New Orleans & Baltimore --1,293
25. 1817 -- June-Dec, yellow fever, esp. Charleston SC, Natchez MS, New Orleans--1,208-1,233
26. 1829 -- yellow fever, esp. FL, Mobile AL/130; Natchez MS/90; New Orleans LA/900 --1,146
27. 1905 -- May 21-Nov, yellow fever, esp. LA (esp. New Orleans/455), Pensacola, MS --1,131
28. 1870 -- May-Dec, yellow fever, esp. New Orleans/587 Mobile/173 Brunswick, GA --1,038
29. 1833 -- Early Aug-early Nov, yellow fever epidemic, New Orleans, LA --1,000
30. 1796 -- yellow fever, esp. Charleston, SC/300, New Orleans/250-400; Wilmington, NC/150--836-986
31. 1848 -- yellow fever, Mobile AL~76, New Orleans/850-872, NY Marine Hosp./12 --937-960
32. 1849 -- Aug-Dec, yellow fever, Charleston SC/125, Mobile AL/50, New Orleans/737 --912-944
33. 1850 -- Jan-Oct, yellow fever, esp. Jefferson/Orleans Parishes/New Orleans, LA and SC<sup>348</sup> -- 862
34. 1809 -- yellow fever, esp. Brooklyn/NYC (42); New Orleans (civilian/military; ~800), LA-- 850
35. 1805 -- yellow fever, esp. NYC/270-340, Philly/300-400, Providence, RI/10, SC/≤59 --750-809

---

<sup>345</sup> Communicable in the sense that once imported into an area by an infected person or a carrying female mosquito of the *Aedes aegypti* or *Haemagogus* type, the disease is spread by other mosquitoes of this type biting an infected person and then an uninfected person. If an infected person travels to another location and is bitten by an *Aedes aegypti* mosquito, then the infection can be communicated to other people in that location by a bite from that mosquito. Infected mosquitoes can also pass the infection along to her eggs, and thus further spread.

<sup>346</sup> Was in at least 10 Louisiana areas other than New Orleans; also in six known locations other than Vicksburg in Mississippi; was in Memphis, TN, and Brazos, Houston and Matamoras, Texas. Mostly late summer and fall.

<sup>347</sup> Also includes 101 fatalities on the U.S. Frigate *Macedonian*, sailing in the Caribbean late Spring to mid-summer.

<sup>348</sup> Seventh Census data supplemented by addition of at least 97 yellow fever deaths in New Orleans Aug-Sep.

**Diseases -- YELLOW FEVER -- By MORTALITY -- continued:**

36. 1795 -- July 19–Oct 12, yellow fever epidemic, NY City; Providence, RI (45) --745--800
37. 1879 -- June-Dec, yellow fever, Forest City, AR, Louisiana, MS, Memphis, TN --682-786
38. 1852 -- yellow fever, Charleston, New Orleans, Savannah -- 745
39. 1823 -- July-Nov 1, yellow fever, Key West/>32, Natchez, MS/337, New Orleans/239 -->613
40. 1844 -- yellow fever, esp. Galveston TX (400); Mobile AL (40); New Orleans LA (148)-- 590
41. 1702 -- summer to late fall, yellow fever epidemic, New York City, NY --500-570
42. 1802 -- yellow fever, Wilmington DE, MD, MA, Philadelphia, NH, SC -- 561
43. 1888 -- July-Dec, yellow fever epidemic, FL esp. Jacksonville/430; Decatur AL/35 -- 546
44. 1699 -- yellow fever epidemics, Charleston, SC (170-311); Philadelphia (220) --390-531
45. 1897 -- Sep-Dec, yellow fever, esp. Mobile/48, New Orleans/298, MS, Memphis TN -- ~520
46. 1811 -- yellow fever epidemic, New Orleans, LA -- >500
47. 1871 -- July 30-Dec 18, yellow fever, esp. MS/143, Charleston SC/213, New Orleans/55-- 454
48. 1825 -- yellow fever, esp. Mobile, Key West & Pensacola, NOLA, Natchez, Washington MS-- 428
49. 1794 -- June-Nov, yellow fever, Baltimore MD (200-360); New Haven, CT (64) --264-424
50. 1821 -- summer-fall, yellow fever, esp. Norfolk, VA (~160); St Augustine, FL (172) -- ≥114
51. 1832 -- yellow fever outbreak, New Orleans, LA -- 400
52. 1874 -- Aug 17-Nov 9, yellow fever, Pensacola, Warrington, Woolsey, FL/381; also N.O. -- 398
53. 1838 -- yellow fever, New Orleans LA (17), NY Marine Hosp. (8) Charleston SC (351)-- 376
54. 1824 -- July-Nov, yellow fever, esp. Charleston SC (235); New Orleans LA (≥108) --364-373
55. 1856 -- Aug-Sep, yellow fever, Charleston SC/212-266, New Orleans/74, NY/12 --304-358
56. 1857 -- June-Dec, yellow fever, Charleston SC, Jacksonville FL/127, New Orleans/199 -- 353
57. 1859 -- yellow fever, esp. Galveston/186, Houston/22, TX, New Orleans/91, LA -- 337
58. 1828 -- yellow fever, esp. Charleston SC/26, Memphis/56, MS/90, New Orleans/150 -- 332
59. 1835 -- Aug-Sep, yellow fever, Charleston SC (25-26) New Orleans LA (284-289) --309-315
60. 1842 -- July-Oct, yellow fever epidemics, Mobile AL (66-77), New Orleans (211) --285-289
61. 1741 -- yellow fever epidemic, Boston MA and especially Philadelphia PA -- 265
62. 1877 -- Aug-Nov, yellow fever, esp. Enterprise/112, Fernandina/94, St. Augustine/50, FL-- 263
63. 1763 -- Aug-Feb 1774, yellow fever, Indians, Nantucket Isl., & Martha's Vineyard, MA<sup>349</sup> --200-261
64. 1818 -- yellow fever epidemics, esp. Charleston SC (115); New Orleans, LA (115) -- 234
65. 1732 -- May-Oct, yellow fever outbreaks, Charleston SC (130-150), NYC (70) --200-220
66. 1743 -- July 25-Oct, yellow fever epidemic, New York City, NY -- 217
67. 1866 -- Aug-Nov (esp.), yellow fever outbreaks, especially New Orleans, LA (185) -- 211
68. 1791 -- yellow fever epidemic, New York City, NY -- 200
69. 1863 -- yellow fever outbreak, Pensacola, FL -- 200
70. 1804 -- yellow fever epidemics, NOLA, Brooklyn, NY & especially Charleston, SC -- 198
71. 1882 -- yellow fever, Aug-Nov, Pensacola, FL -- 198
72. 1887 -- May-Dec, yellow fever, esp. Key West (64) and Tampa (75-100), FL --169-196
73. 1827 -- yellow fever, esp. Charleston, SC (64) & New Orleans (109) epidemics -- ≥195
74. 1898 -- Aug 23-Nov 18, yellow fever, LA, especially New Orleans (57); MS (80) --175
75. 1830 -- July-fall, yellow fever, Charleston SC (39) & especially New Orleans (132) -- 172
  
76. 1807 -- yellow fever epidemic, especially Charleston, SC -- 169
77. 1846 -- yellow fever epidemic, New Orleans, LA (146-160); also Mobile AL (4) --151-165

---

<sup>349</sup> The Nantucket Island Native American population was decimated, only a small percentage survived.

**Diseases -- YELLOW FEVER -- By MORTALITY -- continued:**

78. 1801 -- yellow fever epidemic, Queensborough, NYC, NY	-- 156
79. 1834 -- yellow fever epidemic, New Orleans ( $\geq 95$ ), LA; Charleston (49), SC	-- 144
80. 1728 -- Late summer to fall, yellow fever, Charleston, SC	-- <130
81. 1899 -- July-Dec, yellow fever, esp. Key West/68 Miami/14; New Orleans/23; MS, VA	-- 126
82. 1765 -- yellow fever epidemic, Pensacola, FL	-- 125
83. 1762 -- Aug-Nov, <sup>350</sup> yellow fever, Philadelphia, PA	--~100?
84. 1739 -- yellow fever, "severe" extensive, "raged...violently," Charleston, SC <sup>351</sup>	--dozens
85. 1745 -- June-Nov, yellow fever, New York City and especially Charleston, SC <sup>352</sup>	--dozens
86. 1875 -- yellow fever outbreak, Key West, FL & Pascagoula, MS	-- 98
87. 1792 -- yellow fever epidemic, Charleston, SC	-- <96
88. 1808 -- yellow fever epidemic, Sep 5-Oct, St. Mary's, GA	-- 84
89. 1883 -- yellow fever outbreaks, Aug 05-Nov 6, Brewton, AL, FL	-- 74
90. 1706 -- Aug-Oct especially, yellow fever epidemic, Charleston, SC	-- ~65
91. 1893 -- yellow fever, Sep, Fort Bayou, AL, FL, Brunswick, GA	-- 61
92. 1872 -- July 11-Nov 19, yellow fever, New Orleans, LA/~40; Galveston, TX/10	--50-51
93. 1747 -- June 29- frost (probably Oct), yellow fever, Philadelphia, PA	-- >43
94. 1880 -- yellow fever outbreak, July 16, beginning, Jacksonville, FL	-- 34
95. 1748 -- Mid-Aug to mid- Oct, yellow fever outbreak, Charleston, SC	-- $\geq 33$
96. 1840 -- yellow fever outbreak, Charleston, SC (22), New Orleans (3)	-- 25
97. 1851 -- yellow fever outbreak, New Orleans, LA	-- 16
98. 1668 -- yellow fever outbreak, New York, NY	-- > 10
99. 1693 -- June 17 start, yellow fever, Boston, British fleet arrival from Martinique <sup>353</sup>	-- $\leq 10?$
1972 -- yellow fever, Indiana	-- 2

<sup>350</sup> Redman has the outbreak from Aug-Oct. Rush has it from Aug-Dec. We compromise between the two in that the mosquitoes which are the vector are generally killed off, or go into hibernation, with the first good frost.

<sup>351</sup> The closest we have seen to a fatality estimate is Duffy's note that it "was not quite as bad as the previous one [yellow fever epidemic] in 1732." In that year 130-150 people are estimated to have died from yellow fever in Charleston. (Duffy, John. *epidemics in Colonial America*. Baton Rouge: LSU Press, 1953, 1979, p. 152.)

<sup>352</sup> Cannot find number of reported deaths, but a Census of Charleston for the year 1848 compares the fatality of 145 to that of 1732, wherein 130-150 people died from yellow fever.

<sup>353</sup> Approximately 3,100 British sailors and soldiers died from yellow fever on way to Boston and while stationed there in June and July. It was only reported that "several" colonists succumbed in Boston.



**Diseases -- YELLOW FEVER -- CHRONOLOGICAL**

1. 1668 -- late summer to early fall, yellow fever epidemic, New York City, NY<sup>354</sup> --many
2. 1693 -- June 17 start, yellow fever, Boston, British fleet arrival from Martinique<sup>355</sup> -- ≤10?
3. 1699 -- yellow fever epidemics, Charleston, SC (170-311); Philadelphia (220) --390-531
  
4. 1702 -- summer to late fall, yellow fever epidemic, New York City, NY --500-570
5. 1706 -- Aug-Oct especially, yellow fever epidemic, Charleston, SC -- ~65
6. 1728 -- Late summer to fall, yellow fever, Charleston, SC -- <130
7. 1732 -- May-Oct, yellow fever outbreaks, Charleston SC (130-150), NYC (70) --200-220
8. 1739 -- yellow fever, “severe” extensive, “raged...violently,” Charleston, SC<sup>356</sup> --dozens
9. 1741 -- yellow fever epidemic, Boston MA and especially Philadelphia PA -- 265
10. 1743 -- July 25-Oct, yellow fever epidemic, New York City, NY -- 217
11. 1745 -- June-Nov, yellow fever, New York City and especially Charleston, SC<sup>357</sup> --dozens
12. 1747 -- June 29- frost (probably Oct), yellow fever, Philadelphia, PA -- >43
13. 1748 -- Mid-Aug to mid- Oct, yellow fever outbreak, Charleston, SC -- ≥33
14. 1762 -- Aug-Nov,<sup>358</sup> yellow fever, Philadelphia, PA --~100?
15. 1763 -- Aug-Feb 1774, yellow fever, Indians, Nantucket Isl., & Martha’s Vineyard, MA<sup>359</sup>--200-261
16. 1765 -- yellow fever epidemic, Pensacola, FL -- 125
  
17. 1791 -- yellow fever epidemic, New York City, NY -- 200
18. 1792 -- yellow fever epidemic, Charleston, SC -- <96
19. 1793 -- Aug–Nov, yellow fever epidemic, Philadelphia, PA --4,041-5,000
20. 1794 -- June-Nov, yellow fever, Baltimore MD (200-360); New Haven, CT (64) --264-424
21. 1795 -- July 19–Oct 12, yellow fever epidemic, NY City; Providence, RI (45) --745~800
22. 1796 -- yellow fever, esp. Charleston, SC/300, New Orleans/250-400; Wilmington, NC/150--836-986
23. 1797 -- yellow fever, New Design, MO, NYC, Philly, Providence, RI --2,502
24. 1798 -- yellow fever epidemic, East Coast port cities, especially Philadelphia, NYC --10,000
25. 1799 -- yellow fever, esp. Charleston, SC, NYC, Philadelphia, *Delaware & Greene* --1,356
  
26. 1800 -- yellow fever, esp. Baltimore, Charleston SC, Norfolk, Providence RI --1,509-1,806
27. 1801 -- yellow fever epidemic, Queensborough, NYC, NY -- 156
28. 1802 -- yellow fever, Wilmington DE, MD, MA, Philadelphia, NH, SC -- 561
29. 1803 -- yellow fever epidemic, July 18-Oct, Charleston, SC, NY, VA, Philadelphia --1,403
30. 1804 -- yellow fever epidemics, NOLA, Brooklyn, NY & especially Charleston, SC -- 198

<sup>354</sup> Have not seen death-toll estimate. In proclaiming Day of Humiliation, NY Governor Lovelace wrote that “many” were “daily swept away & many more lying on their languishing beds, expecting each hour their dissolution.”

<sup>355</sup> Approximately 3,100 British sailors and soldiers died from yellow fever on way to Boston and while stationed there in June and July. It was only reported that “several” colonists succumbed in Boston.

<sup>356</sup> The closest we have seen to a fatality estimate is Duffy’s note that it “was not quite as bad as the previous one [yellow fever epidemic] in 1732.” In that year 130-150 people are estimated to have died from yellow fever in Charleston. (Duffy, John. *epidemics in Colonial America*. Baton Rouge: LSU Press, 1953, 1979, p. 152.)

<sup>357</sup> Cannot find number of reported deaths, but a Census of Charleston for the year 1848 compares the fatality of 145 to that of 1732, wherein 130-150 people died from yellow fever.

<sup>358</sup> Redman has the outbreak from Aug-Oct. Rush has it from Aug-Dec. We compromise between the two in that the mosquitoes which are the vector are generally killed off, or go into hibernation, with the first good frost.

<sup>359</sup> The Nantucket Island Native American population was decimated, only a small percentage survived.

31. 1805 -- yellow fever, esp. NYC/270-340, Philly/300-400, Providence, RI/10, SC/≤59 --750-809
32. 1807 -- yellow fever epidemic, especially Charleston, SC -- 169
33. 1808 -- yellow fever epidemic, Sep 5-Oct, St. Mary's, GA -- 84
34. 1809 -- yellow fever, esp. Brooklyn/NYC (42); New Orleans (civilian/military; ~800), LA-- 850

**Diseases -- YELLOW FEVER -- CHRONOLOGICAL -- continued:**

35. 1811 -- yellow fever epidemic, New Orleans, LA -- >500
36. 1817 -- June-Dec, yellow fever, esp. Charleston SC, Natchez MS, New Orleans--1,208-1,233
37. 1818 -- yellow fever epidemics, esp. Charleston SC (115); New Orleans, LA (115) -- 234
38. 1819 -- yellow fever, esp. Charleston, Mobile, Natchez; most esp. New Orleans --2,871-3,019
  
39. 1820 -- May-Dec, yellow fever, Savannah GA/New Orleans/NYC/Philadelphia --1,335
40. 1821 -- summer-fall, yellow fever, esp. Norfolk, VA (~160); St Augustine, FL (172) -- ≥414
41. 1822 -- yellow fever, esp. late Sum-fall, esp. NOLA/Marietta OH/NYC/Pensacola<sup>360</sup>--1,519-2,741
42. 1823 -- July-Nov 1, yellow fever, Key West/>32, Natchez, MS/337, New Orleans/239 -- >613
43. 1824 -- July-Nov, yellow fever, esp. Charleston SC (235); New Orleans LA (≥108) --364-373
44. 1825 -- yellow fever, esp. Mobile, Key West & Pensacola, NOLA, Natchez, Washington MS -- 428
45. 1827 -- yellow fever, esp. Charleston, SC (64) & New Orleans (109) epidemics -- ≥195
46. 1828 -- yellow fever, esp. Charleston SC/26, Memphis/56, MS/90, New Orleans/150 -- 332
47. 1829 -- yellow fever, esp. FL, Mobile AL/130; Natchez MS/90; New Orleans LA/900 --1,146
  
48. 1830 -- July-fall, yellow fever, Charleston SC (39) & especially New Orleans (132) -- 172
49. 1832 -- yellow fever outbreak, New Orleans, LA -- 400
50. 1833 -- Early Aug-early Nov, yellow fever epidemic, New Orleans, LA --1,000
51. 1834 -- yellow fever epidemic, New Orleans (≥95), LA; Charleston (49), SC -- 144
52. 1835 -- Aug-Sep, yellow fever, Charleston SC (25-26) New Orleans LA (284-289) --309-315
53. 1837 -- Aug-Nov, yellow fever epidemics, Mobile AL; New Orleans LA; Natchez MS --1,550-1,930
54. 1838 -- yellow fever, New Orleans LA (17), NY Marine Hosp. (8) Charleston SC (351)-- 376
55. 1839 -- June-Oct, yellow fever, SC, FL, GA, TX, esp. Mobile, Natchez, New Orleans--~2,764
  
56. 1840 -- yellow fever outbreak, Charleston, SC (22), New Orleans (3) -- 25
57. 1841 -- yellow fever, esp. FL & LA, esp. New Orleans, also Vicksburg, Charleston --3,498
58. 1842 -- July-Oct, yellow fever epidemics, Mobile, AL (66-77), New Orleans (211) --285-289
59. 1843 -- July-Nov, yellow fever, esp. Mobile AL (240-750), New Orleans (487-700) --758-1,481
60. 1844 -- yellow fever, esp. Galveston TX (400); Mobile AL (40); New Orleans LA (148)--590
61. 1846 -- yellow fever epidemic, New Orleans, LA (146-160); also Mobile AL (4) --151-165
62. 1847 -- yellow fever, esp. NOLA, also Galveston, Mobile, Pensacola, Vicksburg<sup>361</sup> --≥3,400
63. 1848 -- yellow fever, Mobile AL~76, New Orleans/850-872, NY Marine Hosp./12 --937-960
64. 1849 -- Aug-Dec, yellow fever, Charleston SC/125, Mobile AL/50, New Orleans/737 --912-944
  
65. 1850 -- Jan-Oct, yellow fever, esp. Jefferson/Orleans Parishes/New Orleans, LA and SC<sup>362</sup>-- 862

<sup>360</sup> Also includes 101 fatalities on the U.S. Frigate *Macedonian*, sailing in the Caribbean late Spring to mid-summer.

<sup>361</sup> Was in at least 10 Louisiana areas other than New Orleans; also in six known locations other than Vicksburg in Mississippi; was in Memphis, TN, and Brazos, Houston and Matamoras, Texas. Mostly late summer and fall.

<sup>362</sup> Seventh Census data supplemented by addition of at least 97 yellow fever deaths in New Orleans Aug-Sep.

- 66. 1851 -- yellow fever outbreak, New Orleans, LA -- 16
- 67. 1852 -- yellow fever, Charleston, New Orleans, Savannah -- 745
- 68. 1853 -- May-Dec, yellow fever, esp. AL/1293, LA/~15K, MS/1311 TX/871 --18,770-19,533
- 69. 1854 -- June-Dec, yellow fever, esp. Jacksonville, Charleston, Galveston, NOLA, Savannah --4,238
- 70. 1855 -- June-Nov, yellow fever, esp. New Orleans/2,670; Norfolk/Portsmouth, VA/3K --6,059
- 71. 1856 -- Aug-Sep, yellow fever, Charleston SC/212-266, New Orleans/74, NY/12 --304-358
- 72. 1857 -- June-Dec, yellow fever, Charleston SC, Jacksonville FL/127, New Orleans/199 -- 353
- 73. 1858 -- June-Dec, yellow fever, esp. Charleston SC; Galveston & Indianola; New Orleans/4855 --6,490
- 74. 1859 -- yellow fever epidemic, Galveston & Edinburgh TX; New Orleans, LA -- 290

**Diseases -- YELLOW FEVER -- CHRONOLOGICAL -- continued**

- 75. 1862 -- yellow fever, esp. Wilmington NC/>653; TX coast/≥328; Key West/86 --1,131-1,679
- 76. 1863 -- yellow fever, Pensacola, FL -- 200
- 77. 1864 -- yellow fever, esp. New Bern NC/1,359, Charleston, SC/700, Galveston, NOLA --2,414
- 78. 1866 -- Aug-Nov (esp.), yellow fever outbreaks, especially New Orleans, LA (185) -- 211
- 79. 1867 -- July-Dec, yellow fever, esp. New Orleans, Galveston/Houston; also AL/FL/MS/TN--10,012
  
- 80. 1870 -- May-Dec, yellow fever, esp. New Orleans/587 Mobile/173 Brunswick GA --1,038
- 81. 1871 -- July 30-Dec 18, yellow fever, esp. MS/143, Charleston SC/213, New Orleans/55-- 454
- 82. 1872 -- July 11-Nov 19, yellow fever outbreak, New Orleans, LA (39-40); 1 at sea --40-41
- 83. 1873 -- July-Dec, yellow fever, esp. Memphis, AL, Pensacola, Louisville, LA, TX--3542-3584
- 84. 1874 -- Aug 17-Nov 9, yellow fever, Pensacola, Warrington, Woolsey, FL/381; also N.O.-- 398
- 85. 1876 -- yellow fever, Savannah (also Brunswick), GA; also New Orleans & Baltimore --1,293
- 86. 1877 -- Aug-Nov, yellow fever, esp. Enterprise/112, Fernandina/94, St. Augustine/50, FL-- 263
- 87. 1878 -- June-Dec, yellow fever, esp. LA (esp. New Orleans), MS, TN (esp. Memphis) ~20,000
- 88. 1879 -- June-Dec, yellow fever, esp. Forest City, AR, Louisiana, MS, Memphis TN--682-786
  
- 89. 1880 -- yellow fever, July 16, beginning, Jacksonville, FL -- 34
- 90. 1882 -- yellow fever, Aug-Nov, Pensacola, FL -- 198
- 91. 1883 -- yellow fever, Aug 05-Nov 6, Brewton, AL, FL -- 74
- 92. 1887 -- yellow fever outbreaks, esp. Fernandina & Tampa, FL & New Orleans, LA -- 941
- 93. 1888 -- July-Dec, yellow fever epidemic, FL esp. Jacksonville/430; Decatur AL/35 -- 546
  
- 94. 1893 -- yellow fever, Sep, Fort Bayou, AL, FL, Brunswick, GA -- 61
- 95. 1897 -- Sep-Dec, yellow fever, esp. Mobile/48, New Orleans/298, MS, Memphis TN --~520
- 96. 1898 -- yellow fever outbreak, Sep 25-Oct 25, LA, especially New Orleans -- 89
- 97. 1899 -- yellow fever outbreak, Jacksonville, FL -- 65
  
- 98. 1905 -- May 21-Nov, yellow fever, esp. LA (esp. New Orleans/455), Pensacola, MS --1,131
  
- 1972 -- yellow fever, Indiana -- 2

## Diseases – OTHER – By Mortality

21. 1940 -- **syphilis**, US death rate 14.4 per 100K pop, esp. FL DC AZ DE MS MD AL 19,006
22. 1804 -- epidemic, possibly **cholera** (or typhoid or plague) Natives, Oahu, Hawaii >3,000
23. 1967 -- **syphilis** --2,381
24. 1616 -- **unknown** epidemic, Natives, especially near coasts of MA, ME, RI --thousands
  
25. 1809 -- **disease/illness**, May-Feb 1810, U.S. Army, MS -- 656
26. 1609-10 --winter, **starvation, disease**, attack, Jamestown Colony, VA<sup>363</sup> >400-440
27. 1585, June-June 1586 -- **disease**, Natives visited by English from Roanoke Colony NC--≥360
28. 1998 -- **infectious colitis/enteritis/gastroenteritis**, ICD-9 code 009.0, death rate 0.124 per 100K--342
29. 1538-1539, **unknown** epidemic, “Cofitachequi”<sup>364</sup> Natives, central SC hundreds
30. 1616-17 – **unknown** epidemic, Native Americans, Maine ≥hundreds
31. 1822 -- summer, “**bilious [“intermittent”] fever**” epidemic, Louisville, KY<sup>365</sup> --140-232
  
32. 1814-15 -- winter, “**putrid sore throat**” epidemic, eastern VA, esp. Northern Neck VA-- >100
  
33. 1607 -- July-Dec, **disease** and **famine/starvation**, Jamestown Colony, VA<sup>366</sup> -- 66
34. 1976 -- Nov-Jan 77, **Guillain-Barré syndrome** outbreak, some blamed on swine flu vaccine--58
35. 1753-54 -- Dec-Jan (2 mo.), **unknown** epidemic fever, Holliston (pop. ~80 families), MA-- 43
36. 1715 -- “**malignant disease**,” Plymouth, MA -- 40
37. 1852 -- Nov/Dec, **unknown** epidemic, Natives, Hock Farm, Sutter County, CA<sup>367</sup> -- 40
38. 2014 -- **enterovirus infection**, ICD-10 code B34.1, death rate 0.010 -- 31
39. 1712-13 -- Oct 1712-Sep 1713, “**malignant distemper**,” Waterbury, CT --21-30
40. 1736 -- July-Nov, epidemic (**scarlet fever or diphtheria?**), esp. children, Marblehead MA-- ~25
41. 1726 -- summer, **unknown** typhoid fever-like epidemic, Newent Parish, Norwich, CT-- ~20
42. 1741 -- Pre-April, “long” or “**lung**” fever, Sutton, MA (19), New London, CT (?) -- ≥19

<sup>363</sup> Sources do not breakout causes of death, but do give impression that starvation was substantial. In that we do not know how many deaths from the total were attributable to disease, we cross-list here and in starvation.

<sup>364</sup> Cofitachequi is the name the Spaniards of Hernando de Soto’s expedition gave to these natives. Some speculate they could have been Catawban. (Holleman, Joey. “The lost tribe of South Carolina.” *The State*, 7-5-2009.)

<sup>365</sup> Have chosen to list separately from yellow fever entry for 1822 in that it was referred to as Bilious fever and in that it was not included in books and reports which discussed yellow fever in 1822 by George Augustin, J.M. Keating, John Monette, George M. Sternberg (U.S. Public Health Svc.), and the U. S. Marine-Hospital Service.

<sup>366</sup> Cross-listed in Starvation. The sources utilized do not breakout starvation/famine from disease deaths.

<sup>367</sup> Our use of Nov/Dec in the dating is speculative. The source is the Sacramento *Union* of Dec. 13 and 17, 1852, noting fatalities during one month at John Augustus Sutter’s Hock Farm.

## Diseases -- OTHER -- Chronological

1. 1538-1539, **unknown epidemic**, “Cofitachequi”<sup>368</sup> Natives, central SC --hundreds
2. 1585, June-June 1586 -- **Disease**, Natives visited by English from Roanoke Colony NC  $\geq$ 360
  
3. 1607 -- July-Dec, **Disease and Famine/Starvation**, Jamestown Colony, VA<sup>369</sup> -- 66
4. 1609-10 winter, **Starvation, Disease, Attack**, Jamestown Colony, VA<sup>370</sup> >400-440
5. 1616-17 -- **epidemic**, Native Americans, Maine -->hundreds
  
6. 1712-13 -- Oct 1712-Sep 1713, “**Malignant Distemper**,” Waterbury, CT --21-30
7. 1726 -- summer, **unknown** typhoid fever-like epidemic, Newent Parish, Norwich, CT-- ~20
8. 1736 -- July-Nov, epidemic (**scarlet fever or diphtheria?**), esp. children, Marblehead MA-- ~25
9. 1741 -- Pre-April, “Long” or “**Lung**” fever,” Sutton, MA (19), New London, CT (?) --  $\geq$ 19
10. 1753-54--Dec-Jan (2 mo.), **unknown** epidemic fever, Holliston (pop. ~80 families), MA-- 43
  
11. 1804 -- **epidemic**, Possibly cholera (or typhoid or plague) Natives, Oahu, Hawaii -->3,000
12. 1809 -- **Disease/Illness**, May-Feb 1810, U.S. Army, MS -- 656
  
13. 1814-15 -- winter, “**Putrid Sore Throat**”? epidemic, eastern VA, esp. Northern Neck VA->100
  
14. 1822 -- summer, “**Bilious [“Intermittent”] fever**” epidemic, Louisville, KY --140-232
15. 1829-1834 (esp. 1833) -- **unknown epidemic**, West Coast Native Americans --6,500-22,000
  
16. 1852 -- Nov/Dec, **unknown epidemic**, Natives, Hock Farm, Sutter County, CA<sup>371</sup> -- 40
  
17. 1920 -- **mumps**, 33 registration states -- 152
  
18. 1940 -- syphilis, US death rate 14.4 per 100K pop, esp. FL DC AZ DE MS MD AL 19,006
  
19. 1976 -- Nov-Jan 77, **Guillain-Barré syndrome** outbreak, some blamed on swine flu vaccine--58
  
20. 1998 -- **infectious colitis/enteritis/gastroenteritis**, ICD-9 code 009.0, death rate 0.124 per 100K--342
  
21. 2014 -- **enterovirus infection** outbreak, ICD-10 code B34.1, death rate 0.010 -- 31

---

<sup>368</sup> Cofitachequi is the name the Spaniards of Hernando de Soto’s expedition gave to these natives. Some speculate they could have been Catawban. (Holleman, Joey. “The lost tribe of South Carolina.” *The State*, 7-5-2009.)

<sup>369</sup> Cross-listed in Starvation. The sources utilized do not breakout starvation/famine from disease deaths.

<sup>370</sup> Sources do not breakout causes of death, but do give impression that starvation was substantial. In that we do not know how many deaths from the total were attributable to disease, we cross-list here and in starvation.

<sup>371</sup> Our use of Nov/Dec in the dating is speculative. The source is the Sacramento *Union* of Dec. 13 and 17, 1852, noting fatalities during one month at John Augustus Sutter’s Hock Farm.

**DROWNINGS, especially swimming (not related to watercraft) – By Fatalities**

1. 1929 -- July 26-28 (Fri.-Sun.) heat wave, weekend drownings, MI/20-21, WI/18 --38-39
  2. 1899 -- Aug 06, gangplank fails, drownings, Mount Desert Ferry ~Bar Harbor, ME -- 20
  3. 1838 -- Nov 19, drownings, Lock and Dam No. 3, Green River, Rochester, KY -- 15
  4. 1911 -- July 04, swimming drownings, greater Philadelphia, PA -- 12
  5. 1905 -- July 07, drownings, at Log Jam, Chippewa River, Little falls Dam, WI -- 11
  6. 1913 -- June 30, walkway/gangway failure, drownings, Merrimac River, Lawrence, MA-- 11
  7. 1926 -- Aug 08, undertow drownings/large Lake Erie waves, Brant Beach/Farnham NY-- 11
  8. 1901 -- Jun 30, drownings NYC area (East, Harlem, Hudson, No. rivs.) Rockaway Beach--10
  9. 1911 -- June 24, swimming drownings (all children), Pensacola, FL -- 10
  10. 1927 -- July 18, drownings at beaches, Lake Michigan, Chicago vicinity, IL -- 10
  11. 1929 -- July 04, swimming drownings, Grand Haven State Park, MI -- 10
- 1911 -- July 04, swimming drownings, NYC, NY -- 9
- 1897 -- July 04, drownings in Lake Michigan during heat wave, Chicago area, IL -- 8
- 1942 -- May 31, Lake Erie large wave, Cleveland (Bay Village W to Geneva E), OH -- 7
- 1990 -- Feb 19, teenagers/3 fall through thin ice, four rescuers die, Lake Convict, CA -- 7
- 1956 -- Apr 08, Marine recruits drown, night swamp march, Ribbon Creek, Parris Isl., SC-- 6
- 1965 -- July 25, drownings, children wading, Ledges State Park south of Boone, IA -- 6
- 2010 -- Aug 02, drownings, non-swimmer teens; Red River, Shreveport, LA -- 6

**DROWNINGS, especially swimming (not related to watercraft) – Chronological**

1. 1838 -- Nov 19, drownings, Lock and Dam No. 3, Green River, Rochester, KY -- 15
  - 1897 -- July 04, drownings in Lake Michigan during heat wave, Chicago area, IL -- 8
  2. 1899 -- Aug 06, gangplank fails, drownings, Mount Desert Ferry ~ Bar Harbor, ME -- 20
  3. 1901 -- Jun 30, drownings NYC area (East, Harlem, Hudson, No. rivs.) Rockaway Beach--10
  4. 1905 -- July 07, drownings, at Log Jam, Chippewa River, Little falls Dam, WI -- 11
  5. 1911 -- June 24, swimming drownings (all children), Pensacola, FL -- 10
  - 1911 -- July 04, swimming drownings, NYC, NY -- 9
  6. 1911 -- July 04, swimming drownings, greater Philadelphia, PA -- 12
  7. 1913 -- June 30, walkway/gangway failure, drownings, Merrimac River, Lawrence, MA-- 11
  8. 1926 -- Aug 08, undertow drownings/large Lake Erie waves, Brant Beach/Farnham NY-- 11
  9. 1927 -- July 18, drownings at beaches, Lake Michigan, Chicago vicinity, IL -- 10
  10. 1929 -- July 04, drownings, Grand Haven State Park, MI -- 10
  11. 1929 -- July 26-28 (Fri.-Sun.) heat wave, weekend drownings, MI/20-21, WI/18 --38-39
- 1942 -- May 31, Lake Erie large wave, Cleveland (Bay Village W to Geneva E), OH -- 7
- 1956 -- Apr 08, Marine recruits drown, night swamp march, Ribbon Creek, Parris Isl., SC—6

**Drownings (continued):**

1965 -- July 25, drownings, children wading, Ledges State Park south of Boone, IA	--	6
1990 -- Feb 19, teenagers/3 fall through thin ice, four rescuers die, Lake Convict, CA	--	7
2010 -- Aug 02, drownings, non-swimmer teens; Red River, Shreveport, LA	--	6

### **DUST Bowl, Dust and Sand Storms – Deadliest American – By Mortality**

1. 1930/39 -- Dust Bowl, TX and OK Panhandles	--	68
2. 1991 -- Nov 29, Dust Storm, Massive I-5 Pileup, Coalinga, CA <sup>372</sup>	--	17
3. 1935 -- Mar 15-22, Dust Storms, MO, NE, NM, esp. KS/8 deaths, CO/6, TX/1	--	15
4. 1945 -- July 14, USAAF B-29 crash in sandstorm, Kirtland Fld., Albuquerque NM <sup>373</sup>	--	13
5. 1995 -- Apr 09, dust storm-related vehicle accidents, Bowie, AZ <sup>374</sup>	--	10
1950 -- Mar 25 dust storms & auto accidents, TX (3), KS (4), NE (1)	--	8
2021 -- July 25, dust storm and I-15 vehicular pileup near Kanosh, UT	--	8
1999 -- Sep 25, I-84 pileup/dust storm/high wind/wheat field under plow ~Pendleton OR <sup>375</sup>	--	8
2017 -- June 19, dust-storm, vehicular pileup, westbound I-10, near Lordsburg, NM <sup>376</sup>	--	6
2022 -- July 15, dust storm, 21-vehicle pileup, I-90 near Hardin, Big Horn County, MT	--	6
2023 -- May 01, vehicular pileup in farm dust, high wind, I-55 north of Farmersville, IL	--	6
2009 -- Dec 22, dust storm, auto collisions, Casa Grande, south of Phoenix, AZ	--	3

### **DUST Bowl, Dust and Sand Storms – Deadliest American – Chronological**

1. 1930/39 -- Dust Bowl, TX and OK Panhandles	--	68
2. 1935 -- Mar 15-22, dust storms, MO, NE, NM, esp. KS/8 deaths, CO/6, TX/1	--	15
3. 1945 -- July 14, USAAF B-29 plane crash/sandstorm, Kirtland Fld., Albuquerque NM <sup>377</sup>	--	13
1950 -- Mar 25 dust storms & auto accidents, TX (3), KS (4), NE (1)	--	8
4. 1991 -- Nov 29, dust storm, massive I-5 pileup, Coalinga, CA <sup>378</sup>	--	17
5. 1995 -- Apr 09, dust storm-related vehicle accidents, Bowie, AZ <sup>379</sup>	--	10
1999 -- Sep 25, I-84 pileup/dust storm/high wind/wheat field under plow ~Pendleton OR <sup>380</sup>	--	8
2009 -- Dec 22, dust storm, auto collisions, Casa Grande, south of Phoenix, AZ	--	3
2017 -- June 19, dust-storm, vehicular pileup, westbound I-10, near Lordsburg, NM <sup>381</sup>	--	6
2021 -- July 25, dust storm and I-15 vehicular pileup near Kanosh, UT	--	8
2022 -- July 15, dust storm, 21-vehicle pileup, I-90 near Hardin, Big Horn County, MT	--	6
2023 -- May 01, vehicular pileup in farm dust, high wind, I-55 north of Farmersville, IL	--	6

---

<sup>372</sup> Cross-listed in Road Events.

<sup>373</sup> Cross-listed in "Aviation."

<sup>374</sup> Cross-listed in Road Events.

<sup>375</sup> Cross-listed in Road Events.

<sup>376</sup> Cross-listed in Road Events.

<sup>377</sup> Cross-listed in "Aviation."

<sup>378</sup> Cross-listed in Road Events.

<sup>379</sup> Cross-listed in Road Events.

<sup>380</sup> Cross-listed in Road Events.

<sup>381</sup> Cross-listed in Road Events.



## **EARTHQUAKES – Deadliest American – By Mortality:**

1. 1906 -- Apr 18, earthquake, fire, landslides, San Francisco & vicinity, CA<sup>382</sup> --3,000-5,000
2. 1811 -- Dec 16-Feb 7, 1812, earthquakes, New Madrid, KY, TN, NE AR, MO --~379-1,000
3. 1946 -- Apr 01, earthquake/tsunami, Aleutian Islands, AK<sup>383</sup> -- 170
4. 1964 -- Mar 27, earthquake & tsunamis, Prince William Sound, AK (also OR, CA) -- 143  
--125 AK earthquake (15), tsunami ( $\geq 106$ ), related (4) AK NG plane crash  
-- 13 CA tsunami (11 Crescent City, 1 at Bolinas Bay and 1 Klamath Riv. mouth  
-- 5 OR tsunami (4 Beverly Beach State Park and 1 tsunami-related at Seaside)
5. 1886 -- Aug 31, Charleston, SC earthquake, felt in 27 states and DC --100-124
6. 1933 -- Mar 10, earthquake, Long Beach, CA -- 120
7. 1918 -- Oct 11, earthquake, Northwestern Mona Passage, Puerto Rico -- 116
8. 1868 -- Apr 02, earthquake, Hawaii Island, HI<sup>384</sup> -- 93
9. 1994 -- Jan 17, Northridge Earthquake, Los Angeles vicinity, CA --71-72
10. 1989 -- Oct 17, Loma Prieta Earthquake, San Francisco Bay Area, CA --66-68
  
11. 1971 -- Feb 9, mag. 6.6 San Fernando/Sylmar Earthquake, San Fernando area, CA --64-65
12. 1812 -- Dec 08, earthquake, Wrightwood/San Juan Capistrano, CA -- 42
13. 1868 -- Oct 21, earthquake, Hayward/San Francisco Bay-Area, CA -- 30
14. 1872 -- Mar 26 earthquake, Lone Pine, Owens Valley, Central CA --27-30
15. 1959 -- Aug 18, earthquake, rockfalls, landslides, campers killed, Hebgen Lake, MT -- 28
16. 1925 -- June 29, earthquake, Santa Barbara, CA -- 13
17. 1952 -- July 21, earthquake, Kern County, CA -- 12
  
- 1940 -- May 19, earthquake, especially Imperial, also El Centro, Imperial Valley, CA -- 9
- 1949 -- Apr 13, earthquake, epicenter between Olympia and Tacoma, Puget Sound-area, WA-- 8

---

<sup>382</sup> Cross-listed in Fire and in Landslides, in that there were a small number of deaths due to slides.

<sup>383</sup> Cross-listed with Tsunamis

<sup>384</sup> Landslide fatalities = 31, tsunami fatalities = 46. (USGS, Deaths in the United States from Earthquakes, 2008)

**EARTHQUAKES – Deadliest American – CHRONOLOGICAL:**

1. 1811 -- Dec 16-Feb 7, 1812, earthquakes, New Madrid, KY, TN, NE AR, MO --~379-1,000
2. 1812 -- Dec 08, earthquake, Wrightwood/San Juan Capistrano, CA -- 42
3. 1868 -- Apr 02, earthquake, Hawaii Island, HI<sup>385</sup> -- 93
4. 1868 -- Oct 21, earthquake, Hayward/San Francisco Bay-Area, CA -- 30
5. 1872 -- Mar 26 earthquake, Lone Pine, Owens Valley, Central CA --27-30
6. 1886 -- Aug 31, Charleston, SC earthquake, felt in 27 states and DC --100-124
7. 1906 -- Apr 18, earthquake, fire, landslides, San Francisco & vicinity, CA<sup>386</sup> --3,000-5,000
8. 1918 -- Oct 11, earthquake, Northwestern Mona Passage, Puerto Rico -- 116
9. 1925 -- June 29, earthquake, Santa Barbara, CA -- 13
10. 1933 -- Mar 10, earthquake, Long Beach, CA -- 120
- 1940 -- May 19, earthquake, especially Imperial, also El Centro, Imperial Valley, CA -- 9
11. 1946 -- Apr 01, earthquake and tsunami, Aleutian Islands, AK<sup>387</sup> -- 170
- 1949 -- Apr 13, earthquake, epicenter between Olympia and Tacoma, Puget Sound-area, WA-- 8
12. 1952 -- July 21, earthquake, Kern County, CA -- 12
13. 1959 -- Aug 18, earthquake, rockfalls, landslides, campers killed, Hebgen Lake, MT -- 28
14. 1964 -- Mar 27, earthquake & tsunamis, Prince William Sound, AK (also OR, CA) -- 143
- 125 AK earthquake (15), tsunami ( $\geq 106$ ), related (4) AK NG plane crash
- 13 CA tsunami (11 Crescent City, 1 at Bolinas Bay and 1 Klamath Riv. mouth
- 5 OR tsunami (4 Beverly Beach State Park and 1 tsunami-related at Seaside)
15. 1971 -- Feb 9, mag. 6.6 San Fernando/Sylmar Earthquake, San Fernando area, CA --64-65
16. 1989 -- Oct 17, Loma Prieta Earthquake, San Francisco Bay Area, CA --66-68
17. 1994 -- Jan 17, Northridge Earthquake, Los Angeles vicinity, CA --71-72

---

<sup>385</sup> Landslide fatalities = 31, tsunami fatalities = 46. (USGS, Deaths in the United States from Earthquakes, 2008)

<sup>386</sup> Cross-listed in Fire and in Landslides, in that there were a small number of deaths due to slides.

<sup>387</sup> Cross-listed with Tsunamis

**ENVIRONMENTAL SMOG/POLLUTION – Deadliest American – By MORTALITY**

1. 1953 -- Nov 12-23, Smog, New York City --150-260
2. 1966 -- Nov 23-25, Thanksgiving weekend Smog, New York City, NY -- 168
3. 1948 -- Oct 26-31, Industrial Smog/Pollution, Donora (and Webster), PA<sup>388</sup> --20-22

---

<sup>388</sup> These were deaths during the week of Oct 26-31. Deaths were higher than expected for several months.

## EXPLOSIONS -- Master Set -- Deadliest American -- By MORTALITY

### Commercial/Gas/Industrial/Military/ (Excludes Aviation, Maritime Boiler & Mining)

1. 1947 -- Apr 16-17, ammonium nitrate explosion, *Grandcamp*, Texas City, TX<sup>389</sup> --581-600
2. 1944 -- Nov 10, explosion, USS *Mount Hood*, Seeadler Harbor, Manus Island<sup>390</sup> --372-378
3. 1945 -- Apr 09, US freighter *Charles Henderson* explodes, bombs being unloaded, Bari, Italy--360  
--39-42 US Merchant Marine crew  
--12-14 US Naval Armed Guard  
-- 267 Italian workers  
-- ? British Army sappers supervising work of Italian stevedores  
-- ? unknown number of other Allied military personal<sup>391</sup>
4. 1944 -- July 17, munitions ships explode while loading, Port Chicago, CA<sup>392</sup> --320-325
5. 1937 -- Mar 18, natural gas explosion, consolidated school, New London, TX --311-319
6. 1865 -- May 25, Mobile Magazine explosion, Mobile, AL -- 300
7. 1864 -- July 30, Federal powder explosion underneath Rebel redoubt, Petersburg, VA -- 278
8. 1898 -- Feb 15, *USS Maine* explosion, Havana Harbor, Cuba --260-268
9. 1865 -- Feb 18, gunpowder explosion/fire, Northeastern RR Depot, Charleston SC<sup>393</sup>--150-200
10. 1918 -- May 18, Aetna Chemical Co. Munitions Plant explosion, Oakdale, PA -- 193
  
11. 1995 -- Apr 19, terrorism, Alfred P. Murrah Federal Bldg. bombing, Oklahoma City<sup>394</sup>-- 168
12. 1944 -- May 21, munitions explosion, six LSTs lost, West Loch, Pearl Harbor, HI -- 163
13. 1944 -- Oct 20, LNG tank explosions & fire, East Ohio Gas Co., Cleveland, OH<sup>395</sup> --128-136
14. 1967 -- July 29, rocket explosion and fire, USS *Forrestal*, Gulf of Tonkin ops.<sup>396</sup> -- 134
15. 1917 -- Apr 10, artillery shell munitions plant explosion (mostly girls), Eddystone, PA-- 133
16. 1918 -- Oct 04, Gillespie Co., shell loading plant explosion, Sayreville, NJ -- 100
17. 1864 -- May 26, torpedo mine explosion, Bachelor's Creek Station ~New Bern, NC --40-93
18. 1862 -- Sep 17, Allegheny Arsenal explosion & fire, Lawrenceville/Pittsburgh, PA --74-79
19. 1850 -- Feb 04, boiler explosion, Taylor & Co., Hague Street, Manhattan, NY<sup>397</sup> --60-75
20. 1963 -- Oct 31, bottled propane gas tank explosion, Indianapolis Coliseum, IN --74-75
21. 1895 -- Jan 15, fire & dynamite/powder explosions, two warehouses, Butte, MT --57-60
22. 1905 -- Mar 20, boiler explosion & fire, Grover & Co. Shoe Factory, Brockton, MA<sup>398</sup>-- 58
23. 1913 -- Mar 07, harbor/ship (*Alum Chine*) dynamite explosion, Baltimore, MD<sup>399</sup> -- 55
24. 1909 -- Jan 20, magazine explosion, water tunnel crib fire, Lake Michigan, ~ Chicago<sup>400</sup>-- 53
25. 1940 -- Sep 12, Hercules Powder/Munitions Co. explosion, Kenvil, NJ -- 52

---

<sup>389</sup> Cross-listed in Maritime.

<sup>390</sup> Largest of the Admiralty Islands, and fifth largest island in Papua New Guinea. Cross-listed in Maritime.

<sup>391</sup> We have not seen numbers for British and other Allied military personnel, but one source has total loss as 360.

<sup>392</sup> Cross-listed under Maritime.

<sup>393</sup> Our impression from accounts is that the majority of deaths, if not the great majority, were from the explosion.

<sup>394</sup> Cross-listed in Violence and in Fire-Structural (almost 40% of victims died from fire and smoke inhalation).

<sup>395</sup> Cross-listed in Fire-Structural. At least 32 died in fires in nearby houses

<sup>396</sup> Cross-listed under Maritime.

<sup>397</sup> Cross-listed under Fire, Structural.

<sup>398</sup> Cross-listed under Fire.

<sup>399</sup> Cross-listed under Maritime.

<sup>400</sup> Cross-listed in Mines, Tunnels, Quarries.

26. 1942 -- June 05, munitions explosion, Elwood Ordnance Plant, Joliet, IL --48-52  
 27. 1863 -- Mar 13, explosion, Confederate Ordnance Lab., Brown's Isl., Richmond VA --40-50  
 28. 1918 -- July 02, Semet-Solvay Co. TNT Plant Fire, Explosion, Fire, Split Rock, NY -- 50

**EXPLOSIONS – Master Set – Deadliest American -- By MORTALITY -- (continued)**  
**Commercial/Gas/Industrial/Military/ (Excludes Aviation, Maritime Boiler & Mining)**

29. 1862 -- Nov 05, explosion, Munitions "Laboratory" Arsenal, Jackson, MS --~40-48  
 30. 1919 -- May 22, dust explosion & fire, Douglas Starch Works, Cedar Rapids, IA --43-44  
 31. 1989 -- Apr 19, *USS Iowa* No. 2 turret explosion, near Puerto Rico -- 47  
 32. 1915 -- Sep 27, rail tank car gasoline explosion, Ardmore, OK<sup>401</sup> --40-44  
 33. 1924 -- Jan 03, starch dust explosion, Corn Products Refining Company, Pekin, IL -- 42  
 34. 1883 -- Sep 28, explosion, California Powder Works, Pinole, CA -- 41  
 35. 1968 -- Apr 06, gas and gunpowder explosion, fire, Marting Arms, Richmond, IN<sup>402</sup> -- 41  
 36. 1818 -- Mar 19, Du Pont Gun Powder Mill explosion, Brandywine, DE -- 40  
 37. 1829 -- June 4, magazine explos., steam frigate *Fulton*, Navy Yard, Brooklyn, NY<sup>403</sup> --24-40  
 38. 1883 -- Jan 21, explosions, Giant Powder-Works, Point Clement, near Oakland, CA --30-40  
 39. 1895 -- Nov 06, *Evening Journal* building boiler explosion and fire, Detroit, MI --37-40  
 40. 1911 -- Mar 09, gunpowder explosion, Laffin Rand Powder Co., Pleasant Prairie, WI -- 40  
 41. 1928 -- Apr 13, explosion/bldg. collapse & fire, Bond Dance Hall, West Plains MO --37-40  
 42. 1973 -- Feb 10, fire/gas explosion/LNG tank concrete roof fails, Staten Island NY<sup>404</sup> -- 40  
  
 43. 1972 -- Feb 01, gas explosion (lightning?), tanker *V.A. Fogg*, off Galveston, TX<sup>405</sup> -- 39  
 44. 1912 -- Mar 18, boiler explosion, train engine, South Pacific Yard, San Antonio TX<sup>406</sup>-- 36  
 45. 1977 -- Dec 22, dust explosion, grain elevator, Westwego, La -- 36  
 46. 1911 -- Feb 01, dynamite explosion, Central Rail of NJ Terminal, Communipaw, NJ --24-35  
 47. 1953 -- Apr 16, aluminum dust explosion/fire, Haber Corp. Metalworking, Chicago IL-- 35  
 48. 1904 -- Apr 13, magazine explosion, battleship *Missouri*, off Pensacola, FL<sup>407</sup> --32-34  
 49. 1907 -- Jan 09, explosion, Eliza Furnaces, Jones & Laughlin Steel, Pittsburgh, PA --12-34  
 50. 1907 -- Jan 19, train car explosion (powder), Big Four Railroad, Sandford, IN<sup>408</sup> --29-34  
 51. 1913 -- June 24, dust explosion, Husted Milling Feed Plant, Buffalo, NY -- 33  
 52. 1996 -- Nov 21, propane gas explosion, Commercial Building, San Juan, Puerto Rico -- 33  
 53. 1915 -- Nov 30, explosion, Upper Hagley Yard, du Pont Powder Co., ~Wilmington, DE-- 31  
 54. 1942 -- Mar 26, Sandts Eddy Limestone Quarry dynamite explosion, Easton, PA -- 31  
 55. 1950 -- May 19, munitions being moved explode, Raritan River Pier, South Amboy, NJ-- 31  
 56. 1845 -- July 19, fire and explosion, New, Broad, Beaver, Broadway Streets, NYC, NY<sup>409</sup>--30  
 57. 1901 -- Nov 26, boiler explosion and fire, Penberthy Injector Company, Detroit, MI --29-30

<sup>401</sup> Cross-listed in Hazardous Materials and in Rail.

<sup>402</sup> Cross-listed under Fire, Structural.

<sup>403</sup> Cross-listed in Maritime.

<sup>404</sup> Cross-listed in Fire and Structural/Construction. This was an LNG tank which was being cleaned and worked-on. A flash fire caused a residual gas explosion which caused the tank concrete cap to fall on workers.

<sup>405</sup> Cross-listed under Lightning and Maritime.

<sup>406</sup> Cross-listed in Rail.

<sup>407</sup> Cross-listed in Maritime.

<sup>408</sup> Cross-listed in Rail.

<sup>409</sup> Cross-listed in Fire.

58. 1908 -- Feb 20, nitroglycerin explosion, Hercules Powder Works, Pinole, CA --28-30  
 59. 1943 -- Sep 17, depth charge explosion, Naval Air Station, Norfolk, VA --26-30

**EXPLOSIONS -- Master Set -- Deadliest American -- By MORTALITY -- (continued)**  
**Commercial/Gas/Industrial/Military/ (Excludes Aviation, Maritime Boiler & Mining)**

60. 1902 -- May 12, explosion, freight train oil and naphtha cars, Sheraden, PA<sup>410</sup> --20-29  
 61. 1971 -- Feb 3, Thiokol Chemical Plant fire and trip flares explosion, Woodbine, GA -- 29  
 62. 1919 -- Nov 22, stove explosion/fire/crushing, dance hall and store, Ville Platte LA<sup>411</sup> --25-28  
 63. 1927 -- Nov 14, natural gas tank explosion, Equitable Gas Company, Pittsburgh, PA -- 28  
 64. 1867 -- Jun 06, Geasy & Ward's Cabinet Makers boiler explosion & Fire, Philly, PA --22-27  
 65. 1869 -- Oct 01, boiler explosion, Power Hall, State Fair, Indianapolis, IN --21-~27  
 66. 1880 -- Apr 16, explosion, Giant Powder Works, Berkeley, CA --22-27  
 67. 1907 -- Oct 15, powder explosion, DuPont Powder Mill, Fontanet, IN -- 27  
 68. 1841 -- Aug 20, fire, gunpowder explosion, carpenter's shop, Syracuse, NY<sup>412</sup> -- 26  
 69. 1895 -- Aug 19, boiler explosion and fire, Gumry Hotel, Denver, CO -- 25  
 70. 1905 -- Sep 10, Rand Powder Mill explosions (powder, dynamite)/fire, Fairchance PA--19-25  
  
 71. 1904 -- Feb 19, trains collide, dynamite explodes, Jackson Station, NV<sup>413</sup> -- 24  
 72. 1889 -- Feb 17, Park Central Hotel boiler explosion & collapse, Hartford, CT --21-23  
 73. 1905 -- May 11, trains collide, blasting powder explosion, fire, SE Harrisburg, PA<sup>414</sup> -- 23  
 74. 1927 -- Apr 23, chemical explosions, fire / Briggs Manufacturing Co., Detroit, MI -- 23  
 75. 1962 -- Oct 03, boiler explosion, NY Telephone Company building, Manhattan, NY -- 23  
 76. 1989 -- Oct 23, ethylene gas leak explosion, Phillips Petroleum Co., Pasadena, TX<sup>415</sup> -- 23  
 77. 1903 -- July 29, powder/dynamite explosion and fire, U.S. Cartridge, Tewksbury, MA--20-22  
 78. 1926 -- July 10, lightning/fire/explosions, USN Lake Denmark Arsenal, Dover, NJ<sup>416</sup> --21-22  
 79. 1942 -- Mar 04, TNT melt tower explosion, Iowa Ordnance Plant, Burlington, IA -- 22  
 80. 1955 -- Aug 10, explosion (sewer gas?) & fire, Gateway Restaurant, Andover, OH<sup>417</sup> -- 22  
 81. 1854 -- Mar 02 , boiler explosion/fire, Fales & Gray Railroad Car Works, Hartford, CT-- 21  
 82. 1864 -- June 17, explosion/fire, Washington Arsenal, Greenleaf Pt.,<sup>418</sup> District of Col. -- 21  
 83. 1882 -- Feb 17, explosion, Jackson **Fireworks** Plant, Chester, PA --15-21  
 84. 1904 -- Mar 02, boiler explodes, Hotel Darlington (under construction), Manhattan, NY-- 21  
 85. 1928 -- Nov 08, explosion, fire, Preble Box Toe Co. Plant and house, Lynn, MA<sup>419</sup> --20-21  
 86. 1949 -- Dec 14, natural gas explosion, Swift & Co. Packing House, Sioux City, IA -- 21  
 87. 1956 -- Jan 17, gasoline explosion/fire, SS *Salem Maritime*, terminal, Rose Bluff, LA<sup>420</sup>-- 21  
 88. 1965 -- Nov 24, natural gas explosion/fire, Nat. Guard Armory dance, Keokuk, IA<sup>421</sup> -- 21

---

<sup>410</sup> Cross-listed in Rail.

<sup>411</sup> Cross-listed in Fires/Structural and in Violence/Trampling.

<sup>412</sup> Cross-listed in Fire-Structural in that the fire came first, and when the powder blew, killed mostly firefighters.

<sup>413</sup> Cross-listed in Rail and in Hazardous Materials.

<sup>414</sup> Cross-listed in Rail and in Hazardous Materials.

<sup>415</sup> Cross listed in Structural.

<sup>416</sup> Cross-listed in Lightning -- lightning started the fire which led to explosions which caused loss of life.

<sup>417</sup> Cross-listed in Fire-Structural.

<sup>418</sup> Now part of Fort McNair between the Washington Channel to the west and the Anacostia River to the southeast.

<sup>419</sup> Cross-listed in Fire-Structural.

<sup>420</sup> Cross-listed in Hazardous Materials Transportation and in Maritime.

89. 1985 -- June 25, **fireworks** plant explosion, Hallett, OK -- 21

**EXPLOSIONS** – **Master Set** -- Deadliest American -- **By MORTALITY** -- (Cont.)  
**Commercial/Gas/Industrial/Military/ (Excludes Aviation, Maritime Boiler & Mining)**

90. 1866 -- Apr 16, nitroglycerin explosion, Wells Fargo building, San Francisco, CA --15-20  
91. 1867 -- Nov 8, boiler explosion, Reese & Co. Rolling-Mill, Pitt Township, PA --17-20  
92. 1879 -- Feb 22, thrashing engine explosion during pump exhibition, Stockton, CA -- 20  
93. 1887 -- Apr 23, boiler explosion, Passaic Rolling Mills, Paterson, NJ -- 20  
94. 1898 -- Feb 09, fire & explosions, Chautauqua Lake Ice Co. bldg., Pittsburgh, PA<sup>422</sup> --14-20  
95. 1906 -- Sep 21, explosion, carload of dynamite, ~Southern Rail Depot, Jellico TN -- 7-20  
96. 1924 -- March 1, Nixon Nitration Works explosion and fire, Nixon, NJ -- 20  
97. 1943 -- Dec 7, US Navy planes collide, bomb falls, Marines on ground die, Maui, HI<sup>423</sup>-- 20  
98. 1976 -- Jan 10, Pathfinder (residential) Hotel natural gas explosion/fire, Fremont, NE<sup>424</sup>-- 20
99. 1904 -- Sep 10, powder mill explosion, Fairchance, PA -- 19  
100. 1930 -- May 08, Armour Meat Processing Plant gas explosion, St. Joseph, MO -- 19  
101. 1956 -- July 29, fire/explosion, McKee tank farm, Shamrock Oil & Gas, ~Sun Ray TX<sup>425</sup>--19  
102. 1972 -- Dec 15, coke oven gas explosion, Koppers Steel, Browns Isl., Weirton, WV-- 19
103. 1847 -- Apr 14, explosion, Du Pont Powder Works, Brandywine Ri., Wilmington, DE-- 18  
104. 1878 -- May 02, Washburne Flour Mills flour dust explosion & fire,, Minneapolis MN-- 18  
105. 1888 -- Aug 22, George Whiting Paper Mill fire & bleach explosion,, Neenah, WI<sup>426</sup>-- 18  
106. 1926 -- Nov 19, Oil tanker *Mantilla* explos., Bethlehem Steel drydock, Sparrows Point, MD<sup>427</sup>-18  
107. 1951 -- Sep 17, Shell Refinery Dubbs 17 cracking unit explos./fire, Wood River, IL<sup>428</sup>-- 18  
108. 1977 -- Dec 27, Farmers Export Grain Elevator dust explosion,, Galveston, TX -- 18
109. 1862 -- Mar 29, Samuel Jackson Cartridge Factory explos., Tenth & Reed, Philly, PA --15-17  
110. 1901 -- June 21, **fireworks** explosion/fire, confectionery, Main Street, Paterson, NJ -- 17  
111. 1902 -- Aug 20, explosion, wood digesters, Delaware Pulp Mills, Wilmington, DE -- 17  
112. 1903 -- Mar 09, train wreck/fire, delayed oil/gasoline tanker explosion, Olean, NY<sup>429</sup>-- 17  
113. 1908 -- Oct 07, dust explosion and fire, grain elevator, Richford, VT -- 17  
114. 1910 -- Dec 29, boiler explosion, Morewood Lake Ice Co., south of Pittsfield, MA -- 17  
115. 1943 -- July 12, Nitramon test explosion mishap, Eglin Air Force Base, Pensacola, FL-- 17  
116. 1944 -- May 11, explos. Ammo dump at sea, Hingham Depot boat, ~Boston Harbor, MA<sup>430</sup>-- 17  
117. 1947 -- Feb 20, chemical explosion, O'Connor Electroplating Works, Los Angeles -- 17

---

<sup>421</sup> Cross-listed in Fire, Structural.

<sup>422</sup> Cross-listed in Fire, Structural. It is not clear whether the fire or the first explosion came first. Most fatalities were explosion-related – walls falling and building components failing.

<sup>423</sup> Cross-listed in Aviation

<sup>424</sup> Cross-listed in Fire-Structural.

<sup>425</sup> Cross-listed in Fire-Structural in that a fire was precipitating event – all deaths were due to the explosion.

<sup>426</sup> Cross-listed in Fire, Structural.

<sup>427</sup> Cross-listed in Maritime.

<sup>428</sup> Cross-listed in Fire, Structural.

<sup>429</sup> Cross-listed in Rail.

<sup>430</sup> Cross-listed in Maritime.

118. 1948 -- Sep 07, dust explosion, E.J. Brach & Sons Candy Factory, Chicago, IL -- 17  
 119. 1963 -- Jan 02, Home Meat Packing Co. natural gas explosion, Terre Haute, IN -- 17  
 120. 1965 -- Mar 04, Explosion/Fire, Natural Gas Pipeline, residential Natchitoches, LA -- 17  
 121. 1971 -- Jun 24, Gas Explosion, Tunnel, California Water Project, Sylmar, CA -- 17  
 122. 1984 -- July 24, Union Oil Co. refinery explosions and fire, Romeoville, IL<sup>431</sup> -- 17

**EXPLOSIONS** -- **Master Set** -- **Deadliest American** -- **By MORTALITY** -- (continued)  
**Commercial/Gas/Industrial/Military/ (Excludes Aviation, Maritime Boiler & Mining)**

123. 1883 -- Aug 23, George-Whiting Paper Mill fire and explosion, Menasha, WI -- 16  
 124. 1921 -- Sep 14, explosion/fire, Atlantic Refining Co., Point Breeze, Philadelphia, PA --14-16  
 125. 1944 -- Oct 21, vapor explosion/fire, USN LSMs 211/212, Berth 223, LA Harbor, CA-- 16  
 126. 1978 -- Feb 24, train derails Feb 22, LPG tank car leaks/explodes 24<sup>th</sup>, Waverly, TN-- 16
127. 1860 -- Sep 21, building falls during fire and explosion, New Orleans, LA<sup>432</sup> -- 15  
 128. 1890 -- Sep 06, dynamite explosion, Nor. Pacific Freight Yard, Spokane falls, WA -- 15  
 129. 1892 -- June 13, munitions explos., USS *Boston* crewmen, Mare Island Navy Yard, CA--15  
 130. 1895 -- May 21, nitroglycerine explosions, California Powder Works, Pinole, CA -- 15  
 131. 1898 -- Sep 20, grain dust explosion and fire, Union grain elevator, Toledo, OH --14-15  
 132. 1901 -- Dec 19, blast furnace gas explosion, Jones & Laughlin Co., Pittsburgh, PA --10-15  
 133. 1902 -- Nov 04, explosion of fireworks, Madison Square, NY, NY -- 15  
 134. 1902 -- Nov 29, boiler explosion, Swift & Co. Power Plant, Chicago, IL --13-15  
 135. 1912 -- Nov 25, corn starch dust explosion, Corn Products Co., Waukegan, IL<sup>433</sup> --14-15  
 136. 1921 -- June 12, lightning, gasoline storage tank explosion, Salt Lake City, UT<sup>434</sup> -- 15  
 137. 1924 -- Jan 28, dynamite explosion, Cumberland Hill, Manville, RI -- 15  
 138. 1943 -- May 04, explosion, Triumph Explosives Inc. Munitions Plant, Elkton, MD -- 15  
 139. 1947 -- Dec 25, gas thrown on stove/explos., Washoe tribe gambling house, Dresslerville, NV--14-15  
 140. 1948 -- Sep 07, Brach candy factory fire, starch dust explosions and fire, Chicago, IL-- 15  
 141. 1956 -- Aug 13, explosion, liquefied petroleum gas, Lariat Café, Monticello, UT -- 15  
 142. 1960 -- Oct 04, explosion, Tenn. Eastman Chemical, Aniline Plant, Kingsport, TN -- 15  
 143. 2005 -- Mar 23, BP America Refinery explosion, Texas City, TX -- 15  
 144. 2013 -- Apr 17, explosion, Adair Grain and West Fertilizer Co., West, TX -- 15
145. 1881 -- Jan 6, Big Puddle boiler explosion, Allentown Rolling Mill Co., PA --13-14  
 146. 1916 -- May 15, TNT explosion, DuPont Co., Repauno Works., Gibbstown, NJ --11-14  
 147. 1917 -- Feb 02, gas explosion/fire, tenement buildings, Chicago, IL<sup>435</sup> -- 14  
 148. 1917 -- Dec 05, TNT explosion, Aetna Chemical Plant, Heidelberg, ~Pittsburgh, PA-- 8-14  
 149. 1919 -- Sep 13, grain dust explosion, grain elevator, Kansas City, MO -- 14  
 150. 1928 -- Feb 10, explosion and fire, Beacon Oil Co. Refining Plant, Everett, MA<sup>436</sup> -- 14  
 151. 1932 -- Mar 09, explosion, NJ Public Service Co. Gas Plant, South Camden, NJ -- 14

<sup>431</sup> Cross-listed in Fire-Structural, though fires were started by the explosions.

<sup>432</sup> Cross-listed in Fires-Structural.

<sup>433</sup> Fourteen explosion/fire worker deaths. Young pregnant woman searching for body of relative she had been told had been killed (incorrectly) fainted at undertakers upon seeing mutilated bodies; died several days later in hospital.

<sup>434</sup> Cross listed in Lightning.

<sup>435</sup> Cross listed in Fires-Structural.

<sup>436</sup> Cross-listed in Fires-Structural. Most deaths were from the explosion and a few from the resulting fire.



152. 1946 -- Feb 02, explosion/fire, Jennings Hall Home for Aged, Garfield Heights, OH-- 14  
 153. 1951 -- Feb 08, LPG vapor explosion, Minnesota Mining & Mfg., St. Paul, MN -- 14  
 154. 1959 -- Aug 07, building fire, parked truck dynamite explosion, Roseburg, OR<sup>437</sup> -- 14  
 155. 1973 -- Feb 02, natural gas explosion, hardware store and cafe, Eagle Grove, IA -- 14

**EXPLOSIONS – Master Set -- Deadliest American -- By MORTALITY -- (continued):  
 Commercial/Gas/Industrial/Military/ (Excludes Aviation, Maritime Boiler & Mining)**

156. 1891 -- May 19, dynamite explosion, construction train, near Tarrytown, NY<sup>438</sup> -- 13  
 157. 1891 -- Sep 24, fireworks mortar explodes, Feast of St. Rocco Party, Newark, NJ -- ≥13  
 158. 1898 -- Apr 26, California Powder Works explosions, near Santa Cruz, CA --11-13  
 159. 1901 -- Aug 19, fire, dynamite explosion, M. & M. Roundhouse, ~Herkimer, NY -- 6-13  
 160. 1902 -- Feb 5, gas explosion/fire, Trostle Butcher Shop, Archer & 22<sup>nd</sup>, Chicago, IL--11-13  
 161. 1910 -- May 17, boiler explosion, American Sheet and Tin Plate Co., Canton OH -- 13  
 162. 1920 -- Oct 31, explosion and fire, Niagara falls Power Company, N. Tonawanda, NY-- 13  
 163. 1921 -- Jan 24, gasoline explosion, parked rail tank car, Memphis, TN -- 13  
 164. 1940 -- Dec 17, natural gas explosion, mercantile & apartment bldg., Cincinnati, OH-- 13  
 165. 1941 -- Dec 12, explosion, Melt Unit, Iowa Ordnance Plant, Burlington, IA -- 13  
 166. 1954 -- Dec 24, explos./fire, kerosene thrown in stove, tenant farmhouse ~Parkin, AR<sup>439</sup>-13  
 167. 1973 -- July 5, LP gas RR tank car fire & explosion, Doxel Gas Co., Kingman, AZ<sup>440</sup>-- 13  
 168. 1976 -- Aug 12, ethyl benzene explosion, Tenneco Oil Refinery tower, Chalmette, LA-- 13
169. 1860 -- Sep 24, boiler explosion, W. W. Wallace Marble Works, Pittsburgh, PA --10-12  
 170. 1890 -- Mar 27, starch dust explosion and fire, Chicago Sugar Refinery, Chicago, IL-- 12  
 171. 1896 -- Sep 01, powder explosion, Hercules Powder Works, Pinole, CA -- 12  
 172. 1897 -- July 06, wheat thrashing machine boiler explosion, Hartsville area, TN -- 9-12  
 173. 1911 -- Feb 08, boiler explosion, MO, KS & TX Rail Roundhouse, Smithville, TX -- 12  
 174. 1917 -- June 13, sugar dust explosion/fire, Amer. Sugar Refining Plant, Brooklyn, NY-- 12  
 175. 1919 -- Jan 07, explosion and fire, Film Exchange, Penn Ave., Pittsburgh, PA<sup>441</sup> --10-12  
 176. 1919 -- Aug 04, magazine explosion, U.S. Arsenal, Raritan, NJ -- 7-12  
 177. 1923 -- May 09, explosion and fire, J.K. Hughes Co, McKie Oil Well, Corsicana, TX-- 12  
 178. 1943 -- Aug 19, naphtha vapors explosion, Congoleum-Nairn Inc. bldg. 12, Kearny, NJ--12  
 179. 1944 -- Mar 13, anti-personnel surface mine explosion, Camp Robinson, Ark. -- 12  
 180. 1945 -- May 25, firebomb igniter explosion, Edgewood Arsenal, Aberdeen, MD -- 12  
 181. 1947 -- Apr 02, explosion and fire, Lawrence Brown Fireworks Plant, Clinton, MO<sup>442</sup>-- 12  
 182. 1947 -- June 22, tankship *Markay* petrol. products loading vapor explos., LA, CA<sup>443</sup>--10-12  
 183. 1953 -- Feb 12, fire, dynamite explosion, Hercules Powder Co., near Pinole, CA -- 12  
 184. 1957 -- Dec 5, natural gas explosion/fire, five downtown businesses, Villa Rica, GA<sup>444</sup>-- 12  
 185. 1959 -- June 2, collision/fire/explos., propane gas truck, near Deer Lake, east PA<sup>445</sup> --11-12

<sup>437</sup> Cross-listed in Hazardous Materials Transportation.

<sup>438</sup> Cross-listed in Rail.

<sup>439</sup> Cross-listed in Fire-Structural. The deaths were caused by burning fuel thrown onto the victims.

<sup>440</sup> Cross-listed in Hazardous Materials and in Rail.

<sup>441</sup> Cross-listed in Fire-Structural.

<sup>442</sup> Cross-listed in Fire-Structural.

<sup>443</sup> Cross-listed in Maritime.

<sup>444</sup> Cross-listed in Fire-Structural – there were fatalities from the explosion and from the resulting fire.

186. 1965 -- Aug 25, explosions (26)/fire, Du Pont Chemical Corp., near Louisville, KY<sup>446</sup>-- 12  
 187. 1985 -- Dec 16, gas explosion, Rocky Mt. Natural Gas Co., Glenwood Springs CO -- 12  
 188. 2000 -- Aug 19, El Paso Natural Gas Pipeline Rupture and Fire, Carlsbad, NM<sup>447</sup> -- 12

**EXPLOSIONS** – **Master Set** -- **Deadliest American** -- **By MORTALITY** -- (continued):  
**Commercial/Gas/Industrial/Military/ (Excludes Aviation, Maritime Boiler & Mining)**

189. 1862 -- Nov 7, ammunition explosion, train car, near Lafourche station, Algiers,<sup>448</sup> LA--~11  
 190. 1889 -- Feb 25, powder explosion, squib (mining fuse) factory, Plymouth, PA -- 11  
 191. 1901 -- Aug 18, blast furnace explosion, National Steel Co., Youngstown, OH -- 9-11  
 192. 1903 -- Apr 23, Northwestern Star Oil Plant explosion, Minneapolis, MN --10-11  
 193. 1904 -- Mar 31, explosion, Dickson Squib Factory, Priceburg, PA -- 11  
 194. 1906 -- June 09, dynamite explosion, dynamite plant, Bausman's Hollow, PA -- 11  
 195. 1910 -- July 10, artillery explosion, Fort Monroe, VA -- 11  
 196. 1916 -- July 02, powder explosion, Aetna Explosives Co., Emporium, PA -- 11  
 197. 1924 -- Aug 28, explosion, ammonia refrigeration tank, grocery, Des Moines, IA<sup>449</sup> -- 11  
 198. 1924 -- Aug 29, gasoline tank explosion, People's Natural Gas, Pittsburgh, PA -- 11  
 199. 1935 -- Oct 07, gas explosion, Glidden Soybean Processing Plant, Chicago, IL -- 11  
 200. 1942 -- June 03, gasoline explosion/fire, cleaning guns, Army Air Station, Stockton, CA-- 11  
 201. 1942 -- Nov 06, gunpowder explosion, Rochester Fire Works Co., East Rochester, NY-- 11  
 202. 1943 -- Mar 24, fragmentation bombs explode, Portage Ordnance Depot, Portage, OH-- 11  
 203. 1944 -- Dec 05, torpedo magazine explodes, Naval Ammo. Depot, McAlester, OK -- 11  
 204. 1947 -- July 29, butane gas explos./fire, Pauline's Beauty School, Harrisonburg, VA<sup>450</sup>-- 11  
 205. 1949 -- Mar 3, home coal stove explos./fire/kerosene added, Fox Lake, Lakewood, 12M ~Muskegon MI-11  
 206. 1953 -- Sep 23, explosions (4), Lucidol organic peroxides plant, Tonawanda, NY -- 11  
 207. 1954 -- July 16, explos./fire/explos., Kent Defense/Fireworks Mfg., Chestertown, MD-- 11  
 208. 1954 -- Oct 28, chemical explosion, Charles W. Berg Laboratories, Philadelphia, PA-- 11  
 209. 1966 -- Jan 28, Paramount Hotel gas explosion and fire, Boston, MA<sup>451</sup> -- 11  
 210. 1967 -- Feb 15, explosion, Lone Star Army Ammunition Plant, near Texarkana, TX -- 11  
 211. 1967 -- Feb 17, starch dust explosion, fire, Int. Latex Corp., Hawthorne, NJ -- 11  
 212. 1980 -- July 24, chem. explos./fire, Vogue Metal Crafts/Metal Mfg., Queens NY<sup>452</sup> -- 11  
 213. 1983 -- May 27, explosion, illegal **fireworks** factory, Webb's Bait Farm ~Benton, TN-- 11  
 214. 1989 -- Oct 3, F/V *Northumberland* ruptures NG pipeline/explosion/fire ~Sabine Pass, TX<sup>453</sup>-- 11  
 215. 2010 -- Apr 20, drill rig *Deepwater Horizon* Explosion, Gulf of Mex., ~50m, LA<sup>454</sup>-- 11  
 216. 1865 -- Jun 09, ordnance building explosion/fire, train sparks, Chattanooga, TN<sup>455</sup> -- ~10

<sup>445</sup> Cross-listed in Road/Highway.

<sup>446</sup> First explosion caused eleven deaths. Twelfth death was from burns several days later.

<sup>447</sup> Cross-listed in Fire-Structural, and in Structural Failures.

<sup>448</sup> Algiers is today a section of New Orleans, annexed to the city as the 15<sup>th</sup> Ward in 1870. Cross-listed in Rail.

<sup>449</sup> Ten of the eleven died after the explosion from exposure to the ammonia fumes.

<sup>450</sup> Cross-listed in Fire, Structural, though most if not all deaths were caused by explosion and building destruction.

<sup>451</sup> Cross-listed in Fire, Structural

<sup>452</sup> Cross-listed in Fire, Structural

<sup>453</sup> Cross-listed in Explosions in that the pipeline the fishing vessel *Northumberland* hit was not where it should have been, under the sea-floor, and the natural gas explosion and resulting fire on the boat led to the loss of life.

<sup>454</sup> Cross-listed in Maritime

**EXPLOSIONS – Master Set -- By MORTALITY -- (continued):****Commercial/Gas/Industrial/Military/ (Excludes Aviation, Maritime Boiler & Mining):**

217.	1866 -- Sep 12, boiler explosion, S&G Rork Sawing Mill, Albany, NY	--	10
218.	1873 -- Jun 29, powder explosion, McLaughlin & Root Building, Virginia City, NV	--	10
219.	1886 -- July 02, powder explosion, Atlantic Powder Works, near Drakesville, NJ	--	10
220.	1887 -- Nov 1, explosion/fire, Newman's Grocery Store/tenement, St. Louis, MO	--	8-10
221.	1892 -- Mar 21, E. Jordan Lumber Co. mill No. 2 boiler explosion, East Jordan, MI	--	7-10
222.	1894 -- Apr 07, fireworks factory explosion, Petersburg, VA	--	10
223.	1898 -- Feb 26, fire and explosions, walls fall, Hall Brothers Chem., Kalamazoo, MI <sup>456</sup>	--	10
224.	1900 -- July 04, fireworks explosion (children), Eighth Street, Philadelphia, PA	--	7-10
225.	1900 -- Oct 29, fire and explosions, Tarrant & Co. drug warehouse, NYC, NY <sup>457</sup>	--	≥7->10
226.	1901 -- Mar 11, boiler explosion, Doremus Laundry, 458 W. Madison, Chicago, IL	--	~10
227.	1903 -- Apr 30, explosions, Crescent Powder Co., Ganister, near Hollidaysburg, PA	--	10
228.	1908 -- Aug 10, boiler explosion, Susquehanna Iron & Steel Co., York, PA	--	10
229.	1910 -- Dec 19, train crash/gas explosion, Grand Central Station yard, NY <sup>458</sup>	--	10
230.	1911 -- Feb 06, explosion, Pluto Powder Co., near Winthrop & Ishpeming, MI	--	10
231.	1914 -- May 15, chemical explosion, Mexican Crude Rubber Co., Detroit, MI	--	10
232.	1916 -- Feb 16, gas explosion, Opera House collapse on Hitt Restaurant, Mexia, TX	--	9-10
233.	1916 -- May 15, dynamite blast, adjacent site, Crystal Rest. collapses, Akron, OH	--	9-10
234.	1919 -- Nov 17, oil tank explosion, Standard Oil Co., Hays, KS	--	10
235.	1930 -- Apr 03, explosions, Pennsylvania Fireworks Display Company, Devon, PA	--	10
236.	1932 -- Apr 14, natural gas explosion, State Office Building, Columbus, OH	--	10
237.	1933 -- June 02, oil explosion, Richfield Meandor Oil Refinery, Long Beach, CA	--	10
238.	1937 -- Feb 05, flooding, natural gas leak/explosion/fire, Floyd St., Louisville, KY <sup>459</sup>	--	10
239.	1940 -- July 30, explosions/conflagration, R. M. Hollingshead plant, Camden, NJ	--	10
240.	1944 -- June 11, torpedo warheads explode, Naval Ammunition Depot, Oahu, HI	--	10
241.	1944 -- Nov 21, car/truck collide, butane gas tank truck explosion, Denison, TX <sup>460</sup>	--	10
242.	1946 -- June 21, explosion (postulated as natural gas), Baker Hotel, Dallas, TX	--	10
243.	1946 -- Oct 3, explosions/fire, alkylolation unit fractionating tower, Sun Oil Co., Marcus Hook, PA	--	10
244.	1948 -- May 17, Koppers Co., coal tar distillation plant tank explosion/fire, Kearny, NJ	--	10
245.	1953 -- Jan 27, gas line leak explosion/fire, Jones Electric Co., other stores, Aiken, SC <sup>461</sup>	--	10
246.	1954 -- Oct 28, fumes/chemical tank explodes, Charles W. Berg Labs, Philadelphia, PA	--	10
247.	1956 -- Dec 3, Luckenbach Steamship Co. pier fire, detonators explode, Brooklyn, NY <sup>462</sup>	--	10
248.	1957 -- Jan 29, vapor explosion, tanker <i>Jeanny</i> , Todd's Shipyard, Alameda, CA <sup>463</sup>	--	10
249.	1958 -- May 22, US Army Nike-Ajax missile explosion, Battery B near Middleton, NJ	--	10
250.	1960 -- July 18, explosion (gas) and fire, J.C. Penney Co. Dept. Store, Merrill, WI	--	10
251.	1962 -- May 10, chemical reactor (acrylic polyamide) explosion, Toledo, OH	--	10

<sup>455</sup> Cross-listed in Fire, Structural

<sup>456</sup> Cross-listed in Fire, Structural -- all deaths were result of building failure following explosions, preceded by fire.

<sup>457</sup> Cross-listed in Fire in that a fire of undetermined source led to a series of explosions (which caused the fatalities).

<sup>458</sup> Cross-listed in Rail.

<sup>459</sup> Cross-listed in Fire-Structural. Do not have a breakout of deaths due to explosion as opposed to follow-on fire.

<sup>460</sup> Cross-listed in Hazardous Materials and in Road/Highway Vehicle Events.

<sup>461</sup> Most, if not all, the deaths were thought to have been the direct result of the explosion and not the resulting fire.

<sup>462</sup> Cross-listed in Fire-Structural in that fire was the precipitating event. All deaths were due to the explosion.

<sup>463</sup> Cross-listed in Maritime.

252. 1962 -- July 25, brakes fail, propane LPG tanker truck crash/explos./fire, Berlin, NY<sup>464</sup>--10

**Some select other explosions resulting in fewer than ten deaths:**

1903 -- Mar 31, blast furnace explosion, Edgar Thomson Plant, Braddock, PA	--	9
1916 -- June 13, dust explosion, grain elevator, Central Elevator Co., Baltimore, MD	--	9
1919 -- Jan 26, nitroglycerin explodes, wagon going through town of Big Heart, OK <sup>465</sup>	--	8-9
1937 -- Apr 10, Charles A Krause Milling Co. dust explosion & fire, Greenfield, WI	--	9
1937 -- Apr 18, pyrotol stored in Waszuk family basement explodes, Muskego, WI	--	9
1944 -- Sep 15, Naval Ammunition Depot explosion, 9M SE of Hastings, NE	--	9
1945 -- May 26, explosion, Pour Building, Cornhusker Ordnance Plant, Grand Island, NE	--	9
1946 -- July 18, butane gas explosion, Christy's Spa & 3 frame buildings, Onset, MA	--	9
1948 -- Dec 09, Kansas Power and Light Co., steam generating station <b>explosions</b> , Tecumseh KS	--	9
1954 -- Mar 19, kerosene explodes, home woodstove, Spider Ridge, ~Parkersburg, WV <sup>466</sup>	--	9
1968 -- Jan 10, natural gas explosion demolishes two adjoining homes, Reading, PA	--	9
1970 -- Nov 11, liquid explosives explosion, Pan American Bird Creek test oil well ~Tulsa, OK	--	9
1988 -- Dec 23, propane tanker hits wall explodes; parts hit house, cars, Memphis TN <sup>467</sup>	--	9
1901 -- Aug 05, gasoline tank explosion, grocery store cellar, Locust Street, Philadelphia PA	--	8
1921 -- Mar 18, explosion of <b>fireworks</b> , West & Co Warehouse, Chicago, IL	--	8
1940 -- Nov 28, natural gas explosion and fire, R. Gilbert Warehouse, Toppenish, WA	--	8
1944 -- Apr 06, Naval Ammunition Depot explosion, near Hastings, NE	--	8
1945 -- Apr 11, chemicals explode/fire, Super Products Co. plant., Des Moines, IA	--	8
1972 -- Dec 9, natural gas leak explosion, two buildings collapse, downtown Clinton, MO	--	8
2010 -- Sep 09, Pacific Gas & Electric pipeline explosion and fire, San Bruno, CA	--	8
1927 -- Jan 26, gas explosion, Mormon recreation hall, basketball game, Turner, ID	--	7
1933 -- Mar 25, gasoline stove explosion under whisky still, home fire, ~Fargo, OK <sup>468</sup>	--	7
1934 -- June 04, dynamite explodes, Petty Geophysics Engineering crew, near Norman, OK	--	7
1942 -- Mar 07, car and ammo truck collide, fire, delayed explosion, near Selma, NC <sup>469</sup>	--	7
1943 -- Nov 16, explosion, torpedo warheads/mines, Naval Mine Depot bldg. P-2, Yorktown, VA	--	7
1946 -- Feb 19, natural gas explosion and fire, apartment building, New Orleans, LA	--	7
1954 -- Apr 10, kerosene splashed on home stove live coals explodes, fire, Columbia AL	--	7
1958 -- Jan 16, gas explosion, Merchants Ice and Cold Storage Co., Richmond, VA	--	7
1963 -- Mar 29, natural gas leak explosion, Supreme Cleaners, Tucson, AZ	--	7
1970 -- June 8, TNT explosion, demolition training, Green Berets killed, Fort Bragg, NC	--	7
1982 -- Jan 19, water heater explosion, Star Elementary School cafeteria, Spencer, OK	--	7
1998 -- Dec 11, explosion, Independence Professional <b>Fireworks</b> Co., Osseo, MI	--	7
2003 -- Feb 20, resin dust explosions and fire, CTA Acoustics, Corbin, Laurel County, KY	--	7
2010 -- Apr 02, explosion (heat exchanger), Tesoro Refinery, Anacortes, WA	--	7

<sup>464</sup> Cross-listed in Road/Highway Vehicle Events.

<sup>465</sup> Cross-listed in Hazardous Materials and in Road/Highway.

<sup>466</sup> Cross-listed in Fire-Structural. Burning kerosene was thrown on some if not all victims; home burned to ground.

<sup>467</sup> Cross-listed in Hazardous Materials and in Road/Highway/Vehicular Events.

<sup>468</sup> When the stove exploded burning gasoline was thrown onto the sleeping victims in a one-room farm house.

<sup>469</sup> The intersection of State Highways 70 and 301, where collision occurred is just between Selma and Smithfield.  
Cross-listed in Highway events.

2013 -- Mar 18, mortar explosion, Marines, Hawthorne US Army munitions depot, NV -- 7

**Explosions – By Mortality – continued:**

1897 -- Mar 04, natural gas explosion, Tremont and Boylston Streets, Boston, MA -- 6  
1926 -- Apr 21, fire, sawdust explosion/fire, Marsh Wood Products Company, Milwaukee, WI--6  
1938 -- Apr 04, grain dust explosion, nine-story grain elevator, New Orleans, LA -- 6  
1945 -- Aug 29, aluminum dust explosion, Metals Disintegrating Co., Shrewsbury, MO -- 6  
1949 -- Apr 10, explosion, propane gas furnace leak, St. Mary's Church, Marion, SD -- 6  
1954 -- Apr 03, explosion and fire, kerosene poured in home stove, Glouster, OH<sup>470</sup> -- 6  
1959 -- Aug 18, service station fire and gasoline storage tank explosion, Kansas City, KS -- 6  
1999 -- Feb 01, boiler explosion, Ford Motor's River Rouge complex, Dearborn, MI -- 6  
2003 -- Jan 29, dust explosion, West Pharmaceutical Services Plant, Kinston, NC -- 6

1891 -- June 03, boiler explosion, Dusard Brothers' Saw Mill, near Fayetteville, IN -- 5  
1892 -- May 21, explosion and fire, Aetna Pyrotechnic (fireworks) Co., Hartford, CT -- 5  
1960 -- Nov 8, Synvar Corp. resin products plant dust explosion/fire, Wilmington, DE -- 5  
1976 -- Mar 02, suicidal dynamite explosion, Mason County Jail, Point Pleasant, WV -- 5  
1999 -- Mar 29, explosion, Independence Professional Fireworks Co., Osseo, MI -- 5  
2001 -- Oct 3, explosions and fire, Pyro Design and Development near Rochester, IN -- 5  
2002 -- May 16, fire and rubber dust explosion, Rouse Polymerics, Vicksburg, MS -- 5

---

<sup>470</sup> Cross-listed in Fire-structural.

**EXPLOSIONS -- Master Set -- Deadliest American -- CHRONOLOGICAL  
Commercial/Industrial/Gas (Excludes Aviation, Maritime Boiler & Mining)**

1. 1818 -- Mar 19, Du Pont gun powder mill explosion, Brandywine, DE -- 40
2. 1829 -- Jun 4, Magazine Explos., Steam Frigate Fulton, Navy Yard, Brooklyn, NY<sup>471</sup> --24-40
3. 1841 -- Aug 20, Fire, Gunpowder Explosion, carpenter's shop, Syracuse, NY<sup>472</sup> -- 26
4. 1845 -- July 19, Fire and Explos., New, Broad, Beaver, Broadway Sts., NYC, NY<sup>473</sup> -- 30
5. 1847 -- Apr 14, Explosion, Du Pont Powder Works, Brandywine Ri., Wilmington, DE-- 18
6. 1850 -- Feb 04, Boiler Explosion, Taylor & Co., Hague St., Manhattan, NY<sup>474</sup> --60-75
7. 1854 -- Mar 02 , Boiler Explosion/Fire, Fales & Gray RR Car Works, Hartford, CT -- 21
8. 1860 -- Sep 21, Building falls during fire and explosion, New Orleans, LA<sup>475</sup> -- 15
9. 1860 -- Sep 24, Boiler Explosion, W. W. Wallace Marble Works, Pittsburgh, PA --10-12
10. 1862 -- Mar 29, Samuel Jackson Cartridge Factory Explos., Tenth & Reed, Philly, PA--15-17
11. 1862 -- Sep 17, Allegheny Arsenal Explosion & Fire, Lawrenceville/Pittsburgh, PA --74-79
12. 1862 -- Nov 05, Explosion, Munitions "Laboratory" Arsenal, Jackson, MS -- ~40-48
13. 1862 -- Nov 7, Ammunition explosion, train car, near Lafourche station, Algiers,<sup>476</sup> LA-- ~11
14. 1863 -- March 13, Explosion, Confederate Ordnance Lab., Brown's Isl., Richmond VA --40-50
15. 1864 -- May 26, Torpedo Mine Explos., Bachelor's Creek Station ~New Bern, NC --40-93
16. 1864 -- June 17, Explosion/fire, Washington Arsenal, Greenleaf Pt.,<sup>477</sup> District of Col.-- 21
17. 1864 -- July 30, Federal Powder Explosion underneath Rebel Redoubt, Petersburg, VA-- 278
18. 1865 -- Feb 18, Gunpowder explosion/fire, Northeastern RR Depot, Charleston SC<sup>478</sup>--150-200
19. 1865 -- May 25, Mobile Magazine Explosion, Mobile, AL -- 300
20. 1865 -- Jun 9, Ordnance Building Explosion/Fire, Train sparks, Chattanooga, TN<sup>479</sup> -- ~10
21. 1866 -- April 16, Nitroglycerin explosion Wells Fargo building, San Francisco, CA --15-20
22. 1866 -- Sep 12, Boiler Explosion, S&G Rork Sawing Mill, Albany, NY -- 10
23. 1867 -- June 6, Geasy & Ward's Cabinet Makers Boiler Explosion & Fire, Philly, PA --22-27
24. 1867 -- Nov 08, Boiler Explosion, Reese & Co. Rolling-Mill, Pitt Township, PA --17-20
25. 1869 -- Oct 01, Boiler Explosion, Power Hall, State Fair, Indianapolis, IN --21~27
26. 1873 -- Jun 29, Powder Explos., McLaughlin & Root Building, Virginia City NV -- 10
27. 1878 -- May 02, Flour Dust Explosion/Fire, Washburne Flour Mills, Minneapolis MN-- 18
28. 1879 -- Feb 22, Explosion, Thrashing Engine, Pump Exhibition, Stockton, CA -- 20
29. 1880 -- Apr 16, Explosion, Giant Powder Works, Berkeley, CA --22-27

---

<sup>471</sup> Cross-listed in Maritime.

<sup>472</sup> Cross-listed in Fire-Structural in that the fire came first, and when the powder blew, killed mostly firefighters.

<sup>473</sup> Cross-listed in Fire.

<sup>474</sup> Cross-listed under Fire, Structural.

<sup>475</sup> Cross-listed in Fires, Structural.

<sup>476</sup> Algiers is today a section of New Orleans, annexed to the city as the 15<sup>th</sup> Ward in 1870. Cross-listed in Rail.

<sup>477</sup> Now part of Fort McNair between the Washington Channel to the west and the Anacostia River to the southeast.

<sup>478</sup> Our impression from accounts is that the majority of deaths, if not the great majority, were from the explosion.

<sup>479</sup> Cross-listed in Fire, Structural

30. 1881 -- Jan 06, Big Puddle boiler explosion, Allentown Rolling Mill Co., PA --13-14
31. 1882 -- Feb 17, Jackson **Fireworks** Plant explosion, Chester, PA --15-21
32. 1883 -- Jan 21, Giant Powder-Works explosions, Point Clement, ~Oakland, CA --30-40
33. 1883 -- Aug 23, George-Whiting Paper Mill fire & explosion, Menasha, WI -- 16
34. 1883 -- Sep 28, California Powder Works explosion, Pinole, CA -- 41
35. 1886 -- July 02, Atlantic Powder Works powder explosion, near Drakesville, NJ -- 10
36. 1887 -- Apr 23, Passaic Rolling Mills boiler explosion, Paterson, NJ -- 20
37. 1887 -- Nov 01, explosion/fire, Newman's Grocery Store/tenement, St. Louis, MO -- 8-10
38. 1888 -- Aug 22, George Whiting Paper Mill fire & bleach explosion, Neenah, WI<sup>480</sup> -- 18
39. 1889 -- Feb 17, Park Central Hotel boiler explosion & collapse, Hartford, CT --21-23
40. 1889 -- Feb 25, powder explosion, squib (mining fuse) factory, Plymouth, PA -- 11

**EXPLOSIONS** -- **Master Set** -- **Deadliest American** -- **CHRONOLOGICAL** -- **Cont.**

41. 1890 -- Mar 27, starch dust explosion and fire, Chicago Sugar Refinery, Chicago, IL -- 12
42. 1890 -- Sep 06, dynamite explosion, No. Pacific Freight Yard, Spokane falls, WA -- 15
43. 1891 -- May 19, dynamite explosion, construction train, near Tarrytown, NY<sup>481</sup> -- 13
- 1891 -- June 03, Dusard Brothers' Saw Mill boiler explosion, near Fayetteville, IN -- 5
44. 1891 -- Sep 24, fireworks mortar explodes, Feast of St. Rocco celebration, Newark, NJ-- ≥13
45. 1892 -- Mar 21, East Jordan Lumber Co. mill No. 2 boiler explosion, East Jordan, MI -- 7-10
- 1892 -- May 21, explosion and fire, Aetna Pyrotechnic (fireworks) Co., Hartford, CT -- 5
46. 1892 -- June 13, munitions explos., USS *Boston* crewmen, Mare Island Navy Yard, CA-- 15
47. 1894 -- Apr 07, fireworks factory explosion, Petersburg, VA -- 10
48. 1895 -- Jan 15, fire & dynamite/powder explosions, two warehouses, Butte, MT --57-60
49. 1895 -- May 21, California Powder Works nitroglycerine explosions, Pinole, CA -- 15
50. 1895 -- Aug 19, boiler explosion and fire, Gumry Hotel, Denver, CO -- 25
51. 1895 -- Nov 06, *Evening Journal* building boiler Explosion and fire, Detroit, MI --37-40
52. 1896 -- Sep 01, Hercules Powder Works powder explosion, Pinole, CA -- 12
- 1897 -- Mar 04, natural gas explosion, Tremont and Boylston Streets, Boston, MA -- 6
53. 1897 -- July 06, wheat thrashing machine boiler explosion, Hartsville area, TN -- 9-12
54. 1898 -- Feb 09, fire & explosions, Chautauqua Lake Ice Co. Bldg., Pittsburgh, PA<sup>482</sup> --14-20
55. 1898 -- Feb 15, *USS Maine* explosion, Havana Harbor, Cuba --260-268
56. 1898 -- Feb 26, fire/explosions, walls fall, Hall Brothers Chem., Kalamazoo, MI<sup>483</sup> -- 10
57. 1898 -- Apr 26, California Powder Works explosions, near Santa Cruz, CA --11-13
58. 1898 -- Sep 20, grain dust explosion and fire, Union grain elevator, Toledo, OH --14-15
  
59. 1900 -- July 04, fireworks explosion (children), Eighth Street, Philadelphia, PA -- 7-10
60. 1900 -- Oct 29, fire and explosions, Tarrant & Co. Drug Warehouse, NYC, NY<sup>484</sup> -->7->10
  
61. 1901 -- Mar 11, boiler explosion, Doremus Laundry, 458 W. Madison, Chicago, IL -- ~10

<sup>480</sup> Cross-listed in Fire, Structural.

<sup>481</sup> Cross-listed in Rail.

<sup>482</sup> Cross-listed in Fire, Structural. It is not clear whether the fire or the first explosion came first. Most of the fatalities were explosion-related – walls falling and building components failing.

<sup>483</sup> Cross-listed in Fire, Structural -- all deaths were result of building failure following explosions, preceded by fire.

<sup>484</sup> Cross-listed in Fire in that a fire of undetermined source led to a series of explosions (which caused the fatalities).

62. 1901 -- June 21, fireworks explosion/fire, Confectionery, Main Street, Paterson, NJ -- 17  
 1901 -- Aug 05, gasoline tank explosion, grocery store cellar, Locust St. Philadelphia PA-- 8  
 63. 1901 -- Aug 18, blast furnace explosion, National Steel Co., Youngstown, OH -- 9-11  
 64. 1901 -- Aug 19, fire, dynamite explosion, M. & M. Roundhouse, ~Herkimer, NY -- 6-13  
 65. 1901 -- Nov 26, boiler explosion and fire, Penberthy Injector Co., Detroit, MI --29-30  
 66. 1901 -- Dec 19, blast furnace gas explosion, Jones & Laughlin Co., Pittsburgh, PA --10-15

**EXPLOSIONS -- Master Set -- Deadliest American -- CHRONOLOGICAL -- continued:**

67. 1902 -- Feb 05, Gas explosion/fire, Trostle Butcher Shop, Archer & 22<sup>nd</sup>, Chicago, IL --11-13  
 68. 1902 -- May 12, explosion, Freight Train Oil and Naphtha Cars, Sheraden, PA<sup>485</sup> --20-29  
 69. 1902 -- Aug 20, explosion, wood digester, Delaware Pulp Mills, Wilmington, DE -- 17  
 70. 1902 -- Nov 04, explosion of fireworks, Madison Square, NY, NY -- 15  
 71. 1902 -- Nov 29, boiler explosion, Swift & Co. Power Plant, Chicago, IL --13-15  
  
 72. 1903 -- Mar 09, Train Wreck/Fire, delayed Oil/Gasoline Tanker Explos., Olean, NY<sup>486</sup>-- 17  
 1903 -- Mar 31, Blast Furnace Explos., Edgar Thomson Plant, Braddock, PA -- 9  
 73. 1903 -- Apr 23, Northwestern Star Oil Plant Explosion, Minneapolis, MN --10-11  
 74. 1903 -- Apr 30, Explosions, Crescent Powder Co., Ganister, near Hollidaysburg, PA -- 10  
 75. 1903 -- Jul 29, Powder/Dynamite Explos./Fire, U.S. Cartridge, Tewksbury, MA --20-22  
  
 76. 1904 -- Feb 19, Trains Collide, Dynamite Explodes, Jackson Station, NV<sup>487</sup> -- 24  
 77. 1904 -- Mar 02, Boiler Explodes, Hotel Darlington (under construct.), Manhattan, NY-- 21  
 78. 1904 -- Mar 31, Explosion, Dickson Squib Factory, Priceburg, PA -- 11  
 79. 1904 -- Apr 13, Magazine Explosion, Battleship *Missouri*, off Pensacola, FL<sup>488</sup> --32-34  
 80. 1904 -- Sep 10, Powder Mill Explosion, Fairchance, PA -- 19  
  
 81. 1905 -- Mar 20, Boiler Explos./Fire, Grover & Co. Shoe Factory, Brockton, MA<sup>489</sup> -- 58  
 82. 1905 -- May 11, Trains Collide, Blasting Powder Explosion, Fire, S. Harrisburg PA<sup>490</sup>-- 23  
 83. 1905 -- Sep 10, Rand Powder Mill Explosions (powder, dyn.)/Fire, Fairchance PA --19-25  
  
 84. 1906 -- Jun 09, Dynamite Explosion, Dynamite Plant, Bausman's Hollow, PA -- 11  
 85. 1906 -- Sep 21, Explosion, Carload of Dynamite, ~Southern Rail Depot, Jellico TN -- 7-20  
  
 86. 1907 -- Jan 09, Explosion, Eliza Furnaces, Jones & Laughlin Steel, Pittsburgh, PA --12-34  
 87. 1907 -- Jan 19, Train Car Explosion (Powder), Big Four Railroad, Sandford, IN<sup>491</sup> --29-34  
 88. 1907 -- Oct 15, Powder Explosion, DuPont Powder Mill, Fontanet, IN -- 27  
  
 89. 1908 -- Feb 20, Nitroglycerin Explosion, Hercules Powder Works, Pinole, CA --28-30  
 90. 1908 -- Aug 10, boiler explosion, Susquehanna Iron & Steel Co., York, PA -- 10

---

<sup>485</sup> Cross-listed in Rail.

<sup>486</sup> Cross-listed in Rail.

<sup>487</sup> Cross-listed in Rail and in Hazardous Materials.

<sup>488</sup> Cross-listed in Maritime.

<sup>489</sup> Cross-listed under Fire.

<sup>490</sup> Cross-listed in Rail and in Hazardous Materials.

<sup>491</sup> Cross-listed in Rail.



91. 1908 -- Oct 07, grain elevator dust explosion and fire, Richford, VT -- 17

**EXPLOSIONS -- Master Set -- Deadliest American -- CHRONOLOGICAL -- Cont.**

92. 1909 -- Jan 20, magazine explosion, water tunnel crib fire, Lake Mich., ~Chicago, IL -- 53

93. 1910 -- May 17, boiler explosion, American Sheet and Tin Plate Co., Canton, OH -- 13

94. 1910 -- July 10, artillery explosion, Fort Monroe, VA -- 11

95. 1910 -- Dec 19, train crash and gas explosion, Grand Central Station yard, NY<sup>492</sup> -- 10

96. 1910 -- Dec 29, boiler explosion, Morewood Lake Ice Co., south of Pittsfield, MA -- 17

97. 1911 -- Feb 01, dynamite explosion, Central Rail of NJ Terminal, Communipaw, NJ --24-35

98. 1911 -- Feb 06, explosion, Pluto Powder Co., near Winthrop & Ishpeming, MI -- 10

99. 1911 -- Feb 08, boiler explosion, MO, KS & TX Rail Roundhouse, Smithville, TX -- 12

100. 1911 -- Mar 09, gunpowder explosion, Laffin Rand Powder Co., Pleasant Prairie, WI-- 40

101. 1912 -- Mar 18, boiler explosion, train engine, So. Pacific Yard, San Antonio TX<sup>493</sup> -- 36

102. 1912 -- Nov 25, corn starch dust explosion, Corn Products Co., Waukegan, IL<sup>494</sup> --14-15

103. 1913 -- Mar 07, harbor/ship (*Alum Chine*) dynamite explosion, Baltimore, MD<sup>495</sup> -- 55

104. 1913 -- June 24, dust explosion, Husted Milling Feed Plant, Buffalo, NY -- 33

105. 1914 -- May 15, chemical explosion, Mexican Crude Rubber Company, Detroit, MI-- 10

106. 1915 -- Sep 27, rail tank car gasoline explosion, Ardmore, OK<sup>496</sup> --40-44

107. 1915 -- Nov 30, explosion, Upper Hagley Yard, du Pont Powder Co., ~Wilmington, DE--31

108. 1916 -- Feb 16, gas explosion/Opera House collapses on Hitt Restaurant, Mexia, TX-- 9-10

109. 1916 -- May 15, dynamite blast, adjacent site, Crystal Rest. collapses, Akron, OH -- 9-10

110. 1916 -- May 15, TNT explosion, DuPont Co., Repauno Works., Gibbstown, NJ --11-14

1916 -- June 13, dust explosion, grain elevator, Central Elevator Co., Baltimore, MD-- 9

111. 1916 -- July 02, powder explosion, Aetna Explosives Company, Emporium, PA -- 11

112. 1917 -- Feb 02, gas explosion and fire, tenement buildings, Chicago, IL<sup>497</sup> -- 14

113. 1917 -- Apr 10, artillery shell munitions plant explosion (mostly girls), Eddystone, PA--133

114. 1917 -- June 13, sugar dust explosion/fire, Amer. Sugar Refining Plant, Brooklyn, NY-- 12

115. 1917 -- Dec 05, TNT explosion, Aetna Chemical Plant, Heidelberg, ~Pittsburgh, PA-- 8-14

116. 1918 -- May 18, Aetna Chemical Co. munitions plant explosion, Oakdale, PA -- 193

117. 1918 -- July 02, Semet-Solvay Co. TNT plant fire & explosion, Fire, Split Rock, NY-- 50

118. 1918 -- Oct 04, shell loading plant explosion, Gillespie Company, Sayreville, NJ -- 100

---

<sup>492</sup> Cross-listed in Rail.

<sup>493</sup> Cross-listed in Rail.

<sup>494</sup> Fourteen explosion/fire worker deaths. Young pregnant woman searching for body of relative she had been told had been killed (incorrectly) fainted at undertakers upon seeing mutilated bodies; died several days later in hospital.

<sup>495</sup> Cross-listed under Maritime.

<sup>496</sup> Cross-listed in Hazardous Materials and in Rail.

<sup>497</sup> Cross listed in Fires, Structural.

**EXPLOSIONS -- Master Set -- Deadliest American -- CHRONOLOGICAL -- continued:**

119. 1919 -- Jan 07, Film Exchange explosion and fire, Penn Ave., Pittsburgh, PA<sup>498</sup> --10-12  
1919 -- Jan 26, nitroglycerin explodes, wagon going through town of Big Heart, OK<sup>499</sup>--8-9
120. 1919 -- May 22, dust explosion & fire, Douglas Starch Works, Cedar Rapids, IA --43-44
121. 1919 -- Aug 04, magazine explosion, U.S. Arsenal, Raritan, NJ -- 7-12
122. 1919 -- Sep 13, grain dust explosion, grain elevator, Kansas City, MO -- 14
123. 1919 -- Nov 17, oil explosion, oil tank, Standard Oil Company, Hays, KS -- 10
124. 1919 -- Nov 22, stove explosion/fire/crushing, dance hall/store, Ville Platte, LA<sup>500</sup> --25-28
125. 1920 -- Oct 31, explosion and fire, Niagara falls Power Co., N. Tonawanda, NY -- 13
126. 1921 -- Jan 24, gasoline explosion, parked rail tank car, Memphis, TN -- 13  
1921 -- Mar 18, explosion of fireworks, West & Company Warehouse, Chicago, IL -- 8
127. 1921 -- June 12, lightning, gasoline storage tank explosion, Salt Lake City, UT<sup>501</sup> -- 15
128. 1921 -- Sep 14, explosion/fire, Atlantic Refining Co., Point Breeze, Philadelphia PA<sup>502</sup> 14-16
129. 1923 -- May 09, explosion & fire, J.K. Hughes Co., McKie Oil Well, Corsicana, TX-- 12
130. 1924 -- Jan 03, starch dust explosion, Corn Products Refining Company, Pekin, IL -- 42
131. 1924 -- Jan 28, dynamite explosion, Cumberland Hill, Manville, RI -- 15
132. 1924 -- Mar 01, Nixon Nitration Works explosion and fire, Nixon, NJ -- 20
133. 1924 -- Aug 28, explosion, ammonia refrigeration tank, grocery, Des Moines, IA<sup>503</sup> -- 11
134. 1924 -- Aug 29, gasoline tank explosion, People's Natural Gas, Pittsburgh, PA -- 11  
1926 -- Apr 21, fire, sawdust explosion/fire, Marsh Wood Products Co., Milwaukee, WI-- 6
135. 1926 -- July 10, lightning/fire/explosion, USN Lake Denmark Arsenal, Dover, NJ<sup>504</sup>--21-22
136. 1926 -- Nov 19, oil tanker *Mantilla* explos., Bethlehem Steel drydock, Sparrows Point, MD<sup>505</sup>--18  
1927 -- Jan 26, gas explosion, Mormon recreation hall, basketball game, Turner, ID -- 7
137. 1927 -- Apr 23, chemical explosions, fire, Briggs Manufacturing Co., Detroit, MI -- 23
138. 1927 -- Nov 14, natural gas tank explosion, Equitable Gas Co., Pittsburgh, PA -- 28
139. 1928 -- Feb 10, explosion and fire, Beacon Oil Co. Refining Plant, Everett, MA<sup>506</sup> -- 14
140. 1928 -- Apr 13, explosion/bldg. collapse/fire, Bond Dance Hall, West Plains, MO --37-40
141. 1928 -- Nov 08, explosion, fire, Preble Box Toe Co. Plant and house, Lynn, MA --20-21
142. 1930 -- Apr 03, explosions, Pennsylvania Fireworks Display Company, Devon, PA -- 10
143. 1930 -- May 08, Armour Meat Processing Plant gas explosion, St. Joseph, MO -- 19
144. 1932 -- Mar 09, explosion, NJ Public Service Co. Gas Plant, South Camden, NJ -- 14
145. 1932 -- Apr 14, natural gas explosion, State Office Building, Columbus, OH -- 10  
1933 -- Mar 25, gasoline stove explosion under whisky still, home fire, ~Fargo, OK<sup>507</sup>-- 7

---

<sup>498</sup> Cross-listed in Fire.

<sup>499</sup> Cross-listed in Hazardous Materials and in Road/Highway.

<sup>500</sup> Cross-listed in Fires/Structural and in Violence/Tramplng.

<sup>501</sup> Cross listed in Lightning.

<sup>502</sup> Cross-listed in Fire-Structural.

<sup>503</sup> Ten of the eleven died after the explosion from exposure to the ammonia fumes.

<sup>504</sup> Cross-listed in Lightning -- lightning started the fire which led to explosions which caused loss of life.

<sup>505</sup> Cross-listed in Maritime.

<sup>506</sup> Cross-listed in Fires-Structural. Most deaths were from the explosion and a few from the resulting fire.

<sup>507</sup> When the stove exploded burning gasoline was thrown onto the sleeping victims in a one-room farm house.

146. 1933 -- June 2, oil explosion, Richfield Meador Oil Refinery, Long Beach, CA -- 10  
 1934 -- May 08, Missouri Pacific grain elevator dust explosions & fire, St. Louis, MO-- 7  
 1934 -- June 4, dynamite explodes, Petty Geophysics Engineering crew, ~Norman, OK-- 7  
 147. 1935 -- Oct 07, gas explosion, Glidden Soybean Processing Plant, Chicago, IL -- 11  
 148. 1937 -- Feb 5, flooding, natural gas leak/explosion/fire, Floyd St., Louisville, KY<sup>508</sup>-- 10  
 149. 1937 -- Mar 18, natural gas explosion, consolidated school, New London, TX --311-319  
 1937 -- Apr 10, Charles A Krause Milling Co. dust explosion & fire, Greenfield, WI-- 9  
 1937 -- Apr 18, pyrotol stored in Waszuk family basement explodes, Muskego, WI -- 9  
 1938 -- Apr 04, grain dust explosion, nine-story grain elevator, New Orleans, LA -- 6

**EXPLOSIONS** -- **Master Set** -- **Deadliest American** -- **CHRONOLOGICAL** -- continued:

150. 1940 -- July 30, explosions/conflagration, R. M. Hollingshead Plant, Camden, NJ -- 10  
 151. 1940 -- Sep 12, Hercules Powder/Munitions Co. explosion, Kenvil, NJ -- 52  
 1940 -- Nov 28, natural gas explosion & fire, R. Gilbert Warehouse, Toppenish, WA-- 8  
 152. 1940 -- Dec 17, natural gas explosion, mercantile & apartment bldg., Cincinnati, OH-- 13  
 153. 1941 -- Dec 12, explosion, melt unit, Iowa Ordnance Plant, Burlington, IA -- 13  
 154. 1942 -- Mar 04, TNT melt tower explosion, Iowa Ordnance Plant, Burlington, IA -- 22  
 1942 -- Mar 07, car and ammo truck collide, fire, delayed explosion, ~Selma, NC<sup>509</sup>-- 7  
 155. 1942 -- Mar 26, Sandts Eddy Limestone Quarry dynamite explosion, Easton PA -- 31  
 156. 1942 -- June 03, gasoline explosion/fire, cleaning guns, Army Air Station, Stockton, CA-- 11  
 157. 1942 -- June 05, munitions explosion, Elwood Ordnance Plant, Joliet, IL --48-52  
 158. 1942 -- Nov 06, gunpowder explosion, Rochester Fire Works Co., East Rochester, NY-- 11  
 159. 1943 -- Mar 24, fragmentation bombs explode, Portage Ordnance Depot, Portage, OH-- 11  
 160. 1943 -- May 04, Triumph Explosives Inc. Munitions Plant explosion, Elkton, MD -- 15  
 161. 1943 -- July 12, Nitramon test explosion mishap, Eglin Air Force Base, Pensacola, FL-- 17  
 162. 1943 -- Aug 19, naphtha vapors explosion, Congoleum-Nairn Inc. bldg. 12, Kearny, NJ--12  
 163. 1943 -- Sep 17, depth charge explosion, Naval Air Station, Norfolk, VA --26-30  
 1943 -- Nov 16, explosion, torpedo warheads/mines, Naval Mine Depot bldg. P-2, Yorktown, VA-- 7  
 164. 1943 -- Dec 07, Navy planes collide, bomb falls, Marines on ground die, Maui, HI<sup>510</sup>-- 20  
 165. 1944 -- Mar 13, anti-personnel surface mine explosion, Camp Robinson, Ark. -- 12  
 1944 -- Apr 06, explosion, Naval Ammunition Depot, near Hastings, NE -- 8  
 166. 1944 -- May 11, explosion Ammo dump at sea, Hingham Depot boat, ~Boston Harbor, MA<sup>511</sup>-17  
 167. 1944 -- May 21, munitions explosion, six LSTs lost, West Loch, Pearl Harbor, HI -- 163  
 168. 1944 -- June 11, torpedo warheads explode, Naval Ammunition Depot, Oahu, HI -- 10  
 169. 1944 -- July 17, munitions ships explode while loading, Port Chicago, CA<sup>512</sup> --320-325

<sup>508</sup> Cross-listed in Fire-Structural. Do not have a breakout of deaths due to explosion as opposed to follow-on fire.

<sup>509</sup> The intersection of State Highways 70 and 301, where collision occurred is just between Selma and Smithfield.  
 Cross-listed in Highway events.

<sup>510</sup> Cross-listed in Aviation

<sup>511</sup> Cross-listed in Maritime.

<sup>512</sup> Cross-listed under Maritime.

- 1944 -- Sep 15, Naval Ammunition Depot explosion, 9M SE of Hastings, NE -- 9  
 170. 1944 -- Oct 20, LNG tank explosions/fire, East Ohio Gas Co., Cleveland, OH<sup>513</sup> --128-136  
 171. 1944 -- Oct 21, vapor explosion/fire, USN LSMs 211/212, Berth 223, LA Harbor, CA-- 16  
 172. 1944 -- Nov 10, explosion, USS *Mount Hood*, Seeadler Harbor, Manus Island<sup>514</sup> --372-378  
 173. 1944 -- Nov 21, car and truck collide, butane gas tank truck explosion, Denison, TX<sup>515</sup>-- 10  
 174. 1944 -- Dec 05, torpedo magazine explodes, Naval Ammo. Depot, McAlester, OK -- 11

**EXPLOSIONS -- Master Set -- Deadliest American -- CHRONOLOGICAL -- Cont.**

175. 1945 -- Apr 09, US freighter *Charles Henderson* explos., bombs being unloaded, Bari, Italy-360  
 --39-42 US Merchant Marine crew  
 --12-14 US Naval Armed Guard  
 -- 267 Italian workers  
 -- ? British Army sappers supervising work of Italian stevedores  
 -- ? unknown number of other Allied military personal<sup>516</sup>  
 1945 -- Apr 11, chemicals explode/fire, Super Products Co. plant., Des Moines, IA -- 8  
 176. 1945 -- May 25, firebomb igniter explosion, Edgewood Arsenal, Aberdeen, MD -- 12  
 1945 -- May 26, explosion, Pour Bldg., Cornhusker Ordnance Plant, Grand Island, NE-- 9  
 1945 -- Aug 29, aluminum dust explosion, Metals Disintegrating Co., Shrewsbury, MO-- 6  
  
 177. 1946 -- Feb 02, explosion/fire, Jennings Hall Home for Aged, Garfield Heights, OH-- 14  
 1946 -- Feb 19, natural gas explosion and fire, apartment building, New Orleans, LA-- 7  
 178. 1946 -- June 21, explosion (postulated as natural gas), Baker Hotel, Dallas, TX -- 10  
 1946 -- July 18, butane gas explosion, Christy's Spa & 3 frame buildings, Onset, MA-- 9  
 179. 1946 -- Oct 3, explosions/fire, alkylation unit fractionating tower, Sun Oil Co., Marcus Hook, PA--10  
  
 180. 1947 -- Feb 20, chemical explosion, O'Connor Electroplating Works, Los Angeles CA-- 17  
 181. 1947 -- Apr 02, explosion and fire, Lawrence Brown Fireworks Plant, Clinton, MO<sup>517</sup>-- 12  
 182. 1947 -- Apr 16-17, ammonium nitrate explosion, *Grandcamp*, Texas City, TX<sup>518</sup> --581-600  
 183. 1947 -- June 22, tankship *Markay* petrol. products loading vapor explos., LA CA<sup>519</sup> --10-12  
 184. 1947 -- July 29, butane gas explos./fire, Pauline's Beauty School, Harrisonburg, VA<sup>520</sup>-- 11  
 185. 1947 -- Dec 25, gas thrown on stove/explos., Washoe tribe gambling house, Dresslerville, NV --14-15  
  
 186. 1948 -- May 17, Koppers Co., coal tar distillation plant tank explosion/fire, Kearny, NJ--10  
 187. 1948 -- Sep 07, Brach candy factory fire, starch dust explosions and fire, Chicago, IL-- 15  
 1948 -- Dec 9, Kansas Power and Light Co., steam generating station explosions, Tecumseh KS--9  
  
 188. 1949 -- Mar 3, home coal stove explos./fire/kerosene added, Fox Lake, Lakewood, 12M ~Muskegon MI-11  
 1949 -- Apr 10, explosion, propane gas furnace leak, St. Mary's Church, Marion, SD-- 6

<sup>513</sup> Cross-listed in Fire-Structural. At least 32 died in fires in nearby houses

<sup>514</sup> Largest of the Admiralty Islands, and fifth largest island in Papua New Guinea

<sup>515</sup> Cross-listed in Hazardous Materials and in Highway/Vehicular.

<sup>516</sup> We have not seen numbers for British and other Allied military personnel, but one source has total loss as 360.

<sup>517</sup> Cross-listed in Fire-Structural.

<sup>518</sup> Cross-listed in Maritime.

<sup>519</sup> Cross-listed in Maritime.

<sup>520</sup> Cross-listed in Fire, Structural, though most if not all deaths were caused by explosion and building destruction.

189. 1949 -- Dec 14, natural gas explosion, Swift & Co. Packing House, Sioux City, IA -- 21

**EXPLOSIONS -- Master Set -- Deadliest American -- CHRONOLOGICAL -- continued:**

190. 1950 -- May 19, munitions being moved explode, Raritan River Pier, South Amboy, NJ--31  
191. 1951 -- Feb 08, LPG vapor explosion, Minnesota Mining & Mfg., St. Paul, MN -- 14  
192. 1951 -- Sep 17, Shell Refinery Dubbs 17 cracking unit explos./fire, Wood River, IL<sup>521</sup>-- 18  
193. 1953 -- Jan 27, gas line leak explosion/fire, Jones Electric Co., other stores, Aiken, SC<sup>522</sup>-- 10  
194. 1953 -- Feb 12, fire, dynamite explosion, Hercules Powder Co., near Pinole, CA -- 12  
195. 1953 -- Apr 16, Haber Corp. Metalworking aluminum dust explosion/fire, Chic., IL -- 35  
196. 1953 -- Sep 23, explosions (4), Lucidol organic peroxides plant, Tonawanda, NY -- 11  
1954 --Mar 19, kerosene explodes, home woodstove, Spider Ridge, ~Parkersburg, WV<sup>523</sup>-9  
1954 -- Apr 03, explosion/fire, kerosene poured in home stove, Glouster, OH<sup>524</sup> -- 6  
1954 -- Apr 10, kerosene splashed on home stove live coals explodes, fire, Columbia AL--7  
197. 1954 -- July 16, explos./fire/explos., Kent Defense/fireworks Mfg., Chestertown, MD-- 11  
198. 1954 -- Oct 28, fumes/chemical tank explodes, Charles W. Berg Labs, Philadelphia, PA--10  
199. 1954 -- Dec 24, explos./fire, kerosene thrown in stove, tenant farmhouse ~Parkin, AR<sup>525</sup>-13  
200. 1955 -- Aug 10, explosion (sewer gas?) & fire, Gateway Restaurant, Andover, OH<sup>526</sup>-- 22  
201. 1956 -- Jan 17, gasoline explosion/fire, SS *Salem Maritime*, terminal, Rose Bluff, LA<sup>527</sup>-21  
202. 1956 -- July 29, fire/explosion, McKee tank farm, Shamrock Oil & Gas, ~Sun Ray TX<sup>528</sup>--19  
203. 1956 -- Aug 13, explosion, liquefied petroleum gas, Lariat Café, Monticello, UT -- 15  
204. 1956 -- Dec 3, Luckenbach Steamship Co. pier fire, detonators explode, Brooklyn, NY<sup>529</sup>-10  
205. 1957 -- Jan 29, vapor explosion, tanker *Jeanny*, Todd's Shipyard, Alameda, CA<sup>530</sup> -- 10  
206. 1957 -- Dec 05, natural gas explosion/fire, five downtown businesses, Villa Rica, GA<sup>531</sup>--12  
1958 -- Jan 16, gas explosion, Merchants Ice and Cold Storage Co., Richmond, VA -- 7  
207. 1958 -- May 22, US Army Nike-Ajax missile explosion, Battery B ~Middleton, NJ -- 10  
208. 1959 -- June 02, collision/fire/explosion, propane gas truck, ~Deer Lake, east PA<sup>532</sup> --11-12  
209. 1959 -- Aug 07, bldg. fire leads to parked truck dynamite explosion, Roseburg, OR<sup>533</sup>-- 14  
1959 -- Aug 18, service station fire/gasoline storage tank explosion, Kansas City, KS-- 6
210. 1960 -- July 18, explosion (gas) and fire, J.C. Penney Co. Dept. Store, Merrill, WI -- 10  
211. 1960 -- Oct 04, explosion, Tenn. Eastman Chemical, Aniline Plant, Kingsport, TN -- 15  
212. 1960 -- Nov 8, Synvar Corp. resin products plant dust explosion/fire, Wilmington, DE-- 5  
213. 1962 -- May 10, explosion, Chemical Reactor (acrylic polyamide), Toledo, OH -- 10  
214. 1962 -- July 25, brakes fail, propane LPG tanker truck crash/explos./fire, Berlin, NY<sup>534</sup>--10

---

<sup>521</sup> Cross-listed in Fire, Structural.

<sup>522</sup> Most, if not all, the deaths were thought to have been the direct result of the explosion and not the resulting fire.

<sup>523</sup> Cross-listed in Fire-Structural. Burning kerosene was thrown on some if not all victims; home burned to ground.

<sup>524</sup> Cross listed in Fire-structural.

<sup>525</sup> Cross-listed in Fire-Structural. The deaths were caused by burning fuel thrown onto the victims.

<sup>526</sup> Cross-listed in Fire-Structural.

<sup>527</sup> Cross-listed in Hazardous Materials Transportation and in Maritime.

<sup>528</sup> Cross-listed in Fire-Structural in that a fire was precipitating event – all deaths were due to the explosion.

<sup>529</sup> Cross-listed in Fire-Structural in that fire was the precipitating event. All deaths were due to the explosion.

<sup>530</sup> Cross-listed in Maritime.

<sup>531</sup> Cross-listed in Fire-Structural – there were fatalities from the explosion and from the resulting fire.

<sup>532</sup> Cross-listed in Road/Highway.

<sup>533</sup> Cross-listed in Hazardous Materials Transportation.

215. 1962 -- Oct 03, boiler explosion, NY Telephone Company building, Manhattan, NY-- 23  
 216. 1963 -- Jan 02, Home Meat Packing Co. natural gas explosion, Terre Haute, IN -- 17  
 1963 -- Mar 29, natural gas leak explosion, Supreme Cleaners, Tucson, AZ -- 7  
 217. 1963 -- Oct 31, bottled propane gas tank explosion, Indianapolis Coliseum, IN --74-75  
 218. 1965 -- Mar 04, explosion and fire, natural gas pipeline, residential Natchitoches, LA-- 17  
 219. 1965 -- Aug 25, explosions (26)/fire, Du Pont Chemical Corp., near Louisville, KY<sup>535</sup>-- 12  
 220. 1965 -- Nov 24, natural gas explosion/fire, Nat. Guard Armory dance, Keokuk, IA<sup>536</sup>-- 21  
 221. 1966 -- Jan 28, Paramount Hotel gas explosion and fire, Boston, MA<sup>537</sup> -- 11  
 222. 1967 -- Feb 15, explosion, Lone Star Army Ammunition Plant, near Texarkana, TX -- 11  
 223. 1967 -- Feb 17, starch dust explosion and fire, Int. Latex Corp., Hawthorne, NJ -- 11  
 224. 1967 -- July 29, rocket explosion and fire, USS *Forrestal*, Gulf of Tonkin ops.<sup>538</sup> -- 134  
 1968 -- Jan 10, natural gas explosion demolishes two adjoining homes, Reading, PA-- 9  
 225. 1968 -- Apr 06, gas & gunpowder explosion and fire, Marting Arms, Richmond, IN<sup>539</sup>-- 41

**EXPLOSIONS -- Master Set -- CHRONOLOGICAL -- continued:**

- 1970 -- June 8, TNT explosion, demolition trng., Green Berets killed, Fort Bragg, NC-- 7  
 1970 -- Nov 11, liquid explosives explos., Pan American Bird Creek test oil well ~Tulsa, OK-- 9  
 226. 1971 -- Feb 3, Thiokol Chemical Plant fire and trip flares explosion, Woodbine, GA-- 29  
 227. 1971 -- June 24, gas explosion in California Water Project tunnel, Sylmar, CA -- 17  
 228. 1972 -- Feb 01, gas explosion (lightning?), tanker *V.A. Fogg*, off Galveston, TX<sup>540</sup> -- 39  
 229. 1972 -- Dec 09, natural gas leak explosion, two bldgs. collapse, downtown Clinton, MO-- 8  
 230. 1972 -- Dec 15, coke oven gas explosion, Koppers Steel, Browns Isl., Weirton, WV -- 19  
 231. 1973 -- Feb 02, natural gas explosion, hardware store and cafe, Eagle Grove, IA -- 14  
 232. 1973 -- Feb 10, fire/gas explos./LNG tank, concrete roof falls, Staten Island, NY<sup>541</sup> -- 40  
 233. 1973 -- July 05, LP gas RR tank car fire & explosion, Doxel Gas Co., Kingman, AZ<sup>542</sup>-- 13  
 234. 1976 -- Jan 10, Pathfinder (residential) Hotel natural gas explos./fire, Fremont, NE<sup>543</sup>-- 20  
 1976 -- Mar 02, suicidal dynamite explosion, Mason County Jail, Point Pleasant, WV-- 5  
 235. 1976 -- Aug 12, ethyl benzene fumes explode, Tenneco oil refinery tower, Chalmette, LA-13  
 236. 1977 -- Dec 22, dust explosion, grain elevator, Westwego, La -- 36  
 237. 1977 -- Dec 27, dust explosion, Farmers Export Grain Elevator, Galveston, TX -- 18  
 238. 1978 -- Feb 24, train derailment, LPG tank car explosion, Waverly, TN<sup>544</sup> -- 16  
 239. 1980 -- July 24, chem. explos./fire, Vogue Metal Crafts/Metgal Mfg., Queens NY<sup>545</sup>-- 11  
 1982 -- Jan 19, water heater explosion, Star Elementary School cafeteria, Spencer, OK-- 7

---

<sup>534</sup> Cross-listed in Road/Highway Vehicle Events.

<sup>535</sup> First explosion caused eleven deaths. Twelfth death was from burns several days later.

<sup>536</sup> Cross-listed in Fire, Structural.

<sup>537</sup> Cross-listed in Fire, Structural

<sup>538</sup> Cross-listed under Maritime.

<sup>539</sup> Cross-listed under Fire, Structural.

<sup>540</sup> Cross-listed under Lightning and Maritime.

<sup>541</sup> Cross-listed in Fire and Structural/Construction. This was an LNG tank which was being cleaned and worked-on. A flash fire called a residual gas explosion which caused the tank concrete cap to fall on workers.

<sup>542</sup> Cross-listed in Hazardous Materials and in Rail.

<sup>543</sup> Cross-listed in Fire-Structural.

<sup>544</sup> Cross listed in Hazardous Materials and in Rail.

<sup>545</sup> Cross-listed in Fire, Structural.

240. 1983 -- May 27, explosion, illegal fireworks factory, Webb's Bait Farm ~Benton TN-- 11  
 241. 1984 -- July 24, Union Oil Co. Refinery explosions and fire, Romeoville, IL<sup>546</sup> -- 17  
 242. 1985 -- June 25, fireworks plant explosion, Hallett, OK -- 21  
 243. 1985 -- Dec 16, gas explosion, Rocky Mt. Natural Gas Co., Glenwood Springs CO -- 12  
 1988 -- Dec 23, propane tanker hits wall explodes; parts hit house, cars, Memphis TN<sup>547</sup>-- 9  
 244. 1989 -- Apr 19, USS Iowa No. 2 turret explosion, near Puerto Rico -- 47  
 245. 1989 -- Oct 3, F/V *Northumberland* ruptures NG pipeline/explosion/fire ~Sabine Pass, TX<sup>548</sup>-- 11  
 246. 1989 -- Oct 23, ethylene gas leak explosion, Phillips Petroleum Co., Pasadena TX<sup>549</sup>-- 23

**EXPLOSIONS -- Master Set -- CHRONOLOGICAL -- continued:**

247. 1996 -- Nov 21, propane gas explosion, Commercial Bldg., San Juan, Puerto Rico -- 33  
 1998 -- Dec 11, explosion, Independence Professional Fireworks Co., Osseo, MI -- 7  
 1999 -- Feb 01, boiler explosion, Ford Motor's River Rouge complex, Dearborn, MI-- 6  
 1999 -- Mar 29, explosion, Independence Professional Fireworks Co., Osseo, MI -- 5  
 248. 2000 -- Aug 19, El Paso Natural Gas Pipeline rupture and fire, Carlsbad, NM<sup>550</sup> -- 12  
 2001 -- Oct 3, explosions and fire, Pyro Design and Development near Rochester, IN-- 5  
 2002 -- May 16, fire and rubber dust explosion, Rouse Polymerics, Vicksburg, MS -- 5  
 2003 -- Jan 29, dust explosion, West Pharmaceutical Services Plant, Kinston, NC -- 6  
 2003 -- Feb 20, resin dust explosions & fire, CTA Acoustics, Corbin, Laurel Co., KY-- 7  
 249. 2005 -- Mar 23, BP America Refinery explosion, Texas City, TX -- 15  
 250. 2010 -- Apr 20, drill rig *Deepwater Horizon* explosion, Gulf of Mexico, ~50m, LA<sup>551</sup>-- 11  
 2010 -- Sep 09, explosion and fire, Pacific Gas & Electric pipeline, San Bruno, CA -- 8  
 2013 -- Mar 18, mortar explosion, Marines, Hawthorne US Army munitions depot, NV-- 7  
 2010 -- Apr 02, explosion (heat exchanger), Tesoro Refinery, Anacortes, WA -- 7  
 251. 2013 -- Apr 17, explosion, Adair Grain and West Fertilizer Co., West, TX -- 15

---

<sup>546</sup> Cross-listed in Fire-Structural, because fires were started by the explosions.

<sup>547</sup> Cross-listed in Hazardous Materials and in Road/Highway/Vehicular Events

<sup>548</sup> Cross-listed in Explosions in that the pipeline the fishing vessel *Northumberland* hit was not where it should have been, under the sea-floor, and the natural gas explosion and resulting fire on the boat led to the loss of life.

<sup>549</sup> Cross listed in Structural.

<sup>550</sup> Cross-listed in Fire-Structural, and in Structural Failures.

<sup>551</sup> Cross-listed in Maritime

**Explosions Subset – Blasting agents, dynamite, explosives, fireworks, gunpowder/munitions  
(Excludes Mine Gas Explosions)**

1. 1947 -- Apr 16-17, ammonium nitrate explosion, *Grandcamp*, Texas City, TX<sup>552</sup> --581-600
2. 1944 -- Nov 10, USS *Mount Hood* explosion, Seadler Harbor, Manus Island<sup>553</sup> --372-378
3. 1944 -- July 17, munitions ships explode while loading, Port Chicago, CA<sup>554</sup> --320-325
4. 1865 -- May 25, Mobile Magazine explosion, Mobile, AL -- 300
5. 1864 -- July 30, Federal powder explosion underneath Rebel redoubt, Petersburg, VA -- 278
6. 1898 -- Feb 15, *USS Maine* explosion, Havana Harbor, Cuba --260-268
7. 1865 -- Feb 18, gunpowder explosion/fire, Northeastern RR Depot, Charleston SC<sup>555</sup> --150-200
8. 1918 -- May 18, Aetna Chemical Co. munitions plant explosion, Oakdale, PA -- 193
9. 1995 -- Apr 19, terrorism, Alfred P. Murrah Federal Bldg. bombing, Oklahoma City<sup>556</sup>-- 168
10. 1944 -- May 21, munitions explosion, West Loch, Pearl Harbor, HI -- 163
  
11. 1967 -- July 29, Rocket Explosion and Fire, USS *Forrestal*, Gulf of Tonkin ops.<sup>557</sup> -- 134
12. 1917 -- Apr 10, Artillery Shell Munitions Plant Explosion, Eddystone, PA -- 133
13. 1918 -- Oct 04, Gillespie Co., Shell Loading Plant Explosion, Sayreville, NJ -- 100
14. 1864 -- May 26, Torpedo Mine Explos., Bachelor's Creek Station ~New Bern, NC --40-93
15. 1862 -- Sep 17, Allegheny Arsenal Explosion & Fire, Lawrenceville/Pittsburgh, PA --74-79
16. 1895 -- Jan 15, fire & dynamite/powder explosions, two warehouses, Butte, MT --57-60
17. 1913 -- Mar 07, harbor/ship (*Alum Chine*) dynamite explosion, Baltimore, MD<sup>558</sup> -- 55
18. 1909 -- Jan 20, Magazine Explos., Water Tunnel Crib Fire, Lake Mich., ~ Chicago, IL-- 53
19. 1940 -- Sep 12, Hercules Powder/Munitions Co. Explosion, Kenvil, NJ -- 52
20. 1942 -- June 5, Explosion, Elwood Ordnance Plant, Joliet, IL --48-52
21. 1863 -- Mar 13, Explosion, Confederate Ordnance Lab., Brown's Isl., Richmond VA --40-50
22. 1918 -- July 02, Semet-Solvay Co. TNT Plant Explosion/Fire, Split Rock, NY -- 50
23. 1862 -- Nov 05, Explosion, Munitions "Laboratory" Arsenal, Jackson, MS -- ~40-48
24. 1989 -- Apr 19, *USS Iowa* No. 2 Turret Explosion, near Puerto Rico -- 47
25. 1883 -- Sep 28, Explosion, California Powder Works, Pinole, CA -- 41
26. 1968 -- Apr 06, Gas & Gunpowder Explosion, Fire, Marting Arms, Richmond, IN<sup>559</sup> -- 41
27. 1818 -- Mar 19, Du Pont Gun Powder Mill Explosion, Brandywine, DE -- 40
28. 1829 -- Jun 4, Magazine Explos., Steam Frigate *Fulton*, Navy Yard, Brooklyn, NY<sup>560</sup> --24-40
29. 1883 -- Jan 21, Explosions, Giant Powder-Works, Point Clement, ~Oakland, CA --30-40
30. 1911 -- Mar 09, Gunpowder Explosion, Laffin Rand Powder Co., Pleasant Prairie, WI-- 40
31. 1911 -- Feb 01, Dynamite Explosion, Central Rail of NJ Terminal, Communipaw, NJ --24-35
32. 1907 -- Jan 19, train car explosion (powder), Big Four Railroad, Sandford, IN<sup>561</sup> --29-34
33. 1904 -- Apr 13, magazine explosion, battleship *Missouri*, off Pensacola, FL --32-34

<sup>552</sup> Cross-listed in Maritime.

<sup>553</sup> Largest of the Admiralty Islands, and fifth largest island in Papua New Guinea

<sup>554</sup> Cross-listed under Maritime.

<sup>555</sup> Our impression from accounts is that the majority of deaths, if not the great majority, were from the explosion.

<sup>556</sup> Cross-listed in Violence and in Fire-Structural (almost 40% of victims died from fire and smoke inhalation).

<sup>557</sup> Cross-listed under Maritime.

<sup>558</sup> Cross-listed under Maritime.

<sup>559</sup> Cross-listed under Fire, Structural.

<sup>560</sup> Cross-listed under Maritime

<sup>561</sup> Cross-listed in Rail.



34. 1915 -- Nov 30, explosion, Upper Hagley Yard, du Pont Powder Co., ~Wilmington, DE-- 31  
 35. 1942 -- Mar 26, Sandts Eddy Limestone Quarry dynamite explosion, Easton, PA -- 31  
 36. 1950 -- May 19, munitions being moved explode, Raritan River Pier, South Amboy, NJ-- 31  
 37. 1845 -- July 19, fire and explosion, New, Broad, Beaver, Broadway Sts., NYC, NY<sup>562</sup>-- 30  
 38. 1908 -- Feb 20, nitroglycerin explosion, Hercules Powder Works, Pinole, CA --28-30  
 39. 1943 -- Sep 17, depth charge explosion, Naval Air Station, Norfolk, VA --26-30

**Explosions Subset – Blasting Agents, Dynamite, Fireworks, Gunpowder, Munitions  
 (Excludes Mine Gas Explosions)**

40. 1971 -- Feb 3, Thiokol Chemical Plant fire and trip flares explosion, Woodbine, GA -- 29  
 41. 1907 -- Oct 15, DuPont Powder Mill explosion, Fontanet, IN -- 27  
 42. 1841 -- Aug 20, fire, gunpowder explosion, carpenter's shop, Syracuse, NY<sup>563</sup> -- 26  
 43. 1905 -- Sep 10, Rand Powder Mill explosions (powder, dynamite)/fire, Fairchance PA--19-25  
 44. 1905 -- May 11, trains collide, blasting powder explosion, fire, S. Harrisburg, PA<sup>564</sup> -- 23  
 45. 1903 -- July 29, powder/dynamite explosion/fire, U.S. Cartridge, Tewksbury, MA --20-22  
 46. 1926 -- July 10, lightning/fire/explosions, USN Lake Denmark Arsenal, Dover, NJ<sup>565</sup> --21-22  
 47. 1942 -- Mar 04, TNT melt tower explosion, Iowa Ordnance Plant, Burlington, IA -- 22  
 48. 1864 -- June 17, explosion/fire, Washington Arsenal, Greenleaf Pt.,<sup>566</sup> District of Col.-- 21  
 49. 1882 -- Feb 17, explosion, Jackson **Fireworks** Plant, Chester, PA --15-21  
 50. 1866 -- Apr 16, nitroglycerin explosion, Wells Fargo building, San Francisco, CA --15-20  
 51. 1906 -- Sep 21, explosion, carload of dynamite, ~Southern Rail Depot, Jellico TN -- 7-20  
 52. 1943 -- Dec 07, Navy planes collide, bomb falls, Marines on ground die, Maui, HI<sup>567</sup> -- 20  
 53. 1847 -- Apr 14, explosion, Du Pont Powder Works, Brandywine Riv., Wilmington, DE-- 18  
 54. 1862 -- Mar 29, Samuel Jackson Cartridge Factory explos., Tenth & Reed, Philly, PA --15-17  
 55. 1901 -- June 21, **fireworks** explosion/fire, confectionery, Main Street, Paterson, NJ -- 17  
 56. 1943 -- July 12, nitramon test explosion mishap, Eglin Air Force Base, Pensacola, FL -- 17  
 57. 1944 -- May 11, explosion, Ammo dump at sea, Hingham Depot boat, ~Boston Harbor, MA<sup>568</sup>--17  
 58. 1890 -- Sep 06, dynamite explosion, No. Pacific Freight Yard, Spokane falls, WA -- 15  
 59. 1892 -- June 13, munitions explos., USS *Boston* crewmen, Mare Island Navy Yard, CA-- 15  
 60. 1895 -- May 21, nitroglycerine explosions, California Powder Works, Pinole, CA -- 15  
 61. 1902 -- Nov 04, explosion of **fireworks**, Madison Square, NY, NY -- 15  
 62. 1943 -- May 04, explosion, Triumph Explosives Inc. Munitions Plant, Elkton, MD -- 15  
 63. 1916 -- May 15, TNT explosion, DuPont Co., Repauno Works, Gibbstown, NJ --11-14  
 64. 1917 -- Dec 05, TNT explosion, Aetna Chemical Plant, Heidelberg, ~Pittsburgh, PA -- 8-14  
 65. 1959 -- Aug 07, bldg. fire leads to parked truck dynamite explosion, Roseburg, OR -- 14  
 66. 1891 -- May 19, dynamite explosion, construction train, near Tarrytown, NY<sup>569</sup> -- 13  
 67. 1891 -- Sep 24, **fireworks** mortar explodes, Feast of St. Rocco celebration, Newark, NJ-- ≥13  
 68. 1898 -- Apr 26, California Powder Works explosions, near Santa Cruz, CA --11-13

<sup>562</sup> Cross-listed under Fire, Structural.

<sup>563</sup> Cross-listed under Fire, Structural.

<sup>564</sup> Cross-listed under Rail

<sup>565</sup> Cross-listed in Lightning -- lightning started the fire which led to explosions which caused loss of life.

<sup>566</sup> Now part of Fort McNair between the Washington Channel to the west and the Anacostia River to the southeast.

<sup>567</sup> Cross-listed under Aviation.

<sup>568</sup> Cross-listed in Maritime.

<sup>569</sup> Cross-listed in Rail.

69. 1901 -- Aug 19, fire, dynamite explosion, M. & M. Roundhouse, ~Herkimer, NY -- 6-13

**Explosions Subset--Blasting Agents/Dynamite/Fireworks/Gunpowder/Munitions--by Mortality  
(Excludes Mine Gas Explosions) (continued)**

70. 1896 -- Sep 01, powder explosion, Hercules Powder Works, Pinole, CA -- 12  
71. 1919 -- Aug 04, magazine explosion, U.S. Arsenal, Raritan, NJ -- 7-12  
72. 1944 -- Mar 13, anti-personnel surface mine explosion, Camp Robinson, Ark. -- 12  
73. 1945 -- May 25, firebomb igniter explosion, Edgewood Arsenal, Aberdeen, MD -- 12  
74. 1947 -- Apr 02, explosion and fire, Lawrence Brown Fireworks Plant, Clinton, MO<sup>570</sup> -- 12  
75. 1953 -- Feb 12, fire, dynamite explosion, Hercules Powder Co., near Pinole, CA -- 12
76. 1862 -- Nov 07, ammunition explosion, train car, near Lafourche station, Algiers,<sup>571</sup> LA---11  
77. 1889 -- Feb 25, powder explosion, squib (mining fuse) factory, Plymouth, PA -- 11  
78. 1904 -- Mar 31, explosion, Dickson Squib Factory, Priceburg, PA -- 11  
79. 1906 -- Jun 09, dynamite explosion, dynamite plant, Bausman's Hollow, PA -- 11  
80. 1910 -- July 10, artillery explosion, Fort Monroe, VA -- 11  
81. 1916 -- July 02, powder explosion, Aetna Explosives Co., Emporium, PA -- 11  
82. 1942 -- Nov 06, gunpowder explosion, Rochester Fireworks Co., East Rochester, NY -- 11  
83. 1943 -- Mar 24, fragmentation bombs explos., Portage Ordnance Depot, Portage, OH -- 11  
84. 1944 -- Dec 05, torpedo magazine explodes, Naval Ammo. Depot, McAlester, OK -- 11  
85. 1954 -- July 16, explos./fire/explos., Kent Defense/Fireworks Mfg., Chestertown, MD-- 11  
86. 1967 -- Feb 15, explosion, Lone Star Army Ammunition Plant, near Texarkana, TX -- 11  
87. 1983 -- May 27, explosion, illegal fireworks factory, Webb's Bait Farm ~Benton TN -- 11
88. 1865 -- June 09, ordnance building explosion/fire (train sparks), Chattanooga, TN<sup>572</sup> -- ~10  
89. 1886 -- July 02, powder explosion, Atlantic Powder Works, near Drakesville, NJ -- 10  
90. 1894 -- Apr 07, fireworks factory explosion, Petersburg, VA -- 10  
91. 1900 -- July 04, fireworks explosion (children), Eighth Street, Philadelphia, PA -- 7-10  
92. 1903 -- Apr 30, explosions, Crescent Powder Co., Ganister, near Hollidaysburg, PA -- 10  
93. 1911 -- Feb 06, explosion, Pluto Powder Co., near Winthrop & Ishpeming, MI -- 10  
94. 1916 -- May 15, dynamite blast, adjacent site, Crystal Rest. collapses, Akron, OH -- 9-10  
95. 1930 -- Apr 03, explosions, Pennsylvania Fireworks Display Company, Devon, PA -- 10  
96. 1944 -- June 11, torpedo warheads explode, Naval Ammunition Depot, Oahu, HI -- 10  
97. 1956 -- Dec 3, Luckenbach Steamship Co. pier fire, detonators explode, Brooklyn, NY<sup>573</sup>--10  
98. 1958 -- May 22, US Army Nike-Ajax missile explosion, Battery B ~Middleton, NJ -- 10

**Other:**

- 1919 -- Jan 26, nitroglycerin explodes, wagon going through town of Big Heart, OK -- 8-9  
1937 -- Apr 18, pyrotal stored in Waszuk family basement explodes, Muskego, WI -- 9  
1944 -- Sep 15, Naval Ammunition Depot explosion, 9M SE of Hastings, NE -- 9  
1945 -- May 26, explosion, Pour Building, Cornhusker Ordnance Plant, Grand Island, NE-- 9

<sup>570</sup> Cross-listed in Fire-Structural.

<sup>571</sup> Algiers is today a section of New Orleans, annexed to the city as the 15<sup>th</sup> Ward in 1870. Cross-listed in Rail.

<sup>572</sup> Cross-listed in Fire, Structural

<sup>573</sup> Cross-listed in Fire-Structural in that fire was the precipitating event. All deaths were due to the explosion.

1970 -- Nov 11, liquid explosives explosion, Pan American Bird Creek test oil well ~Tulsa, OK-- 9

**Explosions Subset--Blasting Agents/Dynamite/Fireworks/Gunpowder/Munitions--by Mortality  
(Excludes Mine Gas Explosions) (continued)**

1944 -- Apr 06, explosion, Naval Ammunition Depot, near Hastings, NE -- 8

1934 -- May 08, Missouri Pacific grain elevator dust explosions & fire, St. Louis, MO -- 7

1934 -- June 04, dynamite explodes, Petty Geophysics Engineering crew, near Norman, OK-- 7

1942 -- Mar 07, car and ammo truck collide, fire, delayed explosion, ~Selma, NC<sup>574</sup> -- 7

1943 -- Nov 16, explosion, torpedo warheads/mines, Naval Mine Depot bldg. P-2, Yorktown, VA-- 7

1970 -- June 8, TNT explosion, demolition training, Green Berets killed, Fort Bragg, NC -- 7

1998 -- Dec 11, explosion, Independence Professional Fireworks Co., Osseo, MI -- 7

1920 -- Feb 26, aluminum plant dust explosion/female workers killed, Manitowoc, WI -- 6

1892 -- May 21, explosion and fire, Aetna Pyrotechnic (Fireworks) Co., Hartford, CT -- 5

1976 -- Mar 02, suicidal dynamite explosion, Mason County Jail, Point Pleasant, WV -- 5

1999 -- Mar 29, explosion, Independence Professional Fireworks Co., Osseo, MI -- 5

---

<sup>574</sup> The intersection of State Highways 70 and 301, where collision occurred is just between Selma and Smithfield.  
Cross-listed in Highway events.

**Explosions Subset – Blasting agents, dynamite, explosives, fireworks, gunpowder/munitions  
(Excludes Mine Gas Explosions) -- Chronological**

1. 1818 -- Mar 19, Du Pont Gun Powder Mill explosion, Brandywine, DE -- 40
2. 1829 -- Jun 4, Magazine Explos., Steam Frigate *Fulton*, Navy Yard, Brooklyn, NY<sup>575</sup> --24-40
3. 1841 -- Aug 20, Fire, Gunpowder Explosion, carpenter's shop, Syracuse, NY<sup>576</sup> -- 26
4. 1845 -- July 19, Fire and Explos., New, Broad, Beaver, Broadway Sts., NYC, NY<sup>577</sup> -- 30
5. 1847 -- Apr 14, Explosion, Du Pont Powder Works, Brandywine Ri., Wilmington, DE-- 18
  
6. 1862 -- Mar 29, Samuel Jackson Cartridge Factory Explos., Tenth & Reed, Philly, PA--15-17
7. 1862 -- Sep 17, Allegheny Arsenal Explosion & Fire, Lawrenceville/Pittsburgh, PA --74-79
8. 1862 -- Nov 05, Explosion, Munitions "Laboratory" Arsenal, Jackson, MS -- ~40-48
9. 1862 -- Nov 7, Ammunition explosion, train car, near Lafourche station, Algiers,<sup>578</sup> LA-- ~11
10. 1863 -- March 13, Explosion, Confederate Ordnance Lab., Brown's Isl., Richmond VA --40-50
11. 1864 -- May 26, Torpedo Mine Explos., Bachelor's Creek Station ~New Bern, NC --40-93
12. 1864 -- June 17, Explosion/fire, Washington Arsenal, Greenleaf Pt.,<sup>579</sup> District of Col.-- 21
13. 1864 -- July 30, Federal Powder Explosion underneath Rebel Redoubt, Petersburg, VA-- 278
14. 1865 -- Feb 18, Gunpowder explosion/fire, Northeastern RR Depot, Charleston SC<sup>580</sup>--150-200
15. 1865 -- May 25, Mobile Magazine Explosion, Mobile, AL -- 300
16. 1865 -- June 09, Ordnance Building Explosion/Fire, Train sparks, Chattanooga, TN<sup>581</sup>-- ~10
17. 1866 -- April 16, Nitroglycerin explosion Wells Fargo building, San Francisco, CA --15-20
  
18. 1882 -- Feb 17, Explosion, Jackson **Fireworks** Plant, Chester, PA --15-21
19. 1883 -- Jan 21, Explosions, Giant Powder-Works, Point Clement, ~Oakland, CA --30-40
20. 1883 -- Sep 28, Explosion, California Powder Works, Pinole, CA -- 41
21. 1886 -- July 02, Powder Explosion, Atlantic Powder Works, near Drakesville, NJ -- 10
22. 1889 -- Feb 25, powder explosion, squib (mining fuse) Factory, Plymouth, PA -- 11
  
23. 1890 -- Sep 06, dynamite explosion, Nor. Pacific Freight Yard, Spokane falls, WA -- 15
24. 1891 -- May 19, dynamite explosion, construction train, near Tarrytown, NY<sup>582</sup> -- 13
25. 1891 -- Sep 24, **fireworks** mortar explodes, Feast of St. Rocco celebration, Newark, NJ-- ≥13
- 1892 -- May 21, explosion and fire, Aetna Pyrotechnic (**fireworks**) Co., Hartford, CT -- 5
26. 1892 -- June 13, munitions explos., USS *Boston* crewmen, Mare Island Navy Yard, CA-- 15
27. 1894 -- Apr 07, **fireworks** factory explosion, Petersburg, VA -- 10
28. 1895 -- Jan 15, fire/dynamite explosions, Kenyon-Connell Warehouse, Butte, MT -- 57
29. 1895 -- May 21, nitroglycerine explosions, California Powder Works, Pinole, CA -- 15
30. 1896 -- Sep 01, powder explosion, Hercules Powder Works, Pinole, CA -- 12

<sup>575</sup> Cross-listed under Maritime

<sup>576</sup> Cross-listed under Fire, Structural.

<sup>577</sup> Cross-listed under Fire, Structural.

<sup>578</sup> Algiers is today a section of New Orleans, annexed to the city as the 15<sup>th</sup> Ward in 1870. Cross-listed in Rail.

<sup>579</sup> Now part of Fort McNair between the Washington Channel to the west and the Anacostia River to the southeast.

<sup>580</sup> Our impression from accounts is that the majority of deaths, if not the great majority, were from the explosion.

<sup>581</sup> Cross-listed in Fire, Structural

<sup>582</sup> Cross-listed in Rail.

31. 1898 -- Feb 15, *USS Maine* explosion, Havana Harbor, Cuba --260-268  
 32. 1898 -- Apr 26, California Powder Works Explosions, near Santa Cruz, CA --11-13

**Explosions subset--Blasting agents/dynamite/fireworks/gunpowder/munitions--Chronological  
 (Excludes Mining)**

33. 1900 -- July 04, **Fireworks** Explosion (children), Eighth Street, Philadelphia, PA -- 7-10  
 34. 1901 -- June 21, **Fireworks** Explos./Fire, Confectionery, Main Street, Paterson, NJ -- 17  
 35. 1901 -- Aug 19, Fire, Dynamite Explosion, M. & M. Roundhouse, ~Herkimer, NY -- 6-13  
 36. 1902 -- Nov 04, Explosion of **Fireworks**, Madison Square, NY, NY -- 15  
 37. 1903 -- Apr 30, Explosions, Crescent Powder Co., Ganister, near Hollidaysburg, PA -- 10  
 38. 1903 -- July 29, Powder/Dynamite Explos./Fire, U.S. Cartridge, Tewksbury, MA --20-22  
 39. 1904 -- Mar 31, Explosion, Dickson Squib Factory, Priceburg, PA -- 11  
 40. 1904 -- Apr 13, Magazine Explosion, Battleship *Missouri*, off Pensacola, FL --32-34  
 41. 1905 -- May 11, Trains Collide, Blasting Powder Explosion, Fire, S. Harrisburg PA<sup>583</sup>-- 23  
 42. 1905 -- Sep 10, Rand Powder Mill Explosions (powder, dyn.)/Fire, Fairchance PA --19-25  
 43. 1906 -- June 09, Dynamite Explosion, Dynamite Plant, Bausman's Hollow, PA -- 11  
 44. 1906 -- Sep 21, Explosion, Carload of Dynamite, ~Southern Rail Depot, Jellico TN -- 7-20  
 45. 1907 -- Jan 19, Train Car Explosion (Powder), Big Four Railroad, Sandford, IN<sup>584</sup> --29-34  
 46. 1907 -- Oct 15, DuPont Powder Mill Explosion, Fontanet, IN -- 27  
 47. 1908 -- Feb 20, Nitroglycerin Explosion, Hercules Powder Works, Pinole, CA --28-30  
 48. 1909 -- Jan 20, Magazine Explos., Water Tunnel Crib Fire, Lake Mich., ~ Chicago, IL-- 53
49. 1910 -- July 10, Artillery Explosion, Fort Monroe, VA -- 11  
 50. 1911 -- Feb 01, Dynamite Explosion, Central Rail of NJ Terminal, Communipaw, NJ --24-35  
 51. 1911 -- Feb 06, Explosion, Pluto Powder Co., near Winthrop & Ishpeming, MI -- 10  
 52. 1911 -- Mar 09, Gunpowder Explosion, Laffin Rand Powder Co., Pleasant Prairie, WI-- 40  
 53. 1913 -- March 7, Harbor/Ship (*Alum Chine*) Dynamite Explosion, Baltimore, MD<sup>585</sup> -- 55  
 54. 1915 -- Nov 30, Explos., Upper Hagley Yard, du Pont Powder Co., ~Wilmington, DE -- 31  
 55. 1916 -- May 15, TNT Explosion, DuPont Co., Repauno Works, Gibbstown, NJ --11-14  
 56. 1916 -- May 15, Dynamite Blast, adjacent site, Crystal Rest. collapses, Akron, OH -- 9-10  
 57. 1916 -- July 02, Powder Explosion, Aetna Explosives Co., Emporium, PA -- 11  
 58. 1917 -- Apr 10, Artillery Shell Munitions Plant Explosion, Eddystone, PA -- 133  
 59. 1917 -- Dec 05, TNT Explosion, Aetna Chemical Plant, Heidelberg, ~Pittsburgh, PA -- 8-14  
 60. 1918 -- May 18, Aetna Chemical Co. Munitions Plant Explosion, Oakdale, PA -- 193  
 61. 1918 -- July 02, Semet-Solvay Co. TNT Plant Explosion/Fire, Split Rock, NY -- 50  
 62. 1918 -- Oct 04, Gillespie Co., Shell Loading Plant Explosion, Sayreville, NJ -- 100  
 1919 -- Jan 26, Nitroglycerin explodes, wagon going through town of Big Heart, OK -- 8-9  
 63. 1919 -- Aug 04, Magazine Explosion, U.S. Arsenal, Raritan, NJ -- 7-12
- 1920 -- Feb 26, aluminum plant dust explosion/female workers killed, Manitowoc, WI-- 6  
 64. 1926 -- July 10, lightning/fire/explosions, USN Lake Denmark Arsenal, Dover, NJ<sup>586</sup> --21-22

<sup>583</sup> Cross-listed under Rail

<sup>584</sup> Cross-listed in Rail.

<sup>585</sup> Cross-listed under Maritime.

<sup>586</sup> Cross-listed in Lightning -- lightning started the fire which led to explosions which caused loss of life.

**Explosions subset--Blasting agents/dynamite/fireworks/gunpowder/munitions--Chronological**

65. 1930 -- Apr 03, explosions, Pennsylvania **Fireworks** Display Company, Devon, PA -- 10  
1934 -- June 4, dynamite explodes, Petty Geophysics Engineering crew, near Norman, OK- 7
66. 1940 -- Sep 12, Hercules Powder/Munitions Co. explosion, Kenvil, NJ -- 52
67. 1942 -- Mar 04, TNT melt tower explosion, Iowa Ordnance Plant, Burlington, IA -- 22  
1942 -- Mar 07, car and ammo truck collide, fire, delayed explosion, ~Selma, NC<sup>587</sup> -- 7
68. 1942 -- Mar 26, Sandts Eddy Limestone Quarry dynamite explosion, Easton PA -- 31
69. 1942 -- June 05, munitions explosion, Elwood Ordnance Plant, Joliet, IL --48-52
70. 1942 -- Nov 06, gunpowder explosion, Rochester Fire Works Co., East Rochester, NY-- 11
71. 1943 -- Mar 24, fragmentation bombs explos., Portage Ordnance Depot, Portage, OH -- 11
72. 1943 -- May 04, explosion, Triumph Explosives Inc. Munitions Plant, Elkton, MD -- 15
73. 1943 -- July 12, Nitramon test explosion mishap, Eglin Air Force Base, Pensacola, FL-- 17
74. 1943 -- Sep 17, depth charge explosion, Naval Air Station, Norfolk, VA --26-40
75. 1943 -- Nov 16, explosion, torpedo warheads/mines, Naval Mine Depot bldg. P-2, Yorktown, VA--7
76. 1943 -- Dec 07, Navy planes collide, bomb falls, Marines on ground die, Maui, HI<sup>588</sup> -- 20
77. 1944 -- Mar 13, anti-personnel surface mine explosion, Camp Robinson, Ark. -- 12  
1944 -- Apr 06, Naval Ammunition Depot explosion, near Hastings, NE -- 8
78. 1944 -- May 11, ammo dump at sea explosion, Hingham Depot boat, ~Boston Harbor, MA<sup>589</sup>-- 17
79. 1944 -- May 21, munitions explosion, six LSTs lost, West Loch, Pearl Harbor, HI -- 163
80. 1944 -- June 11, torpedo warheads explode, Naval Ammunition Depot, Oahu, HI -- 10
81. 1944 -- July 17, munitions ships explode while loading, Port Chicago, CA<sup>590</sup> --320-325
82. 1944 -- Sep 15, Naval Ammunition Depot explosion, near Hastings, NE -- 9-10
83. 1944 -- Nov 10, USS *Mount Hood* explosion, Seeadler Harbor, Manus Island<sup>591</sup> --372-378
84. 1944 -- Dec 05, torpedo magazine explodes, Naval Ammunition Depot, McAlester, OK-- 11
85. 1945 -- May 25, firebomb igniter explosion, Edgewood Arsenal, Aberdeen, MD -- 12  
1945 -- May 26, explosion, Pour Bldg., Cornhusker Ordnance Plant, Grand Island, NE-- 9
86. 1947 -- Apr 02, explosion and fire, Lawrence Brown **Fireworks** Plant, Clinton, MO<sup>592</sup>-- 12
87. 1947 -- Apr 16-17, ammonium nitrate explosion, *Grandcamp*, Texas City, TX<sup>593</sup> --581-600
88. 1950 -- May 19, munitions being moved explode, Raritan River Pier, South Amboy, NJ-- 31
89. 1953 -- Feb 12, fire, dynamite explosion, Hercules Powder Co., near Pinole, CA -- 12
90. 1954 -- July 16, explos./fire/explos., Kent Defense/**Fireworks** Mfg., Chestertown, MD-- 11
91. 1958 -- May 22, US Army Nike-Ajax missile explosion, Battery B ~Middleton, NJ -- 10
92. 1956 -- Dec 3, Luckenbach Steamship Co. pier fire, detonators explode, Brooklyn, NY<sup>594</sup>--10

<sup>587</sup> The intersection of State Highways 70 and 301, where collision occurred is just between Selma and Smithfield.  
Cross-listed in Highway events.

<sup>588</sup> Cross-listed under Aviation.

<sup>589</sup> Cross-listed in Maritime.

<sup>590</sup> Cross-listed under Maritime.

<sup>591</sup> Largest of the Admiralty Islands, and fifth largest island in Papua New Guinea

<sup>592</sup> Cross-listed in Fire-Structural.

<sup>593</sup> Cross-listed in Maritime and in Explosions subset "Chemicals." While ammonium nitrate is a chemical composition, and thus listed there so as not to be viewed as an oversight, this particular ammonium nitrate was produced at U.S. Ammunition Plants as bomb fill to be shipped to lead lease program partners.

**Explosions subset--Blasting agents/dynamite/fireworks/gunpowder/munitions--Chronological**  
**(Excludes Aviation, Maritime Boiler and Mine Gas Explosions)**

93. 1967 -- Feb 15, explosion, Lone Star Army Ammunition Plant, near Texarkana, TX -- 11  
 94. 1967 -- July 29, rocket explosion and fire, USS *Forrestal*, Gulf of Tonkin ops.<sup>595</sup> -- 134  
 95. 1968 -- Apr 06, gas & gunpowder explosion, fire, Marting Arms, Richmond, IN<sup>596</sup> -- 41
- 1970 -- June 8, TNT explosion, demolition trng., Green Berets killed, Fort Bragg, NC -- 7  
 96. 1970 -- Nov 11, liquid explosives explosion, Pan American Bird Creek test oil well ~Tulsa, OK--9  
 97. 1971 -- Feb 3, Thiokol Chemical Plant fire and trip flares explosion, Woodbine, GA -- 29
98. 1983 -- May 27, explosion, illegal fireworks factory, Webb's Bait Farm ~Benton, TN -- 11  
 99. 1989 -- Apr 19, *USS Iowa* No. 2 turret explosion, near Puerto Rico -- 47
100. 1995 -- Apr 19, terrorism, Alfred P. Murrah Federal bldg. bombing, Oklahoma City<sup>597</sup>--168  
 1998 -- Dec 11, explosion, Independence Professional Fireworks Co., Osseo, MI -- 7  
 1999 -- Mar 29, explosion, Independence Professional Fireworks Co., Osseo, MI -- 5

---

<sup>594</sup> Cross-listed in Fire-Structural in that fire was the precipitating event. All deaths were due to the explosion.

<sup>595</sup> Cross-listed under Maritime.

<sup>596</sup> Cross-listed under Fire, Structural.

<sup>597</sup> Cross-listed in Violence and in Fire-Structural (almost 40% of victims died from fire and smoke inhalation).

## EXPLOSIONS Subset – CHEMICALS – By Mortality

1. 1947 -- Apr 16-17, ammonium nitrate explosion, *Grandcamp*, Texas City, TX<sup>598</sup> --581-600
2. 1927 -- Apr 23, chemical explosions, fire / Briggs Manufacturing Co., Detroit, MI -- 23
3. 1888 -- Aug 22, Fire & Bleach Explosion, George Whiting Paper Mill, Neenah, WI<sup>599</sup>-- 18
4. 1947 -- Feb 20, Chemical Explosion, O'Connor Electroplating Works, Los Angeles, CA-- 17
5. 1860 -- Sep 21, Building falls during fire and explosion (alcohol), New Orleans, LA<sup>600</sup>-- 15
6. 2013 -- Apr 17, Explosion, Adair Grain and West Fertilizer Co., West, TX -- 15
7. 1965 -- Aug 25, Explosions (26)/Fire, Du Pont Chemical Corp., near Louisville, KY<sup>601</sup>-- 12
8. 1953 -- Sep 23, explosions (4), Lucidol organic peroxides plant, Tonawanda, NY -- 11
9. 1954 -- Oct 28, Chemical Explosion, Charles W. Berg Laboratories, Philadelphia, PA -- 11
10. 1980 -- July 24, Chemical Explos./Fire, Vogue Metal Crafts/Metgal Mfg., Queens NY<sup>602</sup>-- 11
  
11. 1898 -- Feb 26, Fire/Explosions, walls fall, Hall Brothers Chem., Kalamazoo, MI<sup>603</sup> -- 10
12. 1900 -- Oct 29, Fire and Explosions, Tarrant & Co. Drug Warehouse, NYC, NY<sup>604</sup> -->7->10
13. 1914 -- May 15, Chemical Explosion, Mexican Crude Rubber Co., Detroit, MI -- 10
14. 1940 -- July 30, Explosions/Conflagration, R. M. Hollingshead Plant, Camden, NJ -- 10
15. 1948 -- May 17, Koppers Co., coal tar distillation plant tank explosion & fire, Kearny, NJ--10
16. 1954 -- Oct 28, fumes/chemical tank explodes, Charles W. Berg Labs, Philadelphia, PA-- 10
17. 1962 -- May 10, Explosion, Chemical Reactor (Acrylic Polyamide), Toledo, OH -- 10
  
- Other:**  
1945 -- Apr 11, chemicals explode/fire, Super Products Co. plant., Des Moines, IA -- 8  
1892 -- May 21, Explosion and Fire, Aetna Pyrotechnic (**Fireworks**) Co., Hartford, CT-- 5

---

<sup>598</sup> Cross-listed in Maritime and in Explosions subset "Blasting Agents..." While ammonium nitrate is a chemical composition, and thus listed here so as not to be viewed as an oversight, this particular ammonium nitrate was produced at U.S. Ammunition Plants as bomb fill to be shipped to lead lease program partners.

<sup>599</sup> Cross-listed in Fire, Structural.

<sup>600</sup> Cross-listed in Fires, Structural.

<sup>601</sup> First explosion caused eleven deaths. Twelfth death was from burns several days later.

<sup>602</sup> Cross-listed in Fire, Structural

<sup>603</sup> Cross-listed in Fire, Structural -- all deaths were result of building failure following explosions, preceded by fire.

<sup>604</sup> Cross-listed in Fire in that a fire of undetermined source led to a series of explosions (which caused the fatalities).



**EXPLOSIONS Subset – CHEMICALS – Chronological**

1. 1860 -- Sep 21, building falls during fire and explosion (alcohol), New Orleans, LA<sup>605</sup>-- 15
2. 1888 -- Aug 22, fire and bleach explosion, George Whiting Paper Mill, Neenah, WI<sup>606</sup>-- 18
3. 1892 -- May 21, explosion and fire, Aetna Pyrotechnic (fireworks) Co., Hartford, CT -- 5
4. 1898 -- Feb 26, fire and explosions, walls fall, Hall Brothers Chem., Kalamazoo, MI<sup>607</sup>-- 10
  
5. 1900 -- Oct 29, fire and explosions, Tarrant & Co. Drug Warehouse, NYC, NY<sup>608</sup> --7->10
  
6. 1914 -- May 15, chemical explosion, Mexican Crude Rubber Co., Detroit, MI -- 10
  
7. 1927 -- Apr 23, chemical explosions and fire, Briggs Manufacturing Co., Detroit, MI -- 23
  
8. 1940 -- July 30, explosions and conflagration, R. M. Hollingshead Plant, Camden, NJ -- 10  
1945 -- Apr 11, chemicals explode/fire, Super Products Co. plant., Des Moines, IA -- 8
9. 1947 -- Feb 20, chemical explosion, O'Connor Electroplating Works, Los Angeles, CA-- 17
10. 1947 -- Apr 16-17, ammonium nitrate explosion, *Grandcamp*, Texas City, TX<sup>609</sup> --581-600
11. 1948 -- May 17, Koppers Co., coal tar distillation plant tank explosion/fire, Kearny, NJ-- 10
  
12. 1953 -- Sep 23, explosions (4), Lucidol organic peroxides plant, Tonawanda, NY -- 11
13. 1954 -- Oct 28, chemical explosion, Charles W. Berg Laboratories, Philadelphia, PA -- 11
14. 1956 -- Dec 03, waterfront pier fire and explosion, Brooklyn, NY<sup>610</sup> -- 10
  
15. 1962 -- May 10, explosion, chemical reactor (acrylic polyamide), Toledo, OH -- 10
16. 1965 -- Aug 25, Explosions (26)/Fire, Du Pont Chemical Corp., near Louisville, KY<sup>611</sup>-- 12
  
17. 1980 -- July 24, chemical explosion / fire, Vogue Metal Crafts/Metgal Mfg., Queens NY-- 11
  
18. 2013 -- Apr 17, explosion, Adair Grain and West Fertilizer Co., West, TX -- 15

---

<sup>605</sup> Cross-listed in Fires, Structural.

<sup>606</sup> Cross-listed in Fire, Structural.

<sup>607</sup> Cross-listed in Fire, Structural -- all deaths were result of building failure following explosions, preceded by fire.

<sup>608</sup> Cross-listed in Fire in that a fire of undetermined source led to a series of explosions (which caused the fatalities).

<sup>609</sup> Cross-listed in Maritime and in Explosions subset "Blasting Agents..." While ammonium nitrate is a chemical composition, and thus listed here so as not to be viewed as an oversight, this particular ammonium nitrate was produced at U.S. Ammunition Plants as bomb fill to be shipped to lead lease program partners.

<sup>610</sup> Cross-listed in Fire, Structural.

<sup>611</sup> First explosion caused eleven deaths. Twelfth death was from burns several days later.

**EXPLOSIONS Subset -- DUST (Excluding Mining) -- By Mortality**

1.	1919 -- May 22, dust explosion/fire, Douglas Starch Works, Cedar Rapids, IA	--43-44
2.	1924 -- Jan 03, starch dust explosion, Corn Products Refining Co., Pekin, IL	-- 42
3.	1977 -- Dec 22, dust explosion, Continental Grain Elevator, Westwego, La	-- 36
4.	1953 -- Apr 16, aluminum dust explosion/fire, Haber Corp. Metalworking, Chicago IL--	35
5.	1913 -- June 24, dust explosion, Husted Milling Feed Plant, Buffalo, NY	-- 33
6.	1878 -- May 02, flour dust explosion/fire, Washburne Flour Mills, Minneapolis MN	-- 18
7.	1977 -- Dec 27, Farmers Export Grain Elevator dust explosion,, Galveston, TX	-- 18
8.	1898 -- Sep 20, grain dust explosion and fire, Union grain elevator, Toledo, OH	--14-15
9.	1912 -- Nov 25, corn starch dust explosion, Corn Products Co., Waukegan, IL <sup>612</sup>	--14-15
10.	1948 -- Sep 07, Brach candy factory fire, starch dust explosions and fire, Chicago, IL	-- 15
11.	1919 -- Sep 13, Murray Elevator grain dust explosion, North Kansas City, MO	-- 14
12.	1890 -- Mar 27, starch dust explosion and fire, Chicago Sugar Refinery, Chicago, IL	-- 12
13.	1917 -- June 13, sugar dust explosion/fire, Amer. Sugar Refining Plant, Brooklyn, NY--	12
14.	1967 -- Feb 17, starch dust explosion and fire, Int. Latex Corp., Hawthorne, NJ	-- 11

**Other (5-9):**

	1916 -- June 13, dust explosion, grain elevator, Central Elevator Co., Baltimore, MD	-- 9
	1937 -- Apr 10, Charles A Krause Milling Co. dust explosion & fire, Greenfield, WI	-- 9
	1934 -- May 08, Missouri Pacific grain elevator dust explosions & fire, St. Louis, MO	-- 7
	2003 -- Feb 20, resin dust explosions and fire, CTA Acoustics, Corbin, Laurel County, KY--	7
	1920 -- Feb 26, aluminum plant dust explosion/female workers killed, Manitowoc, WI	-- 6
	1926 -- Apr 21, fire, sawdust explosion/fire, Marsh Wood Products Company, Milwaukee, WI--6	
	1938 -- Apr 04, grain dust explosion, nine-story grain elevator, New Orleans, LA	-- 6
	1945 -- Aug 29, aluminum dust explosion, Metals Disintegrating Co., Shrewsbury, MO	-- 6
	2003 -- Jan 29, dust explosion, West Pharmaceutical Services Plant, Kinston, NC	-- 6
	1960 -- Nov 08, Synvar Corp. resin products plant dust explosion and fire, Wilmington, DE--	5
	2001 -- Oct 03, explosions and fire, Pyro Design and Development, near Rochester, IN <sup>613</sup>	-- 5
	2002 -- May 16, fire, causing rubber dust explosion, Rouse Polymeric, Vicksburg, MS	-- 5

<sup>612</sup> Fourteen explosion/fire worker deaths. Young pregnant woman searching for body of relative she had been told had been killed (incorrectly) fainted at undertakers upon seeing mutilated bodies; died several days later in hospital.

<sup>613</sup> News articles of the time noted cause undetermined. The U.S. Chemical Safety and Hazard Investigation Board, however, included this explosion in Appendix A "Combustible Dust Fire and Explosion Incident Data," p. 85, in its Nov 2006 report: *Investigation Report: Combustible Dust Hazard Study* (Report No. 2006-H-1).

**EXPLOSIONS Subset -- DUST (Excluding Mining) -- Chronological**

1. 1878 -- May 02, flour dust explosion/fire, Washburne Flour Mills, Minneapolis MN -- 18
2. 1890 -- Mar 27, starch dust explosion and fire, Chicago Sugar Refinery, Chicago, IL -- 12
3. 1898 -- Sep 20, grain dust explosion and fire, Union grain elevator, Toledo, OH --14-15
4. 1912 -- Nov 25, corn starch dust explosion, Corn Products Co., Waukegan, IL<sup>614</sup> --14-15
5. 1913 -- June 24, dust explosion, Husted Milling Feed Plant, Buffalo, NY -- 33
- 1916 -- June 13, dust explosion, grain elevator, Central Elevator Co., Baltimore, MD -- 9
6. 1917 -- June 13, sugar dust explosion/fire, Amer. Sugar Refining Plant, Brooklyn, NY-- 12
7. 1919 -- May 22, dust explosion and fire, Douglas Starch Works, Cedar Rapids, IA --43-44
8. 1919 -- Sep 13, Murray Elevator grain dust explosion, North Kansas City, MO -- 14
- 1920 -- Feb 26, aluminum plant dust explosion/female workers killed, Manitowoc, WI-- 6
9. 1924 -- Jan 03, starch dust explosion, Corn Products Refining Co., Pekin, IL -- 42
- 1926 -- Apr 21, fire, sawdust explosion/fire, Marsh Wood Products Co., Milwaukee, WI-- 6
- 1934 -- May 08, Missouri Pacific grain elevator dust explosions & fire, St. Louis, MO-- 7
- 1937 -- Apr 10, Charles A Krause Milling Co. dust explosion & fire, Greenfield, WI -- 9
- 1938 -- Apr 04, grain dust explosion, nine-story grain elevator, New Orleans, LA -- 6
- 1945 -- Aug 29, aluminum dust explosion, Metals Disintegrating Co., Shrewsbury, MO-- 6
10. 1948 -- Sep 07, Brach candy factory fire, starch dust explosions and fire, Chicago, IL -- 15
11. 1953 -- Apr 16, aluminum dust explosion/fire, Haber Corp. Metalworking, Chicago IL-- 35
- 1960 -- Nov 08, Synvar Corp. resin products plant dust explosion/fire, Wilmington, DE-- 5
12. 1967 -- Feb 17, starch dust explosion, fire, International Latex Corp., Hawthorne, NJ -- 11
13. 1977 -- Dec 22, dust explosion, grain elevator, Westwego, La -- 36
14. 1977 -- Dec 27, Farmers Export Grain Elevator dust explosion,, Galveston, TX -- 18
- 2001 -- Oct 03, explosions and fire, Pyro Design and Development near Rochester, IN<sup>615</sup>-- 5
- 2002 -- May 16, fire leading to rubber dust explosion, Rouse Polymerics, Vicksburg, MS-- 5
- 2003 -- Jan 29, dust explosion, West Pharmaceutical Services Plant, Kinston, NC -- 6
- 2003 -- Feb 20, resin dust explosions/fire, CTA Acoustics, Corbin, Laurel County, KY-- 7

---

<sup>614</sup> Fourteen explosion/fire worker deaths. Young pregnant woman searching for body of relative she had been told had been killed (incorrectly) fainted at undertakers upon seeing mutilated bodies; died several days later in hospital.

<sup>615</sup> News articles of the time noted cause undetermined. The U.S. Chemical Safety and Hazard Investigation Board, however, included this explosion in Appendix A "Combustible Dust Fire and Explosion Incident Data," p. 85, in its Nov 2006 report: *Investigation Report: Combustible Dust Hazard Study* (Report No. 2006-H-1).

**EXPLOSIONS Subset – FUMES, FUEL VAPOR, NG/PG, LNG, LPG – By Mortality**  
**(Excludes Maritime Boiler & Mining)**

1. 1937 -- Mar 18, natural gas explosion, consolidated school, New London, TX --311-319
2. 1944 -- Oct 20, LNG tank explosions & fire, East Ohio Gas Co., Cleveland, OH<sup>616</sup> --128-136
3. 1963 -- Oct 31, bottled propane gas tank explosion, Indianapolis Coliseum, IN --74-75
4. 1973 -- Feb 10, fire/gas explosion/LNG tank concrete roof falls, Staten Island NY<sup>617</sup> -- 40
5. 1972 -- Feb 1, gas fumes explosion (lightning?), Tanker *V.A. Fogg*, off Galveston, TX<sup>618</sup>-- 39
6. 1996 -- Nov 21, propane gas explosion, Commercial Building, San Juan, Puerto Rico -- 33
7. 1927 -- Nov 14, natural gas tank explosion, Equitable Gas Co., Pittsburgh, PA -- 28
8. 1989 -- Oct 23, Phillips Petroleum Co. gas leak explosion, Pasadena, TX<sup>619</sup> -- 23
9. 1928 -- Nov 08, explosion, fire, Preble Box Toe Co. plant and house, Lynn, MA<sup>620</sup> --20-21
10. 1949 -- Dec 14, natural gas explosion, Swift & Co. Packing House, Sioux City, IA -- 21
11. 1965 -- Nov 24, natural gas explosion/fire, Nat. Guard Armory dance, Keokuk, IA<sup>621</sup> -- 21
12. 1976 -- Jan 10, Pathfinder (residential) Hotel natural gas explosion/fire, Fremont, NE<sup>622</sup>-- 20
13. 1972 -- Dec 15, coke oven gas explosion, Koppers Steel, Browns Isl., Weirton, WV -- 19
14. 1926 -- Nov 19, oil tanker *Mantilla* explos., Bethlehem Steel drydock, Sparrows Point, MD<sup>623</sup>-- 18
15. 1951 -- Sep 17, Shell Refinery cracking unit explosion/fire, Roxana, Wood River, IL<sup>624</sup>-- 18
16. 1963 -- Jan 02, Home Meat Packing Co. natural gas explosion, Terre Haute, IN -- 17
17. 1965 -- Mar 04, explosion/fire, natural gas pipeline, residential Natchitoches, LA -- 17
18. 1984 -- July 24, Union Oil Co. Refinery explosions and fire, Romeoville, IL<sup>625</sup> -- 17
19. 1944 -- Oct 21, vapor explosion/fire, USN LSMs 211/212, Berth 223, LA Harbor, CA-- 16
20. 1978 -- Feb 24, train derails Feb 22, LPG tank car leaks/explodes 24<sup>th</sup>, Waverly, TN -- 16
21. 1956 -- Aug 13, explosion, liquefied petroleum gas, Lariat Café, Monticello, UT -- 15
22. 1951 -- Feb 08, LPG vapor explosion, Minnesota Mining & Mfg., St. Paul, MN -- 14
23. 1973 -- Feb 02, natural gas explosion, hardware store and cafe, Eagle Grove, IA -- 14
24. 1902 -- Feb 05, gas explosion/fire, Trostle Butcher Shop, Archer & 22<sup>nd</sup>, Chicago, IL --11-13
25. 1940 -- Dec 17, natural gas explosion, Mercantile and apartment bldg., Cincinnati, OH-- 13
26. 1973 -- July 05, LP gas RR tank car fire & explosion, Doxel Gas Co., Kingman, AZ<sup>626</sup>-- 13
27. 1976 -- Aug 12, ethyl benzene fumes explode, Tenneco oil refinery tower, Chalmette, LA--13
28. 1943 -- Aug 19, naphtha vapors explosion, Congoleum-Nairn Inc. bldg. 12, Kearny, NJ-- 12
29. 1947 -- Jun 22, tankship *Markay* petroleum products loading vapor explos., LA CA<sup>627</sup>--10-12
30. 1957 -- Dec 05, natural gas explosion/fire, five downtown businesses, Villa Rica, GA<sup>628</sup>-- 12

<sup>616</sup> Cross-listed in Fire-Structural. At least 32 died in fires in nearby houses

<sup>617</sup> Cross-listed in Fire and Structural/Construction. This was an LNG tank which was being cleaned and worked-on. A flash fire called a residual gas explosion which caused the tank concrete cap to fall on workers.

<sup>618</sup> Cross-listed under Lightning and Maritime.

<sup>619</sup> Cross listed under Fire, Structural.

<sup>620</sup> Cross-listed in Fire-Structural.

<sup>621</sup> Cross-listed in Fire-Structural.

<sup>622</sup> Cross-listed in Fire-Structural.

<sup>623</sup> Cross-listed in Maritime.

<sup>624</sup> Cross-listed in Fire-Structural.

<sup>625</sup> Cross-listed in Fire-Structural, because fires were started by the explosions.

<sup>626</sup> Cross-listed in Hazardous Materials and in Rail.

<sup>627</sup> Cross-listed under Maritime.

<sup>628</sup> Cross-listed in Fire-Structural – there were fatalities from the explosion and from the resulting fire.

31. 1959 -- June 02, collision/fire/explosion, propane gas truck, ~Deer Lake, east PA<sup>629</sup> --11-12  
 32. 1985 -- Dec 16, gas explosion, Rocky Mt. Natural Gas Co., Glenwood Springs, CO -- 12  
 33. 2000 -- Aug 19, El Paso Natural Gas Pipeline Rupture and Fire, Carlsbad, NM<sup>630</sup> -- 12

**EXPLOSIONS** **Subset** – **FUMES, FUEL VAPOR, NG/PG, LNG, LPG** – **By Mortality** Cont.  
 (Excludes Maritime Boiler & Mining)

34. 1924 -- Aug 28, explosion, ammonia refrigeration tank, grocery, Des Moines, IA<sup>631</sup> -- 11  
 35. 1935 -- Oct 07, gas explosion, Glidden Soybean Processing Plant, Chicago, IL -- 11  
 36. 1942 -- June 03, gasoline explosion/fire, cleaning guns, Army Air Station, Stockton, CA-- 11  
 37. 1947 -- July 29, butane gas explosion/fire, Pauline's Beauty School, Harrisonburg, VA<sup>632</sup>--11  
 38. 1966 -- Jan 28, Paramount Hotel gas explosion and fire, Boston, MA -- 11  
 39. 1989 -- Oct 3, F/V *Northumberland* ruptures NG pipeline/explosion/fire ~Sabine Pass, TX<sup>633</sup>-- 11  
 40. 1910 -- Dec 19, train crash and gas explosion, Grand Central Station yard, NY<sup>634</sup> -- 10  
 41. 1916 -- Feb 16, gas explosion, Opera House collapses on Hitt Restaurant, Mexia, TX -- 9-10  
 42. 1932 -- Apr 14, natural gas explosion, State Office Building, Columbus, OH -- 10  
 43. 1937 -- Feb 05, flooding/bldg. gas leak/explosion, Floyd & Market St., Louisville, KY-- 10  
 44. 1944 -- Nov 21, car & truck collide, butane gas tank truck explosion, Denison, TX<sup>635</sup> -- 10  
 45. 1946 -- June 21, explosion (postulated as natural gas), Baker Hotel, Dallas, TX -- 10  
 46. 1953 -- Jan 27, gas line leak explosion/fire, Jones Electric Co., other stores, Aiken, SC<sup>636</sup>-- 10  
 47. 1960 -- July 18, explosion (gas) and fire, J.C. Penney Co. Dept. Store, Merrill, WI -- 10  
 48. 1962 -- July 25, brakes fail, propane LPG tanker truck crash/explos./fire, Berlin, NY<sup>637</sup>-- 10

**Sampling of some other events with fewer than ten fatalities:**

- 1946 -- July 18, butane gas explosion, Christy's Spa & 3 frame buildings, Onset, MA -- 9  
 1968 -- Jan 10, natural gas explosion demolishes two adjoining homes, Reading, PA -- 9  
 1988 -- Dec 23, propane tanker hits wall explodes; parts hit house, cars, Memphis TN<sup>638</sup> -- 9  
 1901 -- Aug 5, gasoline tank explosion, grocery store cellar, Locust street, Philadelphia PA-- 8  
 1940 -- Nov 28, natural gas explosion & fire, Richey Gilbert Warehouse, Toppenish, WA -- 8  
 1972 -- Dec 9, natural gas leak explosion, two bldgs. collapse, downtown Clinton, MO -- 8  
 1946 -- Feb 19, natural gas explosion & fire, apartment building, New Orleans, LA -- 7  
 1958 -- Jan 16, gas explosion, Merchants Ice and Cold Storage Co., Richmond, VA -- 7  
 1963 -- Mar 29, natural gas leak explosion, Supreme Cleaners, Tucson, AZ -- 7  
 1949 -- Apr 10, explosion, propane gas furnace leak, St. Mary's Church, Marion, SD -- 6

<sup>629</sup> Cross-listed in Road/Highway.

<sup>630</sup> Cross-listed in Fire-Structural, and in Structural Failures.

<sup>631</sup> Ten of the eleven died after the explosion from exposure to the ammonia fumes.

<sup>632</sup> Cross-listed in Fire, Structural, though most if not all deaths were caused by explosion and building destruction.

<sup>633</sup> Cross-listed in Explosions in that the pipeline the fishing vessel *Northumberland* hit was not where it should have been, under the sea-floor, and the natural gas explosion and resulting fire on the boat led to the loss of life.

<sup>634</sup> Cross-listed under Rail.

<sup>635</sup> Cross-listed in Hazardous Materials and in Road/Highway/Vehicular Events.

<sup>636</sup> Most, if not all, the deaths were thought to have been the direct result of the explosion and not the resulting fire.

<sup>637</sup> Cross-listed in Road/Highway/Vehicular Events.

<sup>638</sup> Cross-listed in Hazardous Materials and in Road/Highway/Vehicular Events

**EXPLOSIONS Subset – FUMES, FUEL VAPOR, NG/PG, LNG, LPG – Chronological**  
**(Excludes Maritime Boiler & Mining)**

- 1901 -- Aug 05, gasoline tank explosion, grocery store cellar, Locust St., Philadelphia PA-- 8
1. 1902 -- Feb 05, gas explosion/fire, Trostle Butcher Shop, Archer & 22<sup>nd</sup>, Chicago, IL --11-13
  2. 1910 -- Dec 19, train crash leads to gas explosion, Grand Central Station yard, NY<sup>639</sup> -- 10
  3. 1916 -- Feb 16, gas explosion, Opera House collapses on Hitt Restaurant, Mexia, TX -- 9-10
  4. 1924 -- Aug 28, explosion, ammonia refrigeration tank, Grocery, Des Moines, IA<sup>640</sup> -- 11
  5. 1926 -- Nov 19, Oil tanker *Mantilla* explos., Bethlehem Steel drydock, Sparrows Point, MD<sup>641</sup>-- 18
  - 1927 -- Jan 26, gas explosion, Mormon recreation hall, basketball game, Turner, ID -- 7
  6. 1927 -- Nov 14, natural gas tank explosion, Equitable Gas Co., Pittsburgh, PA -- 28
  7. 1928 -- Nov 08, explosion and fire, Preble Box Toe Co. plant and house, Lynn, MA<sup>642</sup>--20-21
  8. 1932 -- Apr 14, natural gas explosion, State Office Building, Columbus, OH -- 10
  9. 1935 -- Oct 07, gas explosion, Glidden Soybean Processing Plant, Chicago, IL -- 11
  10. 1937 -- Feb 05, flooding/bldg. gas leak & explos., Floyd & Market St., Louisville, KY-- 10
  11. 1937 -- Mar 18, natural gas explosion, consolidated school, New London, TX --311-319
  - 1940 -- Nov 28, natural gas explosion & fire, Richey Gilbert Warehouse, Toppenish, WA-- 8
  12. 1940 -- Dec 17, natural gas explosion, mercantile and apartment bldg., Cincinnati, OH-- 13
  13. 1942 -- June 03, gasoline explosion/fire, cleaning guns, Army Air Station, Stockton, CA-- 11
  14. 1943 -- Aug 19, naphtha vapors explosion, Congoleum-Nairn Inc. bldg. 12, Kearny, NJ-- 12
  15. 1944 -- Oct 20, LNG tank explosions & fire, East Ohio Gas Co., Cleveland, OH<sup>643</sup> --128-136
  16. 1944 -- Oct 21, vapor explosion/fire, USN LSMs 211/212, Berth 223, LA Harbor, CA-- 16
  17. 1944 -- Nov 21, car/truck collision, butane gas tank truck explosion, Denison, TX<sup>644</sup> -- 10
  - 1946 -- Feb 19, natural gas explosion & fire, apartment building, New Orleans, LA -- 7
  18. 1946 -- June 21, explosion (postulated as natural gas), Baker Hotel, Dallas, TX -- 10
  - 1946 -- July 18, butane gas explosion, Christy's Spa & 3 frame buildings, Onset, MA -- 9
  19. 1947 -- June 22, tankship *Markay* petrol. products loading vapor explosion, LA CA<sup>645</sup>--10-12
  20. 1947 -- July 29, butane gas explosion/fire, Pauline's Beauty School, Harrisonburg, VA<sup>646</sup>--11
  - 1949 -- Apr 10, propane gas furnace leak explosion, St. Mary's Church, Marion, SD -- 6
  21. 1949 -- Dec 14, natural gas explosion, Swift & Co. Packing House, Sioux City, IA -- 21
  22. 1951 -- Feb 08, LPG vapor explosion, Minnesota Mining & Mfg., St. Paul, MN -- 14
  23. 1951 -- Sep 17, Shell Refinery cracking unit explosion/fire, Roxana, Wood River, IL<sup>647</sup>-- 18
  24. 1953 -- Jan 27, gas line leak explosion/fire, Jones Electric Co., other stores, Aiken, SC<sup>648</sup>--10

---

<sup>639</sup> Cross-listed under Rail.

<sup>640</sup> Ten of the eleven died after the explosion from exposure to the ammonia fumes.

<sup>641</sup> Cross-listed in Maritime.

<sup>642</sup> Cross-listed in Fire-Structural.

<sup>643</sup> Cross-listed in Fire-Structural. At least 32 died in fires in nearby houses

<sup>644</sup> Cross-listed in Hazardous Materials and in Highway/Vehicular.

<sup>645</sup> Cross-listed under Maritime.

<sup>646</sup> Cross-listed in Fire, Structural, though most if not all deaths were caused by explosion and building destruction.

<sup>647</sup> Cross-listed in Fire, Structural.

25. 1956 -- Aug 13, liquefied petroleum gas explosion, Lariat Café, Monticello, UT -- 15  
 26. 1957 -- Dec 05, natural gas explosion/fire, five downtown businesses, Villa Rica, GA<sup>649</sup>-- 12  
 1958 -- Jan 16, gas explosion, Merchants Ice and Cold Storage Co., Richmond, VA -- 7  
 27. 1959 -- June 02, propane gas truck collision, fire, explosion, ~Deer Lake, east PA<sup>650</sup> --11-12

**EXPLOSIONS Subset – FUMES, FUEL VAPOR, NG/PG, LNG, LPG – Chronological**  
**(Excludes Maritime Boiler & Mining)**

28. 1960 -- July 18, explosion (gas) and fire, J.C. Penney Co. Dept. Store, Merrill, WI -- 10  
 29. 1962 -- July 25, brakes fail, propane LPG tanker truck crash/explos./fire, Berlin, NY<sup>651</sup>-- 10  
 30. 1963 -- Jan 02, Home Meat Packing Co. natural gas explosion, Terre Haute, IN -- 17  
 1963 -- Mar 29, natural gas leak explosion, Supreme Cleaners, Tucson, AZ -- 7  
 31. 1963 -- Oct 31, bottled propane gas tank explosion, Indianapolis Coliseum, IN --74-75  
 32. 1965 -- Mar 04, natural gas pipeline explosion and fire, residential Natchitoches, LA -- 17  
 33. 1965 -- Nov 24, natural gas explosion and fire, Nat. Guard Armory dance, Keokuk, IA<sup>652</sup>--21  
 34. 1966 -- Jan 28, Paramount Hotel gas explosion and fire, Boston, MA -- 11  
 1968 -- Jan 10, natural gas explosion demolishes two adjoining homes, Reading, PA -- 9  
  
 35. 1972 -- Feb 01, gas fumes explosion (lightning?), tanker *V.A. Fogg*, off Galveston, TX<sup>653</sup>--39  
 36. 1972 -- Dec 09, natural gas leak explosion, two bldgs. collapse, downtown Clinton, MO-- 8  
 37. 1972 -- Dec 15, coke oven gas explosion, Koppers Steel, Browns Island, Weirton, WV-- 19  
 38. 1973 -- Feb 02, natural gas explosion, hardware store and cafe, Eagle Grove, IA -- 14  
 39. 1973 -- Feb 10, fire/gas explosion/LNG tank, concrete roof falls, Staten Island, NY<sup>654</sup> -- 40  
 40. 1973 -- July 05, LP gas RR tank car fire & explosion, Doxel Gas Co., Kingman, AZ<sup>655</sup>-- 13  
 41. 1976 -- Jan 10, Pathfinder (residential) Hotel natural gas explosion/fire, Fremont, NE<sup>656</sup>-- 20  
 42. 1976 -- Aug 12, ethyl benzene fumes explode, Tenneco oil refinery tower, Chalmette, LA--13  
 43. 1978 -- Feb 24, train derails Feb 22, LPG tank car leaks/explodes 24<sup>th</sup>, Waverly, TN -- 16  
  
 44. 1984 -- July 24, Union Oil Co. Refinery explosions and fire, Romeoville, IL<sup>657</sup> -- 17  
 45. 1985 -- Dec 16, gas explosion, Rocky Mt. Natural Gas Co., Glenwood Springs, CO -- 12  
 1988 -- Dec 23, propane tanker hits wall explodes; parts hit house, cars, Memphis TN<sup>658</sup>-- 9  
 46. 1989 -- Oct 3, F/V *Northumberland* ruptures NG pipeline/explosion/fire ~Sabine Pass, TX<sup>659</sup>-- 11  
 47. 1989 -- Oct 23, Phillips Petroleum Co. gas leak explosion, Pasadena TX<sup>660</sup> -- 23

<sup>648</sup> Most, if not all, the deaths were thought to have been the direct result of the explosion and not the resulting fire.

<sup>649</sup> Cross-listed in Fire-Structural – there were fatalities from the explosion and from the resulting fire.

<sup>650</sup> Cross-listed in Road/Highway.

<sup>651</sup> Cross-listed in Road/Highway Vehicle Events.

<sup>652</sup> Cross-listed in Fire, Structural.

<sup>653</sup> Cross-listed under Lightning and Maritime.

<sup>654</sup> Cross-listed in Fire and Structural/Construction. This was an LNG tank which was being cleaned and worked-on.

A flash fire called a residual gas explosion which caused the tank concrete cap to fall on workers.

<sup>655</sup> Cross-listed in Hazardous Materials and in Rail.

<sup>656</sup> Cross-listed in Fire-Structural.

<sup>657</sup> Cross-listed in Fire-Structural, because fires were started by the explosions.

<sup>658</sup> Cross-listed in Hazardous Materials and in Road/Highway/Vehicular Events

<sup>659</sup> Cross-listed in Explosions in that the pipeline the fishing vessel *Northumberland* hit was not where it should have been, under the sea-floor, and the natural gas explosion and resulting fire on the boat led to the loss of life.

<sup>660</sup> Cross listed under Fire, Structural.

**Explosions – Fuel Fumes, Gas – Chronological:**

48. 1996 -- Nov 21, propane gas explosion, commercial building, San Juan, Puerto Rico -- 33
49. 2000 -- Aug 19, El Paso Natural Gas pipeline rupture and fire, Carlsbad, NM<sup>661</sup> -- 12

---

<sup>661</sup> Cross-listed in Fire-Structural, and in Structural Failures.



**EXPLOSIONS Subset – GASOLINE, KEROSENE, NAPHTHA, OIL – By Mortality**

1. 1915 -- Sep 27, rail tank car gasoline explosion, Ardmore, OK<sup>662</sup> --40-44
2. 1902 -- May 12, explosion, freight train oil and naphtha cars, Sheraden, PA<sup>663</sup> --20-29
3. 1956 -- Jan 17, gasoline explosion/fire, SS *Salem Maritime*, terminal, Rose Bluff, LA<sup>664</sup>-- 21
4. 1956 -- July 29, fire/explosion, McKee tank farm, Shamrock Oil & Gas, ~Sun Ray TX<sup>665</sup>--19
5. 1951 -- Sep 17, Shell Refinery Dubbs 17 cracking unit explos./fire, Wood River, IL<sup>666</sup>-- 18
6. 1903 -- Mar 09, train wreck & fire, delayed oil/gasoline tanker explosion, Olean, NY<sup>667</sup>-- 17
7. 1921 -- Sep 14, explosion & fire, Atlantic Refining Co., Point Breeze, Philadelphia, PA<sup>668</sup>--16
8. 1947 -- Dec 25, gas thrown on stove/explos., Washoe tribe gambling house, Dresslerville, NV --14-15
9. 1954 -- Dec 24, explos./fire, kerosene thrown in stove, tenant farmhouse ~Parkin, AR<sup>669</sup>-- 13
10. 1923 -- May 9, explosion and fire, J.K. Hughes Co, McKie Oil Well, Corsicana, TX -- 12
  
11. 1903 -- Apr 23, Northwestern Star Oil Plant explosion, Minneapolis, MN --10-11
12. 1924 -- Aug 29, gasoline tank explosion, People's Natural Gas, Pittsburgh, PA -- 11
13. 1942 -- June 03, gasoline explosion/fire, cleaning guns, Army Air Station, Stockton, CA-- 11
14. 1919 -- Nov 17, oil explosion, oil tank, Standard Oil Company, Hays, KS -- 10
15. 1933 -- June 02, oil explosion, Richfield Meandor Oil Refinery, Long Beach, CA -- 10
16. 1946 -- Oct 03, explosions/fire, alkylolation unit fractionating tower, Sun Oil Co., Marcus Hook, PA-- 10
  
- 1954 -- Mar 19, kerosene explodes, home woodstove, Spider Ridge, ~Parkersburg, WV<sup>670</sup>-- 9
- 1933 -- Mar 25, gasoline stove explosion under whisky still, home fire, near Fargo, OK<sup>671</sup>-- 7
- 1954 -- Apr 10, kerosene splashed on home stove live coals explodes, fire, Columbia AL-- 7
- 1954 -- Apr 03, explosion and fire, kerosene poured in home stove, Glouster, OH<sup>672</sup> -- 6
- 1959 -- Aug 18, service station fire/gasoline storage tank explosion, Kansas City, KS -- 6

---

<sup>662</sup> Cross-listed in Hazardous Materials and in Rail.

<sup>663</sup> Cross-listed in Rail.

<sup>664</sup> Cross-listed in Hazardous Materials Transportation and in Maritime.

<sup>665</sup> Cross-listed in Fire-Structural in that a fire was precipitating event – all deaths were due to the explosion.

<sup>666</sup> Cross-listed in Fire, Structural.

<sup>667</sup> Cross-listed in Fire and in Rail.

<sup>668</sup> Cross-listed in Fire-Structural. A Naphtha still exploded.

<sup>669</sup> Cross-listed in Fire-Structural. The deaths were caused by burning fuel thrown onto the victims.

<sup>670</sup> Cross-listed in Fire-Structural. Burning kerosene was thrown on some if not all victims; home burned to ground.

<sup>671</sup> When the stove exploded burning gasoline was thrown onto the sleeping victims in a one-room farm house.

<sup>672</sup> Cross listed in Fire-structural.

**EXPLOSIONS Subset – GASOLINE, KEROSENE, NAPHTHA, OIL – Chronological**

1. 1902 -- May 12, explosion, freight train oil and naphtha cars, Sheraden, PA<sup>673</sup> --20-29
2. 1903 -- Mar 09, train wreck and fire, delayed oil/gasoline tanker explosion, Olean, NY<sup>674</sup>--17
3. 1903 -- Apr 23, Northwestern Star Oil Plant explosion, Minneapolis, MN --10-11
  
4. 1915 -- Sep 27, rail tank car gasoline explosion, Ardmore, OK<sup>675</sup> --40-44
5. 1919 -- Nov 17, oil explosion, oil tank, Standard Oil Company, Hays, KS -- 10
  
6. 1921 -- Sep 14, explosion / fire, Atlantic Refining Co., Point Breeze, Philadelphia, PA<sup>676</sup>-- 16
7. 1923 -- May 09, explosion and fire, J.K. Hughes Co, McKie Oil Well, Corsicana, TX -- 12
8. 1924 -- Aug 29, gasoline tank explosion, People's Natural Gas, Pittsburgh, PA -- 11
  
- 1933 -- Mar 25, gasoline stove explosion under whisky still, home fire, ~Fargo, OK<sup>677</sup>-- 7
  
9. 1933 -- June 02, oil explosion, Richfield Meador Oil Refinery, Long Beach, CA -- 10
  
10. 1942 -- June 03, gasoline explosion/fire, cleaning guns, Army Air Station, Stockton, CA-- 11
11. 1946 -- Oct 03, explosions/fire, alkylolation unit fractionating tower, Sun Oil Co., Marcus Hook, PA-- 10
12. 1947 -- Dec 25, gas thrown on stove/explos., Washoe tribe gambling house, Dresslerville, NV --14-15
  
13. 1951 -- Sep 17, Shell Refinery Dubbs 17 cracking unit explos./fire, Wood River, IL<sup>678</sup>-- 18
- 1954 -- Mar 19, kerosene explodes, home woodstove, Spider Ridge, ~Parkersburg, WV<sup>679</sup>-- 9
- 1954 -- Apr 03, explosion and fire, kerosene poured in home stove, Glouster, OH<sup>680</sup> -- 6
- 1954 -- Apr 10, kerosene splashed on home stove live coals explodes, fire, Columbia AL-- 7
14. 1954 -- Dec 24, explos./fire, kerosene thrown in stove, tenant farmhouse ~Parkin, AR<sup>681</sup>-- 13
15. 1956 -- Jan 17, gasoline explosion/fire, SS *Salem Maritime*, terminal, Rose Bluff, LA<sup>682</sup>-- 21
16. 1956 -- July 29, fire/explosion, McKee tank farm, Shamrock Oil & Gas, ~Sun Ray TX<sup>683</sup>--19
- 1959 -- Aug 18, service station fire/gasoline storage tank explosion, Kansas City, KS -- 6

---

<sup>673</sup> Cross-listed in Rail.

<sup>674</sup> Cross-listed in Fire and in Rail.

<sup>675</sup> Cross-listed in Hazardous Materials and in Rail.

<sup>676</sup> Cross-listed in Fire-Structural. Naphtha still exploded.

<sup>677</sup> When the stove exploded burning gasoline was thrown onto the sleeping victims in a one-room farm house.

<sup>678</sup> Cross-listed in Fire, Structural.

<sup>679</sup> Cross-listed in Fire-Structural. Burning kerosene was thrown on some if not all victims; home burned to ground.

<sup>680</sup> Cross listed in Fire-structural.

<sup>681</sup> Cross-listed in Fire-Structural. The deaths were caused by burning fuel thrown onto the victims.

<sup>682</sup> Cross-listed in Hazardous Materials Transportation and in Maritime.

<sup>683</sup> Cross-listed in Fire-Structural in that a fire was precipitating event – all deaths were due to the explosion.

**EXPLOSIONS (Industrial/Commercial) Subset – MACHINERY, BOILERS, ENGINES**  
**(Excludes Maritime & Mining) – By MORTALITY – Deadliest American**

1.	1850 -- Feb 04, boiler explosion, Taylor & Co., Hague St., Manhattan, NY <sup>684</sup>	--60-75
2.	1905 -- Mar 20, boiler explosion & fire, Grover & Co. Shoe Factory, Brockton, MA <sup>685</sup> --	58
3.	1895 -- Nov 06, <i>Evening Journal</i> Building boiler explosion & fire, Detroit, MI	--37-40
4.	1912 -- Mar 18, boiler explosion, train engine, So. Pacific Yard, San Antonio TX	-- 36
5.	1907 -- Jan 09, explosion, Eliza Furnaces, Jones & Laughlin Steel, Pittsburgh, PA	--12-34
6.	1901 -- Nov 26, boiler explosion and fire, Penberthy Injector Co., Detroit, MI	--29-30
7.	1919 -- Nov 22, stove explosion/fire/crushing, dance hall/store, Ville Platte LA <sup>686</sup>	--25-28
8.	1867 -- Jun 06, Geasy & Ward's Cabinet Makers boiler explosion & fire, Philly, PA	--22-27
9.	1869 -- Oct 01, boiler explosion, Power Hall, State Fair, Indianapolis, IN	--21--27
10.	1895 -- Aug 19, boiler explosion and fire, Gumry Hotel, Denver, CO	-- 25
11.	1889 -- Feb 17, Park Central Hotel boiler explosion & bldg. collapse, Hartford, CT	--21-23
12.	1962 -- Oct 03, boiler explosion, NY Telephone Company building, Manhattan, NY	-- 23
13.	1867 -- Nov 08, boiler explosion, Reese & Co. Rolling-Mill, Pitt Township, PA	--17-20
14.	1887 -- Apr 23, boiler explosion, Passaic Rolling Mills, Paterson, NJ	-- 20
15.	1902 -- Aug 20, explosion, wood digesters, Delaware Pulp Mills, Wilmington, DE	-- 17
16.	1910 -- Dec 29, boiler explosion, Morewood Lake Ice Co., south of Pittsfield, MA	-- 17
17.	1921 -- Sep 14, naphtha still explosion, Atlantic Refining Co., Point Breeze, Philly PA	--14-16
18.	1901 -- Dec 19, blast furnace gas explosion, Jones & Laughlin Co., Pittsburgh, PA	--10-15
19.	1902 -- Nov 29, boiler explosion, Swift & Co. Power Plant, Chicago, IL	--13-15
20.	1881 -- Jan 6, Big Puddle boiler explosion, Allentown Rolling Mill Co., PA	--13-14
21.	1928 -- Feb 10, vaporizer explosion/fire, Beacon Oil Co. Refining Plant, Everett, MA <sup>687</sup> --	14
22.	1910 -- May 17, boiler explosion, American Sheet and Tin Plate Co., Canton, OH	-- 13
23.	1860 -- Sep 24, boiler explosion, W. W. Wallace Marble Works, Pittsburgh, PA	--10-12
24.	1897 -- July 06, wheat thrashing machine boiler explosion, Hartsville area, TN	-- 9-12
25.	1911 -- Feb 08, boiler explosion, MO, KS & TX Rail Roundhouse, Smithville, TX	-- 12
26.	1901 -- Aug 18, blast furnace explosion, National Steel Co., Youngstown, OH	-- 9-11
27.	1866 -- Sep 12, boiler explosion, S&G Rork Sawing Mill, Albany, NY	-- 10
28.	1892 -- Mar 21, Lumber Co. mill No. 2 boiler explosion, East Jordan, MI	-- 7-10
29.	1901 -- Mar 11, boiler explosion, Doremus Laundry, 458 W. Madison, Chicago, IL	-- ~10
30.	1908 -- Aug 10, boiler explosion, Susquehanna Iron & Steel Co., York, PA	-- 10

**Other:**

	1903 -- Mar 31, blast furnace explosion, Edgar Thomson Plant, Braddock, PA	-- 9
	1933 -- Mar 25, gasoline stove explosion under whisky still, home fire, ~Fargo, OK <sup>688</sup> --	7
	1982 -- Jan 19, water heater explosion, Star Elementary School cafeteria, Spencer, OK--	7
	2010 -- Apr 02, explosion (heat exchanger), Tesoro Refinery, Anacortes, WA	-- 7
	1999 -- Feb 01, boiler explosion, Ford Motor's River Rouge complex, Dearborn, MI	-- 6

<sup>684</sup> Cross-listed in Fire, Structural.

<sup>685</sup> Cross-listed under Fire.

<sup>686</sup> Cross-listed in Fires/Structural and in Violence/Tramplng.

<sup>687</sup> Cross-listed in Fires-Structural. Most deaths were from the vaporizer explosion and a few from the resulting fire.

<sup>688</sup> When the stove exploded burning gasoline was thrown onto the sleeping victims in a one-room farm house.

**Machinery Explosions – continued:**

1891 -- June 3, Boiler Explosion, Dusard Brothers' Saw Mill, near Fayetteville, IN -- 5

**EXPLOSIONS (Industrial/Commercial) Subset – MACHINERY, BOILERS, ENGINES**  
**(Excludes Maritime/Mining) – CHRONOLOGICAL – Deadliest American**

1. 1850 -- Feb 04, boiler explosion, Taylor & Co., Hague St., Manhattan, NY<sup>689</sup> --60-75
2. 1854 -- Mar 02 , boiler explosion/fire, Fales & Gray RR Car Works, Hartford, CT -- 21
  
3. 1866 -- Sep 12, boiler explosion, S&G Rork Sawing Mill, Albany, NY -- 10
4. 1867 -- June 06, Geasy & Ward's Cabinet Makers boiler explosion & fire, Philly, PA --22-27
5. 1867 -- Nov 08, boiler explosion, Reese & Co. Rolling-Mill, Pitt Township, PA --17-20
  
6. 1881 -- Jan 06, Big Puddle boiler explosion, Allentown Rolling Mill Co., PA --13-14
7. 1887 -- Apr 23, boiler explosion, Passaic Rolling Mills, Paterson, NJ -- 20
8. 1889 -- Feb 17, Park Central Hotel boiler explosion & bldg. collapse, Hartford, CT --21-23
  
- 1891 -- June 03, boiler explosion, Dusard Brothers' Saw Mill, near Fayetteville, IN -- 5
9. 1892 -- Mar 21, East Jordan Lumber Co. mill No. 2 boiler explosion, East Jordan, MI -- 7-10
10. 1895 -- Aug 19, boiler explosion and fire, Gumry Hotel, Denver, CO -- 25
11. 1895 -- Nov 06, *Evening Journal* Building boiler explosion and fire, Detroit, MI --37-40
12. 1897 -- July 06, wheat thrashing machine boiler explosion, Hartsville area, TN -- 9-12
  
13. 1901 -- Mar 11, boiler explosion, Doremus Laundry, 458 W. Madison, Chicago, IL -- ~10
14. 1901 -- Aug 18, blast furnace explosion, National Steel Company, Youngstown, OH -- 9-11
15. 1901 -- Nov 26, boiler explosion and fire, Penberthy Injector Company, Detroit, MI --29-30
16. 1901 -- Dec 19, blast furnace gas explosion, Jones & Laughlin Com., Pittsburgh, PA --10-15
17. 1902 -- Aug 20, explosion, wood digesters, Delaware Pulp Mills, Wilmington, DE -- 17
18. 1902 -- Nov 29, boiler explosion, Swift & Co. Power Plant, Chicago, IL --13-15
- 1903 -- Mar 31, blast furnace explosion, Edgar Thomson Plant, Braddock, PA -- 9
19. 1905 -- Mar 20, boiler explosion/fire, Grover & Co. Shoe Factory, Brockton, MA -- 58
20. 1907 -- Jan 09, explosion, Eliza Furnaces, Jones & Laughlin Steel, Pittsburgh, PA --12-34
21. 1908 -- Aug 10, boiler explosion, Susquehanna Iron & Steel Company, York, PA -- 10
  
22. 1910 -- May 17, boiler explosion, American Sheet and Tin Plate Com., Canton, OH -- 13
23. 1910 -- Dec 29, boiler explosion, Morewood Lake Ice Com., south of Pittsfield, MA -- 17
24. 1911 -- Feb 08, boiler explosion, MO, KS & TX Rail Roundhouse, Smithville, TX -- 12
25. 1912 -- Mar 18, boiler explosion, train engine, So. Pacific Yard, San Antonio TX -- 36
26. 1919 -- Nov 22, stove explosion/fire/crushing, dance hall/store, Ville Platte LA<sup>690</sup> --25-28
  
27. 1921 -- Sep 14, naphtha still explosion, Atlantic Refining Co., Point Breeze, Philly PA --14-16
28. 1928 -- Feb 10, vaporizer explosion/fire, Beacon Oil Co. Refining Plant, Everett, MA<sup>691</sup>-- 14
  
29. 1962 -- Oct 03, boiler explosion, NY Telephone Company building, Manhattan, NY -- 23
  
- 1982 -- Jan 19, water heater explosion, Star Elementary School cafeteria, Spencer, OK-- 7

<sup>689</sup> Cross-listed in Fire, Structural.

<sup>690</sup> Cross-listed in Fires/Structural and in Violence/Trampling.

<sup>691</sup> Cross-listed in Fires-Structural. Most deaths were from the vaporizer explosion and a few from the resulting fire.

**Explosions – Machinery – continued:**

1999 -- Feb 01, boiler explosion, Ford Motor's River Rouge complex, Dearborn, MI	--	6
2010 -- Apr 02, explosion (heat exchanger), Tesoro Refinery, Anacortes, WA	--	7

**EXPLOSION Subset – Deadliest American – OTHER or UNKNOWN Cause**

1. 1887 -- Nov 1, Newman's Grocery Store and tenement explosion/fire,, St. Louis, MO -- 8-10
2. 1919 -- Jan 07, Film Exchange explosion and fire, Penn Ave., Pittsburgh, PA<sup>692</sup> --10-12
3. 1928 -- Apr 13, Bond Dance Hall explosion, building collapse/fire, West Plains, MO --37-40
4. 1946 -- Feb 02, Jennings Hall Home for Aged explosion and fire, Garfield Heights, OH-- 14
5. 1949 -- Mar 3, home coal stove explos./fire/kerosene added, Fox Lake, Lakewood, 12M ~Muskegon MI-11
6. 1955 -- Aug 10, Gateway Restaurant explosion (sewer gas?) and fire, Andover, OH<sup>693</sup>-- 22
7. 2010 -- Apr 20, drill rig *Deepwater Horizon* explosion, Gulf of Mexico, ~50M S of LA-- 11

---

<sup>692</sup> Cross-listed in Fire.

<sup>693</sup> Cross-listed in Fire-Structural.

### Multiple-Death Fires (All Types --Top Ten)<sup>694</sup>

1. 1906 -- Apr 18, Earthquake, Fire, Landslides, San Francisco & vicinity, CA<sup>695</sup> --3,000-5,000
2. 2001 -- Sep 11, World Trade Center Terrorist Attack and Fires, NYC, NY<sup>696</sup> --2,666
3. 1871 -- Oct 8-9, Wildfires, both sides Bay of Green Bay, esp. Peshtigo; Birch Creek, MI--1,228-2,400
4. 1865 -- Apr 27, Steamer *Sultana* explodes/burns, MS. Riv., Redman Point, AR<sup>697</sup>--1,547-1,947
5. 1904 -- Jun 15, Fire, *General Slocum* Excursion Steamer, East Riv., NYC, NY -- 957-1,200
6. 1903 -- Dec 30, Fire, suffocation, trampling, Iroquois Theater, Chicago, IL<sup>698</sup> -- 602
7. 1918 -- Oct 12, Forest Fires, Cloquet, Moose Lake, many towns, northeast MN --453-559
8. 1894 -- Sep 01, Wildfires, Hinckley; also Pokegama, Sandstone, MN; also WI/≥9 --445->500
9. 1942 -- Nov 28, Fire/trampling/suffocation, Coconut Grove Nightclub, Boston, MA<sup>699</sup>-- 498
10. 1900 -- Jun 30, Fire, Lloyd Piers, Ships, North German Line, Hoboken, NJ --300-400

---

<sup>694</sup> Includes Forest/wildfires, maritime fires, structural fires and 911 terrorism event. Have used death toll for all types of death in the 1906 San Francisco earthquake, given uncertainty over range of deaths attributable solely to fire (burns, however, were the leading cause of death -- see 1906 SF Earthquake document.)

<sup>695</sup> Cross-listed in Earthquake and in Landslides, in that there were a small number of deaths due to slides.

<sup>696</sup> Cross-listed in Violence-Terrorism section.

<sup>697</sup> We are not implying that these deaths were all attributable to fire -- that is unknown. Many died from the explosion, some from scalding from the released boiler steam, some from drowning and others from hypothermia in the water, as examples. We do know that the boat burned to the waterline and many who could not swim stayed on the boat and burned to death, or burned to death when decks collapsed under or over them.

<sup>698</sup> Cross-listed in Violence-Crushing, Trampling, Suffocation.

<sup>699</sup> Cross-listed in Violence-Crushing, Trampling, Suffocation.



**FIRES -- FOREST, PRAIRIE and WILDFIRES -- By MORTALITY**

1. 1871 -- Oct 8-9, wildfires, both sides Bay of Green Bay, esp. Peshtigo; Birch Creek, MI--1,228-2,400
2. 1918 -- Oct 12, forest fires, Cloquet, Moose Lake, many towns, northeast MN --453-559
3. 1894 -- Sep 01, wildfires, Hinckley; also Pokegama, Sandstone, MN; also WI/≥9 --445->500
4. 1881 -- Sep 01-06, wildfire, "The Thumb Fire," Lower Peninsula, Michigan -->220->300
5. 1871 -- Oct 08-9, wildfires, esp. Port Huron, St. Clair Co., Manistee County, MI<sup>700</sup>--169~200
6. 2023 -- Aug 08, wildfires spurred on by hurricane Dora winds, Maui, esp. Lahaina, HI -- 100
7. 1910 -- Aug 20-Sep 9, wildfires, ID (84 deaths), MT (7 killed), WA (3 deaths) -- 94
8. 2018 -- Nov 8-11, esp. 8<sup>th</sup>-9<sup>th</sup>, wildfires, esp. Camp Fire (85), Butte Co., Paradise, CA -- 88
9. 1902 -- Sep 09-15, forest fires, NW OR and esp. Clark/Cowlitz counties, SW WA --58-65
10. 1908 -- Oct 15, wildfire (Nowicki train fire), NE MI, esp. Metz, Presque Isle Co.<sup>701</sup> --37-47
  
11. 2020 -- Aug 11-Sep (deaths) west-coast wildfires, CA/33-34, OR/10-11, WA/1 --44-46
12. 1910 -- Oct 07, wildfire, Northern MN, esp. Baudette, Pitt, Spooner, MN --32-43
13. 2017 -- Oct 8-14, wildfires, Northern CA, esp. Sonoma/Napa/Mendocino/Yuma Cntys-- 42
14. 1933 -- Oct 03, urban wildfire, Griffin Park, Los Angeles, CA --28-33
15. 1991 -- Oct 20, wildfire/firestorm, East Bay Hills, Oakland/Berkeley Hills, CA -- 25
16. 2003 -- Oct 25-Nov 4, arson wildfires (esp. Cedar, Old Fire, Paradise), Southern CA<sup>702</sup>--22-24
17. 1947 -- Oct 17-27, forest fires, CT/1, ME/16, MA/3, NH/1, esp. Mount Desert Isl. ME-- 21
18. 1894 -- July 26-31, forest fires, 8 counties, esp. Phillips, Price Counties, northern WI -- ≥20
19. 2013 -- June 30, wildfire, Granite Mt. Hotshot Firefighters killed, Yarnell Hill, AZ -- 19
20. 1966 -- Nov 1-4, wildfires, Angeles Nat. Forest/12, Camp Pendleton/5, Oroville/1, CA-- 18
21. 1970 -- Sep 22-Oct 4, CA wildfires (some arson), esp. Laguna Fire, esp. Southern CA- 13-16
22. 1937 -- Aug 21, Blackwater Wildfire (lightning) kills firefighters, Shoshone Nat. For., WY-- 15
23. 1953 -- July 9, arson Rattlesnake Wildfire (firefighters killed), Mendocino Nat. Forest, CA--15
24. 1898 -- Feb 16-17, wildfires, SC -- 14
25. 1994 -- July 06, South Canyon Wildfire, Storm King Mt., Glenwood Springs, CO -- 14
26. 2008 -- June 20-Nov, wildfires (1<sup>st</sup> death July 3/last Sep 11), esp. Iron/Alps Complex CA-- 14
27. 2016 -- Nov 28, Chimney Tops 2 arson wildfire hits Gatlinburg, Sevier County, TN<sup>703</sup>-- 14
28. 1949 -- Aug 5, Mann Gulch forest fire overruns smokejumpers, Gates of the Mountains, MT--13
29. 1893 -- May, forest fire, lumber camp, near Cadillac MI --10-12
30. 1911 -- July 11, wildfire, Northeaster Mich., esp. Au Sable, Oscoda on Lake Huron -- 5-12
31. 2006 -- Mar 12, wildfire (fire/evac. accidents, 7 direct 5 indirect), Northeastern TX -- 12
32. 1936 -- Sep 26-29, wildfires, SW OR, esp. Bandon & Prosper (Sep 26), (also NO CA)-- 11
33. 1956 -- Nov 25, Inaja wildland fire, firefighters trapped, Cleveland National Forest, CA -- 11
34. 2018 -- July 13-Sep 19, wildfires, Carr/8, Ferguson/2, Mendocino Complex/1, CA -- 11
35. 1867 -- Oct 07, prairie fire, Gov. stock yard and Indian Camp, Fort Ransom, ND -- 10
36. 1943 -- Oct 02, Hauser Creek wildfire, servicemen killed, Barrett Lake area, So. CA -- 10
37. 2007 -- Oct 20-Nov 09, wildfires (23), Southern CA -- 10

<sup>700</sup> This is not a double counting of deaths of those in the Peshtigo/upper MI listing above, which were unconnected.

<sup>701</sup> The Nowicki Siding train derailment and burning (15-16 fatalities) is cross-listed in Rail.

<sup>702</sup> Cross-listed in Violence-Arson.

<sup>703</sup> Cross-listed in Violence-Arson.

**FIRES -- FOREST, PRAIRIE and WILDFIRES -- By MORTALITY (continued)**

**Some Select Other Wildfires taking fewer than ten lives:**

1938 -- Oct 19, Pepper Hill forest fire (arson), ~Sinnemahoning, Cameron Co., PA	--	8
2012 -- Mar-July 01, wildfires, Western U.S., esp. CA, CO, MT, UT, WY	--	8
1955 -- Sep 02, wildfire, 5 youths & fire cpt., fighting arson brush fire, Puente Hills, CA	--	6
2006 -- Oct 26, Esperanza wildfire traps USFS firefighters, San Jacinto Mts. So. CA	--	5
1938 -- Oct 10-11, forest fires, border area of Ontario (19) and MN (3)	--	3
1825 -- Oct 07, Miramichi wildfires, (New Brunswick, Canada, $\geq 160$ ); northern ME (0)	--	0

## FIRES -- FOREST, PRAIRIE & WILDFIRES -- CHRONOLOGICAL

- 1825 -- Oct 7, wildfires, Miramichi (New Brunswick, Canada,  $\geq 160$ ); northern ME (0) -- 0
1. 1867 -- Oct 07, prairie fire, Government stock yard and Indian Camp, Fort Ransom, ND -- 10
  2. 1871 -- Oct 8-9, wildfires, both sides Bay of Green Bay, esp. Peshtigo; Birch Creek, MI -- 1,228-2,400
  3. 1871 -- Oct 8-9, wildfires, esp. Port Huron, St. Clair Co., Manistee County, MI<sup>704</sup> -- 169~200
  4. 1881 -- Sep 01-06, wildfire, "The Thumb Fire," Lower Peninsula, Michigan -->220->300
  5. 1893 -- May, forest fire, lumber camp, near Cadillac MI --10-12
  6. 1894 -- July 26-31, forest fires, 8 counties, esp. Phillips, Price Counties, northern WI --  $\geq 20$
  7. 1894 -- Sep 01, wildfires, Hinckley; also Pokegama, Sandstone, MN; also WI/ $\geq 9$  --445->500
  8. 1898 -- Feb 16-17, wildfires, SC -- 14
  9. 1902 -- Sep 09-15, forest fires, NW OR and esp. Clark/Cowlitz counties, SW WA --58-65
  10. 1908 -- Oct 15, wildfire (Nowicki Train Fire), NE MI, esp. Metz, Presque Isle Co.<sup>705</sup> --37-47
  11. 1910 -- Aug 20-Sep 9, wildfires, ID (84 deaths), MT (7 killed), WA (3 deaths) -- 94
  12. 1910 -- Oct 07, wildfire, northern MN, esp. Baudette, Pitt, Spooner, MN --32-43
  13. 1911 -- July 11, wildfire, northeaster Mich., esp. Au Sable, Oscoda on Lake Huron -- 5-12
  14. 1918 -- Oct 12, forest fires, Cloquet, Moose Lake, many towns, northeast MN --453-559
  15. 1933 -- Oct 03, urban wildfire, Griffin Park, Los Angeles, CA --28-33
  16. 1936 -- Sep 26-29, wildfires, SW OR, esp. Bandon & Prosper (Sep 26), (also NO CA)-- 11
  17. 1937 -- Aug 21, Blackwater Wildfire (lightning) kills firefighters, Shoshone Nat. For., WY-- 15
  - 1938 -- Oct 10-11, forest fires, border area of Ontario (19) and MN (3) -- 3
  - 1938 -- Oct 19, forest fire (arson), Pepper Hill, ~Sinnemahoning, Cameron Co., PA -- 8
  18. 1943 -- Oct 02, Hauser Creek wildfire, servicemen killed, Barrett Lake area, So. CA -- 10
  19. 1947 -- Oct 17-27, forest fires, CT/1, ME/16, MA/3, NH/1, esp. Mount Desert Isl. ME-- 21
  20. 1949 -- Aug 5, Mann Gulch forest fire overruns smokejumpers, Gates of the Mountains, MT-13
  21. 1953 -- July 9, arson Rattlesnake Wildfire (firefighters killed), Mendocino Nat. Forest, CA--15
  - 1955 -- Sep 02, wildfire, 5 youths, Fire Cpt., fighting arson brush fire, Puente Hills, CA-- 6
  22. 1956 -- Nov 25, Inaja wildland fire, firefighters trapped, Cleveland National Forest, CA -- 11
  23. 1966 -- Nov 1-4, wildfires, Angeles Nat. Forest/12, Camp Pendleton/5, Oroville/1, CA-- 18
  24. 1970 -- Sep 22-Oct 4, CA wildfires (some arson), esp. Laguna Fire, esp. Southern CA- 13-16
  25. 1991 -- Oct 20, wildfire/firestorm, East Bay Hills, Oakland/Berkeley Hills, CA -- 25
  26. 1994 -- Jul 06, South Canyon Wildfire, Storm King Mt., Glenwood Springs, CO -- 14

<sup>704</sup> This is not a double counting of deaths of those in the Peshtigo/upper MI listing above, which were unconnected.

<sup>705</sup> The Nowicki Siding train derailment and burning (15-16 fatalities) is cross-listed in Rail.

**FIRES -- FOREST, PRAIRIE & WILDFIRES -- CHRONOLOGICAL**

27. 2003 -- Oct 25-Nov 4, Arson Wildfires (esp. Cedar, Old Fire, Paradise), Southern CA<sup>706</sup>-22-24  
28. 2006 -- Mar 12, Wildfire (fire/evac. accidents, 7 direct 5 indirect), Northeastern TX -- 12  
    2006 -- Oct 26, Wildfire, Esperanza fire traps USFS Firefighters, San Jacinto Mts. So. CA-- 5  
29. 2007 -- Oct 20-Nov 9, Wildfires (23), Southern CA -- 10  
30. 2008 -- June 20-Nov, Wildfires (1<sup>st</sup> death July 3/last Sep 11), esp. Iron/Alps Complex CA-- 14  
  
    2012 -- March-July 1, Wildfires, Western U.S., esp. CA, CO, MT, UT, WY -- 8  
31. 2013 -- June 30, Wildfire, Granite Mt. Hotshot Firefighters killed, Yarnell Hill, AZ -- 19  
32. 2016 -- Nov 28, Chimney Tops 2 arson Wildfire hits Gatlinburg, Sevier County, TN<sup>707</sup>-- 14  
33. 2017 -- Oct 8-14, wildfires, northern CA, esp. Sonoma/Napa/Mendocino/Yuma counties-- 42  
34. 2018 -- July 13-Sep 19, Wildfires, Carr/8, Ferguson/2, Mendocino Complex/1, CA -- 11  
35. 2018 -- Nov 8-11, esp. 8<sup>th</sup>-9<sup>th</sup>, Wildfires, esp. Camp Fire (85), Butte Co., Paradise, CA -- 88  
  
36. 2020 -- Aug 11-Sep (deaths) west-coast wildfires, CA/33-34, OR/10-11, WA/1 --44-46  
37. 2023 -- Aug 08, wildfires spurred on by hurricane Dora winds, Maui, esp. Lahaina, HI -- 100  
38.

---

<sup>706</sup> Cross-listed in Violence-Arson.

<sup>707</sup> Cross-listed in Violence-Arson.

**FIRE -- Structural -- Deadliest American -- By MORTALITY**

1. 1906 -- Apr 18, Earthquake, Fire, Landslides, San Francisco & vicinity, CA<sup>708</sup> --3,000-5,000
2. 2001 -- Sep 11, World Trade Center Terrorist Attack and Fires, NYC, NY<sup>709</sup> --2,666
3. 1903 -- Dec 30, Fire, suffocation, trampling, Iroquois Theater, Chicago, IL<sup>710</sup> -- 602
4. 1942 -- Nov 28, Fire/trampling/suffocation, Cocoanut Grove Nightclub, Boston, MA<sup>711</sup>-- 498
5. 1900 -- June 30, North German Lloyd Line Fire, Piers & Ships, Hoboken, NJ --325-400
  - 9 *Bremen* (crew). Hoboken Historical Museum.
  - 0 *Kaiser Wilhelm der Grosse*. Hoboken Historical Museum.
  - 44 *Main*. Hoboken Historical Museum. CD-ROM: 1900 Hoboken Pier Fire.
  - 99 *Saale*. Eastlake, Russell, Sharpe. *World Disasters*. "Saale, New York." 2001, 30.
  - 173 "...on the piers." Hoboken Historical Museum.
6. 1892 -- Jun 05, Dam Failure, Oil Fire, Titusville, Oil City, PA<sup>712</sup> -- 350
7. 1930 -- Apr 22, Ohio State Penitentiary Fire, Columbus, OH --320-322
8. 1871 -- Oct 08–10, Conflagration, The Great Chicago Fire, IL --250-300
9. 1876 -- Dec 05, Conway Theater Fire, Trampling, Suffocation, Brooklyn, NY<sup>713</sup> --284-300
10. 1940 -- Apr 23, Rhythm Night Club fire/suffocation/trampling, Natchez, MS -- 209
  
11. 1865 -- Feb 18, gunpowder explosion/fire, Northeastern RR Depot, Charleston, SC<sup>714</sup>--150-200
12. 1908 -- Mar 04, fire, trampling, Lake View Elementary School, Collinwood, OH<sup>715</sup>--175-176
13. 1908 -- Jan 13, fire and trampling, Rhoads Opera House, Boyertown, PA<sup>716</sup> -- 170
14. 1944 -- July 06, Barnum & Ringling Broth. Circus fire, Stampede, Hartford, CT --168-169
15. 1995 -- Apr 19, terrorism, Alfred P. Murrah Federal bldg. bombing, Oklahoma City<sup>717</sup>-- 168
16. 1977 -- May 28, Beverly Hills Supper Club fire, Southgate, KY -- 165
17. 1911 -- Mar 25, Triangle Shirtwaist Company fire, NYC, NY --146-147
18. 1860 -- Jan 10, building collapse, fire, Pemberton Cotton Mills, Lawrence, MA<sup>718</sup> -- 90-145
19. 1944 -- Oct 20, LNG tank explosions & fire, East Ohio Gas Co., Cleveland, OH<sup>719</sup> --128-136
20. 1929 -- May 15, Cleveland Clinic (Hospital) fire, Cleveland, OH -- 125
21. 1946 -- Dec 07, Hotel Winecoff fire, Atlanta, GA -- 119
22. 2003 -- Feb 20, The Station Nightclub fire and trampling deaths, West Warwick, RI<sup>720</sup>-- 100
23. 1986 -- Dec 31, Dupont Plaza Hotel and Casino arson fire, San Juan, Puerto Rico<sup>721</sup> -- 97
24. 1958 -- Dec 01, Our Lady of the Angels Elementary School fire, Chicago, IL -- 95
25. 1883 -- Jan 10, Newhall House (Hotel) fire (suspected arson), Milwaukee, WI --~71--~90

<sup>708</sup> Cross-listed in Earthquake and in Landslides, in that there were a small number of deaths due to slides.

<sup>709</sup> Cross-listed in Violence-Terrorism section.

<sup>710</sup> Cross-listed in Violence-Crushing, Trampling, Suffocation.

<sup>711</sup> Cross-listed in Violence-Crushing, Trampling, Suffocation.

<sup>712</sup> Cross-listed in Dam Failures

<sup>713</sup> Cross-listed in Violence-Crushing, Trampling, Suffocation.

<sup>714</sup> Appears that majority of deaths, if not the great majority, were from the explosion. A very large fire though, destroyed a roughly four-block area. Deaths from fire were reported, though without noting the number.

<sup>715</sup> Cross-listed in Violence-Crushing, Trampling, Suffocation.

<sup>716</sup> Cross-listed in Violence-Crushing, Trampling, Suffocation.

<sup>717</sup> Cross-listed in Violence and in explosions (almost 40% of 168 victims died from fire and smoke inhalation).

<sup>718</sup> Cross-listed in structural failures – while the most died in collapse, at least 14 trapped died when the fire started.

<sup>719</sup> Cross-listed in Explosions. At least 32 died in fires in nearby houses.

<sup>720</sup> Cross-listed in Violence-Crushing, Trampling, Suffocation.

<sup>721</sup> Cross-listed in Violence-Mass Murder.

26. 1990 -- Mar 25, Happy Land Social Club arson fire, Bronx, NY <sup>722</sup>	-- 87
27. 1980 -- Nov 21, MGM Grand Hotel fire, Las Vegas, NV	-- 85
28. 1993 -- Feb 1993, FBI/ATF siege & fire, Branch Davidian Compound, Waco TX <sup>723</sup>	-- 82
29. 1923 -- May 17, Cleveland School District fire, Kershaw County, near Camden, SC	-- 77
30. 1811 -- Dec 26, Theatre fire, Richmond, VA	--61-75
31. 1850 -- Feb 04, boiler explosion and fire, Taylor & Co., Hague St., Manhattan, NY <sup>724</sup>	--60-75
32. 1875 -- May 27, Holyoke Catholic Church fire, Holyoke, MA	-- 75
33. 1949 -- Apr 04-5, St. Anthony's Hospital fire (including 13 babies), Effingham IL	-- 75
34. 1957 -- Feb 17, Katie Jane Nursing Home fire, Warrington, MO	-- 72
35. 1936 -- Apr 06, tornado and fire, Cooper Pants Factory, Gainesville, GA <sup>725</sup>	--40-70

**FIRE – Structural – Master List – Deadliest American -- By MORTALITY -- (Cont.)**

36. 1963 -- Nov 23, Golden Age Nursing Home Fire, Fitchville, OH	-- 63
37. 1946 -- Jun 05, LaSalle Hotel Fire, Chicago, IL	-- 61
38. 1905 -- Mar 20, Boiler explosion/fire, Grover & Co. Shoe Factory, Brockton, MA <sup>726</sup>	-- 58
39. 1943 -- Sep 07, Fire, Gulf Hotel (and inexpensive rooming house), Houston, TX	-- 55
40. 1965 -- Aug 09, Titan II ICBM Silo Fire leading to Suffocation, near Searcy, AR	-- 53
41. 1918 -- July 02, Semet-Solvay Co. TNT Plant Fire/Explosions, Split Rock, NY <sup>727</sup>	-- 50
42. 1960 -- Dec 19, Fire, <i>U.S.S. Constellation</i> , New York Naval Shipyard, NY	-- 50
43. 1931 -- July 24, Home for the Aged Fire, Pittsburgh, PA	-- 48
44. 1899 -- Mar 17, Fire, Windsor Hotel, Fifth Avenue, New York, NY	-- 45
45. 1850 -- July 09, Fire/Conflagration, Old City Philadelphia, PA	-- 44
46. 1894 -- Dec 24, Fire, Chrisman Bros. Hall, Silver Lake, Lake County, OR	-- 43
47. 1977 -- June 26, Arson Fire, Maury County Jail, Columbia, TN <sup>728</sup>	-- 42
48. 1872 -- Nov 9-10, Conflagration (“Great Boston Fire of 1872”), Boston, MA	--25-41
49. 1893 -- Feb 09, Fire, Strafford County Workhouse, near Dover, NH	-- 41
50. 1950 -- Jan 07, Fire, Women's Psychopathic Building, Mercy Hospital, Davenport IA	-- 41
51. 1968 -- Apr 05, Gas and Gunpowder Explosion, Fire, Richmond, IN	-- 41
52. 1973 -- Feb 10, Fire/Gas Explos./LNG Tank Concrete Roof falls, Staten Island NY <sup>729</sup>	-- 40
53. 1918 -- Apr 13, Fire, Oklahoma State Hospital for the Insane, Norman, OK	--39-40
54. 1888 -- Nov 09, Fire, Steam-Gauge and Lantern Works, Rochester, NY	--34-38
55. 1967 -- July 16, Riot and Fire, State Prison Road Camp 12 barracks, Jay, FL	-- 38
56. 1914 -- Mar 08, Fire, wall fall (17 <sup>th</sup> ) Missouri Athletic Club (Lodging), St. Louis, MO <sup>730</sup>	-- 37
57. 1946 -- Dec 12, Fire, vacant Knickerbocker Ice Plant wall falls onto Tenement, NYC	-- 37

<sup>722</sup> Cross-listed in Violence-Mass Murder.

<sup>723</sup> Cross-listed in Violence, Government Use of Force

<sup>724</sup> Cross-listed in Explosions.

<sup>725</sup> Cross-listed in Tornadoes. There were ~203 tornado deaths, including those from this fire. Most probably some of these deaths can be attributed to the destruction of the building. Many, mostly girls and women, had sought safety in the basement, only to be trapped when the building was destroyed and caught fire.

<sup>726</sup> Cross-listed in Explosions.

<sup>727</sup> Cross-listed in Explosions.

<sup>728</sup> Cross-listed in Violence-Arson.

<sup>729</sup> Cross-listed in Explosions and Structural/Construction. This was an LNG tank which was being cleaned and worked-on. A flash fire called a residual gas explosion which caused the tank concrete cap to fall on workers.

<sup>730</sup> Thirty fatalities from the March 8<sup>th</sup> fire and 7 fatalities from the March 17<sup>th</sup> Missouri Athletic Club wall fall.

58. 1924 -- Dec 24, Babbs Switch School fire, Hobart, OK	-- 36
59. 2016 -- Dec 02, Fire, rave party in warehouse, Fruitvale district, Oakland, CA	-- 36
60. 1903 -- Nov 21, Railroad Workmen "shanty" fire, near Lilly (~Johnstown), PA	--31-35
61. 1913 -- July 21, fire, convict cage, Oakley Convict Farm, Hinds County, MS	-- 35
62. 1913 -- July 22, fire, Binghamton Clothing Company, New York City, NY	-- 35
63. 1938 -- May 16, Terminal Hotel fire, Atlanta, GA	-- 35
64. 1941 -- Aug 18, fire, NY & Cuba Mail Steam Ship Co. Piers, <i>Panuco</i> , Brooklyn, NY	--34-35
65. 1953 -- Mar 29, fire, Littlefield Nursing Home, Largo, FL <sup>731</sup>	--33-35
66. 1934 -- Dec 11, Kerns Hotel fire, Grand Avenue, Lansing, MI	-- 34
67. 1884 -- Jan 05, Immaculate Conception Academy (Convent/School) fire, Belleville, IL	-- 32
68. 1943 -- Jan 31, Lake Forest Park Sanitarium fire, <sup>732</sup> Lake Forest Park, WA	-- 32
69. 1970 -- Jan 09, Harmer House Convalescent Home fire (cigarette),, Marietta OH <sup>733</sup>	--31-32
70. 1973 -- June 24, gay UpStairs Cocktail Lounge arson fire, New Orleans, LA <sup>734</sup>	-- 32
71. 1901 -- Jan 08, orphan asylum fire/boiler explosion, Rochester, NY	-- 31
72. 1981 -- Jan 09, Beachview Rest Home (sheltered care facility) fire, Keansburg, NJ	-- 31
73. 1845 -- July 19, fire and explosion, New, Broad, Beaver, Broadway streets, NYC, NY <sup>735</sup>	-- 30
74. 1851 -- May 03-04, conflagration, "Fifth Great Fire," San Francisco, CA	-- ~14--30
75. 1858 -- Feb 20, Pacific Hotel fire, St. Louis, MO	--21-30
76. 1880 -- Nov 15, Minnesota State Asylum for Insane fire, St. Paul, MN	--24-30
77. 1892 -- Feb 07, Hotel Royal fire, Fortieth Street & Sixth Avenue, NYC, NY	--28-30
78. 1916 -- Mar 06, jail fire, "El Holocausto," or the "Jail Holocaust," El Paso, TX	--18-30

**FIRE – Structural – Master List – By MORTALITY -- (continued)**

79. 1955 -- Feb 12, Barton Hotel fire, sub-zero temp., "skid row," W Madison, Chicago, IL	-- 29
80. 1970 -- Dec 20, Pioneer International Hotel arson fire, Tucson, AZ <sup>736</sup>	-- 29
81. 1982 -- Nov 08, Harrison County Jail fire (intentionally set by inmate), Biloxi, MS	-- 29
82. 1850 -- Dec 03, Maine Insane Asylum fire, Augusta, ME	-- 28
83. 1913 -- Dec 02, Arcadia Boarding House ("Hotel"/flop house) fire, Boston, MA	-- 28
84. 1919 -- Nov 22, stove explosion/fire/crushing, dance hall/store, Ville Platte LA <sup>737</sup>	--25-28
85. 1857 -- Oct 19, fire, brothel, stores, warehouses, S. Water Street, Chicago, IL	-- 27
86. 1923 -- Feb 18, Manhattan State Hospital fire, Ward's Island, NY	-- 27
87. 1841 -- Aug 20, fire, gunpowder explosion, carpenter's shop, Syracuse, NY <sup>738</sup>	-- 26
88. 1916 -- May 10, explosion, fire, trampling, theater, Wallaceton, VA	--13-26
89. 1980 -- Dec 04, fire, Conference Ctr. at Stouffer's Inn (possibly arson), <sup>739</sup> Harrison, NY	-- 26
90. 1874 -- Sep 19, fire, Granite Mill (factory) No. 1, fall River, MA	--23-25
91. 1884 -- Dec 18, fire, St. John's Home Catholic Orphan Asylum, Brooklyn, NY	--23-25

<sup>731</sup> 32 patients and a nurse died in the fire. A patient on way to a hospital and car driver were killed in an accident.

<sup>732</sup> For elderly, invalids and persons suffering from mental disabilities. Lake Forest Park is just north of Seattle.

<sup>733</sup> 32 deaths was initial finding. Later it was thought one might have been due to unspecified natural causes.

<sup>734</sup> Cross-listed in Violence-Mass Murder.

<sup>735</sup> Cross-listed in Explosions.

<sup>736</sup> Cross-listed in Violence-Mass Murder.

<sup>737</sup> Cross-listed in Explosions and in Violence/Trampling.

<sup>738</sup> Cross-listed in Explosions.

<sup>739</sup> A waiter was charged with arson and 26 counts of murder and found guilty by jury; however, the presiding judge overturned the verdict citing insufficient evidence. This act was appealed but upheld by State Supreme Court.

92.	1901 -- Oct 25, fire, Hunt & Wilkinson Co. Furniture Warehouse, Philadelphia PA	--21-25
93.	1903 -- Nov 01, "House of All Nations" Tenement Fire, Eleventh Ave., NYC, NY	-- 25
94.	1910 -- Nov 26, Fire, Asch Factory, Orange & High Sts., Newark, NJ	-- 25
95.	1963 -- Nov 18, Fire (arson?), Surfside Hotel (elderly home), Atlantic City, NJ <sup>740</sup>	-- 25
96.	1967 -- Feb 07, Dale's Penthouse Restaurant Fire, Montgomery, AL	-- 25
97.	1973 -- Nov 15, fire, Stratford Apartments building, Los Angeles, CA	-- 25
98.	1976 -- Oct 24, Arson Fire, Puerto Rican Social Club, Bronx, NY	-- 25
99.	1979 -- Apr 2, Wayside Inn Boarding Home/Care Facility Fire, Farmington, MO	-- 25
100.	1982 -- Sep 04, Arson Fire, Dorothy Mae Apartments/Hotel, Los Angeles, CA <sup>741</sup>	--24-25
101.	1991 -- Sep 03, Chicken Processing Plant Fire, Hamlet, NC	-- 25

**FIRE – Structural – Master List – Deadliest American -- By MORTALITY -- (Cont.)**

102.	1886 -- Dec 28, fire, ex-steamer/boarding house <i>Bradish Johnson</i> , Jackson, AL	-- ~24
103.	1910 -- Dec 22-23, Nelson-Morris Meatpacking Plant fire, Stockyards, Chicago, IL	-- 24
104.	1924 -- May 31, Hope Development School fire, Playa Del Rey, near Venice CA	-- 24
105.	1958 -- Mar 19, Monarch Underwear Company fire and floor collapse NYC, NY	-- 24
106.	1974 -- June 30, Gulliver's Discotheque fire of incendiary origin, Port Chester, NY	-- 24
107.	1976 -- Jan 30, Wincrest Nursing Home arson fire, Chicago, IL	-- 24
108.	1980 -- July 26, Brinley Inn Boarding Home (mental impairment) fire, Bradley Beach, NJ--	24
109.	1822 -- Jan 24, Philadelphia Orphan Asylum fire, Schuylkill & Cherry, Philadelphia PA--	23
110.	1927 -- Apr 23, Briggs Manufacturing Company fire and explosions, Detroit, MI	-- 23
111.	1872 -- Dec 10, Fifth Avenue Hotel fire, New York, NY	-- 22
112.	1929 -- Sep 20, Study Club Dance Hall fire, Detroit, MI	-- 22
113.	1934 -- Mar 24, Federal Transient Bureau Lodging fire, Lynchburg, VA	-- 22
114.	1944 -- Mar 28, New Amsterdam Hotel arson fire, San Francisco, CA <sup>742</sup>	-- 22
115.	1955 -- Aug 10, Gateway Restaurant explosion (sewer gas?) and fire, Andover, OH <sup>743</sup> --	22
116.	1963 -- Dec 29, Hotel Roosevelt fire, Jacksonville, FL	-- 22
117.	1972 -- Sep 24, plane crash and fire, Farrell's Ice Cream Parlor, Sacramento, CA <sup>744</sup>	-- 22
118.	1864 -- Jun 17, Washington Arsenal explosion and fire, Greenleaf Point, <sup>745</sup> DC <sup>746</sup>	-- 21
119.	1877 -- Apr 11, Southern Hotel fire, St. Louis, MO	--16-21
120.	1910 -- Oct 01, Los Angeles Trade Unionist dynamiting and fire, <i>LA Times</i> , CA	-- 21
121.	1915 -- Oct 28, St. John's Parochial School fire and trampling, Peabody, MA <sup>747</sup>	-- 21
122.	1928 -- Nov 08, Preble Box Toe Co. Plant and house explosion, fire, Lynn, MA <sup>748</sup>	--20-21
123.	1945 -- Dec 24, Niles Street Convalescent Hospital fire, Hartford, CT	-- 21
124.	1959 -- Mar 5, fire, Negro Boys Industrial School Reformatory dorm, Wrightsville AR--	21
125.	1951 -- Jan 30, McClary Convalescent Home (for aged) incinerator fire, Hoquiam, WA--	21
126.	1965 -- Nov 24, natural gas explosion/fire, Nat. Guard Armory dance, Keokuk, IA <sup>749</sup> --	21

<sup>740</sup> Ex-mental patient and arsonist arrested and "confessed," but was not indicted.

<sup>741</sup> Cross-listed in Violence-Mass Murder.

<sup>742</sup> Cross-listed in Violence subset Arson.

<sup>743</sup> Cross-listed in Explosions.

<sup>744</sup> Cross-listed in Aviation.

<sup>745</sup> Now part of Fort McNair between the Washington Channel to the west and the Anacostia River to the southeast.

<sup>746</sup> Cross-listed in "Explosions."

<sup>747</sup> Cross-listed in Violence subsection: Crushing, Trampling, Suffocation. Most of the girls died at the door block.

<sup>748</sup> Cross-listed in Explosions. Besides deaths in the factory, seven people in adjoining house-fire died.



127. 1979 -- Jan 20, arson fire, tenement, Clinton Street, Hoboken, NJ<sup>750</sup> -- 21

**FIRE – Structural – Master List – Deadliest American – By MORTALITY -- (continued)**

128. 1849 -- May 17, fire, 27 boats, much of wharf & business district, St. Louis, MO -- 3-20  
129. 1860 -- Feb 02, tenement building fire, 142 Elm Street, East Manhattan, NY, NY --10-20  
130. 1865 -- Feb 08, conflagration fire, Philadelphia, PA -- 20  
131. 1885 -- Feb 12, arson fire, Department for Insane, Blockley Almshouse, Philly, PA --19-20  
132. 1888 -- Aug 03, fire, tenement house, 197 Bowery, NY, NY --17-20  
133. 1898 -- Feb 09, fire & explosions, Chautauqua Lake Ice Co. bldg., Pittsburgh, PA<sup>751</sup>--14-20  
134. 1902 -- Feb 22, fire, Park Avenue Hotel, New York City, NY -- 20  
135. 1905 -- Mar 14, fire, tenement, Allen St., New York City, NY -- 20  
136. 1907 -- July 28, fire, tenement house, 222 Chrystie Street, East Side, NYC, NY --19-20  
137. 1913 -- Feb 28, Dewey Hotel fire and possible gas explosion, Omaha, NE -- 5-20  
138. 1943 -- Feb 18, Boeing XB-29 crash into Frye Packing Plant, fire, Seattle, WA<sup>752</sup> -- ~20  
139. 1952 -- Oct 31, Cedar Grove Nursing Home fire, Hillsboro, MO --18-20  
140. 1961 -- Jan 06, Thomas Hotel fire, San Francisco, CA -- 20  
141. 1964 -- Dec 18, Maples (McGraw) Convalescent Home fire, Fountaintown, IN -- 20  
142. 1970 -- Mar 20, arson fire, Ozark Hotel, Westlake Ave./Lenora St., Seattle, WA -- 20  
143. 1976 -- Jan 10, Pathfinder (residential) Hotel natural gas explos./fire, Fremont, NE<sup>753</sup>-- 20  
144. 1978 -- Jan 28, fire, Coates House Hotel (many low-income elderly), Kansas City, MO-- 20  
145. 1993 -- Mar 16, fire, Paxton Hotel, Chicago, IL -- 20
146. 1892 -- Jan 21, Surgical Institute (hospital) fire, IL and GA streets, Indianapolis, IN -- 19  
147. 1893 -- July 10, fire, Columbia Exposition Cold Storage Warehouse, Chicago, IL --17-19  
148. 1908 -- Apr 12, The Great Chelsea Fire/Conflagration of 1908, Chelsea, MA --15-19  
149. 1940 -- Jan 03, fire, Marlborough (apartments) Hotel, Minneapolis, MN -- 19  
150. 1943 -- Dec 24, fire, Standard Hotel, West 42<sup>nd</sup> Street between 9<sup>th</sup> and 10<sup>th</sup>, NYC, NY-- 19  
151. 1945 -- Feb 17, fire from welding in candy co., Maefair Apartments, Tacoma, WA -- 19  
152. 1946 -- June 09, Canfield Hotel fire, Dubuque, IA -- 19  
153. 1956 -- July 29, fire/explosion, McKee tank farm, Shamrock Oil & Gas, Dumas, TX<sup>754</sup>-- 19  
154. 1970 -- Sep 13, Ponet Square Hotel fire, Los Angeles, CA -- 19  
155. 1981 -- Mar 14, Royal Beach Hotel (residential) fire, Chicago, IL -- 19
156. 1876 -- Mar 07, fire, Home for the Aged, East Brooklyn, NY -- 18  
157. 1885 -- Jan 18, Illinois Eastern Hospital for Insane fire, Kankakee, IL -- 18  
158. 1885 -- May 21, stove explodes, fire, Sullivan's Printing Building, Cincinnati, OH -- 18  
159. 1888 -- Aug 22, fire and bleach explosion, G. Whiting Paper Mill, Neenah, WI<sup>755</sup> -- 18

---

<sup>749</sup> Cross-listed in Explosions. Seven died night of explosion and fire. Others died from burn injuries afterwards.

<sup>750</sup> Cross-listed in Violence-Arson, Manslaughter, Homicide.

<sup>751</sup> Cross-listed in Explosions. It is not clear whether the fire or the first explosion came first. Most of the fatalities were explosion-related – walls falling and building components failing.

<sup>752</sup> The number twenty is an approximation in that it is not known how many Frye employees were killed directly by the crash and how many died in the resulting large fire. There were 32-34 fatalities in all (though one source has 41), of which 10 were onboard the XB-29. Cross-listed in Aviation.

<sup>753</sup> Cross-listed in Explosions.

<sup>754</sup> Cross-listed in Explosions. A fire was precipitating event – all deaths were due to the explosion.

160. 1923 -- Dec 26, fire, Illinois State Hospital for the Insane, Dunning, IL -- 18  
 161. 1951 -- Sep 17, Shell Refinery cracking unit explos./fire, Roxana, Wood River, IL<sup>756</sup>-- 18  
 162. 1953 -- Sep 07, fire, Spector Realty Co. tenement building, State St., Chicago, IL -- 18  
 163. 1957 -- Nov 16, fire, tenement (ex-Moonglow Hotel), Allen Ave., Niagara falls, NY-- 18

**FIRE-Structural -- Master List -- By MORTALITY -- (continued):**

164. 1881 -- Feb 27, fire, St. Patrick's Orphanage, Scranton, PA -- 17  
 165. 1881 -- Dec 10, boarding house lamp fire, Rock Cut, near Pittsburgh, PA --16-17  
 166. 1899 -- Feb 12, fire, State Insane Asylum, near Yankton, SD -- 17  
 167. 1945 -- Jan 31, fire, Lacoste Babies' Boarding Home and Nursery, Auburn, ME -- 17  
 168. 1952 -- Nov 26, fire, female ward, Huntington State Mental Hosp., Huntington, WV-- 17  
 169. 1957 -- Feb 13, fire, Council Bluffs Convalescent Home, Council Bluffs, IA --16-17  
 170. 1964 -- May 23, Samoan Fire-Dance fire, All Hallows Parish Hall, San Fran., CA -- 17  
 171. 1984 -- July 24, Union Oil Co. Refinery explosions and fire, Romeoville, IL<sup>757</sup> -- 17  
 172. 2022 -- Jan 09, space-heater related fire (9 adults/8 children), apt. bldg., Bronx, NY -- 17
173. 1878 -- Apr 07, fire, Steuben County House (poor house/insane asylum), Bath, NY --15-16  
 174. 1883 -- Aug 23, George-Whiting Paper Mill fire and explosion, Menasha, WI -- 16  
 175. 1895 -- Dec 31, Delavan House (Hotel) fire, Albany NY -- 16  
 176. 1898 -- Mar 16, Ayer Bldg. (mercantile), fire/explosion, Wabash Ave., Chicago, IL -- 16  
 177. 1900 -- Mar 12, Italian tenement building arson fire (charged), Newark, NJ<sup>758</sup> -- 16  
 178. 1919 -- May 19, Mental Asylum fire, Columbia, SC -- 16  
 179. 1921 -- Sep 14, explosion/fire, Atlantic Refining Co., Point Breeze, Philadelphia, PA<sup>759</sup>--16  
 180. 1936 -- Feb 12, Victoria Mansion Hotel fire, Lexington & Seventh, Lakewood, NJ -- 16  
 181. 1959 -- Jan 08, home wood stove fire (15 children and woman), Boswell, OK -- 16  
 182. 1961 -- Dec 08, Hartford Hospital fire, Hartford, CT -- 16  
 183. 1977 -- Jan 28, Stratford Hotel fire (early a.m., below zero), Breckenridge, MN -- 16  
 184. 1989 -- Dec 24, John Seiver Elderly Residence Fire, Johnson City, TN -- 16  
 185. 2003 -- Feb 26, Greenwood Nursing Home fire (set by patient), Hartford, CT -- 16  
 186. 2003 -- Sep 25, National Healthcare Center Nursing Home fire, Nashville, TN -- 16
187. 1860 -- Sep 21, Building falls during fire and explosion (alcohol), New Orleans, LA<sup>760</sup>-- 15  
 188. 1867 -- Jun 19, Fox's American Theater fire, Philadelphia, PA --10-15  
 189. 1881 -- Jan 07, fire, Strafford County Farm [for paupers], near Dover, NH --13-15  
 190. 1883 -- Apr 07, structural failure and fire, Ende Hotel, Greenville, TX<sup>761</sup> --13-15  
 191. 1884 -- Apr 30, Michigan Poorhouse fire, Van Buren County, near Harford, MI --13-15  
 192. 1887 -- Mar 18, fire, Richmond Hotel (Young Men's Assn.), Buffalo, NY -- 15  
 193. 1903 -- Dec 18, fire, women's dormitory Walden University, Nashville, TN -- 9-15  
 194. 1904 -- June 04, Corning Distillery fire, explosions, building collapse, Peoria, IL -- 15

<sup>755</sup> Cross-listed in Explosions (the cause of most, if not all, of the deaths).

<sup>756</sup> Cross-listed in Explosions.

<sup>757</sup> Cross-listed in Explosions, because fires were started by explosions.

<sup>758</sup> Cross-listed in Violence-Arson, Manslaughter/Homicide.

<sup>759</sup> Cross-listed in Explosions.

<sup>760</sup> Cross-listed in Explosions (the explosion caused the building to fall, which was the cause of deaths).

<sup>761</sup> Cross listed in Structural Failures.

195.	1904 -- Sep 04, fire, 5-story tenement, Attorney Street, New York City, NY	-- 15
196.	1906 -- Oct 25, fire, Chamber of Commerce building, Kansas City, KS	-- 15
197.	1922 -- Oct 22, fire, apartment house, Lexington Avenue, NY, NY	-- 15
198.	1945 -- Aug 13, fire, Export Box & Sealer Co. Packing Plant, Grand Ave., Detroit, MI--	15
199.	1947 -- Dec 25, gas thrown on stove/explos., Washoe tribe gambling house, Dresslerville, NV	--14-15
200.	1950 -- Mar 08, fire, prisoner jail, Sandia Secret Weapons Base, Albuquerque, NM	-- 15
201.	1954 -- Mar 31, fire, Cleveland Hill Elementary School, Cheektowaga, NY	-- 15
202.	1957 -- Jan 24, M. Baer Dress Co. factory fire, New Haven, CT	-- 15
203.	1971 -- Oct 19, fire, Geiger Nursing Home (sedated patients), Texas Township, PA	--all 15
204.	1973 -- Dec 04, Caley Nursing and Rehabilitation Center fire, Wayne, PA	-- 15
205.	1978 -- Dec 09, Ellisville State School/mental hosp., women's dorm fire, Ellisville, MS--	15
206.	1984 -- July 04, arson fire, Elliott Chambers Rooming Home, Beverly, MA <sup>762</sup>	-- 15
207.	1984 -- Oct 18, arson fire, Alexander Hamilton (residential) Hotel, Paterson, NJ <sup>763</sup>	-- 15

**FIRE – Structural – By MORTALITY -- (continued)**

208.	1890 -- Feb 02, shop and tenement fire, North Street, Boston, MA	--12-14
209.	1892 -- Apr 27, fire, Gilmore's Central Theater, Philadelphia, PA	-- 14
210.	1900 -- July 03, arson fire (alleged), tenement, Adams and First Sts., Hoboken NJ <sup>764</sup> --	13-14
211.	1902 -- Dec 04, fire, Lincoln Hotel, Madison Street, Chicago, IL	-- 14
212.	1910 -- Dec 21, fire, Friedlander Leather Remnants Factory, Philadelphia, PA	-- 14
213.	1915 -- Oct 25, fire, Union Paper Box Company, Pittsburgh, PA	-- 14
214.	1917 -- Feb 02, gas explosion and fire, tenement buildings, Chicago, IL <sup>765</sup>	-- 14
215.	1920 -- Sep 06, fire, Houston Hotel, Klamath falls, OR	--10-14
216.	1924 -- Feb 19, fire, tenement house, Madison Street, New York, NY	-- 14
217.	1926 -- July 14, fire, Twilight Inn, Haines Falls, NY	-- 14
218.	1928 -- Feb 10, vaporizer explos./fire, Beacon Oil Co. Refining Plant, Everett, MA <sup>766</sup> --	14
219.	1945 -- Jan 16, fire, General Clark Hotel/Boarding House, N. Clark St., Chicago, IL	-- 14
220.	1946 -- Feb 02, explosion/fire, Jennings Hall Home for Aged, Garfield Heights, OH--	14
221.	1966 -- Sep 12, Lane Hotel arson fire, Anchorage, AK <sup>767</sup>	-- 14
222.	1975 -- Dec 12, condemned Gartland Apartments arson fire, San Francisco, CA	-- 14
223.	1979 -- Nov 11, Coats Boarding/Nursing House fire, Pioneer, OH	-- 14
224.	1982 -- July 05, arson fire, apartment building, Waterbury, CT <sup>768</sup>	-- 14
225.	1833 -- Oct 04, fire, Eagle Woolen Mills, Allegheny, PA	-- 13
226.	1866 -- Jan, jail and City Guard House fire, Marietta, GA	-- 13
227.	1871 -- Sep 15, restaurant fire, conflagration, powder explosion, Pioche, NV	-- 13
228.	1877 -- June 08, fire, wall failure, Sanford & Son's Hat Factory, Bridgeport, CT	--11-13
229.	1880 -- Dec 17, fire, M.H. Birge & Co.'s "Manufactory," Buffalo, NY	-- 13
230.	1890 -- Mar 17, fire/bldg. collapse on firemen, Bowen-Merrill Co., Indianapolis, IN--	13

<sup>762</sup> Cross-listed in Violence-Arson, Manslaughter/Homicide.

<sup>763</sup> Cross-listed in Violence-Arson, Manslaughter/Homicide.

<sup>764</sup> Cross-listed in Violence-Arson, Manslaughter/Homicide.

<sup>765</sup> Cross-listed in Explosions.

<sup>766</sup> Cross-listed in Explosions. Most deaths were from the vaporizer explosion and a few from the resulting fire.

<sup>767</sup> Cross-listed in Violence-Arson.

<sup>768</sup> Cross-listed in Violence-Arson.

231.	1890 -- May 07, fire, Chenango Co. Poorhouse & Asylum, Preston, NY	-- 13
232.	1901 -- Aug 14, Waterworks crib fire, two miles off Cleveland Harbor, OH <sup>769</sup>	--12-13
233.	1902 -- June 09, fire, St. Luke's Society Sanitarium, Wabash / 21 <sup>st</sup> , Chicago, IL	--12-13
234.	1918 -- Jan 12, fire, Boys dorm., Dwight Indian Mission School, Marble City, OK	-- 13
235.	1921 -- Jan 30, fire (cigarette), Colonial Hotel, Newark Street, Hoboken, NJ	-- 13
236.	1923 -- Feb 23, fire, garage and apartments, Hatley Building, Kansas City, KS	-- 13
237.	1926 -- Jan 23, fire, Lafayette Hotel, North Seventh Street, Allentown, PA	-- 13
238.	1932 -- Jun 07, explos./arson/mass murder, Ellington Apartments, Cleveland, OH <sup>770</sup>	-- 13
239.	1941 -- Feb 07, fire, Salvation Army Homeless Shelter/lodging, Akard St., Dallas, TX	-- 13
240.	1941 -- Mar 10, Strand Theater fire & roof collapse, Brockton, MA	-- 13
241.	1942 -- Jan 20, fire, Melvin Hall Apartments, Lynn, MA	-- 13
242.	1953 -- Mar 11, fire/smoke, Anheuser-Busch fermentation bldg. under construct., Newark NJ	--13
243.	1954 -- Dec 24, explos./fire, kerosene thrown in stove, tenant farmhouse ~Parkin, AR <sup>771</sup>	13
244.	1963 -- Dec 25, fire, portable home oil heater tipped over, Charleston, SC	--12-13
245.	1965 -- Dec 11, arson fire/mass murder, Seeley Club (tavern), Chicago, IL <sup>772</sup>	-- 13
246.	1968 -- Jan 09, fire, paper box factory and tenement/apartment house, Brooklyn, NY	-- 13
247.	1968 -- Aug 31, In-Crowd Lounge/apartment fire (possibly arson), Gary, IN	-- 13
248.	1979 -- Oct 19, typhoon/fuel bladder ruptures/barracks fire, USMC Camp Fuji, Japan	-- 13
249.	1982 -- Apr 30, arson fire, Pinter (residential) Hotel, 14 <sup>th</sup> Street, Hoboken, NJ <sup>773</sup>	-- 13
250.	2017 -- Dec 28, fire, boy, 3, playing with stove, apartment bldg., Belmont/Bronx, NY	-- 13

**FIRE** – Structural – **By MORTALITY** -- (continued)

251.	1857 -- Apr 14, fire, warehouse wall/floor collapse, Charles Street, Baltimore, MD	-- 12
252.	1870 -- Dec 25, fire, Spotswood Hotel, Richmond, VA	-- 9-12
253.	1881 -- Oct 12, fire, Randolph Cotton and Woolen Mill, Randolph St., Philly, PA	-- 9-12
254.	1882 -- Jan 31, fire, World Building (commerce.), Park Row & Beekman St., NYC, NY	--12
255.	1887 -- Mar 24, fire, Colby Iron Mine boarding house, Bessemer, MI	-- 12
256.	1891 -- Dec 09, fires, Bamberger & Candy/Fireworks bldgs., Main St., Louisville, KY	-- 12
257.	1896 -- Sep 05, fire, Yore's Opera House, Benton Harbor, MI	-- 12
258.	1902 -- Oct 21, fire, glucose sugar refinery, glucose tank explosion, Chicago, IL	--11-12
259.	1904 -- Nov 20, fire, tenement house, Troutman Street, Brooklyn, NY	-- 12
260.	1905 -- Sep 17, fuse factory explosion and fire, Avon, CT	-- 9-12
261.	1908 -- May 03, fire, Aveline Hotel, Fort Wayne, IN	-- 12
262.	1909 -- Nov 08, explosion, fire, Robert Morrison Comb Factory, Brooklyn NY <sup>774</sup>	--10-12
263.	1910 -- Mar 25, fire, L. Fish & Co. Furniture Store, Wabash Ave., Chicago, IL	-- 12
264.	1915 -- Nov 06, fire, Essex Waist Co., Diamond Factory, Brooklyn, NY	-- 12
265.	1919 -- Jan 07, explosion and fire, Film Exchange, Penn Ave., Pittsburgh, PA <sup>775</sup>	--10-12
266.	1921 -- Nov 14, fire, tenement house, 108 West 17 <sup>th</sup> St., NYC, NY	--10-12
267.	1922 -- Feb 07, fire, Lexington Hotel, Richmond, VA	-- 12

<sup>769</sup> Cross listed in Mines Tunnels and Quarries.

<sup>770</sup> Cross-listed in Violence-Arson, Manslaughter/Homicide.

<sup>771</sup> Cross-listed in Explosions. The deaths were caused by burning fuel thrown onto the victims.

<sup>772</sup> Cross-listed in Violence-Arson, Manslaughter/Homicide.

<sup>773</sup> Cross-listed in Violence-Arson, Manslaughter/Homicide.

<sup>774</sup> Not cross-listed in Explosions in that it appears that all the fatalities were fire-related.

<sup>775</sup> Cross-listed in Explosions.

**FIRE** – Structural – **By MORTALITY** -- (continued):

268.	1923 -- Apr 27, fire, tenement building, East 109 <sup>th</sup> Street, NYC, NY	-- 12
269.	1926 -- Feb 22, fire, Schindler's Prairie House (hotel), Hurleyville, NY	--11-12
270.	1941 -- Oct 28, home fire from dropped lighted kerosene heater, Montclair, NJ	-- 12
271.	1945 -- May 07, fire, Victory House (war workers lodging), Mobile, AL	-- 12
272.	1947 -- Apr 02, explosion and fire, Lawrence Brown Fireworks plant, Clinton, MO <sup>776</sup> --	12
273.	1955 -- Feb 01, oil stove fire (11 children), tenement, Schuyler St., Amsterdam, NY	-- 12
274.	1956 -- Mar 08, tar-papered Twyman home fire, wife/children/grand-children, Oxford PA	--12
275.	1956 -- July 30, Reagan Nursing Home fire (1 survivor), Puxico, MO	-- 12
276.	1957 -- Dec 5, natural gas explosion/fire, five downtown businesses, Villa Rica, GA <sup>777</sup> --	12
277.	1958 -- Feb 17, duplex fire, including 11 children in two families, Atlanta, GA	-- 12
278.	1961 -- Mar 28, residential fire (lightning?), Alex Whitehead home, Dotsonville, TN <sup>778</sup> --	12
279.	1965 -- Dec 20, fire (arson?), Jewish Community Center, Yonkers, NY <sup>779</sup>	-- 12
280.	1966 -- Oct 17, fire, floor collapse, firefighters killed, Mercantile Building, NYC	-- 12
281.	1968 -- Feb 16, arson fire, Randolph Tavern, 107 W. Reed St., Moberly, MO <sup>780</sup>	-- 12
282.	1969 -- June 03, fire, apartment house, Kansas City, MO	-- 12
283.	1969 -- June 08, arson (patricide) fire, Bailey family home, Parkersburg, WV <sup>781</sup>	-- 12
284.	1970 -- Aug 05, fire, Pensioner Rooming House, E. Hennepin, Minneapolis, MN	--11-12
285.	1971 -- Apr 25, fire, Seventh Avenue Apartments building, Seattle, WA	-- 12
286.	1972 -- Jan 16, fire, Pennsylvania House Hotel (residential/transient), Tyrone, PA	-- 12
287.	1974 -- Aug 25, Washington House hotel fire, Berkeley Springs, WV	-- 12
288.	1975 -- July 07, Pomona Hotel arson fire, skid row, Portland, OR <sup>782</sup>	-- 12
289.	1976 -- Dec 22, Fields department store fire (5 stories), Fulton Street, Brooklyn, NY	-- 12
290.	1976 -- Dec 24, fire, birthday party (10 children), apartment house, Chicago, IL	-- 12
291.	1978 -- Nov 05, arson fire, Allen Motor Inn, Honesdale, Wayne County, PA <sup>783</sup>	-- 12
292.	1978 -- Dec 07, tenement house fire (7 children/5 adults), Central Ward, Newark, NJ	-- 12
293.	1980 -- Dec 18, fire, Avalon Apartment Building, Salt Lake City, UT	-- 12
294.	1982 -- Mar 07, Westchase Hilton Hotel fire, Houston, TX	-- 12
295.	1987 -- Sep 30, residence fire, Milwaukee, WI	-- 12
296.	1989 -- Oct 05, fire, Hillhaven Rehabilitation and Convalescent Center, Norfolk VA	-- 12
297.	2000 -- Aug 19, El Paso Natural Gas pipeline rupture and fire, Carlsbad, NM <sup>784</sup>	-- 12
298.	2006 -- Oct 31, arson fire, Mizpah Hotel, North Lake St., Reno, NV <sup>785</sup>	-- 12
299.	2022 -- Jan 05, rowhouse/apt. fire (8 children/4 adults), Fairmont sec., Philadelphia, PA	-- 12
300.	1854 -- Apr 25, arson fire, Jennings Building (all firemen), Broadway, NY, NY <sup>786</sup>	-- 11

---

<sup>776</sup> Cross-listed in Explosions.

<sup>777</sup> Cross-listed in Explosions – there were fatalities from the explosion and from the resulting fire.

<sup>778</sup> Cross-listed in Lightning.

<sup>779</sup> Cross-listed in Violence-Arson, Manslaughter/Homicide.

<sup>780</sup> Cross-listed in Violence-Arson, Manslaughter/Homicide.

<sup>781</sup> Cross-listed in Violence-Arson, Manslaughter/Homicide.

<sup>782</sup> Cross-listed in Violence-Arson, Manslaughter/Homicide.

<sup>783</sup> Cross-listed in Violence-Arson, Manslaughter/Homicide.

<sup>784</sup> Cross-listed in Structural Failures and in Explosions. Technically perhaps not a “structural” fire.

<sup>785</sup> Cross-listed in Violence-Arson, Manslaughter/Homicide.

<sup>786</sup> Cross-listed in Violence-Arson, Manslaughter/Homicide.

**FIRE – Structural – By MORTALITY -- (continued):**

301.	1867 -- June 18, fire, saloon, near Rock Island Railroad Depot, Chicago, IL	--10-11
302.	1883 -- Mar 10, boarding house fire, Brownsville, ND	-- 11
303.	1887 -- July 09, Alcazar Theater fire and town conflagration, Hurley, WI	--10-11
304.	1888 -- June 04, Mundine Hotel fire, Rockdale, TX	-- 11
305.	1891 -- Mar 13, Central Tennessee Insane Asylum fire, near Nashville, TN	--10-11
306.	1898 -- Mar 13, Bowery Mission and Young Men's Home fire, NYC, NY	-- 11
307.	1900 -- June 15, tenement fire, 34 Jackson Street, NYC, NY	-- 11
308.	1902 -- Jan 29, Italian tenement fire, Fleet Street, North End, Boston, MA	--10-11
309.	1902 -- Feb 09, Empire Hotel lodging house fire, Olive Street, St. Louis, MO	-- 11
310.	1906 -- Jan 10, West Hotel fire, Minneapolis, MN	-- 11
311.	1907 -- Sep 05, Webb Hotel fire, Shelton, WA	--10-11
312.	1909 -- Oct 30, fire, St. Johnsbury, VT	--10-11
313.	1918 -- Sep 17, American Button Company plant fire, Newark, NJ	-- 11
314.	1924 -- Feb 15, Lawrence Building fire, Main Street, Montpelier, VT	-- 11
315.	1928 -- Apr 20, Alexander Industries plane plant fire, Englewood, CO	-- 11
316.	1931 -- Mar 17, county jail stockade fire, Kenansville, NC	-- 11
317.	1942 -- June 03, gasoline explosion/fire, cleaning guns, Army Air Station, Stockton, CA	-- 11
318.	1946 -- Jan 27, fire, Winona Apartments and rooming house, Kansas City, MO	--10-11
319.	1947 -- July 29, Pauline's Beauty School butane gas explos./fire, , Harrisonburg, VA <sup>787</sup>	--11
320.	1948 -- Feb 13, apartment building fire, Hoage family, Cedar Street, Utica, NY	-- 11
321.	1949 -- Mar 3, home coal stove explos./fire/kerosene added, Fox Lake, Lakewood, 12M ~Muskegon MI	--11
322.	1956 -- Jan 29, Arundel Park Hall oyster roast fire, Brooklyn, MD	-- 11
323.	1959 -- Feb 14, apartment building fire (from gas explosion), Ashland, KY	-- 11
324.	1959 -- Mar 15, farm house fire (10 children and farmer), Cross Hill, SC	-- 11
325.	1964 -- Feb 22, house fire (Moses James family, 9 children), near Society Hill, SC	-- 11
326.	1964 -- Nov 04, Dorchester Manor Apartment Hotel fire, Chicago, IL	-- 11
327.	1966 -- Jan 06, Hotel Carlton (and Apartments) fire (from cigarette), St. Paul, MN	-- 11
328.	1966 -- Jan 28, Paramount Hotel fire, Boston, MA	-- 11
329.	1968 -- Feb 11, dwelling fire, Franklin, PA	-- 11
330.	1968 -- July 18, dwelling fire (9 children, 2 adults), St. Albans section, Queens, NY	-- 11
331.	1969 -- Feb 25, Rosen Architectural Office fire, Fifth Ave., Manhattan, NYC, NY	-- 11
332.	1969 -- Apr 06, wood-frame tenement/apartment house fire, Bridgeport, CT	-- 11
333.	1973 -- Sep 13, Washington Hill Nursing Home fire, Philadelphia, PA	-- 11
334.	1973 -- Sep 29, tenement arson fire, Eleventh & Willow, Hoboken, NJ <sup>788</sup>	-- 11
335.	1975 -- June 9, Seminole County Jail fire, mattress set on fire, spreads, Sanford, FL	-- 11
336.	1979 -- Dec 27, Lancaster County Jail fire, Lancaster, SC	-- 11
337.	1980 -- July 24, Vogue Metal Crafts Co./Metgal Mfg. explosion/fire, Queens NY <sup>789</sup>	-- 11
338.	1981 -- Jan 11, single family home fire, East St. Louis, IL	-- 11
339.	1981 -- Oct 24, arson fire, apartment building, 12 <sup>th</sup> and Washington, Hoboken, NJ	-- 11
340.	1985 -- May 13, Philadelphia Police bomb MOVE sparking rowhouse fire, PA <sup>790</sup>	-- 11

<sup>787</sup> Cross-listed in Explosions – most, if not all, deaths were caused by the explosion and building destruction.

<sup>788</sup> Cross-listed in Violence-Arson, Manslaughter/Homicide.

<sup>789</sup> Cross-listed in Explosions.

<sup>790</sup> Cross-listed in Violence-Governmental Use of Force.

341. 1998 -- Mar 22, fire, mt. cabin, spring break youth, Madisonburg Mt. ~Madisonburg, PA-- 11  
 342. 2001 -- Jan 03, single family dwelling fire, Oak Orchard, Sussex Ct., DE -- 11  
 343. 2005 -- Mar 10, townhouse mattress fire, Marrero, LA -- 11  
 344. 2006 -- Nov 27, fire, Anderson Guest House (elderly/mentally-impaired), Anderson, MO-- 11

**FIRE** – Structural – **By MORTALITY** -- (continued)

345. 1860 -- Mar 28, fire, 40<sup>th</sup> Street tenement house, NYC, NY -- 10  
 346. 1865 -- Jun 9, ordnance building explosion & fire, train sparks, Chattanooga, TN<sup>791</sup> -- ~10  
 347. 1877 -- Dec 20, fire, Greenfield Candy Works, Barclay St., NY, NY -- 10  
 348. 1892 -- Oct 28, conflagration, Milwaukee, WI -- 10  
 349. 1898 -- Feb 26, fire & explosions, walls fall, Hall Brothers Chem., Kalamazoo, MI<sup>792</sup>-- 10  
  
 350. 1900 -- Oct 29, fire and explosions, Tarrant & Co. Drug Warehouse, NYC, NY<sup>793</sup> -->7->10  
 351. 1901 -- Nov 06, fire, Klondyke Theater, Harley, WI -- 10  
 352. 1905 -- Jan 03, entire Noweski family killed, home fire, Morris Run, PA -- 10  
 353. 1909 -- Mar 03, fire, tenement building, 374 Seventh Avenue, NYC, NY -- 10  
 354. 1916 -- Oct 05, fire, Christian Brothers College, St. Louis, MO -- 10  
 355. 1919 -- Feb 06, fire, Tokyo Rooming House, South Weller St., Seattle, WA -- 10  
  
 356. 1923 -- Jun 21, fire, tenement building, Federal Street, Chicago, IL -- 10  
 357. 1929 -- Oct 17, fire, Portland Hotel, First Avenue, Seattle, WA -- 10  
 358. 1929 -- Dec 10, fire (lamp), Pathe Film Studio, Manhattan, NYC, NY -- 10  
  
 359. 1933 -- Jun 09, fire, Atlantic Pyroxylin Waste Co., North Arlington, NJ -- 10  
 360. 1934 -- Feb 20, fire, Penn. Mem. Home/Hosp. (Civil War veterans widows), Brookville, PA-- 10  
 361. 1935 -- Sep 29, arson fire, tenement, Chicago, IL<sup>794</sup> -- 10  
 362. 1936 -- Feb 3, fire, dormitory, Parker Dam construction site, Colorado River, CA -- 10  
 363. 1937 -- Feb 5, flooding, natural gas leak/explosion/fire, Floyd St., Louisville, KY<sup>795</sup>-- 10  
  
 364. 1940 -- July 30, explosions & conflagration, R. M. Hollingshead Plant, Camden, NJ<sup>796</sup>--10  
 365. 1940 -- Oct 8, mission school dorm fire, Little, Breathitt County, KY (9 girls/teacher)-- 10  
 366. 1941 -- Feb 05, fire, New Haven Quilt and Pad Company, New Haven, CT -- 10  
 367. 1946 -- Jan 28, gasoline fumes ignite, fire, Tinker Field Hangar ~Oklahoma City, OK-- 10  
 368. 1946 -- Oct 3, explosions/fire, alkylolation unit fractionating tower, Sun Oil Co., Marcus Hook, PA--10  
  
 369. 1950 -- Dec 22, fire, Walker Convalescent Home (for elderly), near Amarillo, TX -- 10  
 370. 1953 -- Jan 27, gas line leak explosion/fire, Jones Electric Co., other stores, Aiken, SC-- 10  
 371. 1954 -- Oct 28, fumes/chemical tank explodes, Charles W. Berg Labs, Philadelphia, PA--10  
 372. 1956 -- Dec 03, Luckenbach Steamship Pier fire, detonators explode, Brooklyn, NY<sup>797</sup>-- 10

<sup>791</sup> Cross-listed in Explosions.

<sup>792</sup> Cross-listed in Explosions -- all deaths were result of building failure following explosions, preceded by fire.

<sup>793</sup> Cross-listed in Fire in that a fire of undetermined source led to a series of explosions (which caused the fatalities).

<sup>794</sup> Cross-listed in Violence-Arson, Manslaughter/Homicide.

<sup>795</sup> Cross-listed in Explosions -- do not have a breakout of deaths by explosion and those by fire.

<sup>796</sup> Cross-listed in Explosions -- a series of explosions started the fires which became a conflagration.

<sup>797</sup> Cross-listed in Explosions. Fire was the precipitating event. All deaths, though, were due to the explosion.

373. 1958 -- Apr 05, home fire (coal gas fumes), Porter Township, near Jersey Shore, PA-- 10

**FIRE** – Structural – **By MORTALITY** -- (continued):

374. 1962 -- Jan 15, fire, Paladino home, Catholic Point community near Center Ridge, AR-- 10  
375. 1963 -- Feb 21, farm/tenant home fire, near Luxora, AR -- 10  
376. 1963 -- Feb 23, home fire (Paul Saville family--wife, 8 children), Morehouse, MO -- 10  
377. 1964 -- Sep 12, farm house fire (Bowdish/McConnell children), Kasota, MN -- 10  
378. 1966 -- Feb 05-06, kerosene heater explodes, fire, rooming house, Miami, FL -- 10  
379. 1969 -- Apr 05, kerosene explosion/fire, house, Oakwood Bayou community ~Dumas, AR-- 10  
380. 1969 -- July 10, fire, farm dwelling (laundry room), Posen, Presque Isle County, MI-- 10  
381. 1969 -- Dec 18, tenement fire/faulty Christmas tree lights, Bushwick/Brooklyn NY -- 9-10
382. 1971 -- Jan 14, Westminster Terrace Presbyterian Nursing Home fire, Buechel, KY -- 10  
383. 1972 -- Jan 26, Green Nursing Home fire<sup>798</sup> (10 patients), Lincoln Heights, OH --all 10  
384. 1972 -- Apr 04, Fair Hills Boarding Home for elderly fire/night/no staff, Rosecrans, WI--10  
385. 1972 -- May 06, Carver Convalescent Center (nursing home) fire, Springfield, IL -- 10  
386. 1972 -- Nov 30, Baptist Towers Home for Senior Citizens fire, Atlanta, GA -- 10  
387. 1973 -- Jan 29, arson fire, Street's Sheltered Care Rest Home, Pleasantville, NJ<sup>799</sup> -- 10  
388. 1973 -- July 11, fire, apartment bldg./rooming house, Main St., Worcester, MA -- 10  
389. 1974 -- Jan 24, Vogel Apartment House fire (7 children, 3 adults), Liberty, NY -- 10  
390. 1976 -- Feb 04, tenement house fire (7 children, 3 adults), Manhattan, NYC, NY -- 10  
391. 1976 -- Dec 20, Witmer Street apartment house juvenile arson fire, Los Angeles, CA-- 10  
392. 1977 -- Dec 10, Wenonah Park Apt. Bldg. fire/light fixture short-circuit, Bay City, MI-- 10  
393. 1977 -- Dec 13, fire, Providence College women's dormitory, Providence, RI -- 10  
394. 1978 -- Nov 05, Younkers Brothers Dept. store fire (employees), West Des Moines, IA--10  
395. 1978 -- Nov 26, fire (probable arson), Holiday Inn Northwest, Ridge Rd., Greece, NY-- 10  
396. 1979 -- Apr 01, fire, Marietta Manor, private care home for elderly, Connellsville, PA-- 10  
397. 1979 -- Apr 11, fire, Halfway House (mental impairment), Lamont Street, Wash. DC-- 10  
398. 1979 -- July 31, arson fire/smoke inhalation deaths, Holiday Inn, Cambridge, OH<sup>800</sup> -- 10
399. 1982 -- May 14, Row House Fire, Baltimore, MD -- 10  
400. 1984 -- Feb 08, family row-house fire, Philadelphia (Kensington section), PA -- 10  
401. 1985 -- July 23, fire, elderly boarding home, Sweet Valley, PA -- 10  
402. 1989 -- Jan 01, rural house fire, Remer, MN -- 10
403. 1991 -- Feb 16, fire (extension cord related), apartment building, New Britain, CT -- 10  
404. 1991 -- Mar 04, Crystal Springs Boarding Home fire, Colorado Springs, CO -- 10  
405. 1991 -- Dec 09, West Side Apartment Building fire, Humboldt Park, Chicago, IL -- 10  
406. 1992 -- June 02, fire, Nu-Way Development Home (adult foster care), Detroit, MI -- 10  
407. 1993 -- May 03, arson fire, apt./tenement bldg., Burlington Ave., Los Angeles, CA<sup>801</sup>-- 10  
408. 1997 -- May 13, fire, board and care facility, Harvey's Lake, PA -- 10

<sup>798</sup> Overheated furnace running on manual rather than automatic (and had not been turned off to cool down).

<sup>799</sup> Cross-listed in Violence-Arson, Manslaughter/Homicide.

<sup>800</sup> Cross-listed in Violence-Arson, Manslaughter/Homicide.

<sup>801</sup> Cross-listed in Violence – Arson.



409.	2004 -- Sep 12, arson fire, Lincoln Park West Apts., Prairie Township, OH	--	10
410.	2007 -- Feb 06, single-family house fire, Bardstown, KY	--	10
411.	2007 -- Mar 07, rowhouse fire, Bronx, NY	--	10
412.	2008 -- Apr 03, residential fire, Brockway, PA	--	10

**FIRE, Structural (some select events with 5-9 deaths each) – By Mortality:**

1891 --	Apr 06, fire, 3 tenement/store houses, NY St., Rochester, Beaver Co., PA	--	9
1916 --	Oct 17, Fire/poisonous fumes, Oakes Manufacturing Co., Long Island City, NY	--	9
1921 --	Nov 27, fire, Rialto Theatre, New Haven, CT	--	9
1948 --	Mar 10/11, fire, Highland Hospital for Nervous Disorders, Asheville, NC	--	9
1954 --	Mar 19, kerosene explodes, home woodstove, Spider Ridge, ~Parkersburg, WV <sup>802</sup>	--	9
1962 --	Dec 20, St. Jude Nursing Home Fire, Hudson, MA	--	9
1967 --	Jan 14, row house fire (cigarette), Philadelphia, PA	--	9
1972 --	Jan 5, fire, Washington Hotel (transients and the elderly), Toppenish, WA	--	8-9
1972 --	June 17, fire/building collapse, 9 firefighters killed, Hotel Vendome, Boston, MA	--	9
1973 --	Feb 07, Navy Corsair II plane crash/apartment building, fire, Alameda, CA <sup>803</sup>	--	8-9
1976 --	June 30, youth prisoners start fire, McDowell County Prison, Marion, NC	--	9
1984 --	Feb 04, home fire, boy playing with lighter, victims 1-8 years old, Tacoma WA	--	9
1993 --	Feb 28, fire, apartment building (8 children, 1 adult), Ludington, MI	--	9
1994 --	Feb 26, fire, from candle; rowhouse; power turned off, west Baltimore, MD	--	9
2005 --	May 21, arson fire, house during child's birthday sleepover, Cleveland, OH <sup>804</sup>	--	9
2006 --	Mar 11, fire, two-story home, Evensville, Rhea County, TN	--	9
2007 --	Jan 13, fire, Emmons Jr. Apartment Building, Huntington, WV	--	9
2007 --	June 18, fire, Sofa Super (furniture) Store, firefighters killed, Charleston, SC	--	9
2012 --	Mar 24, residential home fire, Charleston, WV	--	9
2014 --	Jan 30, fire, home, linked to electric heater, mom, children, Depoy, KY	--	9
1912 --	Oct 30, fire, St. John's Orphanage, San Antonio, TX	--	7-8
1943 --	Feb 16, fire, rooming house, Augusta, ME	--	8
1944 --	April 13, fire, Douglas County Home (for the poor), near Lawrence, KS	--	8
1944 --	Dec 30, residential home fire, Columbus, IN	--	8
1948 --	Mar 23, fire, Ward's Rest/Convalescent Home for elderly, north Omaha, NE	--	8
1950 --	Mar 02, residential family home fire, Monson, ME	--	8
1957 --	Dec 02, home fire, overheated stove, expectant mother, 7 children, Westor, AR	--	8
1959 --	Apr 28, fire, coal-burning stove explosion, Nayakik residence, Point Barrow, AK	--	8
1963 --	Jan 20, home fire, thought related to coal stove, kills family, Calhoun, OK	--	8
1966 --	Nov 6, rowhouse fire, West Franklin Street, West Baltimore, MD	--	8
1967 --	July 4, fire, shanty family residence, Oxford, ME	--	8
1975 --	Jan 18, rowhouse fire (cigarette), 7 children/1 adult, Walbrook Ave. Baltimore, MD--	--	8
1983 --	Aug 31, fire, mentally handicapped home, Annandale Village, Suwanee, GA	--	8

<sup>802</sup> Cross-listed in Explosions. Burning kerosene was thrown on some if not all victims; home burned to ground.

<sup>803</sup> Cross-listed in Aviation. The pilot was believed to have died prior to the crash, one person on the ground killed by the crash, and eight by fire, with one additional death to an unattributed cause, possibly fire.

<sup>804</sup> Cross-listed in Violence – Arson.

1983 -- Dec 09, fire (careless smoking) row house (five children), west Baltimore, MD	--	8
1992 -- Feb 13, fire (space heaters or smoking) row house (5 children), Camden NJ	--	8
1992 -- Dec 05, fire (apparently smoking in bed), row house (8 children), Chester, PA	--	8
1998 -- Apr 27, arson fire? Arlington Manor elderly/disabled boarding home, Arlington, WA <sup>805</sup>	--	8
2007 -- May 22, fire (smoking materials), row house, east Baltimore, MD	--	8
2010 -- Dec 28, fire, abandoned warehouse used by homeless, New Orleans, LA	--	8

**FIRE, Structural – By Mortality (continued):**

1888 -- Aug 09, fire and wall collapse, Caldwell & Griffith block, Chattanooga, TN	--	5-7
1888 -- Sep 02, fire, firefighters killed, Hopkins Place, Baltimore, MD	--	7
1889 -- Nov 30, fire, Tribune Building, Minneapolis, MN	--	7
1901 -- May 03, the Great Jacksonville Fire (conflagration), Jacksonville, FL	--	≥7
1909 -- Aug 30, fire, St. Malachy's Home for Children, Far Rockaway Beach, NY	--	7
1933 -- Feb 08-09, Millard Hotel fire, firefighters killed by falling walls, Omaha, NE	--	7
1936 -- Feb 18, Broyles home fire, overheated stove, South Hutchinson, KS	--	7
1943 -- Feb 11, fire and suffocation (elderly), convalescent home, Sioux falls, SD	--	7
1944 -- Mar 06, children die in home fire, York Beach, ME	--	7
1949 -- Mar 04, fire, Woolworth Dept. Store, firefighters killed, Charleston, WV	--	7
1954 -- Apr 03, fire, mother and six children die, Farm House near Tuttle, ND	--	7
1954 -- Apr 10, kerosene splashed on home stove live coals explodes, fire, Columbia AL	--	7
1956 -- Dec 23, fire, Christmas tree wiring short circuit, Doctors' Hosp., Minneapolis, MN--	--	7
1959 -- Feb 15, residential home fire (grandmother and six children), South Bend, IN	--	7
1959 -- Mar 13, dwelling fire (five children, two adults), Easton, ME	--	7
1959 -- Mar 29, residence fire, children killed, Danielstown, Brunswick County, VA	--	7
1961 -- Feb 01, Mount Vernon Nursing Home fire, Washington, DC	--	7
1963 -- Apr 23, residential fire, River Park Drive, Louisville, KY	--	7
1963 -- Sep 17, fire, Paradise Pines Rest Home (men in 80s), 14 miles south of Riggins, ID--	--	7
1964 -- Mar 03 lightning hits residence starting fire, Forrest City, AR <sup>806</sup>	--	7
1969 -- Jan 18, Carrie Weaver Nursing Home fire, Greenville, MS	--	7
1972 -- Jan 06, home fire from burners on stove, unattended children, Portland, OR	--	all 7
1994 -- Jan 09, fire (clothing on heating grate), row house (6 children), Baltimore, MD	--	7
2006 -- July 20, residential home fire (over-heated refrigerator), Chickasha, OK	--	7
2007 -- Oct 28, beach house fire (young college students), Ocean Isle Beach, NC	--	7
2013 -- Mar 09, home fire (unknown cause), man, woman, 5 children, Gray, KY	--	7
1851 -- Oct 15, fire, orphan asylum, Cincinnati, OH	--	6
1903 -- Feb 20, fire, Clifton Hotel, Cedar Rapids, IA	--	6
1909 -- Apr 11, urban conflagration, Lenox, MA	--	6
1916 -- Mar 26, fire, San Antonio Country Club, San Antonio, TX	--	6
1953 -- Jan 25, Gallagher Nursing Home fire (careless smoking), Billings, MT	--	6
1954 -- Apr 03, explosion and fire, kerosene poured in home stove, Glouster, OH <sup>807</sup>	--	6
1955 -- Feb 01, home fire, all children, Chuckatuck, VA	--	6

<sup>805</sup> Believed to have been set by suicidal patient with schizophrenia, who had set fire at another location.

<sup>806</sup> Cross-listed in Lightning.

<sup>807</sup> Cross-listed in Explosions.

1959 -- Jan 05, fire, residential, coal-burning stove, Winstonville, Bolivar County, MS	--	6
1959 -- Jan 20, fire (exploding stove?), residence, children killed, Ashland, ME	--	6
1959 -- Mar 16, fire, residence (father and five children), Superior, WI	--	6
1959 -- Apr 25, fire, Waldrop residence, Hill City, near Calhoun, GA	--	6
1960 -- Mar 27, home fire kills widow and five children, Winthrop, ME	--	6
1961 -- Sep 24, one-ton stake-body truck (carrying 17) overturns/burns, Jacksonville, FL	--	6
1963 -- May 03, fire, home for mentally-challenged children, Rockville, IN	--	6
1963 -- Dec 16, children die, duplex home fire, space heater spilled oil, Portland, ME	--	6
1966 -- Dec 28, family farmhouse fire, Panton, VT	--	6
1971 -- July 23, fire, Howard Johnson's Motor Lodge, New Orleans, LA	--	6
1971 -- Sep 15, fire and suffocations, Lil-Haven Nursing Home, Salt Lake City, UT	--	6
1975 -- Dec 28, fire, Breezy Point Inn, Island Lake, near Duluth, MN	--	6
1989 -- July 04, home fire, children, locked in house, River Park Drive, Louisville, KY	--	6
1992 -- July 07, arson fire set by mother kills six of her children, Baltimore, MD <sup>808</sup>	--	6
1993 -- Feb 27, arson fire & mass murder, Apartment Building, Providence, RI <sup>809</sup>	--	6
1999 -- Jan 01, fire, Hatfield family home ( from LP gas heater in garage), Ceylon, MN	--	6
2006 -- Mar 11, fire, residential, wood-burning stove probable cause, Shoals, IN	--	6
2006 -- Apr 07, fire, residential, propane lantern ignites mtl. in mobile home, Jacksonville, FL	--	6
2010 -- Dec 14, fire, two-story brick row house home, east Baltimore, MD	--	6
2014 -- Feb 22, house fire (parents and four children), Indianapolis, IN	--	6
2014 -- Aug 29, mobile home fire (cause undetermined), just outside Garland, NC	--	6
2014 -- Nov 01, rooming house fire (landlord charged with manslaughter), Portland, ME	--	6

**Fire (Structural) – By Mortality – continued:**

1902 -- Aug 24, residential house fire kills children, Portland, ME	--	5
1916 -- Dec 22, Kansas Masonic Charity Home fire, Wichita, KS	--	5
1935 -- Jan 01, Cherokee County Home for elderly men's dormitory fire, Gaffney, SC	--	5
1950 -- July 16, fire, lead and zinc smelting plant, Lark, UT	--	5
1954 -- Jan 04, residential home fire, 5 children die, Oglethorpe, GA	--	5
1954 -- Jan 04, home oil space heater explodes, fire, Old Orchard Beach, ME	--	5
1954 -- Jan 21, stove explodes, home burns, mother and 4 children die, Gordon, NE	--	5
1954 -- Aug 23, home fire (children), wrong-size fuses/defective wiring, Waterville, ME	--	5
1958 -- Jan 27, fire & suffocation deaths, Olympia Hotel, Walnut St., Des Moines, IA	--	5
1955 -- Jan 31, fire (mother and children), home oil stove, Lakeview, GA	--	5
1956 -- Dec 23, fire, downtown apartment building, mother, four children, Meriden, CT	--	5
1958 -- Nov 27, fire, Mary Flake Home for Handicapped Children, Warr Acres, OK	--	5
1959 -- Feb 15, home fire, thought to be from coal cooking stove, Pinson Fork, KY	--	5
1968 -- Mar 26, Jackson Hotel fire (inebriated woman with lit cigarette), Omaha, NE	--	5
1992 -- Nov 8, fire (fireplace ashes in box), residence, South Jordan (near Salt Lake), UT	--	5
1992 -- Dec 17, fire, four-family apartment building, Auburn, WA	--	5
2007 -- Oct 2, fire, 1,000 deep tunnel at Xcel hydroelectric plant, Georgetown, CO	--	5

<sup>808</sup> Cross-listed in Violence-Arson.

<sup>809</sup> Cross-listed in Violence-Arson.

**FIRE – STRUCTURAL – CHRONOLOGICAL**

1. 1811 -- Dec 26, theatre fire, Richmond, VA --61-75
2. 1822 -- Jan 24, Philadelphia Orphan Asylum fire, Schuylkill & Cherry, Philly, PA -- 23
3. 1833 -- Oct 04, Fire, Eagle Woolen Mills, Allegheny, PA -- 13
4. 1841 -- Aug 20, Fire, Gunpowder Explosion, carpenter's shop, Syracuse, NY<sup>810</sup> -- 26
5. 1845 -- July 19, Fire and Explos., New, Broad, Beaver, Broadway Sts., NYC, NY<sup>811</sup> -- 30
6. 1849 -- May 17, Fire, 27 Boats, much of Wharf & Business District, St. Louis, MO -- 3-20
7. 1850 -- Feb 04, Boiler Explosion & Fire, Taylor & Co., Hague St., Manhattan, NY<sup>812</sup> --60-75
8. 1850 -- July 09, Fire, Old City Philadelphia, PA -- 44
9. 1850 -- Dec 03, Fire, Maine Insane Asylum, Augusta, ME -- 28
10. 1851 -- May 3-4, Conflagration, "Fifth Great Fire," San Francisco, CA -- ~14~30
- 1851 -- Oct 15, Fire Orphan Asylum, Cincinnati, OH -- 6
11. 1854 -- Apr 25, Arson, Jennings Building (all firemen), Broadway, NY, NY<sup>813</sup> -- 11
12. 1857 -- Apr 14, Fire, Warehouse wall/floor collapse, Charles Street, Baltimore, MD -- 12
13. 1857 -- Oct 19, Fire, Brothel, Stores, Warehouses, S. Water Street, Chicago, IL -- 27
14. 1858 -- Feb 20, Fire, Pacific Hotel, St. Louis, MO --21-30
15. 1860 -- Jan 10, building collapse, fire, Pemberton Cotton Mills, Lawrence, MA<sup>814</sup> -- 90-145
16. 1860 -- Feb 02, tenement building fire, 142 Elm Street, East Manhattan, NY, NY --10-20
17. 1860 -- Mar 28, 40th Street tenement house fire, NYC, NY -- 10
18. 1860 -- Sep 21, building falls during fire and explosion (alcohol), New Orleans, LA<sup>815</sup>-- 15
19. 1864 -- Jun 17, explosion/fire, Washington Arsenal, Greenleaf Pt.,<sup>816</sup> District of Col.<sup>817</sup>-- 21
20. 1865 -- Feb 08, conflagration fire, Philadelphia, PA -- 20
21. 1865 -- Jun 09, Ordnance Building explosion/fire, train sparks, Chattanooga, TN<sup>818</sup> -- ~10
22. 1866 -- Jan, Jail and City Guard House burns, Marietta, GA -- 13
23. 1867 -- June 18, fire, saloon, near Rock Island Railroad Depot, Chicago, IL --10-11
24. 1867 -- June 19, Fox's American Theater fire, Philadelphia, PA --10-15
25. 1870 -- December 25, Fire, Spotswood Hotel, Richmond, VA -- 9-12
26. 1871 -- Sep 15, Fire, Pioche, NV -- 13
27. 1871 -- Oct 8-10, The Great Chicago Fire, IL --250-300
28. 1872 -- Nov 9-10, Conflagration ("Great Boston Fire of 1872"), Boston, MA --25-41
29. 1872 -- Dec 10, Fire, Fifth Avenue Hotel, New York, NY -- 22

---

<sup>810</sup> Cross-listed in Explosions.

<sup>811</sup> Cross-listed under Explosions.

<sup>812</sup> Cross-listed under Explosions.

<sup>813</sup> Cross-listed in Violence-Mass Murder.

<sup>814</sup> Cross-listed in structural failures – while the most died in collapse, at least 14 trapped died when the fire started.

<sup>815</sup> Cross-listed in Explosions (the explosion caused the building to fall, which was the cause of deaths).

<sup>816</sup> Now part of Fort McNair between the Washington Channel to the west and the Anacostia River to the southeast.

<sup>817</sup> Cross-listed in "Explosions."

<sup>818</sup> Cross-listed under Explosions.

30. 1874 -- Sep 19, fire, Granite Mill No. 1, fall River, MA --23-25  
 31. 1875 -- May 27, Holyoke Catholic Church fire, Holyoke, MA -- 75  
 32. 1876 -- March 7, Fire, Home for the Aged, East Brooklyn, NY -- 18  
 33. 1876 -- Dec 5, Conway Theater Fire, Trampling, Suffocation, Brooklyn, NY<sup>819</sup> --284-300  
 34. 1877 -- Apr 11, Southern Hotel Fire, St. Louis, MO --16-21  
 35. 1877 -- Jun 08, Fire, Wall Failure, Sanford & Son's Hat Factory, Bridgeport, CT --11-13  
 36. 1877 -- Dec 20, Fire, Greenfield Candy Works, Barclay St., NY, NY -- 10  
 37. 1878 -- Apr 7, Fire, Steuben County House (poor house/insane asylum), Bath, NY --15-16

**FIRE** – STRUCTURAL – **CHRONOLOGICAL** – Cont.

38. 1880 -- Nov 15, Fire, Minnesota State Asylum for Insane, St. Paul, MN --24-30  
 39. 1880 -- Dec 17, Fire, M.H. Birge & Co.'s "Manufactory," Buffalo, NY -- 13  
 40. 1881 -- Jan 07, Fire, Strafford County Farm [for paupers], near Dover, NH --13-15  
 41. 1881 -- Feb 27, Fire, St. Patrick's Orphanage, Scranton, PA -- 17  
 42. 1881 -- Oct 12, Fire, Randolph Cotton and Woolen Mill, Randolph St., Philly, PA -- 9-12  
 43. 1881 -- Dec 10, Lamp Fire, Boarding House, Rock Cut, ~Pittsburgh, PA --16-17  
 44. 1882 -- Jan 31, Fire, World Building, Park Row and Beekman St., NYC, NY -- 12  
 45. 1883 -- Jan 10, Fire (suspected arson), Newhall House (Hotel), Milwaukee, WI ---71--90  
 46. 1883 -- Mar 10, Fire, Boarding House, Brownsville, ND -- 11  
 47. 1883 -- Apr 07, Structural Failure and Fire, Ende Hotel, Greenville, TX<sup>820</sup> --13-15  
 48. 1883 -- Aug 23, George-Whiting Paper Mill Fire/Explosion, Menasha, WI -- 16  
 49. 1884 -- Jan 05, Fire, Immaculate Conception Academy (Convent/School), Belleville, IL-- 32  
 50. 1884 -- Apr 30, Fire, Van Buren County, MI Poorhouse, near Harford, MI --13-15  
 51. 1884 -- Dec 18, Fire, St. John's Home Catholic Orphan Asylum, Brooklyn, NY --23-25  
 52. 1885 -- Jan 18, Fire, Illinois Eastern Hospital for Insane, Kankakee, IL -- 18  
 53. 1885 -- Feb 12, Arson Fire, Dept. for Insane, Blockley Almshouse, Philly, PA<sup>821</sup> --19-20  
 54. 1885 -- May 21, Stove Explodes, Fire, Sullivan's Printing Bldg., Cincinnati, OH -- 18  
 55. 1886 -- Dec 28, Fire, Steamer/Boarding House *Bradish Johnson*, Jackson, AL<sup>822</sup> -- ~24  
 56. 1887 -- Mar 18, Fire, Richmond Hotel (Young Men's Assn.), Buffalo, NY -- 15  
 57. 1887 -- Mar 24, Fire, Colby Iron Mine Boarding House, Bessemer, MI -- 12  
 58. 1887 -- July 9, Alcazar Theater Fire and town Conflagration, Hurley, WI --10-11  
 59. 1888 -- June 4, Fire, Mundine Hotel, Rockdale, TX -- 11  
 60. 1888 -- Aug 03, Fire, Tenement House, 197 Bowery, NY, NY --17-20  
     1888 -- Aug 09, Fire, Wall Collapse, Caldwell & Griffith block, Chattanooga, TN -- 5-7  
 61. 1888 -- Aug 22, Fire & Bleach Explosion, G. Whiting Paper Mill, Neenah, WI<sup>823</sup> -- 18  
     1888 -- Sep 02, Fire, Firefighters killed, Hopkins Place, Baltimore, MD -- 7  
 62. 1888 -- Nov 09, Fire, Steam-Gauge and Lantern Works, Rochester, NY --34-38  
     1889 -- Nov 30, Fire, Tribune Building, Minneapolis, MN -- 7  
  
 63. 1890 -- Feb 02, Shop and Tenement Fire, North Street, Boston, MA --12-14

<sup>819</sup> Cross-listed under Violence-Crushing, Trampling, Suffocation.

<sup>820</sup> Cross listed in Structural Failures.

<sup>821</sup> Cross-listed in Violence-Mass Murder.

<sup>822</sup> Cross-listed in Maritime.

<sup>823</sup> Cross-listed in Explosions (the cause of most, if not all, of the deaths).

64.	1890 -- Mar 17, fire/bldg. collapse on firemen, Bowen-Merrill Co., Indianapolis, IN	--	13
65.	1890 -- May 07, Chenango County Poorhouse & Asylum fire, Preston, NY	--	13
66.	1891 -- Mar 13, Fire, Central Tennessee Insane Asylum, near Nashville, TN	--	10-11
	1891 -- Apr 06, Fire, 3 tenement/store houses, NY St., Rochester, Beaver Co., PA	--	9
67.	1891 -- Dec 09, fires, Bamberger & Candy/Fireworks bldgs., Main St., Louisville, KY	--	12
68.	1892 -- Jan 21, Surgical Institute (hospital) fire, IL and GA streets, Indianapolis, IN	--	19
69.	1892 -- Feb 7, Fire, Hotel Royal, Fortieth Street & Sixth Avenue, NYC, NY	--	28-30
70.	1892 -- Apr 27, Fire, Gilmore's Central Theater, Philadelphia, PA	--	14
71.	1892 -- Jun 05, Dam Failure, Oil Fire, Titusville, Oil City, PA <sup>824</sup>	--	350
72.	1892 -- Oct 28, Conflagration, Milwaukee, WI	--	10
73.	1893 -- Feb 09, Fire, Strafford County Workhouse, near Dover, NH	--	41
74.	1893 -- July 10, Fire, Columbia Exposition Cold Storage Warehouse, Chicago, IL	--	17-19
75.	1894 -- Dec 24, Fire, Chrisman Bros. Hall, Silver Lake, Lake County, OR	--	43
76.	1895 -- Dec 31, Fire, Delavan House, Albany NY	--	16
77.	1896 -- Sep 05, Fire, Yore's Opera House, Benton Harbor, MI	--	12

**FIRE** – STRUCTURAL – **CHRONOLOGICAL** – Cont.

78.	1898 -- Feb 09, Fire & Explosions, Chautauqua Lake Ice Co. Bldg., Pittsburgh, PA <sup>825</sup>	--	14-20
79.	1898 -- Feb 26, Fire/Explosions, walls fall, Hall Brothers Chem., Kalamazoo, MI <sup>826</sup>	--	10
80.	1898 -- Mar 13, Fire, Bowery Mission and Young Men's Home, NYC, NY	--	11
81.	1898 -- Mar 16, fire/explosion, Ayer Bldg. (Mercantile), Wabash Ave., Chicago, IL	--	16
82.	1899 -- Feb 12, Fire, State Insane Asylum, near Yankton, SD	--	17
83.	1899 -- Mar 17, Fire, Windsor Hotel, Fifth Avenue, New York, NY	--	45
84.	1900 -- Mar 12, Arson Fire (charged), Italian Tenement Building, Newark, NJ <sup>827</sup>	--	16
85.	1900 -- June 15, Tenement Fire, 34 Jackson Street, NYC, NY	--	11
86.	1900 -- June 30, North German Lloyd Line Fire, Piers & Ships, Hoboken, NJ	--	325-400
	-- 9 <i>Bremen</i> (crew). Hoboken Historical Museum.		
	-- 0 <i>Kaiser Wilhelm der Grosse</i> . Hoboken Historical Museum.		
	-- 44 <i>Main</i> . Hoboken Historical Museum. CD-ROM: 1900 Hoboken Pier Fire.		
	-- 99 <i>Saale</i> . Eastlake, Russell, Sharpe. <i>World Disasters</i> . "Saale, New York." 2001, p. 30.		
	--173 "...on the piers." Hoboken Historical Museum.		
87.	1900 -- July 03, Arson Fire (alleged), Tenement, Adams and First Sts., Hoboken NJ <sup>828</sup>	--	13-14
88.	1900 -- Oct 29, Fire and Explosions, Tarrant & Co. Drug Warehouse, NYC, NY <sup>829</sup>	--	7-10
89.	1901 -- Jan 08, Fire/Boiler Explosion, Orphan Asylum, Rochester, NY	--	31
	1901 -- May 03, the Great Jacksonville Fire (conflagration), Jacksonville, FL	--	≥7
90.	1901 -- Aug 14, Waterworks Crib Fire, two miles off Cleveland Harbor, OH <sup>830</sup>	--	12-13

<sup>824</sup> Cross-listed under Dam Failures

<sup>825</sup> Cross-listed in Explosions. It is not clear whether the fire or the first explosion came first. Most of the fatalities were explosion-related – walls falling and building components failing.

<sup>826</sup> Cross-listed in Explosions -- all deaths were result of building failure following explosions, preceded by fire.

<sup>827</sup> Cross-listed in Violence-Arson, Manslaughter/Homicide.

<sup>828</sup> Cross-listed in Violence-Arson, Manslaughter/Homicide.

<sup>829</sup> Cross-listed in Fire in that a fire of undetermined source led to a series of explosions (which caused the fatalities).

91. 1901 -- Oct 25, fire, Hunt & Wilkinson Co. Furniture Warehouse, Philadelphia PA --21-25  
 92. 1901 -- Nov 06, fire, Klondyke Theater, Harley, WI -- 10

**FIRE** – STRUCTURAL – **CHRONOLOGICAL** – continued

93. 1902 -- Jan 29, Italian tenement fire, Fleet Street, North End, Boston, MA --10-11  
 94. 1902 -- Feb 09, Empire Hotel lodging house fire, Olive Street, St. Louis, MO -- 11  
 95. 1902 -- Feb 22, Fire, Park Avenue Hotel, New York City, NY -- 20  
 96. 1902 -- June 09, Fire, St. Luke's Society Sanitarium, Wabash / 21<sup>st</sup>, Chicago, IL --12-13  
 1902 -- Aug 24, Residential House Fire kills children, Portland, ME -- 5  
 97. 1902 -- Oct 21, Fire/glucose tank explosion, Glucose Sugar Refinery, Chicago, IL --11-12  
 98. 1902 -- Dec 04, Fire, Lincoln Hotel, Madison Street, Chicago, IL -- 14
- 1903 -- Feb 20, Fire, Clifton Hotel, Cedar Rapids, IA -- 6
99. 1903 -- Nov 01, "House of All Nations" Tenement Fire, Eleventh Ave., NYC, NY -- 25  
 100. 1903 -- Nov 21, Railroad Workmen "Shanty" Fire, near Lilly (~Johnstown), PA --31-35  
 101. 1903 -- Dec 18, Fire, Women's Dormitory Walden University, Nashville, TN -- 9-15  
 102. 1903 -- Dec 30, Fire, suffocation, trampling, Iroquois Theater, Chicago, IL<sup>831</sup> -- 602
103. 1904 -- June 04, Corning Distillery Fire, Explosions, Building Collapse, Peoria, IL -- 15  
 104. 1904 -- Sep 04, Fire, 5-Story Tenement, Attorney St., New York City, NY -- 15  
 105. 1904 -- Nov 20, Fire, Tenement House, Troutman Street, Brooklyn, NY -- 12
106. 1905 -- Jan 03, Entire Noweski Family Killed, Fire, Morris Run, PA -- 10  
 107. 1905 -- Mar 14, Fire, Tenement, Allen St., New York City, NY -- 20  
 108. 1905 -- Mar 20, Boiler Explos. & Fire, Grover & Co. Shoe Factory, Brockton, MA<sup>832</sup>-- 58  
 109. 1905 -- Sep 17, Fuse Factory Explosion & Fire, Avon, CT -- 9-12
110. 1906 -- Jan 10, West Hotel Fire, Minneapolis, MN -- 11  
 111. 1906 -- Apr 18, Earthquake, Fire, Landslides, San Francisco vicinity, CA<sup>833</sup> --3,000-5,000  
 112. 1906 -- Oct 25, Fire, Chamber of Commerce Building, Kansas City, KS -- 15
113. 1907 -- July 28, Fire, Tenement House, 222 Chrystie Street, East Side, NYC, NY --19-20  
 114. 1907 -- Sep 05, Fire, Webb Hotel, Shelton, WA --10-11
115. 1908 -- Jan 13, Fire and Trampling, Rhoads Opera House, Boyertown, PA<sup>834</sup> -- 170  
 116. 1908 -- Mar 4, Fire, Trampling, Lake View Elementary Sch., Collinwood, OH<sup>835</sup>--175-176  
 117. 1908 -- Apr 12, The Great Chelsea Fire/Conflagration of 1908, Chelsea, MA --15-19  
 118. 1908 -- May 03, Fire, Aveline Hotel, Fort Wayne, IN -- 12

---

<sup>830</sup> Cross listed in Mines Tunnels and Quarries.

<sup>831</sup> Cross-listed in Violence-Crushing, Trampling, Suffocation.

<sup>832</sup> Cross-listed under Explosions.

<sup>833</sup> Cross-listed in Earthquake and in Landslides, in that there were a small number of deaths due to slides.

<sup>834</sup> Cross-listed under Violence-Crushing, Trampling, Suffocation.

<sup>835</sup> Cross-listed under Violence-Crushing, Trampling, Suffocation.

**FIRE** – STRUCTURAL – **CHRONOLOGICAL** – continued:

119.	1909 -- Mar 03, fire, tenement building, 374 Seventh Avenue, NYC, NY	-- 10
	1909 -- Apr 11, urban conflagration, Lenox, MA	-- 6
	1909 -- Aug 30, fire, St. Malachy's Home for Children, Far Rockaway Beach, NY	-- 7
120.	1909 -- Oct 30, business district fire, St. Johnsbury, VT	--10-11
121.	1909 -- Nov 08, explosion, fire, Robert Morrison Comb Factory, Brooklyn NY <sup>836</sup>	--10-12
122.	1910 -- Mar 25, Fire, L. Fish & Co. Furniture Store, Wabash Ave., Chicago, IL	-- 12
123.	1910 -- Oct 01, Los Angeles Trade Unionist Dynamiting and Fire, <i>LA Times</i> , CA <sup>837</sup>	-- 21
124.	1910 -- Nov 26, Fire, Asch Factory, Orange & High Streets, Newark, NJ	-- 25
125.	1910 -- Dec 21, Fire, Friedlander Leather Remnants Factory, Philadelphia, PA	-- 14
126.	1910 -- Dec 22-23, Fire, Nelson-Morris Meatpacking Plant, Stockyards, Chicago, IL	-- 24
127.	1911 -- Mar 25, Fire, Triangle Shirtwaist Company, NYC, NY	--146-147
	1912 -- Oct 30, Fire, St. John's Orphanage, San Antonio, TX	-- 7-8
128.	1913 -- Feb 28, Dewey Hotel Fire and possible gas explosion, Omaha, NE	-- 5-20
129.	1913 -- July 21, Fire, Convict Cage, Oakley Convict Farm, Hinds County, MS	-- 35
130.	1913 -- July 22, Binghamton Clothing Company Fire, New York City, NY	-- 35
131.	1913 -- Dec 02, Fire, Arcadia Boarding House ("Hotel"/Flop House), Boston, MA	-- 28
132.	1914 -- Mar 08, Fire, wall fall (17 <sup>th</sup> ) Missouri Athletic Club (Lodging), St. Louis, MO <sup>838</sup>	37
133.	1915 -- Oct 25, Fire, Union Paper Box Company, Pittsburgh, PA	-- 14
134.	1915 -- Oct 28, Fire, Trampling, St. John's Parochial School, Peabody, MA <sup>839</sup>	-- 21
135.	1915 -- Nov 06, Fire, Essex Waist Co., Diamond Factory, Brooklyn, NY	-- 12
136.	1916 -- Mar 06, Jail Fire, "El Holocausto," or the "Jail Holocaust," El Paso, TX	--18-30
	1916 -- Mar 26, Fire, San Antonio Country Club, San Antonio, TX	-- 6
137.	1916 -- May 10, Explosion, Fire, Trampling, Theater, Wallaceton, VA	--13-26
138.	1916 -- Oct 05, Fire, Christian Brothers College, St. Louis, MO	-- 10
	1916 -- Oct 17, Fire/poisonous fumes, Oakes Manufacturing Co., Long Island City, NY	-- 9
	1916 -- Dec 22, Fire, Kansas Masonic Charity Home, Wichita, KS	-- 5
139.	1917 -- Feb 02, Gas Explosion/Fire, Tenement Buildings, Chicago, IL <sup>840</sup>	-- 14
140.	1918 -- Jan 12, Fire, Boys dorm., Dwight Indian Mission School, Marble City, OK	-- 13
141.	1918 -- Apr 13, Fire, Oklahoma State Hospital for the Insane, Norman, OK	--39-40
142.	1918 -- July 02, Semet-Solvay Co. TNT Plant Fire/Explosions, Split Rock, NY <sup>841</sup>	-- 50

<sup>836</sup> Not cross-listed in Explosions in that it appears that all the fatalities were fire-related.

<sup>837</sup> Cross-listed in Violence-Bombing and Violence-Labor-related.

<sup>838</sup> Thirty fatalities from the March 8<sup>th</sup> fire and 7 fatalities from the March 17<sup>th</sup> Missouri Athletic Club wall fall.

<sup>839</sup> Cross-listed in Violence subsection: Crushing, Trampling, Suffocation. Most of the girls died at the door block.

<sup>840</sup> Cross listed in Explosions.



143. 1918 -- Sep 17, fire, American Button Company plant, Newark, NJ -- 11

**FIRE** – Structural – **CHRONOLOGICAL** – continued

144. 1919 -- Jan 07, explosion and fire, Film Exchange, Penn Ave., Pittsburgh, PA<sup>842</sup> --10-12  
145. 1919 -- Feb 06, Tokyo Rooming House fire, South Weller St., Seattle, WA -- 10  
146. 1919 -- May 19, Mental Asylum Fire in Columbia, SC -- 16  
147. 1919 -- Nov 22, Stove Explos./Fire/Crushing, Dance Hall/Store, Ville Platte LA<sup>843</sup> --25-28
148. 1920 -- Sep 06, Fire, Houston Hotel, Klamath falls, OR --10-14
149. 1921 -- Jan 30, Fire (cigarette), Colonial Hotel, Newark Street, Hoboken, NJ -- 13  
150. 1921 -- Sep 14, Explosion/Fire, Atlantic Refining Co., Point Breeze, Philadelphia, PA<sup>844</sup> 16  
151. 1921 -- Nov 14, Fire, Tenement House, 108 West 17<sup>th</sup> St., NYC, NY --10-12  
1921 -- Nov 27, Fire, Rialto Theatre, New Haven, CT -- 9
152. 1922 -- Feb 07, Fire, Lexington Hotel, Richmond, VA -- 12  
153. 1922 -- Oct 22, Fire, Apartment House, Lexington Avenue, NY, NY -- 15
154. 1923 -- Feb 18, Manhattan State Hospital fire, Ward's Island, NY -- 27  
155. 1923 -- Feb 23, fire, garage and apartments, Hatley Building, Kansas City, KS -- 13  
156. 1923 -- Apr 27, fire, tenement building, East 109<sup>th</sup> Street, NYC, NY -- 12  
157. 1923 -- May 17, fire, Cleveland School District, Kershaw County, near Camden, SC -- 77  
158. 1923 -- Jun 21, fire, tenement building, Federal Street, Chicago, IL -- 10  
159. 1923 -- Dec 26, fire, Illinois State Hospital for the Insane, Dunning, IL -- 18
160. 1924 -- Feb 15, Fire, Lawrence Building, Main Street, Montpelier VT -- 11  
161. 1924 -- May 31, Fire, Hope Development School, Playa Del Rey, near Venice CA -- 24  
162. 1924 -- Dec 24, Babbs Switch School Fire, Hobart, OK -- 36
163. 1926 -- Jan 23, Fire, Lafayette Hotel, North Seventh Street, Allentown, PA -- 13  
164. 1926 -- Feb 22, Fire, Schwindler's Prairie Hotel, Hurleyville, NY --11-12  
165. 1926 -- July 14, Fire, Twilight Inn, Haines falls, NY -- 14
166. 1927 -- Apr 23, Fire/Explosions, Briggs Manufacturing Co., Detroit, MI -- 23
167. 1928 -- Feb 10, Vaporizer explos./fire, Beacon Oil Co. Refining Plant, Everett, MA<sup>845</sup> -- 14  
168. 1928 -- Apr 20, Fire, Alexander Industries Plane Plant, Englewood, CO -- 11  
169. 1928 -- Nov 08, explosion, fire, Preble Box Toe Co. Plant and house, Lynn, MA<sup>846</sup> --20-21

---

<sup>841</sup> Cross-listed under Explosions.

<sup>842</sup> Cross-listed in Explosions.

<sup>843</sup> Cross-listed in Explosions and in Violence/Trampling.

<sup>844</sup> Cross-listed in Explosions.

<sup>845</sup> Cross-listed in Explosions. Most deaths were from the vaporizer explosion and a few from the resulting fire.

<sup>846</sup> Cross-listed in Explosions. Besides deaths in the factory, seven people in adjoining house-fire died.

**FIRE** – Structural -- **CHRONOLOGICAL** -- (continued):

170.	1929 -- May 15, Cleveland Clinic (hospital) fire, Cleveland, OH	-- 125
171.	1929 -- Sep 20, Study Club Fire, Detroit, MI	-- 22
172.	1929 -- Oct 17, fire, Portland Hotel, First Avenue, Seattle, WA	-- 10
173.	1929 -- Dec 10, fire (lamp), Pathe Film Studio, Manhattan, NYC, NY	-- 10
174.	1930 -- Apr 22, Ohio State Penitentiary fire, Columbus, OH	--320-322
175.	1931 -- Mar 17, fire, stockade, Duplin County Jail, Kenansville, NC	-- 11
176.	1931 -- July 24, Home for the Aged fire, Pittsburgh, PA	-- 48
177.	1932 -- Jun 07, explos./arson/mass murder, Ellington Apartments, Cleveland, OH <sup>847</sup> --	13
	1933 -- Feb 08-09, Millard Hotel fire, firefighters killed by falling walls, Omaha, NE--	7
178.	1933 -- June 09, Atlantic Pyroxylin Waste Company fire, North Arlington, NJ	-- 10
179.	1934 -- Feb 20, Penn. Mem. Home/Hosp. (Civil War veterans widows) fire, Brookville, PA--	10
180.	1934 -- Mar 24, Federal Transient Bureau Lodging fire, Lynchburg, VA	-- 22
181.	1934 -- Dec 11, Kerns Hotel fire, Grand Avenue, Lansing, MI	-- 34
	1935 -- Jan 01, fire, Cherokee County Home for elderly men dormitory, Gaffney, SC--	5
182.	1935 -- Sep 29, tenement arson fire, Chicago, IL <sup>848</sup>	-- 10
183.	1936 -- Feb 03, dormitory fire, Parker Dam construction site, Colorado River, CA	-- 10
184.	1936 -- Feb 12, Victoria Mansion Hotel fire, Lexington & Seventh, Lakewood, NJ	-- 16
	1936 -- Feb 18, Broyles home fire, overheated stove, South Hutchinson, KS	-- 7
185.	1936 -- Apr 06, tornado and fire, Cooper Pants Factory, Gainesville, GA <sup>849</sup>	--40-70
186.	1937 -- Feb 05, flooding, natural gas leak/explosion/fire, Floyd St., Louisville, KY <sup>850</sup> --	10
187.	1938 -- May 16, Terminal Hotel fire, Atlanta, GA	-- 35
188.	1940 -- Jan 03, Marlborough (apartment) Hotel fire, Minneapolis, MN	-- 19
189.	1940 -- Apr 23, Rhythm Night Club fire/suffocation/trampling, Natchez, MS	-- 209
190.	1940 -- July 30, explosions/conflagration, R. M. Hollingshead plant, Camden, NJ <sup>851</sup> --	10
191.	1940 -- Oct 08, mission school dorm fire, Little, Breathitt County, KY (9 girls/teacher)--	10
192.	1941 -- Feb 05, New Haven Quilt and Pad Company fire, New Haven, CT	-- 10
193.	1941 -- Feb 07, Salvation Army Homeless Shelter/Lodging fire, Akard St., Dallas, TX--	13
194.	1941 -- Mar 10, Strand Theater fire & roof collapse, Brockton, MA	-- 13
195.	1941 --Aug 18, NY & Cuba Mail Steam Ship Co. Piers fire, <i>Panuco</i> , Brooklyn NY	--34-35
196.	1941 -- Oct 28, home fire from dropped lighted kerosene heater, Montclair, NJ	-- 12

<sup>847</sup> Cross-listed in Violence-Mass Murder.

<sup>848</sup> Cross-listed in Violence-Mass Murder.

<sup>849</sup> Cross-listed in Tornadoes. There were ~203 tornado deaths, including those from this fire. Most probably some of these deaths can be attributed to the destruction of the building. Many, mostly girls and women, had sought safety in the basement, only to be trapped when the building was destroyed and caught fire.

<sup>850</sup> Cross-listed in Explosions -- do not have a breakout of deaths by explosion and those by fire.

<sup>851</sup> Cross-listed in Explosions -- a series of explosions started the fires which became a conflagration.

**FIRE -- Structural -- CHRONOLOGICAL -- (continued):**

197. 1942 -- Jan 20, fire, Melvin Hall Apartments, Lynn, MA -- 13  
 198. 1942 -- Nov 28, Fire/trampling/suffocation, Cocoonut Grove Nightclub, Boston, MA<sup>852</sup>498
199. 1943 -- Jan 31, fire, Lake Forest Park Sanitarium,<sup>853</sup> Lake Forest Park, WA -- 32  
 1943 -- Feb 11, fire and suffocation (elderly), convalescent home, Sioux falls, SD -- 7  
 1943 -- Feb 16, rooming house fire, Augusta, ME -- 8
200. 1943 -- Feb 18, Boeing XB-29 crash into Frye Packing Plant, fire, Seattle, WA<sup>854</sup> -- ~20
201. 1943 -- Sep 07, fire, Gulf Hotel (and inexpensive rooming house), Houston, TX -- 55
202. 1943 -- Dec 24, fire, Standard Hotel, West 42<sup>nd</sup> Street between 9<sup>th</sup> and 10<sup>th</sup>, NYC, NY-- 19
- 1944 -- Mar 06, children die in home fire, York Beach, ME -- 7
203. 1944 -- Mar 28, arson fire, New Amsterdam Hotel, San Francisco, CA<sup>855</sup> -- 22  
 1944 -- Apr 13, fire, Douglas County Home (for the poor), near Lawrence, KS -- 8
204. 1944 -- July 06, Barnum & Ringling Broth. Circus fire, stampede, Hartford, CT --168-169
205. 1944 -- Oct 20, LNG tank explosions/fire, East Ohio Gas Co., Cleveland, OH<sup>856</sup> --128-136  
 1944 -- Dec 30, residential home fire, Columbus, IN -- 8
206. 1945 -- Jan 16, fire, General Clark Hotel/Boarding House, N. Clark St., Chicago, IL-- 14
207. 1945 -- Jan 31, fire, Lacoste Babies' Boarding Home & Nursery, Auburn, ME -- 17
208. 1945 -- Feb 17, fire from welding in candy co., Maefair Apartments, Tacoma, WA -- 19
209. 1945 -- May 07, fire, Victory House (war workers lodging), Mobile, AL -- 12
210. 1945 -- Aug 13, fire, Export Box & Sealer Co. Packing Plant, Grand Ave., Detroit, MI-- 15
211. 1945 -- Dec 24, fire, Niles Street Convalescent Hospital, Hartford, CT -- 21
212. 1946 -- Jan 27, fire, Winona Apartments and rooming house, Kansas City, MO --10-11
213. 1946 -- Jan 28, gasoline fumes ignite, fire, Tinker Field hangar ~Oklahoma City, OK-- 10
214. 1946 -- Feb 02, explosion/fire, Jennings Hall Home for Aged, Garfield Heights, OH-- 14
215. 1946 -- June 05, LaSalle Hotel fire, Chicago, IL -- 61
216. 1946 -- Oct 3, explosions/fire, alkylolation unit fractionating tower, Sun Oil Co., Marcus Hook, PA--10
217. 1946 -- Dec 7, Hotel Winecoff fire, Atlanta, GA -- 119
218. 1946 -- Dec 12, f ire, vacant Knickerbocker Ice Plant wall falls onto Tenement, NYC-- 37
219. 1947 -- May 14, Minerva Film Co. fire, Rome, NY -- 23
220. 1947 -- Apr 02, explosion and fire, Lawrence Brown Fireworks Plant, Clinton, MO<sup>857</sup>-- 12
221. 1947 -- July 29, butane gas explos./fire, Pauline's Beauty School, Harrisonburg, VA<sup>858</sup>-- 11

<sup>852</sup> Cross-listed in Violence-Crushing, Trampling, Suffocation.

<sup>853</sup> For elderly, invalids and persons suffering from mental disabilities. Lake Forest Park is just north of Seattle.

<sup>854</sup> The number twenty is an approximation in that it is not known how many Frye employees were killed directly by the crash and how many died in the resulting large fire. There were 32-34 fatalities in all (though one source has 41), of which 10 were onboard the XB-29. Cross-listed in Aviation.

<sup>855</sup> Cross-listed in Violence subset Arson.

<sup>856</sup> Cross-listed in Explosions. At least 32 died in fires in nearby houses.

<sup>857</sup> Cross-listed in Explosions.

<sup>858</sup> Cross-listed in Explosions – most, if not all, deaths were caused by the explosion and building destruction.

222. 1947 -- Dec 25, gas thrown on stove/explos., Washoe tribe gambling house, Dresslerville, NV --14-15

**FIRE** -- Structural -- **CHRONOLOGICAL** -- (continued):

223. 1948 -- Feb 13, fire, apartment building, Hoage family, Cedar Street, Utica, NY -- 11  
1948 -- Mar 10/11, fire, Highland Hospital for Nervous Disorders, Asheville, NC -- 9  
1948 -- Mar 23, fire, Ward's Rest and Convalescent Home for elderly, north Omaha, NE--8
224. 1949 -- Mar 3, home coal stove explos./fire/kerosene added, Fox Lake, Lakewood, 12M ~Muskegon MI-11  
1949 -- Mar 04, Woolworth Dept. Store fire, firefighters killed, Charleston, WV -- 7
225. 1949 -- Apr 04-5, St. Anthony's Hospital fire (including 13 babies), Effingham IL -- 75
226. 1950 -- Jan 07, Women's Psychopathic building fire, Mercy Hospital, Davenport, IA-- 41  
1950 -- Mar 02, residential family home fire, Monson, ME -- 8
227. 1950 -- Mar 08, fire, prisoner jail, Sandia Secret Weapons Base, Albuquerque, NM -- 15  
1950 -- July 16, fire, lead and zinc smelting plant, Lark, UT -- 5
228. 1950 -- Dec 22, fire, Walker Convalescent Home (for Elderly), near Amarillo, TX -- 10
229. 1951 -- Jan 30, McClary Convalescent Home (for aged) incinerator fire, Hoquiam, WA-- 21
230. 1951 -- Sep 17, Shell Refinery cracking unit Explos./Fire, Roxana, Wood River, IL<sup>859</sup>-- 18
231. 1952 -- Oct 31, Cedar Grove Nursing Home fire, Hillsboro, MO --18-20
232. 1952 -- Nov 26, fire, female ward, Huntington State Mental Hosp., Huntington, WV-- 17
- 1953 -- Jan 25, Gallagher Nursing Home fire (careless smoking), Billings, MT -- 6
233. 1953 -- Jan 27, gas line leak explosion/fire, Jones Electric Co., other stores, Aiken, SC<sup>860</sup>-- 10
234. 1953 -- Mar 11, fire/smoke, Anheuser-Busch fermentation bldg. under construct., Newark NJ--13
235. 1953 -- Mar 29, fire, Littlefield Nursing Home, Largo, FL<sup>861</sup> --33-35
236. 1953 -- Sep 07, fire, Spector Realty Co. tenement building, State St., Chicago, IL -- 18
- 1954 -- Jan 04, fire, residential home, 5 children die, Oglethorpe, GA -- 5  
1954 -- Jan 04, fire, home oil space heater explodes, Old Orchard Beach, ME -- 5  
1954 -- Jan 21, stove explodes, home burns, mother and 4 children die, Gordon, NE -- 5  
1954 --Mar 19, kerosene explodes, home woodstove, Spider Ridge, ~Parkersburg, WV<sup>862</sup> 9
237. 1954 -- Mar 31, Cleveland Hill Elementary School fire, Cheektowaga, NY -- 15  
1954 -- Apr 03, farm house fire, mother and six children die, near Tuttle, ND -- 7  
1954 -- Apr 03, explosion/fire, kerosene poured in home stove, Glouster, OH<sup>863</sup> -- 6  
1954 -- Apr 10, kerosene splashed on home stove live coals explodes, fire, Columbia AL--7  
1954 -- Aug 23, home fire (children), wrong-size fuses/defective wiring, Waterville, ME--5
238. 1954 -- Oct 28, fumes/chemical tank explodes, Charles W. Berg Labs, Philadelphia, PA--10
239. 1954 -- Dec 24, explos./fire, kerosene thrown in stove, tenant farmhouse ~Parkin, AR<sup>864</sup>-13

---

<sup>859</sup> Cross-listed in Explosions.

<sup>860</sup> Most, if not all, the deaths were thought to have been the direct result of the explosion and not the resulting fire.

<sup>861</sup> 32 patients and a nurse died in the fire. A patient on way to a hospital and car driver were killed in an accident.

<sup>862</sup> Cross-listed in Explosions. Burning kerosene was thrown on some if not all victims; home burned to ground.

<sup>863</sup> Cross listed in Explosions.

**FIRE -- Structural -- CHRONOLOGICAL -- (continued):**

- 1955 -- Jan 31, home oil stove fire (mother and children), Lakeview, GA -- 5
240. 1955 -- Feb 01, oil stove fire (11 children), tenement, Schuyler St., Amsterdam, NY-- 12
- 1955 -- Feb 01, home fire, all children, Chuckatuck, VA -- 6
241. 1955 -- Feb 12, Barton Hotel fire, sub-zero temp., "skid row," W Madison, Chicago, IL--29
242. 1955 -- Aug 10, explosion (sewer gas?) & fire, Gateway Restaurant, Andover, OH<sup>865</sup>-- 22
243. 1956 -- Jan 29, MD Oyster Roast fire, Arundel Park Hall, Brooklyn MD -- 11
244. 1956 -- Mar 08, tar-papered Twyman home fire, wife/children/grand-children, Oxford PA--12
245. 1956 -- July 29, fire/explosion, McKee tank farm, Shamrock Oil & Gas, Dumas, TX<sup>866</sup>--19
246. 1956 -- July 30, Reagan Nursing Home fire (1 survivor), Puxico, MO -- 12
247. 1956 -- Dec 03, Luckenbach Steamship Pier fire, detonators explode, Brooklyn, NY<sup>867</sup>-- 10
- 1956 -- Dec 23, fire, downtown apartment bldg., mother, four children, Meriden, CT-- 5
- 1956 -- Dec 23, fire, Xmas tree wiring short circuit, Doctors' Hosp., Minneapolis, MN-- 7
248. 1957 -- Jan 24, M. Baer Dress Co. factory fire, New Haven, CT -- 15
249. 1957 -- Feb 13, fire, Council Bluffs Convalescent Home, Council Bluffs, IA --16-17
250. 1957 -- Feb 17, Katie Jane Nursing Home fire, Warrington, MO -- 72
251. 1957 -- Nov 16, fire, tenement (ex-Moonglow Hotel), Allen Ave., Niagara Falls, NY-- 18
252. 1957 -- Dec 02, home fire, overheated stove, expectant mother, 7 children, Westor, AR-- 8
253. 1957 -- Dec 5, natural gas explosion/fire, five downtown businesses, Villa Rica, GA<sup>868</sup>--12
- 1958 -- Jan 27, fire & suffocation deaths, Olympia Hotel, Walnut St., Des Moines, IA-- 5
254. 1958 -- Feb 17, duplex fire, including 11 children in two families, Atlanta, GA -- 12
255. 1958 -- Mar 19, fire and floor collapse, Monarch Underwear Co., NYC, NY -- 24
256. 1958 -- Apr 05, home fire (coal gas fumes), Porter Township, near Jersey Shore, PA-- 10
- 1958 -- Nov 27, fire, Mary Flake Home for Handicapped Children, Warr Acres, OK-- 5
257. 1958 -- Dec 01, Our Lady of the Angels Elementary School fire, Chicago, IL -- 95
- 1959 -- Jan 05, fire, residential, coal-burning stove, Winstonville, Bolivar Co., MS -- 6
258. 1959 -- Jan 08, home wood stove fire (15 children and woman), Boswell, OK -- 16
- 1959 -- Jan 20, fire (exploding stove?), residence, children killed, Ashland, ME -- 6
259. 1959 -- Feb 14, fire (from gas explosion), apartment building, Ashland, KY -- 11
- 1959 -- Feb 15, residential home fire (grandmother and six children), South Bend, IN-- 7
260. 1959 -- Feb 15, home fire, thought to be from coal cooking stove, Pinson Fork, KY -- 5
261. 1959 -- Mar 05, fire, Negro Boys Industrial School reformatory dorm., Wrightsville AR-21
- 1959 -- Mar 13, dwelling fire (five children, two adults), Easton, ME -- 7
262. 1959 -- Mar 15, fire, farm house (10 children and farmer), Cross Hill, SC -- 11
- 1959 -- Mar 16, fire, residence (father and five children), Superior, WI -- 6

<sup>864</sup> Cross-listed in Explosions. The deaths were caused by burning fuel thrown onto the victims.

<sup>865</sup> Cross-listed in Explosions.

<sup>866</sup> Cross-listed in Explosions. A fire was precipitating event – all deaths were due to the explosion.

<sup>867</sup> Cross-listed in Explosions. Fire was the precipitating event. All deaths, though, were due to the explosion.

<sup>868</sup> Cross-listed in Explosions – there were fatalities from the explosion and from the resulting fire.

- 1959 -- Mar 29, fire, residence, children killed, Danielstown, Brunswick County, VA-- 7  
 1959 -- Apr 25, Waldrop residence fire, Hill City, near Calhoun, GA -- 6  
 1959 -- Apr 28, fire, coal-burning stove explosion, Nayakik residence, Barrow, AK -- 8

**FIRE -- Structural -- CHRONOLOGICAL -- (continued):**

- 1960 -- Mar 27, home fire kills widow and five children, Winthrop, ME -- 6  
 263. 1960 -- Dec 19, fire, *U.S.S. Constellation*, New York Naval Shipyard, NY -- 50  
 264. 1961 -- Jan 6, Thomas Hotel fire, San Francisco, CA -- 20  
 1961 -- Feb 01, Mount Vernon Nursing Home fire, Washington, DC -- 7  
 265. 1961 -- Mar 28, residential fire (lightning?), Alex Whitehead home, Dotsonville, TN<sup>869</sup>--12  
 1961 -- Sep 24, one-ton stake-body truck (carrying 17) overturns/burns, Jacksonville, FL--6  
 266. 1961 -- Dec 08, Hartford Hospital fire, Hartford, CT -- 16  
 267. 1962 -- Jan 15, fire, Paladino home, Catholic Point community ~Center Ridge, AR -- 10  
 1962 -- Dec 20, St. Jude Nursing Home Fire, Hudson, MA -- 9  
 1963 -- Jan 20, home fire, thought related to coal stove, kills family, Calhoun, OK -- 8  
 268. 1963 -- Feb 21, farm/tenant home fire, near Luxora, AR -- 10  
 269. 1963 -- Feb 23, home fire (Paul Saville family--wife, 8 children), Morehouse, MO -- 10  
 1963 -- Apr 23, residential fire, River Park Drive, Louisville, KY -- 7  
 1963 -- May 03, fire, home for mentally-challenged children, Rockville, IN -- 6  
 1963 -- Sep 17, fire, Paradise Pines Rest Home (men in 80s), 14M so. of Riggins, ID-- 7  
 270. 1963 -- Nov 18, fire (arson?), Surfside Hotel (elderly home), Atlantic City, NJ<sup>870</sup> -- 25  
 271. 1963 -- Nov 23, Golden Age Nursing Home fire, Fitchville, OH -- 63  
 1963 -- Dec 16, duplex home fire, space heater spilled oil, children die, Portland, ME-- 6  
 272. 1963 -- Dec 25, fire, portable home oil heater tipped over, Charleston, SC --12-13  
 273. 1963 -- Dec 29, Hotel Roosevelt fire, Jacksonville, FL -- 22  
 274. 1964 -- Feb 22, house fire (Moses James family, 9 children), near Society Hill, SC -- 11  
 1964 -- Mar 03 lightning hits residence starting fire, Forrest City, AR<sup>871</sup> -- 7  
 275. 1964 -- May 23, Samoan Fire-Dance fire, All Hallows Parish Hall, San Fran., CA -- 17  
 276. 1964 -- Sep 12, farm house fire (Bowdish/McConnell children), Kasota, MN -- 10  
 277. 1964 -- Nov 04, fire, Dorchester Manor Apartment Hotel, Chicago, IL -- 11  
 278. 1964 -- Dec 18, Maples (McGraw) Convalescent Home fire, Fountaintown, IN -- 20  
 279. 1965 -- Aug 09, Titan II ICBM Silo fire leading to suffocation, near Searcy, AR -- 53  
 280. 1965 -- Nov 24, natural gas explosion/fire, Nat. Guard Armory dance, Keokuk, IA<sup>872</sup>-- 21  
 281. 1965 -- Dec 11, arson fire/mass murder, Seeley Club (Tavern), Chicago, IL<sup>873</sup> -- 13  
 282. 1965 -- Dec 20, arson fire, Jewish Community Center, Yonkers, NY<sup>874</sup> -- 12

<sup>869</sup> Cross-listed in Lightning.

<sup>870</sup> Ex-mental patient and arsonist arrested and "confessed," but was not indicted.

<sup>871</sup> Cross-listed in Lightning.

<sup>872</sup> Cross-listed in Explosions. Seven died the night of explosion and fire. Others died from burn injuries later..

<sup>873</sup> Cross-listed in Violence-Mass Murder.

**FIRE -- Structural -- CHRONOLOGICAL -- (continued):**

283.	1966 -- Jan 06, fire (cigarette), Hotel Carlton (and Apartments), St. Paul, MN	--	11
284.	1966 -- Jan 28, Paramount Hotel fire, Boston, MA	--	11
285.	1966 -- Feb 5-6, kerosene heater explodes, fire, rooming house, Miami, FL	--	10
286.	1966 -- Sep 12, Lane Hotel arson fire, Anchorage, AK <sup>875</sup>	--	14
287.	1966 -- Oct 17, fire, floor collapse, firefighters killed, Mercantile Building, NYC	--	12
	1966 -- Nov 06, rowhouse fire, West Franklin Street, West Baltimore, MD	--	8
	1966 -- Dec 28, family farmhouse fire, Panton, VT	--	6
	1967 -- Jan 14, row house (cigarette) fire, Philadelphia, PA	--	9
288.	1967 -- Feb 07, Dale's Penthouse Restaurant fire, Montgomery, AL	--	25
	1967 -- July 04, fire, Shanty family residence, Oxford, ME	--	8
289.	1967 -- July 16, riot and fire, State Prison Road Camp 12 barracks, Jay, FL	--	38
290.	1968 -- Jan 09, fire, paper box factory and tenement/apartment house, Brooklyn, NY--		13
291.	1968 -- Feb 16, arson fire, Randolph Tavern, 107 W. Reed St., Moberly, MO <sup>876</sup>	--	12
292.	1968 -- Feb 11, fire, residential dwelling, Franklin, PA	--	11
	1968 -- Mar 26, Jackson Hotel fire (inebriated woman with lit cigarette), Omaha, NE--		5
293.	1968 -- Apr 05, gas and gunpowder explosion and fire, Richmond, IN	--	41
294.	1968 -- July 18, fire, dwelling (9 children, 2 adults), St. Albans section, Queens, NY--		11
295.	1968 -- Aug 31, In-Crowd Lounge/apartment fire (possibly Arson), Gary, IN	--	13
	1969 -- Jan 18, Carrie Weaver Nursing Home fire, Greenville, MS	--	7
296.	1969 -- Feb 25, fire, Rosen Architectural Office, Fifth Ave., Manhattan, NYC, NY	--	11
297.	1969 -- Apr 05, kerosene explosion/Fire, house, Oakwood Bayou community ~Dumas, AR--		10
298.	1969 -- Apr 06, fire, wood-frame tenement/apartment house, Bridgeport, CT	--	11
299.	1969 -- June 03, fire, apartment house, Kansas City, MO	--	12
300.	1969 -- June 08, arson (patricide), Bailey family home fire, Parkersburg, WV <sup>877</sup>	--	12
301.	1969 -- July 10, fire, farm dwelling (laundry room), Posen, Presque Isle County, MI--		10
302.	1969 -- Dec 18, tenement fire/faulty Christmas tree lights, Bushwick/Brooklyn NY	--	9-10
303.	1970 -- Jan 09, fire (cigarette), Harmer House Convalescent Home, Marietta OH <sup>878</sup>	--31-32	
304.	1970 -- Mar 20, arson fire, Ozark Hotel, Westlake Ave./Lenora St., Seattle, WA	--	20
305.	1970 -- Aug 05, fire, pensioner rooming house, E. Hennepin, Minneapolis, MN	--11-12	
306.	1970 -- Sep 13, Ponet Square Hotel fire, Los Angeles, CA	--	19
307.	1970 -- Dec 20, Pioneer International Hotel arson fire, Tucson, AZ <sup>879</sup>	--	29
308.	1971 -- Jan 14, Westminster Terrace Presbyterian Nursing Home fire, Buechel KY	--	10

<sup>874</sup> Cross-listed in Violence-Mass Murder.

<sup>875</sup> Cross-listed in Violence-Arson.

<sup>876</sup> Cross-listed in Violence-Arson, Manslaughter/Homicide.

<sup>877</sup> Cross-listed in Violence-Arson, Manslaughter/Homicide.

<sup>878</sup> 32 deaths was initial finding. Later it was thought one might have been due to unspecified natural causes.

<sup>879</sup> Cross-listed in Violence-Arson, Manslaughter/Homicide.

309. 1971 -- Apr 25, Seventh Avenue apartments building fire, Seattle, WA -- 12  
 1971 -- July 23, fire, Howard Johnson's Motor Lodge, New Orleans, LA -- 6  
 1971 -- Sep 15, Lil-Haven Nursing Home fire and suffocations, Salt Lake City, UT -- 6  
 310. 1971 -- Oct 19, fire, Geiger Nursing Home (sedated patients), Texas Township, PA --all 15

**FIRE -- Structural -- CHRONOLOGICAL -- (continued):**

- 1972 -- Jan 05, fire, Washington Hotel (transients and the elderly), Toppenish, WA -- 8-9  
 1972 -- Jan 06, home fire from burners on stove, unattended children, Portland, OR -- all 7  
 311. 1972 -- Jan 16, fire, Pennsylvania House Hotel (residential/transient), Tyrone, PA -- 12  
 312. 1972 -- Jan 26, Green Nursing Home fire<sup>880</sup> (10 patients), Lincoln Heights, OH --all 10  
 313. 1972 -- Apr 04, Fair Hills Boarding Home for elderly fire/night/no staff, Rosecrans, WI--10  
 314. 1972 -- May 06, Carver Convalescent Center (nursing home) fire, Springfield, IL -- 10  
 1972 -- June 17, fire/building collapse, firefighters killed, Hotel Vendome, Boston, MA-- 9  
 315. 1972 -- Sep 24, plane crash into Farrell's Ice Cream Parlor, fire, Sacramento, CA<sup>881</sup> -- 22  
 316. 1972 -- Nov 30, Baptist Towers Home for Senior Citizens fire, Atlanta, GA -- 10  
  
 317. 1973 -- Jan 29, arson fire, Street's Sheltered Care Rest Home, Pleasantville, NJ<sup>882</sup> -- 10  
 1973 -- Feb 07, Navy Corsair II plane crash/apartment bldg., fire, Alameda, CA<sup>883</sup> -- 8-9  
 318. 1973 -- Feb 10, fire/gas explos./LNG tank concrete roof falls, Staten Island NY<sup>884</sup> -- 40  
 319. 1973 -- June 24, arson fire, gay UpStairs Cocktail Lounge, New Orleans, LA<sup>885</sup> -- 32  
 320. 1973 -- July 11, fire, apartment building/rooming house, Main St., Worcester, MA -- 10  
 321. 1973 -- Sep 13, fire, Washington Hill Nursing Home, Philadelphia, PA -- 11  
 322. 1973 -- Sep 29, arson fire, tenement, Eleventh & Willow, Hoboken, NJ<sup>886</sup> -- 11  
 323. 1973 -- Nov 15, fire, Stratford Apartments building, Los Angeles, CA -- 25  
 324. 1973 -- Dec 04, Caley Nursing and Rehabilitation Center fire, Wayne, PA -- 15  
  
 325. 1974 -- Jan 24, Vogel Apartment House fire (7 children, 3 adults), Liberty, NY -- 10  
 326. 1974 -- June 30, fire of incendiary origin, Gulliver's Discotheque, Port Chester, NY -- 24  
 327. 1974 -- Aug 25, Washington House Hotel fire, Berkeley Springs, WV -- 12  
  
 1975 -- Jan 18, rowhouse fire (cigarette), 7 children/1 adult, Walbrook Ave. Baltimore, MD-- 8  
 328. 1975 -- June 09, mattress set on fire, spreads, Seminole County Jail, Sanford, FL -- 11  
 329. 1975 -- July 07, Pomona Hotel arson fire, Skid Row, Portland, OR<sup>887</sup> -- 12  
 330. 1975 -- Dec 12, condemned Gartland Apartments arson fire, San Francisco, CA -- 14  
 1975 -- Dec 28, fire, Breezy Point Inn, Island Lake, near Duluth, MN -- 6

---

<sup>880</sup> Overheated furnace running on manual rather than automatic (and had not been turned off to cool down).

<sup>881</sup> Cross-listed in Aviation.

<sup>882</sup> Cross-listed in Violence-Arson, Manslaughter/Homicide.

<sup>883</sup> Cross-listed in Aviation. The pilot was believed to have died prior to the crash, one person on the ground killed by the crash, and eight by fire, with one additional death to an unattributed cause, possibly fire.

<sup>884</sup> Cross-listed in Explosions and in Structural/Construction. This was an LNG tank which was being cleaned and worked-on. A flash fire called a residual gas explosion which caused the tank concrete cap to fall on workers.

<sup>885</sup> Cross-listed in Violence-Mass Murder.

<sup>886</sup> Cross-listed in Violence-Arson, Manslaughter/Homicide.

<sup>887</sup> Cross-listed in Violence-Arson, Manslaughter/Homicide.



**FIRE -- Structural -- CHRONOLOGICAL -- (continued):**

331. 1976 -- Jan 10, Pathfinder (residential) Hotel natural gas explosion/fire, Fremont, NE<sup>888</sup>--20  
332. 1976 -- Jan 30, arson fire, Wincrest Nursing Home, Chicago, IL -- 24  
333. 1976 -- Feb 04, tenement house fire (7 children, 3 adults), Manhattan, NYC, NY -- 10  
1976 -- June 30, youth prisoners start fire, McDowell County Prison, Marion, NC -- 9  
334. 1976 -- Oct 24, arson fire, Puerto Rican Social Club, Bronx, NY -- 25  
335. 1976 -- Dec 20, Witmer Street apartment house juvenile arson fire, Los Angeles, CA-- 10  
336. 1976 -- Dec 22, Fields department store fire (5 stories), Fulton Street, Brooklyn, NY-- 12  
337. 1976 -- Dec 24, fire, birthday party (10 children), apartment house, Chicago, IL -- 12
338. 1977 -- Jan 28, Stratford Hotel fire (early a.m., below zero), Breckenridge, MN -- 16  
339. 1977 -- May 28, Beverly Hills Supper Club fire, Southgate, KY -- 165  
340. 1977 -- June 26, Maury County Jail arson fire, Columbia, TN<sup>889</sup> -- 42  
341. 1977 -- Dec 10, Wenonah Park apt. bldg. fire/light fixture short-circuit, Bay City, MI-- 10  
342. 1977 -- Dec 13, Providence College women's dormitory fire, Providence, RI -- 10
343. 1978 -- Jan 28, fire, Coates House Hotel (many low-income elderly), Kansas City, MO-- 20  
344. 1978 -- Nov 05, arson fire, Allen Motor Inn, Honesdale, Wayne County, PA<sup>890</sup> -- 12  
345. 1978 -- Nov 05, Younkers Brothers Dept. store fire (employees), West Des Moines, IA--10  
346. 1978 -- Nov 26, fire (probable arson), Holiday Inn Northwest, Ridge Rd., Greece, NY-- 10  
347. 1978 -- Dec 07, tenement house fire (7 children/5 adults), Central Ward, Newark, NJ-- 12  
348. 1978 -- Dec 09, Ellisville State School/mental hosp., women's dorm fire, Ellisville, MS--15
349. 1979 -- Jan 20, arson fire, tenement, Clinton Street, Hoboken, NJ<sup>891</sup> -- 21  
350. 1979 -- Apr 01, fire, Marietta Manor private care home for elderly, Connellsville, PA-- 10  
351. 1979 -- Apr 02, Wayside Inn Boarding Home/care facility fire, Farmington, MO -- 25  
352. 1979 -- Apr 11, fire, Halfway House (mental impairment), Lamont Street, Wash. DC-- 10  
353. 1979 -- July 31, arson fire/smoke inhalation deaths, Holiday Inn, Cambridge, OH<sup>892</sup>-- 10  
354. 1979 -- Oct 19, typhoon/fuel bladder ruptures/barracks fire, USMC Camp Fuji, Japan-- 13  
355. 1979 -- Nov 11, Coats Boarding House fire, Pioneer, OH -- 14  
356. 1979 -- Dec 27, fire, Lancaster County Jail, Lancaster, SC -- 11
357. 1980 -- July 24, explosion/fire, Vogue Metal Crafts Co./Metgal Mfg., Queens, NY<sup>893</sup>-- 11  
358. 1980 -- July 26, Brinley Inn Boarding Home (mental impairment) fire, Bradley Beach NJ-- 24  
359. 1980 -- Nov 21, MGM Grand Hotel fire, Las Vegas, NV -- 85  
360. 1980 -- Dec 4, fire, Conference Ctr. at Stouffer's Inn (possibly arson),<sup>894</sup> Harrison, NY-- 26  
361. 1980 -- Dec 18, fire, Avalon Apartment Building, Salt Lake City, UT -- 12

---

<sup>888</sup> Cross-listed in Explosions.

<sup>889</sup> Cross-listed in Violence-Arson.

<sup>890</sup> Cross-listed in Violence-Arson, Manslaughter/Homicide.

<sup>891</sup> Cross-listed in Violence-Arson, Manslaughter/Homicide.

<sup>892</sup> Cross-listed in Violence-Arson, Manslaughter/Homicide.

<sup>893</sup> Cross-listed in Explosions.

<sup>894</sup> A waiter was charged with arson and 26 counts of murder and found guilty by jury; however, the presiding judge overturned the verdict citing insufficient evidence. This act was appealed but upheld by State Supreme Court.

**FIRE -- Structural -- CHRONOLOGICAL -- (continued):**

362.	1981 -- Jan 09, fire, Beachview Rest Home (sheltered care facility) Keansburg, NJ	--	31
363.	1981 -- Jan 11, single family home fire, East St. Louis, IL	--	11
364.	1981 -- Mar 14, Royal Beach (residential) Hotel fire, Chicago, IL	--	19
365.	1981 -- Oct 24, arson fire, apartment building, 12 <sup>th</sup> and Washington, Hoboken, NJ <sup>895</sup>	--	11
366.	1982 -- Mar 07, Westchase Hilton Hotel fire, Houston, TX	--	12
367.	1982 -- Apr 30, arson fire, Pinter (residential) Hotel, 14 <sup>th</sup> Street, Hoboken, NJ <sup>896</sup>	--	13
368.	1982 -- May 14, row house fire, Baltimore, MD	--	10
369.	1982 -- July 05, arson fire, apartment building, Waterbury, CT <sup>897</sup>	--	14
370.	1982 -- Sep 04, arson fire, Dorothy Mae Apartments/Hotel, Los Angeles, CA <sup>898</sup>	--24-25	
371.	1982 -- Nov 08, fire (intentionally set by inmate), Harrison County Jail, Biloxi, MS	--	29
	1983 -- Aug 31, fire, mentally handicapped home, Annandale Village, Suwanee, GA	--	8
	1983 -- Dec 9, fire (careless smoking) row house (five children), west Baltimore, MD	--	8
	1984 -- Feb 04, home fire, boy playing with lighter, victims 1-8 years old, Tacoma WA	--	9
372.	1984 -- Feb 08, family row-house fire, Philadelphia (Kensington section), PA	--	10
373.	1984 -- July 04, arson fire, Elliott Chambers Rooming Home, Beverly, MA <sup>899</sup>	--	15
374.	1984 -- July 24, Union Oil Co. Refinery explosions and fire, Romeoville, IL <sup>900</sup>	--	17
375.	1984 -- Oct 18, arson fire, Alexander Hamilton residential Hotel, Paterson, NJ <sup>901</sup>	--	15
376.	1985 -- May 13, Philadelphia Police bomb MOVE, rowhouse fire, PA <sup>902</sup>	--	11
377.	1985 -- July 23, fire, elderly boarding home, Sweet Valley, PA	--	10
378.	1986 -- Dec 31, arson fire, Dupont Plaza Hotel and Casino, San Juan, Puerto Rico <sup>903</sup>	--	97
379.	1987 -- Sep 30, residence fire, Milwaukee, WI	--	12
380.	1989 -- Jan 01, rural house fire, Remer, MN	--	10
	1989 -- July 4, home fire, children, locked in house, River Park Drive, Louisville, KY	--	6
381.	1989 -- Oct 05, fire, Hillhaven Rehabilitation and Convalescent Center, Norfolk VA	--	12
382.	1989 -- Dec 24, John Seiver Elderly Residence fire, Johnson City, TN	--	16
383.	1990 -- Mar 25, arson fire, Happy Land Social Club, Bronx, NY <sup>904</sup>	--	87

---

<sup>895</sup> Cross-listed in Violence-Arson, Manslaughter/Homicide.

<sup>896</sup> Cross-listed in Violence-Arson, Manslaughter/Homicide.

<sup>897</sup> Cross-listed in Violence-Arson.

<sup>898</sup> Cross-listed in Violence-Arson, Manslaughter/Homicide.

<sup>899</sup> Cross-listed in Violence-Arson.

<sup>900</sup> Cross-listed in Explosions, because fires were started by explosions.

<sup>901</sup> Cross-listed in Violence-Arson, Manslaughter/Homicide.

<sup>902</sup> Cross-listed in Violence-Governmental Use of Force.

<sup>903</sup> Cross-listed in Violence-Arson.

<sup>904</sup> Cross-listed in Violence-Arson.

**FIRE -- Structural -- CHRONOLOGICAL -- (continued):**

384. 1991 -- Feb 16, fire (extension cord related), apartment building, New Britain, CT -- 10  
 385. 1991 -- Mar 04, Crystal Springs Boarding Home fire, Colorado Springs, CO -- 10  
 386. 1991 -- Sep 03, chicken processing plant fire, Hamlet, NC -- 25  
 387. 1991 -- Dec 9, West Side Apartment Building fire, Humboldt Park, Chicago, IL -- 10
- 1992 -- Feb 13, fire (space heaters or smoking) row house (5 children), Camden, NJ-- 8  
 388. 1992 -- June 2, Fire, Nu-Way Development Home (Adult Foster Care), Detroit, MI -- 10  
 1992 -- July 7, Arson Fire set by mother kills six of her children, Baltimore, MD<sup>905</sup> -- 6  
 1992 -- Nov 8, Fire (fireplace ashes in box), Home, South Jordan (~Salt Lake), UT -- 5  
 1992 -- Dec 05, Fire (apparently smoking in bed), row house (8 children), Chester, PA-- 8  
 1992 -- Dec 17, fire, four-family apartment building, Auburn, WA -- 5
389. 1993 -- Apr 19, FBI/ATF attack/fire, Branch Davidian Compound, Waco, TX<sup>906</sup> -- 75  
 1993 -- Feb 27, Arson Fire & Mass Murder, Apartment Building, Providence, RI<sup>907</sup> -- 6  
 1993 -- Feb 28, fire, apartment building (8 children, 1 adult), Ludington, MI -- 9  
 390. 1993 -- Mar 16, fire, Paxton Hotel, Chicago, IL -- 20  
 391. 1993 -- May 3, arson fire, apart./tenement bldg., Burlington Ave., Los Angeles, CA<sup>908</sup>-- 10
- 1994 -- Jan 9, fire (clothing on heating grate), row house (6 children), Baltimore, MD-- 7  
 1994 -- Feb 26, fire from candle; rowhouse; power turned off, west Baltimore, MD-- 9
392. 1995 -- Apr 19, Terrorism, Alfred P. Murrah Federal bldg. Bombing, Oklahoma City<sup>909</sup>168
393. 1997 -- May 13, fire, board and care facility, Harvey's Lake, PA -- 10
394. 1998 -- Mar 22, fire, Mt. Cabin, Spring Break youths, Madisonburg Mt. ~Madisonburg, PA-- 11  
 1998 -- Apr 27, arson? fire, Arlington Manor elderly/disabled boarding home, Arlington WA<sup>910</sup>-8
395. 1999 -- Jan 1, fire, Hatfield family home (from LP gas heater in garage), Ceylon, MN-- 6
396. 2001 -- Jan 03, Single Family Dwelling Fire, Oak Orchard, Sussex Ct., DE -- 11  
 397. 2001 -- Sep 11, World Trade Center Terrorist Attack and Fires, NYC, NY<sup>911</sup> --2,666
398. 2003 -- Feb 20, fire, trampling, The Station Nightclub, West Warwick, RI<sup>912</sup> -- 100  
 399. 2003 -- Feb 26, fire (set by patient), Greenwood Nursing Home, Hartford, CT -- 16  
 400. 2003 -- Sep 25, fire, National Healthcare Center Nursing Home, Nashville, TN -- 16

<sup>905</sup> Cross-listed in Violence-Arson.

<sup>906</sup> Cross-listed in Violence, Government Use of Force. While the Davidians died from multiple causes, fire and smoke caused by canisters fired into the compound caused deaths (including amongst the 25 children killed).

<sup>907</sup> Cross-listed in Violence-Arson, Manslaughter/Homicide.

<sup>908</sup> Cross-listed in Violence – Arson.

<sup>909</sup> Cross-listed in Violence and in explosions (almost 40% of 168 victims died from fire and smoke inhalation).

<sup>910</sup> Believed to have been set by suicidal patient with schizophrenia, who had set fire at another location.

<sup>911</sup> Cross-listed in Aviation and Violence-Terrorism.

<sup>912</sup> Cross-listed in Violence-Crushing, Trampling, Suffocation.

**FIRE – Structural – Chronological (continued):**

401.	2004 -- Sep 12, arson fire, Lincoln Park West Apts., Prairie Township, OH	--	10
402.	2005 -- Mar 10, townhouse mattress fire, Marrero, LA	--	11
	2005 -- May 21, arson fire, house during child's birthday sleepover, Cleveland, OH <sup>913</sup>	--	9
	2006 -- Mar 11, fire, residential, wood-burning stove probable cause, Shoals, IN	--	6
	2006 -- Mar 11, fire, two-story home, Evensville, Rhea County, TN	--	9
	2006 -- Apr 7, fire, residential, Propane lantern ignites mtl. in mobile home, Jacksonville, FL	--	6
	2006 -- July 20, fire (over-heated refrigerator) in residential home, Chickasha, OK	--	7
403.	2006 -- Oct 31, arson fire, Mizpah Hotel, North Lake St., Reno, NV <sup>914</sup>	--	12
404.	2006 -- Nov 27, fire, Anderson Guest House (elderly/mentally-impaired), Anderson, MO	--	11
	2007 -- Jan 13, fire, Emmons Jr. Apartment Building, Huntington, WV	--	9
405.	2007 -- Feb 06, single-family house fire, Bardstown, KY	--	10
406.	2007 -- Mar 07, rowhouse fire, Bronx, NY	--	10
	2007 -- May 22, fire (smoking materials), row house, east Baltimore, MD	--	8
	2007 -- June 18, fire, Sofa Super (furniture) Store, firefighters killed, Charleston, SC	--	9
	2007 -- Oct 02, fire, 1,000 deep tunnel at Xcel hydroelectric plant, Georgetown, CO	--	5
	2007 -- Oct 28, fire, beach house (young college students), Ocean Isle Beach, NC	--	7
407.	2008 -- Apr 03, residential fire, Brockway, PA	--	10
	2010 -- Dec 14, fire, two-story brick rowhouse home, east Baltimore, MD	--	6
	2010 -- Dec 28, fire, abandoned warehouse used by homeless, New Orleans, LA	--	8
	2013 -- Mar 09, fire, home (unknown cause), man, woman, 5 children, Gray, KY	--	7
	2014 -- Jan 30, fire, home, linked to electric heater, mom, children, Depoy, KY	--	9
	2014 -- Feb 22, house fire (parents and four children), Indianapolis, IN	--	6
	2014 -- Aug 29, mobile home fire (cause undetermined), just outside Garland, NC	--	6
	2014 -- Nov 1, rooming house fire (landlord charged with manslaughter), Portland, ME	--	6
408.	2016 -- Dec 02, fire, rave party in warehouse, Fruitvale district, Oakland, CA	--	36
409.	2017 -- Dec 28, fire, boy, 3, playing with stove, apartment bldg., Belmont/Bronx, NY	--	13
410.	2022 -- Jan 05, rowhouse/apt. fire (8 children/4 adults), Fairmont sec., Philadelphia, PA	--	12

---

<sup>913</sup> Cross-listed in Violence – Arson.

<sup>914</sup> Cross-listed in Violence-Arson, Manslaughter/Homicide.

**FIRE -- Structural -- Arson Subset<sup>915</sup> -- Chronological**

1. 1854 -- Apr 25, arson fire, Jennings Building (all firemen), Broadway, NY, NY -- 11
2. 1885 -- Feb 12, arson, Dept. for Insane, Blockley Almshouse, Philadelphia, PA --19-20
  
3. 1900 -- Mar 12, arson fire (charged), Italian tenement building, Newark, NJ -- 16
4. 1900 -- July 03, arson fire (alleged), tenement, Adams and First Sts., Hoboken NJ --13-14
  
5. 1932 -- June 07, explosion/arson/mass murder, Ellington Apartments, Cleveland, OH -- 13
6. 1935 -- Sep 29, arson fire, tenement, Chicago, IL -- 10
  
7. 1944 -- Mar 28, arson fire, New Amsterdam Hotel, San Francisco, CA -- 22
8. 1947 -- Dec 25, gas thrown on stove/explos., Washoe tribe gambling house, Dresslerville, NV --14-15
  
9. 1963 -- Nov 18, fire (arson?), Surfside Hotel (elderly home), Atlantic City, NJ<sup>916</sup> -- 25
10. 1965 -- Dec 20, arson fire, Jewish Community Center, Yonkers, NY -- 12
11. 1965 -- Dec 11, arson fire/Mass Murder, Seeley Club (Tavern), Chicago, IL -- 13
12. 1966 -- Sep 12, arson fire, Lane Hotel, Anchorage, AK -- 14
13. 1968 -- Feb 16, arson fire, Randolph Tavern, 107 W. Reed Street, Moberly, MO -- 12
14. 1969 -- June 08, arson (patricide), Bailey Family home fire, Parkersburg, WV -- 12
  
15. 1970 -- Mar 20, arson fire, Ozark Hotel, Westlake Ave./Lenora St., Seattle, WA -- 20
16. 1970 -- Dec 20, Pioneer International Hotel arson fire, Tucson, AZ -- 28
17. 1973 -- Jan 29, arson fire, Street's Sheltered Care Rest Home, Pleasantville, NJ -- 10
18. 1973 -- June 24, arson fire, gay UpStairs Cocktail Lounge, New Orleans, LA -- 32
19. 1973 -- Sep 29, arson fire, tenement, Eleventh & Willow, Hoboken, NJ -- 11
20. 1974 -- June 30, fire of incendiary origin, Gulliver's Discotheque, Port Chester, NY -- 24
21. 1975 -- July 07, Pomona Hotel arson fire, Skid Row, Portland, OR<sup>917</sup> -- 12
22. 1975 -- Dec 12, condemned Gartland Apartments arson fire, San Francisco, CA -- 14
23. 1976 -- Jan 30, arson fire, Wincrest Nursing Home, Chicago, IL -- 24
- 1976 -- June 30, youth prisoners start fire, McDowell County Prison, Marion, NC -- 9
24. 1976 -- Oct 24, arson fire, Puerto Rican Social Club, Bronx, NY -- 25
25. 1976 -- Dec 20, Witmer Street apartment house juvenile arson fire, Los Angeles, CA -- 10
26. 1977 -- June 26, arson fire, Maury County Jail, Columbia, TN -- 42
27. 1978 -- Nov 05, arson fire, Allen Motor Inn, Honesdale, Wayne County, PA -- 12
28. 1978 -- Nov 26, fire (probable arson), Holiday Inn Northwest, Ridge Rd., Greece, NY -- 10
29. 1979 -- Jan 20, arson fire, tenement, Clinton Street, Hoboken, NJ -- 21
30. 1979 -- July 31, arson fire/smoke inhalation deaths, Holiday Inn, Cambridge, OH -- 10
  
31. 1980 -- Oct 28, apartment building arson fire kills children, South Side Chicago, IL -- 10
32. 1981 -- Oct 24, arson fire, apartment building, 12<sup>th</sup> and Washington, Hoboken, NJ -- 11
33. 1982 -- Apr 30, arson fire, Pinter (residential) Hotel, 14<sup>th</sup> Street, Hoboken, NJ<sup>918</sup> -- 13

---

<sup>915</sup> All Arson fires are cross-listed in Violence-Arson, Manslaughter/Homicide subset.

<sup>916</sup> Ex-mental patient and arsonist arrested and "confessed," but was not indicted. Cross-listed in Violence-Arson.

<sup>917</sup> Cross-listed in Violence-Arson, Manslaughter/Homicide.

<sup>918</sup> Cross-listed in Violence-Arson, Manslaughter/Homicide.

- 34. 1982 -- Sep 04, arson fire, Dorothy Mae Apartments/Hotel, Los Angeles, CA --24-25
- 35. 1984 -- July 04, Elliott Chambers Rooming Home arson fire, Beverly, MA -- 15
- 36. 1984 -- Oct 18, Alexander Hamilton residential Hotel arson fire, Paterson, NJ<sup>919</sup> -- 15
- 37. 1986 -- Dec 31, Dupont Plaza Hotel arson fire, San Juan, Puerto Rico -- 97

**FIRE** -- Structural -- **Arson** Subset – **Chronological** -- continued:

- 38. 1990 -- Mar 25, Happy Land Social Club arson fire, Bronx, NY -- 87
- 1992 -- July 7, arson fire set by mother kills six of her children, Baltimore, MD -- 6
- 1993 -- Feb 27, arson fire & mass murder, apartment building, Providence, RI -- 6
- 39. 1993 -- May 3, arson fire, apart./tenement bldg., Burlington Ave., Los Angeles, CA -- 10
- 1998 -- Apr 27, arson? fire, Arlington Manor elderly/disabled boarding home, Arlington, WA<sup>920</sup>-- 8
  
- 40. 2004 -- Sep 12, arson fire, Lincoln Park West Apartments, Prairie Township, OH -- 10
- 2005 -- May 21, arson fire, House during child's birthday sleepover, Cleveland, OH -- 9
- 41. 2006 -- Oct 31, arson fire, Mizpah Hotel, North Lake St., Reno, NV -- 12

---

<sup>919</sup> originally a hotel, but had become a low-rent apartment building.

<sup>920</sup> Believed to have been set by suicidal patient with schizophrenia, who had set fire at another location.

**Fire, Structural**      **Churches** subtype -- **Chronological**

1. 1875 -- May 27, Holyoke Catholic Church fire, Holyoke, MA      --    75
2. 1964 -- May 23, Samoan Fire-Dance Fire, All Hallows Parish Hall, San Fran., CA      --    17

**Fires, Structural****Commercial (Retail) (subtype) -- Chronological**

1. 1854 -- Apr 25, arson fire, Jennings Building (all firemen), Broadway, NY, NY<sup>921</sup> -- 11
2. 1857 -- Apr 14, fire, warehouse wall/floor collapse, Charles Street, Baltimore, MD -- 12
3. 1957 -- Dec 05, natural gas explosion/fire, five downtown businesses, Villa Rica, GA<sup>922</sup>-- 12
4. 1865 -- June 09, ordnance building explosion/fire, train sparks, Chattanooga, TN<sup>923</sup> -- ~10
5. 1882 -- Jan 31, fire, World Building (commercial), Park Row & Beekman St., NYC, NY-- 12
6. 1890 -- Mar 17, fire/bldg. collapse on firemen, Bowen-Merrill Co., Indianapolis, IN -- 13
7. 1891 -- Dec 09, fires, Bamberger & Candy/Fireworks bldgs., Main St., Louisville, KY-- 12
8. 1893 -- July 10, fire, Columbia Exposition cold storage warehouse, Chicago, IL --17-19
9. 1906 -- Oct 25, fire, Chamber of Commerce building, Kansas City, KS -- 15
10. 1909 -- Oct 30, fire, business district, St. Johnsbury, VT --10-11
11. 1910 -- Mar 25, fire, L. Fish & Co. Furniture Store, Wabash Ave., Chicago, IL -- 12
12. 1919 -- Jan 07, explosion & fire, Film Exchange, Penn Ave., Pittsburg, PA<sup>924</sup> --10-12
13. 1924 -- Feb 15, fire, Lawrence Building, Main Street, Montpelier VT -- 11
14. 1937 -- Feb 05, flooding, natural gas leak/explosion/fire, Floyd St., Louisville, KY<sup>925</sup> -- 10
15. 1947 -- July 29, butane gas explos./fire, Pauline's Beauty School, Harrisonburg VA<sup>926</sup>-- 11  
 1949 -- Mar 04, fire, Woolworth Dept. Store, firefighters killed, Charleston, WV -- 7
16. 1953 -- Jan 27, gas line leak explosion/fire, Jones Electric Co., other stores, Aiken, SC<sup>927</sup>-- 10
17. 1966 -- Oct 17, fire, floor collapse, firefighters killed, Mercantile Building, NYC -- 12
18. 1967 -- Feb 07, Dale's Penthouse Restaurant fire, Montgomery, AL -- 25
19. 1969 -- Feb 25, fire, Rosen Architectural Office, Fifth Ave., Manhattan, NYC, NY -- 11
20. 1972 -- Sep 24, plane crash into Farrell's Ice Cream Parlor, and fire, Sacramento, CA<sup>928</sup>-- 22
21. 1976 -- Dec 22, Fields department store fire (5 stories), Fulton Street, Brooklyn, NY -- 12
22. 1978 -- Nov 05, Younkers Brothers Dept. store fire (employees), West Des Moines, IA-- 10  
 2007 -- June 18, fire, Sofa Super (furniture) Store, firefighters killed, Charleston, SC -- 9

---

<sup>921</sup> Cross-listed in Violence-Arson, Manslaughter/Homicide.

<sup>922</sup> Cross-listed in Explosions – there were fatalities from the explosion and from the resulting fire.

<sup>923</sup> Cross-listed in Explosions.

<sup>924</sup> Cross-listed in Explosions.

<sup>925</sup> Cross-listed in Explosions -- do not have a breakout of deaths by explosion and those by fire.

<sup>926</sup> Cross-listed in Explosions – most, if not all, deaths were caused by the explosion and building destruction.

<sup>927</sup> Most of the deaths were thought to have been result of the explosion.

<sup>928</sup> Cross-listed in Aviation.



**Fires, Structural**      **Conflagration, Urban (subtype)** -- **Chronological**

1. 1845 -- July 19, fire and explosion, New, Broad, Beaver, Broadway Sts., NYC, NY<sup>929</sup>-- 30
2. 1849 -- May 17, fire, 27 boats, much of wharf & business district, St. Louis, MO -- 3-20
3. 1850 -- July 09, fire/conflagration, Old City Philadelphia, PA -- 44
4. 1851 -- May 03-04, conflagration, "Fifth Great Fire," San Francisco, CA ---14--30
5. 1857 -- Oct 19, fire, brothel, stores, warehouses, S. Water Street, Chicago, IL -- 27
6. 1865 -- Feb 08, conflagration fire, Philadelphia, PA -- 20
7. 1865 -- Feb 18, gunpowder explosion/fire, Northeastern RR Depot, Charleston SC<sup>930</sup>--150-200
8. 1871 -- Sep 15, restaurant fire, conflagration, powder explosion, Pioche, NV -- 13
9. 1871 -- Oct 08-10, conflagration, The Great Chicago Fire, IL --250-300
10. 1872 -- Nov 09-10, conflagration ("Great Boston Fire of 1872"), Boston, MA --25-41
11. 1892 -- Oct 28, conflagration, Milwaukee, WI -- 10
12. 1901 -- May 03, the Great Jacksonville Fire (conflagration), Jacksonville, FL --  $\geq$ 7
13. 1906 -- Apr 18, earthquake, fire, landslides, San Francisco & vicinity, CA<sup>931</sup> --3,000-5,000
14. 1908 -- Apr 12, The Great Chelsea Fire/Conflagration of 1908, Chelsea, MA --15-19
- 1909 -- Apr 11, urban conflagration, Lenox, MA -- 6
15. 1940 -- July 30, explosions/conflagration, R. M. Hollingshead Plant, Camden, NJ<sup>932</sup> -- 10

---

<sup>929</sup> Cross-listed in Explosions.

<sup>930</sup> Majority of deaths, if not great majority, were from the explosion. A very large fire resulted which destroyed a roughly four-block area. Deaths from fire were reported, though without noting the number.

<sup>931</sup> Cross-listed in Earthquake and in Landslides, in that there were a small number of deaths due to slides.

<sup>932</sup> Cross-listed in Explosions -- a series of explosions started the fires which became a conflagration.

**Fire -- Hotels, Motels, Inns, Boarding Houses, Country Clubs – Temp. Lodging -- Chronological**

1. 1858 -- Feb 20, fire, Pacific Hotel, St. Louis, MO --21-30
2. 1870 -- Dec 25, Fire, Spotswood Hotel, Richmond, VA -- 9-12
3. 1872 -- Dec 10, Fire, Fifth Avenue Hotel, New York, NY -- 22
4. 1877 -- Apr 11, Southern Hotel Fire, St. Louis, MO --16-21
  
5. 1881 -- Dec 10, Lamp Fire, Boarding House, Rock Cut, ~Pittsburgh, PA --16-17
6. 1883 -- Jan 10, Fire (suspected arson), Newhall House (Hotel), Milwaukee, WI --~71--90
7. 1883 -- Mar 10, Fire, Boarding House, Brownsville, ND -- 11
8. 1883 -- Apr 07, Structural Failure and Fire, Ende Hotel, Greenville, TX<sup>933</sup> --13-15
9. 1886 -- Dec 28, Fire, Steamer/Boarding House *Bradish Johnson*, Jackson, AL<sup>934</sup> -- ~24
10. 1887 -- Mar 18, Fire, Richmond Hotel (Young Men's Assn.), Buffalo, NY -- 15
11. 1887 -- Mar 24, Fire, Colby Iron Mine Boarding House, Bessemer, MI -- 12
12. 1888 -- June 04, Fire, Mundine Hotel, Rockdale, TX -- 11
  
13. 1892 -- Feb 07, Fire, Hotel Royal, Fortieth Street & Sixth Avenue, NYC, NY --28-30
14. 1895 -- Dec 31, Fire, Delavan House (Hotel), Albany NY -- 16
15. 1898 -- Mar 13, Fire, Bowery Mission and Young Men's Home, NYC, NY -- 11
16. 1899 -- Mar 17, Fire, Windsor Hotel, Fifth Avenue, New York, NY -- 45
  
17. 1902 -- Feb 09, Fire, Empire Hotel lodging house, Olive Street, St. Louis, MO -- 11
18. 1902 -- Feb 22, Fire, Park Avenue Hotel, New York City, NY -- 20
19. 1902 -- Dec 04, Fire, Lincoln Hotel, Madison Street, Chicago, IL -- 14
- 1903 -- Feb 20, Fire, Clifton Hotel, Cedar Rapids, IA -- 6
20. 1903 -- Nov 21, Railroad Workmen "Shanty" Fire, near Lilly (~Johnstown), PA --31-35
21. 1906 -- Jan 10, West Hotel Fire, Minneapolis, MN -- 11
22. 1907 -- Sep 05, Fire, Webb Hotel, Shelton, WA --10-11
23. 1908 -- May 03, Fire, Aveline Hotel, Fort Wayne, IN -- 12
  
24. 1913 -- Feb 28, Dewey Hotel Fire and possible gas explosion, Omaha, NE -- 5-20
25. 1913 -- Dec 2, Fire, Arcadia Boarding House ("Hotel"/Flop House), Boston, MA -- 28
26. 1914 -- Mar 08, Fire, wall fall (17<sup>th</sup>) Missouri Athletic Club (Lodging), St. Louis, MO<sup>935</sup> --37
- 1916 -- Mar 26, Fire, San Antonio Country Club, San Antonio, TX -- 6
27. 1919 -- Feb 06, Fire, Tokyo Rooming House, South Weller St., Seattle, WA -- 10
  
28. 1920 -- Sep 06, Fire, Houston Hotel, Klamath falls, OR --10-14
29. 1921 -- Jan 30, Fire (cigarette), Colonial Hotel, Newark Street, Hoboken, NJ -- 13
30. 1922 -- Feb 07, Fire, Lexington Hotel, Richmond, VA -- 12
31. 1926 -- Jan 23, Fire, Lafayette Hotel, North Seventh Street, Allentown, PA -- 13
32. 1926 -- Feb 22, Fire, Schindler's Prairie House (Hotel), Hurleyville, NY --11-12
33. 1926 -- July 14, fire, Twilight Inn, Haines falls, NY -- 14

<sup>933</sup> Cross listed in Structural Failures.

<sup>934</sup> Cross-listed in Maritime.

<sup>935</sup> Thirty fatalities from the March 8<sup>th</sup> fire and 7 fatalities from the March 17<sup>th</sup> Missouri Athletic Club wall fall.

34. 1929 -- Oct 17, fire, Portland Hotel, First Avenue, Seattle, WA -- 10

**Fire -- Hotels, Motels, Inns, Boarding Houses, Country Clubs, Temp. Lodging -- Chronological**

- 1933 -- Feb 08-09, Millard Hotel fire, firefighters killed by falling walls, Omaha, NE -- 7
35. 1934 -- Mar 24, fire, Federal Transient Bureau Lodging, Lynchburg, VA -- 22
36. 1934 -- Dec 11, Kerns Hotel fire, Grand Avenue, Lansing, MI -- 34
37. 1936 -- Feb 12, fire, Victoria Mansion Hotel, Lexington & Seventh, Lakewood, NJ -- 16
38. 1938 -- May 16, Terminal Hotel fire, Atlanta, GA -- 35
39. 1940 -- Jan 03, fire, Marlborough (Apartment) Hotel, Minneapolis, MN -- 19
40. 1941 -- Feb 07, fire, Salvation Army Homeless Shelter/lodging, Akard St., Dallas, TX-- 13
- 1943 -- Feb 16, fire, rooming house, Augusta, ME -- 8
41. 1943 -- Sep 07, fire, Gulf Hotel (and inexpensive rooming house), Houston, TX -- 55
42. 1943 -- Dec 24, fire, Standard Hotel, West 42<sup>nd</sup> Street between 9<sup>th</sup> and 10<sup>th</sup>, NYC, NY-- 19
43. 1944 -- Mar 28, arson fire, New Amsterdam Hotel, San Francisco, CA<sup>936</sup> -- 22
44. 1945 -- Jan 16, fire, General Clark Hotel/Boarding House, N. Clark St., Chicago, IL -- 14
45. 1945 -- Jan 31, fire, Lacoste Babies' Boarding Home & Nursery, Auburn, ME<sup>937</sup> -- 17
46. 1945 -- May 07, fire, Victory House (war workers lodging), Mobile, AL -- 12
47. 1946 -- June 05, LaSalle Hotel fire, Chicago, IL -- 61
48. 1946 -- June 09, Canfield Hotel fire, Dubuque, IA -- 19
49. 1946 -- Dec 07, Hotel Winecoff fire, Atlanta, GA -- 119
50. 1955 -- Feb 12, Barton Hotel fire, sub-zero temp., "skid row," W Madison, Chicago, IL-- 29
- 1958 -- Jan 27, fire & suffocation deaths, Olympia Hotel, Walnut St., Des Moines, IA -- 5
51. 1961 -- Jan 06, Thomas Hotel fire, San Francisco, CA -- 20
52. 1963 -- Nov 18, fire (arson?), Surfside Hotel (elderly home), Atlantic City, NJ<sup>938</sup> -- 25
53. 1963 -- Dec 29, Hotel Roosevelt fire, Jacksonville, FL -- 22
54. 1966 -- Jan 06, fire (cigarette), Hotel Carlton (and Apartments), St. Paul, MN -- 11
55. 1966 -- Jan 28, Paramount Hotel fire (gas leak from Boylston St. pipe), Boston, MA -- 11
56. 1966 -- Sep 12, Lane Hotel arson fire, Anchorage, AK<sup>939</sup> -- 14
- 1968 -- Mar 26, Jackson Hotel fire (inebriated woman with lit cigarette), Omaha, NE -- 5
57. 1970 -- Mar 20, arson fire, Ozark Hotel ("flophouse"), Seattle, WA<sup>940</sup> -- 20
58. 1970 -- Sep 13, Ponet Square Hotel fire, Los Angeles, CA -- 19
59. 1970 -- Dec 20, arson fire, Pioneer International Hotel, Tucson, AZ<sup>941</sup> -- 29
- 1971 -- July 23, fire, Howard Johnson's Motor Lodge, New Orleans, LA -- 6
- 1972 -- Jan 05, fire, Washington Hotel (transients and the elderly), Toppenish, WA -- 8-9
60. 1972 -- Jan 16, fire, Pennsylvania House Hotel (residential/transient), Tyrone, PA -- 12

<sup>936</sup> Cross-listed in Violence subset Arson.

<sup>937</sup> Was a boarding home for babies and children up to five. Cross listed in Orphanage, though this was not one.

<sup>938</sup> Ex-mental patient and arsonist arrested and "confessed," but was not indicted.

<sup>939</sup> Cross-listed in Violence-Arson.

<sup>940</sup> Cross-listed in Violence-Arson, Manslaughter/Homicide.

<sup>941</sup> Cross-listed in Violence-Arson, Manslaughter/Homicide.

- 1972 -- June 17, fire/building collapse, firefighters killed, Hotel Vendome, Boston, MA-- 9  
61. 1974 -- Aug 25, Washington House Hotel fire, Berkeley Springs, WV -- 12  
62. 1975 -- July 07, Pomona Hotel arson fire, skid row, Portland, OR<sup>942</sup> -- 12  
1975 -- Dec 28, fire, Breezy Point Inn, Island Lake, near Duluth, MN -- 6  
63. 1976 -- Jan 10, Pathfinder (residential) Hotel natural gas explosion/fire, Fremont, NE<sup>943</sup>-- 20  
64. 1977 -- Jan 28, Stratford Hotel fire (early a.m., below zero temp.), Breckenridge, MN-- 16

**Fire -- Hotels, Motels, Inns, Boarding Houses, Country Clubs, Temp. Lodging-Chronological**

65. 1978 -- Jan 28, fire, Coates House Hotel (many low-income elderly), Kansas City, MO -- 20  
66. 1978 -- Nov 05, arson fire, Allen Motor Inn, Honesdale, Wayne County, PA<sup>944</sup> -- 12  
67. 1978 -- Nov 26, fire (probable arson), Holiday Inn Northwest, Ridge Rd., Greece, NY-- 10  
68. 1979 -- July 31, arson fire/smoke inhalation deaths, Holiday Inn, Cambridge, OH<sup>945</sup> -- 10  
  
69. 1980 -- Nov 21, MGM Grand Hotel fire, Las Vegas, NV -- 85  
70. 1980 -- Dec 4, fire, Conference Ctr. at Stouffer's Inn (possibly arson),<sup>946</sup> Harrison, NY -- 26  
71. 1981 -- Mar 14, Royal Beach (residential) Hotel fire, Chicago, IL -- 19  
72. 1982 -- Mar 07, Westchase Hilton Hotel fire, Houston, TX -- 12  
73. 1982 -- Apr 30, arson fire, Pinter (residential) Hotel, 14<sup>th</sup> Street, Hoboken, NJ<sup>947</sup> -- 13  
74. 1982 -- Sep 04, arson fire, Dorothy Mae Apartments/Hotel, Los Angeles, CA<sup>948</sup> --24-25  
75. 1984 -- July 4, arson fire, Elliott Chambers Rooming Home, Beverly, MA<sup>949</sup> -- 15  
76. 1984 -- Oct 18, arson fire, Alexander Hamilton residential Hotel, Paterson, NJ<sup>950</sup> -- 15  
77. 1986 -- Dec 31, arson fire, Dupont Plaza Hotel, San Juan, Puerto Rico<sup>951</sup> -- 97  
  
78. 1993 -- Mar 16, arson fire, Paxton Hotel, Chicago, IL -- 20  
79. 2006 -- Oct 31, fire, Mizpah Hotel, North Lake St., Reno, NV<sup>952</sup> -- 12  
2007 -- Oct 28, fire, Beach House (young college students), Ocean Isle Beach, NC<sup>953</sup> -- 7

---

<sup>942</sup> Cross-listed in Violence-Arson, Manslaughter/Homicide.

<sup>943</sup> Cross-listed in Explosions.

<sup>944</sup> Cross-listed in Violence-Arson.

<sup>945</sup> Cross-listed in Violence-Arson.

<sup>946</sup> A waiter was charged with arson and 26 counts of murder and found guilty by jury; but, the presiding judge overturned the verdict citing insufficient evidence. This act was appealed but upheld by State Supreme Court.

<sup>947</sup> Cross-listed in Violence-Arson, Manslaughter/Homicide.

<sup>948</sup> Cross-listed in Violence-Arson.

<sup>949</sup> Cross-listed in Violence-Arson.

<sup>950</sup> Cross-listed in Violence-Arson. (originally a hotel, but had become a low-rent apartment building.)

<sup>951</sup> Cross-listed in Violence-Arson.

<sup>952</sup> Cross-listed in Violence-Arson.

<sup>953</sup> Owned by a family, but used as a vacation and rental structure, not a home.

**Fire -- Industrial, Production, Wholesale -- Factories, Manufacturing, Warehouses -- Chronological**

1.	1833 -- Oct 04, fire, Eagle Woolen Mills, Allegheny, PA	-- 13
2.	1841 -- Aug 20, fire, gunpowder explosion, carpenter's shop, Syracuse, NY <sup>954</sup>	-- 26
3.	1850 -- Feb 04, Boiler Explosion & Fire, Taylor & Co., Hague St., Manhattan, NY <sup>955</sup>	--60-75
4.	1860 -- Jan 10, building collapse, fire, Pemberton Cotton Mills, Lawrence, MA <sup>956</sup>	-- ≥14
5.	1864 -- Jun 17, Explosion/fire, Washington Arsenal, Greenleaf Pt., <sup>957</sup> District of Col. <sup>958</sup>	--21
6.	1874 -- Sep 19, Fire, Granite Mill (Factory) No. 1, fall River, MA	--23-25
7.	1877 -- Jun 08, Fire, Wall Failure, Sanford & Son's Hat Factory, Bridgeport, CT	--11-13
8.	1877 -- Dec 20, Fire, Greenfield Candy Works, Barclay St., NY, NY	-- 10
9.	1880 -- Dec 17, Fire, M.H. Birge & Co.'s "Manufactory," Buffalo, NY	-- 13
10.	1881 -- Oct 12, Fire, Randolph Cotton and Woolen Mill, Randolph St., Philly, PA	-- 9-12
11.	1883 -- Aug 23, George-Whiting Paper Mill Fire/Explosion, Menasha, WI	-- 16
12.	1885 -- May 21, Stove Explodes, Fire, Sullivan's Printing Bldg., Cincinnati, OH	-- 18
	1888 -- Aug 09, Fire, Wall Collapse, Caldwell & Griffith block, Chattanooga, TN	-- 5-7
13.	1888 -- Aug 22, Fire & Bleach Explosion, G. Whiting Paper Mill, Neenah, WI <sup>959</sup>	-- 18
	1888 -- Sep 02, Fire, Firefighters killed, Hopkins Place, Baltimore, MD	-- 7
14.	1888 -- Nov 09, Fire, Steam-Gauge and Lantern Works, Rochester, NY	--34-38
	1889 -- Nov 30, Fire, Tribune Building, Minneapolis, MN	-- 7
15.	1893 -- Feb 09, Fire, Strafford County Workhouse, near Dover, NH	-- 41
16.	1898 -- Feb 09, Fire & Explosions, Chautauqua Lake Ice Co. Bldg., Pittsburgh, PA <sup>960</sup>	--14-20
17.	1898 -- Feb 26, Fire/Explosions, walls fall, Hall Brothers Chem., Kalamazoo, MI <sup>961</sup>	-- 10
18.	1898 -- Mar 16, fire/explosion, Ayer Bldg. (Mercantile), Wabash Ave., Chicago, IL <sup>962</sup>	-- 16
19.	1900 -- Oct 29, Fire and Explosions, Tarrant & Co. Drug Warehouse, NYC, NY <sup>963</sup>	--≥7->10
20.	1901 -- Oct 25, Fire, Hunt & Wilkinson Co. Furniture Warehouse, Philadelphia PA	--21-25
21.	1902 -- Oct 21, Fire/glucose tank explosion, Glucose Sugar Refinery, Chicago, IL	--11-12
22.	1904 -- June 04, Corning Distillery Fire, Explosions, Building Collapse, Peoria, IL	-- 15
23.	1905 -- Mar 20, Boiler Explos. & Fire, Grover & Co. Shoe Factory, Brockton, MA <sup>964</sup>	-- 58
24.	1905 -- Sep 17, Fuse Factory Explosion & Fire, Avon, CT	-- 9-12
25.	1909 -- Nov 08, Explosion, Fire, Robert Morrison Comb Factory, Brooklyn NY <sup>965</sup>	--10-12
26.	1910 -- Nov 26, Fire, Asch Factory, Orange & High Sts., Newark, NJ	-- 25
27.	1910 -- Dec 21, Fire, Friedlander Leather Remnants Factory, Philadelphia, PA	-- 14
28.	1910 -- Dec 22-23, Fire, Nelson-Morris Meatpacking Plant, Stockyards, Chicago, IL	-- 24
29.	1911 -- Mar 25, Fire, Triangle Shirtwaist Company, NYC, NY	--146-147

<sup>954</sup> Cross-listed in Explosions.

<sup>955</sup> Cross-listed in Explosions.

<sup>956</sup> Cross-listed in structural failures – while the most died in collapse, at least 14 trapped died when the fire started. The overall estimated death toll range we show is 90-145.

<sup>957</sup> Now part of Fort McNair between the Washington Channel to the west and the Anacostia River to the southeast.

<sup>958</sup> Cross-listed in "Explosions."

<sup>959</sup> Cross-listed in Explosions (the cause of most, if not all, of the deaths).

<sup>960</sup> Cross-listed in Explosions. It is not clear whether the fire or the first explosion came first. Most of the fatalities were explosion-related – walls falling and building components failing.

<sup>961</sup> Cross-listed in Explosions -- all deaths were result of building failure following explosions, preceded by fire.

<sup>962</sup> This was a mixed-use building with retail and wholesale commercial enterprises, as well as manufacturing.

<sup>963</sup> Cross-listed in Fire. A fire of undetermined source led to a series of explosions (which caused the fatalities).

<sup>964</sup> Cross-listed in Explosions.

<sup>965</sup> Not cross-listed in Explosions in that it appears that all the fatalities were fire-related.

**Fire - Industrial, Production, Wholesale – Factories, Manufacturing, Warehouses - Chronological**

30.	1913 -- July 22, Binghamton Clothing Company fire, New York City, NY	--	35
31.	1915 -- Oct 25, Fire, Union Paper Box Company, Pittsburgh, PA	--	14
32.	1915 -- Nov 06, Fire, Essex Waist Co., Diamond Factory, Brooklyn, NY	--	12
	1916 -- Oct 17, Fire/poisonous fumes, Oakes Manufacturing Co., Long Island City, NY	--	9
33.	1918 -- July 02, Semet-Solvay Co. TNT plant fire/explosions, Split Rock, NY (in Explosions)	--	50
34.	1918 -- Sep 17, Fire, American Button Company Plant, Newark, NJ	--	11
35.	1921 -- Sep 14, Explosion/Fire, Atlantic Refining Co., Point Breeze, Philadelphia, PA <sup>966</sup>	--	16
36.	1927 -- Apr 23, Fire/Explosions, Briggs Manufacturing Co., Detroit, MI	--	23
37.	1928 -- Feb 10, Vaporizer explos./fire, Beacon Oil Co. Refining Plant, Everett, MA <sup>967</sup>	--	14
38.	1928 -- Apr 20, Fire, Alexander Industries Plane Plant, Englewood, CO	--	11
39.	1928 -- Nov 08, Explosion, Fire, Preble Box Toe Co. Plant and house, Lynn, MA <sup>968</sup>	--	20-21
40.	1929 -- Dec 10, Fire (lamp), Pathe Film Studio, Manhattan, NYC, NY	--	10
41.	1933 -- Jun 09, Fire, Atlantic Pyroxylin Waste Co., North Arlington, NJ	--	10
42.	1940 -- July 30, Explosions/Conflagration, R. M. Hollingshead Plant, Camden, NJ <sup>969</sup>	--	10
43.	1941 -- Feb 05, Fire, New Haven Quilt and Pad Company, New Haven, CT	--	10
44.	1944 -- Oct 20, LNG Tank Explosions & Fire, East Ohio Gas Co., Cleveland, OH <sup>970</sup>	128-136	
45.	1945 -- Aug 13, Fire, Export Box & Sealer Co. Packing Plant, Grand Ave., Detroit, MI	--	15
46.	1946 -- Jan 28, Gasoline fumes ignite, fire, Tinker Field Hangar ~Oklahoma City, OK	--	10
47.	1946 -- Oct 03, explosions/fire, alkylation unit fractionating tower, Sun Oil Co., Marcus Hook, PA	--	10
48.	1947 -- Apr 02, Explosion and fire, Lawrence Brown Fireworks Plant, Clinton, MO <sup>971</sup>	--	12
	1950 -- July 16, Fire, lead and zinc smelting plant, Lark, UT	--	5
49.	1951 -- Sep 17, Shell Refinery cracking unit Explos./Fire, Roxana, Wood River, IL <sup>972</sup>	--	18
50.	1953 -- Mar 11, fire/smoke, Anheuser-Busch fermentation bldg. under construct., Newark NJ	--	13
51.	1954 -- Oct 28, fumes/chemical tank explodes, Charles W. Berg Labs, Philadelphia, PA	--	10
52.	1956 -- July 29, Fire/Explosion, McKee tank farm, Shamrock Oil & Gas, Dumas, TX <sup>973</sup>	--	19
53.	1956 -- Dec 03, Luckenbach Steamship Pier Fire, Detonators Explode, Brooklyn, NY <sup>974</sup>	--	10
54.	1957 -- Jan 24, M. Baer Dress Co. Factory Fire, New Haven, CT	--	15
55.	1958 -- Mar 19, Fire and Floor Collapse, Monarch Underwear Co., NYC, NY	--	24
56.	1973 -- Feb 10, Fire/Gas Explos./LNG Tank Concrete Roof falls, Staten Island NY <sup>975</sup>	--	40
57.	1984 -- July 24, Union Oil Co. Refinery Explosions and Fire, Romeoville, IL <sup>976</sup>	--	17
58.	1991 -- Sep 03, Chicken Processing Plant Fire, Hamlet, NC	--	25
	2010 -- Dec 28, fire, abandoned warehouse used by homeless, New Orleans, LA	--	8

---

<sup>966</sup> Cross-listed in Explosions.

<sup>967</sup> Cross-listed in Explosions. Most deaths were from the vaporizer explosion and a few from the resulting fire.

<sup>968</sup> Cross-listed in Explosions. Besides deaths in the factory, seven people in adjoining house-fire died.

<sup>969</sup> Cross-listed in Explosions -- a series of explosions started the fires which became a conflagration.

<sup>970</sup> Cross-listed in Explosions. At least 32 died in fires in nearby houses.

<sup>971</sup> Cross-listed in Explosions.

<sup>972</sup> Cross-listed in Explosions.

<sup>973</sup> Cross-listed in Explosions. A fire was precipitating event – all deaths were due to the explosion.

<sup>974</sup> Cross-listed in Explosions. Fire was the precipitating event. All deaths, though, were due to the explosion.

<sup>975</sup> Cross-listed in Explosions and in Structural/Construction. This was an LNG tank which was being cleaned and worked-on. A flash fire called a residual gas explosion which caused the tank concrete cap to fall on workers.

<sup>976</sup> Cross-listed in Explosions, because fires were started by explosions.

**Fires, Structural** -- **Institutional – Hospitals** subtype -- **Chronological**

1. 1892 -- Jan 21, Surgical Institute (hospital) fire, IL and GA streets, Indianapolis, IN -- 19
2. 1918 -- Apr 13, Oklahoma State Hospital for the Insane fire, Norman, OK --39-40
3. 1923 -- Feb 18, Manhattan State Hospital fire, Ward's Island, NY -- 27
4. 1929 -- May 15, Cleveland Clinic (hospital) fire, Cleveland, OH -- 125
5. 1945 -- Dec 24, Niles Street Convalescent Hospital fire, Hartford, CT -- 21
6. 1949 -- Apr 04-5, St. Anthony's Hospital fire (including 13 babies), Effingham IL -- 75
7. 1950 -- Jan 07, fire, Women's Psychopathic Building, Mercy Hospital, Davenport IA -- 41  
1956 -- Dec 23, fire, Xmas tree wiring short circuit, Doctors' Hosp., Minneapolis, MN-- 7
8. 1961 -- Dec 08, Hartford Hospital fire, Hartford, CT -- 16

**Fires, Structural -- Institutional – Mental Institutions, Boarding Homes -- Chronological**

1. 1850 -- Dec 03, Fire, Maine Insane Asylum, Augusta, ME -- 28
2. 1880 -- Nov 15, Fire, Minnesota State Asylum for Insane, St. Paul, MN --24-30
3. 1885 -- Jan 18, Fire, Illinois Eastern Hospital for Insane, Kankakee, IL -- 18
4. 1885 -- Feb 12, Arson fire, Dept. for Insane, Blockley Almshouse, Philadelphia PA<sup>977</sup>-19-20
5. 1891 -- Mar 13, Fire, Central Tennessee Insane Asylum, near Nashville, TN --10-11
6. 1899 -- Feb 12, Fire, State Insane Asylum, near Yankton, SD -- 17
7. 1902 -- June 09, Fire, St. Luke's Society Sanitarium, Wabash / 21<sup>st</sup>, Chicago, IL --12-13
8. 1918 -- Apr 13, Fire, Oklahoma State Hospital for the Insane, Norman, OK --39-40
9. 1919 -- May 19, Mental Asylum Fire in Columbia, SC -- 16
10. 1923 -- Dec 26, fire, Illinois State Hospital for the Insane, Dunning, IL -- 18
11. 1943 -- Jan 31, Fire, Lake Forest Park Sanitarium,<sup>978</sup> Lake Forest Park, WA -- 32  
1948 -- Mar 10/11, Fire, Highland Hospital for Nervous Disorders, Asheville, NC -- 9
12. 1950 -- Jan 07, Fire, Women's Psychopathic Building, Mercy Hospital, Davenport IA -- 41
13. 1952 -- Nov 26, Fire, Female Ward, Huntington State Mental Hosp., Huntington, WV -- 17  
1963 -- May 03, fire, home for mentally-challenged children, Rockville, IN -- 6
14. 1978 -- Dec 09, Ellisville State School/mental hosp., women's dorm fire, Ellisville, MS-- 15
15. 1979 -- Apr 11, Fire, Halfway House (Mental Impairment), Lamont Street, Wash. DC -- 10
16. 1980 -- July 26, Brinley Inn Boarding Home (Mental Impairment) Fire, Bradley Beach, NJ-- 24  
1983 -- Aug 31, Fire, Mentally Handicapped Home, Annandale Village, Suwanee, GA-- 8
17. 1992 -- June 02, Fire, Nu-Way Development Home (Adult Foster Care), Detroit, MI -- 10  
1998 -- Apr 27, Arson? fire, Arlington Manor elderly/disabled boarding home, Arlington, WA<sup>979</sup>-- 8
18. 2006 -- Nov 27, Fire, Anderson Guest House (elderly/mentally-impaired), Anderson MO<sup>980</sup>-11

---

<sup>977</sup> Cross-listed in Violence-Arson.

<sup>978</sup> For elderly, invalids and persons suffering from mental disabilities. Lake Forest Park is just north of Seattle.

<sup>979</sup> Believed to have been set by suicidal patient with schizophrenia, who had set fire at another location.

<sup>980</sup> Cross-listed in Structural Fire subset – Institutional – Nursing, Convalescent, Elderly Boarding, Retirement.



**Fires - Institutional - Nursing, Convalescent, Elderly Boarding, Retirement Homes** Chronological

1. 1876 -- Mar 07, fire, Home for the Aged, East Brooklyn, NY -- 18  
     1916 -- Dec 22, Kansas Masonic Charity Home fire, Wichita, KS<sup>981</sup> -- 5
2. 1931 -- July 24, Home for the Aged fire, Pittsburgh, PA -- 48
3. 1934 -- Feb 20, Penn. Mem. Home/Hosp. (Civil War veterans widows) fire, Brookville, PA--10  
     1943 -- Feb 11, fire and suffocation (elderly), Convalescent Home, Sioux falls, SD -- 7
4. 1946 -- Feb 02, Jennings Hall Home for Aged explosion and fire, Garfield Heights, OH-- 14  
     1948 -- Mar 23, Ward's Rest/Convalescent Home for elderly fire, north Omaha, NE -- 8
5. 1950 -- Dec 22, Walker Convalescent Home (for elderly) fire, near Amarillo, TX -- 10
6. 1951 -- Jan 30, McClary Convalescent Home (for aged) incinerator fire, Hoquiam, WA-- 21
7. 1952 -- Oct 31, Cedar Grove Nursing Home fire, Hillsboro, MO --18-20
8. 1953 -- Jan 25, Gallagher Nursing Home fire (careless smoking), Billings, MT -- 6
9. 1953 -- Mar 29, Littlefield Nursing Home fire, Largo, FL<sup>982</sup> --33-35
10. 1956 -- July 30, Reagan Nursing Home fire (1 survivor), Puxico, MO -- 12
11. 1957 -- Feb 13, Council Bluffs Convalescent Home fire, Council Bluffs, IA --16-17
12. 1957 -- Feb 17, Katie Jane Nursing Home fire, Warrington, MO -- 72  
     1961 -- Feb 01, Mount Vernon Nursing Home fire, Washington, DC -- 7  
     1962 -- Dec 20, St. Jude Nursing Home Fire, Hudson, MA -- 9  
     1963 -- Sep 17, fire, Paradise Pines Rest Home (men in 80s), 14M south of Riggins, ID-- 7
13. 1963 -- Nov 18, fire (arson?), Surfside Hotel (elderly home), Atlantic City, NJ<sup>983</sup> -- 25
14. 1963 -- Nov 23, Golden Age Nursing Home fire, Fitchville, OH -- 63
15. 1964 -- Dec 18, Maples (McGraw) Convalescent Home fire, Fountaintown, IN -- 20  
     1969 -- Jan 18, Carrie Weaver Nursing Home fire, Greenville, MS -- 7
16. 1970 -- Jan 09, Harmer House Convalescent Home fire (cigarette), Marietta OH<sup>984</sup> --31-32
17. 1970 -- Aug 05, pensioner rooming house fire, E. Hennepin, Minneapolis, MN<sup>985</sup> --11-12
18. 1971 -- Jan 14, Westminster Terrace Presbyterian Nursing Home fire, Buechel KY -- 10  
     1971 -- Sep 15, Lil-Haven Nursing Home fire and suffocations, Salt Lake City, UT -- 6
19. 1971 -- Oct 19, fire, Geiger Nursing Home (sedated patients), Texas Township, PA --all 15
20. 1972 -- Jan 26, Green Nursing Home fire<sup>986</sup> (10 patients), Lincoln Heights, OH --all 10
21. 1972 -- Apr 04, Fair Hills Boarding Home for elderly fire/night/no staff, Rosecrans, WI-- 10
22. 1972 -- May 06, Carver Convalescent Center (nursing home) fire, Springfield, IL -- 10
23. 1972 -- Nov 30, Baptist Towers Home for Senior Citizens (11 floors) fire, Atlanta GA-- 10
24. 1973 -- Jan 29, Street's Sheltered Care Rest Home arson fire, Pleasantville, NJ<sup>987</sup> -- 10

<sup>981</sup> This was also an orphanage, but none of the fatalities were children. Section of home that burned was for elderly Masonic Lodge members.

<sup>982</sup> 32 patients and a nurse died in the fire. A patient on way to a hospital and car driver were killed in an accident.

<sup>983</sup> Ex-mental patient and arsonist arrested and "confessed," but was not indicted.

<sup>984</sup> 32 deaths was initial finding. Later it was thought one might have been due to unspecified natural causes.

<sup>985</sup> Cross-listed in Structural Fire subset of Apartment/Boarding/Rooming House Fires. Most victims were retirees.

<sup>986</sup> Overheated furnace running on manual rather than automatic (and had not been turned off to cool down).

- 25. 1973 -- Sep 13, Washington Hill Nursing Home fire, Philadelphia, PA -- 11
- 26. 1973 -- Dec 04, Caley Nursing and Rehabilitation Center fire, Wayne, PA -- 15
- 27. 1976 -- Jan 30, Wincrest Nursing Home arson fire, Chicago, IL -- 24
- 28. 1979 -- Apr 01, Marietta Manor private care home for elderly fire, Connellsville, PA -- 10
- 29. 1979 -- Apr 02, Wayside Inn Boarding Home/Care Facility fire, Farmington, MO -- 25
- 30. 1979 -- Nov 11, Coats Boarding/Nursing House fire, Pioneer, OH -- 14

**Fires - Institutional - Nursing, Convalescent, Elderly Boarding, Retirement Homes - Chronological** (cont.)

- 31. 1981 -- Jan 09, Beachview Rest Home (sheltered care facility) fire, Keansburg, NJ -- 31
- 32. 1985 -- July 23, elderly boarding home fire, Sweet Valley, PA -- 10
- 33. 1989 -- Oct 05, Hillhaven Rehabilitation and Convalescent Center fire, Norfolk, VA -- 12
- 34. 1989 -- Dec 24, John Seiver Elderly Residence fire, Johnson City, TN -- 16
  
- 35. 1991 -- Mar 04, Crystal Springs Estates Boarding Home fire, Colorado Springs, CO -- 10
- 36. 1997 -- May 13, fire, Board and Care Facility, Harvey's Lake, PA -- 10
- 1998 -- Apr 27, Arson? fire, Arlington Manor elderly/disabled boarding home, Arlington, WA<sup>988</sup>-- 8
  
- 37. 2003 -- Feb 26, fire (set by patient), Greenwood Nursing Home, Hartford, CT -- 16
- 38. 2003 -- Sep 25, fire, National Healthcare Center Nursing Home, Nashville, TN -- 16
- 39. 2006 -- Nov 27, fire, Anderson Guest House (elderly/mentally-impaired), Anderson MO<sup>989</sup>--11

---

<sup>987</sup> Cross-listed in Violence-Arson, Manslaughter/Homicide.

<sup>988</sup> Believed to have been set by suicidal patient with schizophrenia, who had set fire at another location.

<sup>989</sup> Cross-listed in Structural Fire subset – Institutional – Mental Asylums, Boarding Homes.

**Fires, Structural** -- **Institutional – Orphanages** -- **Chronological**

1. 1822 -- Jan 24, fire, Philadelphia Orphan Asylum, Schuylkill & Cherry, Philly PA -- 23  
1851 -- Oct 15, Fire Orphan Asylum, Cincinnati, OH -- 6
2. 1881 -- Feb 27, Fire, St. Patrick's Orphanage, Scranton, PA -- 17
3. 1884 -- Dec 18, Fire, St. John's Home Catholic Orphan Asylum, Brooklyn, NY --23-25
4. 1901 -- Jan 08, Fire/Boiler Explosion, Orphan Asylum, Rochester, NY -- 31  
1909 -- Aug 30, Fire, St. Malachy's Home for Children, Far Rockaway Beach, NY -- 7  
1912 -- Oct 30, Fire, St. John's Orphanage, San Antonio, TX -- 7-8
5. 1940 -- Oct 08, mission school dorm fire, Little, Breathitt County, KY (9 girls/teacher)<sup>990</sup>--10
6. 1945 -- Jan 31, Fire, Lacoste Babies' Boarding Home & Nursery, Auburn, ME<sup>991</sup> -- 17  
1958 -- Nov 27, Fire, Mary Flake Home for Handicapped Children, Warr Acres, OK -- 5

---

<sup>990</sup> This was a mission school for orphaned girls.

<sup>991</sup> Was a boarding home for babies and children up to five. Cross listed in Orphanage, though this was not one.

**Fires, Structural -- Institutional – Pauper/Poor Houses/Farms -- Chronological**

1. 1878 -- Apr 07, fire, Steuben County House (poor house/insane asylum), Bath, NY --15-16
  2. 1881 -- Jan 07, Fire, Strafford County Farm [for paupers], near Dover, NH --13-15
  3. 1884 -- Apr 30, Fire, Van Buren County, MI Poorhouse, near Harford, MI --13-15
  4. 1890 -- May 07, Fire, Chenango Co. Poorhouse & Asylum, Preston, NY -- 13
- 1944 -- April 13, Fire, Douglas County Home (for the poor), near Lawrence, KS -- 8
- 1935 -- Jan 1, Fire, Cherokee County Home for elderly men dormitory, Gaffney, SC -- 5

**Fire - Institutional - Penal: Jails, Penitentiaries, Prisons, Prison Camps, Work Houses - Chron.**

1. 1866 -- Jan, fire, Jail and City Guard House, Marietta, GA -- 13
2. 1913 -- July 21, fire, convict cage, Oakley Convict Farm, Hinds County, MS -- 35
3. 1916 -- Mar 06, Jail Fire, "El Holocausto," or the "Jail Holocaust," El Paso, TX --18-30
4. 1930 -- Apr 22, Ohio State Penitentiary fire, Columbus, OH --320-322
5. 1931 -- Mar 17, fire, stockade, county jail, Kenansville, NC -- 11
6. 1950 -- Mar 08, fire, prisoner jail, Sandia Secret Weapons Base, Albuquerque, NM -- 15
7. 1959 -- Mar 05, fire, Negro Boys Industrial School Reformatory dorm, Wrightsville AR-- 21
8. 1967 -- July 16, riot and fire, State Prison Road Camp 12 barracks, Jay, FL -- 38
9. 1975 -- June 09, mattress set on fire, spreads, Seminole County Jail, Sanford, FL -- 11  
1976 -- June 30, youth prisoners start fire, McDowell County Prison, Marion, NC -- 9
10. 1977 -- June 26, arson fire, Maury County Jail, Columbia, TN<sup>992</sup> -- 42
11. 1979 -- Dec 27, fire, Lancaster County Jail, Lancaster, SC -- 11
12. 1982 -- Nov 08, fire (intentionally set by inmate), Harrison County Jail, Biloxi, MS -- 29

---

<sup>992</sup> Cross-listed in Violence-Arson.

**Fires, Structural** -- **Institutional – Schools and Colleges** subtype -- **Chronological**

1. 1884 -- Jan 05, fire, Immaculate Conception Academy (Conv./School), Belleville, IL -- 32
2. 1903 -- Dec 18, Fire, Women's Dormitory, Walden University, Nashville, TN -- 9-15
3. 1908 -- Mar 04, Fire, Trampling, Lake View Elem. School, Collinwood, OH<sup>993</sup> --175-176
4. 1915 -- Oct 28, Fire, Trampling, St. John's Parochial School, Peabody, MA<sup>994</sup> -- 21
5. 1916 -- Oct 05, Fire, Christian Brothers College, St. Louis, MO -- 10
6. 1918 -- Jan 12, Fire, Boys dorm., Dwight Indian Mission School, Marble City, OK -- 13
7. 1923 -- May 17, Fire, Cleveland School District, Kershaw County, near Camden, SC -- 77
8. 1924 -- May 31, Fire, Hope Development School, Playa Del Rey, near Venice CA -- 24
9. 1924 -- Dec 24, Babbs Switch School Fire, Hobart, OK -- 36
10. 1940 -- Oct 08, mission school dorm fire, Little, Breathitt County, KY (9 girls/teacher)<sup>995</sup>--10
11. 1954 -- Mar 31, Cleveland Hill Elementary School Fire, Cheektowaga, NY -- 15
12. 1958 -- Dec 01, Our Lady of the Angels Elementary School Fire, Chicago, IL -- 95
13. 1977 -- Dec 13, Fire, Providence College Women's Dormitory, Providence, RI -- 10

---

<sup>993</sup> Cross-listed in Violence-Crushing, Trampling, Suffocation.

<sup>994</sup> Cross-listed in Violence subsection: Crushing, Trampling, Suffocation. Most of the girls died at the door block.

<sup>995</sup> This was a mission school for orphaned girls.

**Fires, Structural** -- **Maritime (Docks subtype)** -- **Chronological**

1. 1900 -- June 30, North German Lloyd Line Fire, piers & ships, Hoboken, NJ --325-400  
-- 9 *Bremen* (crew). Hoboken Historical Museum.  
-- 0 *Kaiser Wilhelm der Grosse*. Hoboken Historical Museum.  
-- 44 *Main*. Hoboken Historical Museum. CD-ROM: 1900 Hoboken Pier Fire.  
-- 99 *Saale*. Eastlake, Russell, Sharpe. *World Disasters*. "Saale, New York." 2001, p. 30.  
--173 "...on the piers." Hoboken Historical Museum.
2. 1941 -- Aug 18, Fire, NY & Cuba Mail Steam Ship Co. Piers, *Panuco*, Brooklyn, NY --34-35
3. 1956 -- Dec 03, Luckenbach Steamship Pier Fire, Detonators Explode, Brooklyn, NY<sup>996</sup>-- 10
4. 1960 -- Dec 19, Fire, *U.S.S. Constellation*, New York Naval Shipyard, NY -- 50

---

<sup>996</sup> Cross-listed in Explosions. Fire was the precipitating event. All deaths, though, were due to the explosion.

**Fires - Nightclubs/Dance/Gambling Halls/Supper/Social Clubs, Cocktail Lounge - Chronological**

1. 1867 -- Jun 18, fire, saloon, near Rock Island Railroad Depot, Chicago, IL --10-11
2. 1894 -- Dec 24, Fire, Chrisman Bros. Hall, Silver Lake, Lake County, OR -- 43
3. 1919 -- Nov 22, Stove Explosion/Fire/Crushing, Dance Hall/Store, Ville Platte LA<sup>997</sup> --25-28
4. 1929 -- Sep 20, Study Club Dance Hall Fire, Detroit, MI -- 22
5. 1940 -- Apr 23, Rhythm Night Club fire/suffocation/trampling, Natchez, MS -- 209
6. 1942 -- Nov 28, Fire/trampling/suffocation, Cocanut Grove Nightclub, Boston, MA<sup>998</sup>--498
7. 1947 -- Dec 25, Gas thrown on fire/explos., Washoe tribe gambling shack, Dresslerville, NV<sup>999</sup>-- 15
8. 1955 -- Aug 10, Explosion (sewer gas?) & Fire, Gateway Restaurant, Andover, OH<sup>1000</sup>-- 22
9. 1956 -- Jan 29, MD Oyster Roast Fire, Arundel Park Hall, Brooklyn MD -- 11
10. 1965 -- Dec 11, Arson Fire, Seeley Club (Tavern), Chicago, IL<sup>1001</sup> -- 13
11. 1965 -- Dec 20, Arson Fire, Jewish Community Center, Yonkers, NY<sup>1002</sup> -- 12
12. 1968 -- Feb 16, Arson Fire, Randolph Tavern, 107 W. Reed Street, Moberly, MO<sup>1003</sup> -- 12
13. 1973 -- Jun 24, Arson Fire, UpStairs Cocktail Lounge (gay), New Orleans, LA<sup>1004</sup> -- 32
14. 1974 -- June 30, Fire of incendiary origin, Gulliver's Discotheque, Port Chester, NY -- 24
15. 1976 -- Oct 24, Arson Fire, Puerto Rican Social Club, Bronx, NY -- 25
16. 1977 -- May 28, Beverly Hills Supper Club Fire, Southgate, KY -- 165
17. 1990 -- Mar 25, Arson Fire, Happy Land Social Club, Bronx, NY<sup>1005</sup> -- 87
18. 2003 -- Feb 20, Fire, Trampling, The Station Nightclub, West Warwick, RI<sup>1006</sup> -- 100
19. 2016 -- Dec 02, Fire, rave party in warehouse, Fruitvale district, Oakland, CA<sup>1007</sup> -- 36

---

<sup>997</sup> Cross-listed in Explosions and in Violence/Trampling.

<sup>998</sup> Cross-listed in Violence-Crushing, Trampling, Suffocation.

<sup>999</sup> Cross-listed in Explosions (gas can deliberately thrown into fire from kicked-over stove), and in Violence.

<sup>1000</sup> Cross-listed in Explosions.

<sup>1001</sup> Cross-listed in Violence-Arson.

<sup>1002</sup> Cross-listed in Violence-Arson.

<sup>1003</sup> Cross-listed in Violence-Arson.

<sup>1004</sup> Cross-listed in Violence-Arson.

<sup>1005</sup> Cross-listed in Violence-Arson.

<sup>1006</sup> Cross-listed under Violence-Crushing, Trampling, Suffocation.

<sup>1007</sup> Location was an artist work/illegal living warehouse. The occasion was a music and dance party.



**Fires, Structural -- Residences/Houses -- Chronological**

1891 -- Apr 06, fire, three tenement/store houses, NY St., Rochester, Beaver Co., PA	--	9
1902 -- Aug 24, residential house fire kills children, Portland, ME	--	5
1. 1905 -- Jan 03, entire Noweski family killed, fire, Morris Run, PA	--	10
1936 -- Feb 18, Broyles home fire, overheated stove, South Hutchinson, KS	--	7
2. 1941 -- Oct 28, home fire from dropped lighted kerosene heater, Montclair, NJ	--	12
1944 -- Mar 06, children die in home fire, York Beach, ME	--	7
1944 -- Dec 30, residential home fire, Columbus, IN	--	8
3. 1949 -- Mar 3, home coal stove explos./fire/kerosene added, Fox Lake, Lakewood, 12M ~Muskegon MI-11		
1950 -- Mar 02, residential family home fire, Monson, ME	--	8
1954 -- Jan 04, fire, residential home, 5 children die, Oglethorpe, GA	--	5
1954 -- Jan 04, fire, home oil space heater explodes, Old Orchard Beach, ME	--	5
1954 -- Jan 21, stove explodes, home burns, mother and 4 children die, Gordon, NE	--	5
1954 -- Mar 19, kerosene explodes, home woodstove, Spider Ridge, ~Parkersburg, WV <sup>1008</sup>	--	9
1954 -- Apr 03, explosion/fire, kerosene poured in home stove, Glouster, OH <sup>1009</sup>	--	6
1954 -- Apr 03, fire, mother and six children die, farm house near Tuttle, ND	--	7
1954 -- Apr 10, kerosene splashed on home stove live coals explodes, fire, Columbia AL	--	7
1954 -- Aug 23, home fire (children), wrong-size fuses/defective wiring, Waterville, ME	--	5
4. 1954 -- Dec 24, explos./fire, kerosene thrown in stove, tenant farmhouse ~Parkin, AR <sup>1010</sup>	--	13
1955 -- Jan 31, fire (mother and children), home oil stove, Lakeview, GA	--	5
1955 -- Feb 01, home fire, all children, Chuckatuck, VA	--	6
5. 1956 -- Mar 08, tar-papered Twyman home fire, wife/children/grand-children, Oxford, PA	--	12
1957 -- Dec 02, home fire, overheated stove, expectant mother, 7 children, Westor, AR	--	8
6. 1958 -- Feb 17, duplex fire, including 11 children in two families, Atlanta, GA	--	12
7. 1958 -- Apr 05, home fire (coal gas fumes), Porter Township, near Jersey Shore, PA	--	10
1959 -- Jan 05, fire, residential, coal-burning stove, Winstonville, Bolivar County, MS	--	6
8. 1959 -- Jan 08, home wood stove fire (15 children and woman), Boswell, OK	--	16
1959 -- Jan 20, fire (exploding stove?), residence, children killed, Ashland, ME	--	6
1959 -- Feb 15, residential home fire (grandmother and six children), South Bend, IN	--	7
1959 -- Feb 15, home fire, thought to be from coal cooking stove, Pinson Fork, KY	--	5
1959 -- Mar 13, dwelling fire (five children, two adults), Easton, ME	--	7
9. 1959 -- Mar 15, fire, farm house (10 children and farmer), Cross Hill, SC	--	11
1959 -- Mar 16, fire, residence (father and five children), Superior, WI	--	6
1959 -- Mar 29, fire, residence, children killed, Danielstown, Brunswick County, VA	--	7
1959 -- Apr 25, fire, Waldrop residence, Hill City, near Calhoun, GA	--	6
1959 -- Apr 28, fire, coal-burning stove explosion, Nayakik residence, Point Barrow, AK	--	8

<sup>1008</sup> Cross-listed in Explosions. Burning kerosene was thrown on some if not all victims; home burned to ground.

<sup>1009</sup> Cross listed in Explosions.

<sup>1010</sup> Cross-listed in Explosions. The deaths were caused by burning fuel thrown onto the victims.

**Fires, Structural** -- **Residences/Houses** -- **Chronological (continued):**

	1960 -- Mar 27, home fire kills widow and five children, Winthrop, ME	--	6
10.	1961 -- Mar 28, residential fire (lightning?), Alex Whitehead home, Dotsonville, TN <sup>1011</sup>	--	12
11.	1962 -- Jan 15, fire, Paladino home, Catholic Point community ~Center Ridge, AR	--	10
	1963 -- Jan 20, home fire, thought related to coal stove, kills family, Calhoun, OK	--	8
12.	1963 -- Feb 21, farm/tenant home fire, near Luxora, AR	--	10
13.	1963 -- Feb 23, Home Fire (Paul Saville family--wife, 8 children), Morehouse, MO	--	10
	1963 -- Apr 23, Residential Fire, River Park Drive, Louisville, KY	--	7
	1963 -- Dec 16, Children die, Duplex home fire, space heater spilled oil, Portland, ME--		6
14.	1963 -- Dec 25, Fire, portable home oil heater tipped over, Charleston, SC	--	12-13
15.	1964 -- Feb 22, House Fire (Moses James family, 9 children), near Society Hill, SC	--	11
	1964 -- Mar 03 Lightning hits residence starting fire, Forrest City, AR <sup>1012</sup>	--	7
16.	1964 -- Sep 12, Farm House Fire (Bowdish/McConnell children), Kasota, MN	--	10
	1966 -- Dec 28, family farmhouse fire, Panton, VT	--	6
	1967 -- July 04, Fire, Shanty Family Residence, Oxford, ME	--	8
17.	1968 -- Feb 11, Fire, Dwelling, Franklin, PA	--	11
18.	1968 -- July 18, Fire, Dwelling (9 children, 2 adults), St. Albans sec., Queens, NY	--	11
19.	1969 -- Apr 05, kerosene explosion/Fire, house, Oakwood Bayou community ~Dumas, AR	--	10
20.	1969 -- July 10, Fire, Farm Dwelling (laundry room), Posen, Presque Isle County, MI	--	10
21.	1969 -- June 08, Arson Fire (Patricide), Bailey Family Home, Parkersburg, WV <sup>1013</sup>	--	12
	1972 -- Jan 06, home fire from burners on stove, unattended children, Portland, OR	--	all 7
22.	1981 -- Jan 11, Single Family Home Fire, East St. Louis, IL	--	11
	1984 -- Feb 04, home fire, boy playing with lighter, victims 1-8 years old, Tacoma WA--		9
23.	1987 -- Sep 30, Residence Fire, Milwaukee, WI	--	12
24.	1989 -- Jan 01, Rural House Fire, Remer, MN	--	10
	1989 -- July 4, Home Fire, children, locked in house, River Park Drive, Louisville, KY--		6
	1992 -- Nov 08, Fire (fireplace ashes in box), Home, South Jordan (~Salt Lake), UT	--	5
25.	1998 -- Mar 22, Fire, Mt. Cabin, Spring Break Youth, Madisonburg Mt. ~Madisonburg, PA	--	11
	1999 -- Jan 01, fire, Hatfield family home (from LP gas heater in garage), Ceylon, MN--		6
26.	2001 -- Jan 03, single family dwelling fire, Oak Orchard, Sussex Ct., DE	--	11
	2005 -- May 21, arson fire, house during child's birthday sleepover, Cleveland, OH <sup>1014</sup> --		9
	2006 -- Mar 11, fire, residential, wood-burning stove probable cause, Shoals, IN	--	6
	2006 -- Mar 11, two-story home fire, Evensville, Rhea County, TN	--	9
	2006 -- Apr 07, residential fire, Propane lantern ignites mtl. in mobile home, Jacksonville, FL--		6
	2006 -- July 20, fire (over-heated refrigerator), residential home, Chickasha, OK	--	7
27.	2007 -- Feb 06, single-family house fire, Bardstown, KY	--	10
28.	2008 -- Apr 03, residential fire, Brockway, PA	--	10

<sup>1011</sup> Cross-listed in Lightning.

<sup>1012</sup> Cross-listed in Lightning.

<sup>1013</sup> Cross-listed in Violence-Arson.

<sup>1014</sup> Cross-listed in Violence-Arson.

**Fires (Structural) -- Residential Home Fires -- Chronological, continued:**

2012 -- Mar 24, residential home fire, Charleston, WV	--	9
2013 -- Mar 09, home fire (unknown cause), man, woman, 5 children, Gray, KY	--	7
2014 -- Jan 30, home fire linked to electric heater, mother, children, Depoy, KY	--	9
2014 -- Feb 22, house fire (parents and four children), Indianapolis, IN	--	6
2014 -- Aug 29, mobile home fire (cause undetermined), just outside Garland, NC	--	6

**Fires Tenements, Apartments, Rowhouses, Rooming Houses, Barracks -- Chronological**

1. 1860 -- Feb 02, tenement building fire, 142 Elm Street, East Manhattan, NY, NY --10-20
2. 1860 -- Mar 28, fire, 40<sup>th</sup> Street Tenement House, NYC, NY -- 10
  
3. 1888 -- Aug 03, fire, tenement house, 197 Bowery, NY, NY --17-20
  
4. 1890 -- Feb 02, shop and tenement fire, North Street, Boston, MA --12-14
  
5. 1900 -- Mar 12, arson fire (charged), Italian tenement building, Newark, NJ<sup>1015</sup> -- 16
6. 1900 -- June 15, tenement building fire, 34 Jackson Street, NYC, NY -- 11
7. 1900 -- July 03, arson fire (alleged), tenement, Adams and First Sts., Hoboken, NJ<sup>1016</sup>--13-14
8. 1902 -- Jan 29, Italian tenement fire, Fleet Street, North End, Boston, MA --10-11
9. 1903 -- Nov 01, "House of All Nations" tenement fire, Eleventh Ave., NYC, NY -- 25
10. 1904 -- Sep 04, fire, 5-story tenement, Attorney Street, New York City, NY -- 15
11. 1904 -- Nov 20, fire, tenement house, Troutman Street, Brooklyn, NY -- 12
12. 1905 -- Mar 14, fire, tenement, Allen Street, New York City, NY -- 20
13. 1907 -- July 28, fire, tenement house, 222 Chrystie Street, East Side, NYC, NY --19-20
14. 1909 -- Mar 03, fire, tenement building, 374 Seventh Avenue, NYC, NY -- 10
  
15. 1917 -- Feb 02, gas explosion and fire, tenement buildings, Chicago, IL<sup>1017</sup> -- 14
  
16. 1921 -- Nov 14, fire, tenement house, 108 West 17<sup>th</sup> Street, NYC, NY --10-12
17. 1922 -- Oct 22, fire, apartment house, Lexington Avenue, NY, NY -- 15
18. 1923 -- Feb 23, fire, garage and apartments, Hatley Building, Kansas City, KS -- 13
19. 1923 -- Apr 27, fire, tenement building, East 109<sup>th</sup> Street, NYC, NY -- 12
20. 1923 -- Jun 21, fire, tenement building, Federal Street, Chicago, IL -- 10
21. 1924 -- Feb 19, fire, tenement house, Madison Street, New York, NY -- 14
  
22. 1932 -- June 07, explosion/arson/mass murder, Ellington Apartments, Cleveland, OH<sup>1018</sup>-- 13
23. 1935 -- Sep 29, arson fire, tenement, Chicago, IL<sup>1019</sup> -- 10
24. 1936 -- Feb 03, fire, dormitory, Parker Dam construction site, Colorado River, CA -- 10
  
25. 1940 -- Jan 03, fire, Marlborough (apartment) Hotel, Minneapolis, MN -- 19
26. 1942 -- Jan 20, fire, Melvin Hall Apartments, Lynn, MA -- 13
27. 1945 -- Feb 17, fire from welding in candy co., Maefair Apartments, Tacoma, WA -- 19
28. 1946 -- Jan 27, fire, Winona Apartments and rooming house, Kansas City, MO --10-11
29. 1946 -- Dec 12, fire, vacant Knickerbocker Ice Plant wall falls onto tenement, NYC -- 37
30. 1948 -- Feb 13, fire, apartment building, Hoage family, Cedar Street, Utica, NY -- 11
  
31. 1953 -- Sep 07, fire, Spector Realty Co. tenement building, State St., Chicago, IL -- 18

---

<sup>1015</sup> Cross-listed in Violence-Arson, Manslaughter/Homicide.

<sup>1016</sup> Cross-listed in Violence-Arson, Manslaughter/Homicide.

<sup>1017</sup> Cross listed in Explosions.

<sup>1018</sup> Cross-listed in Violence-Arson, Manslaughter/Homicide.

<sup>1019</sup> Cross-listed in Violence-Arson, Manslaughter/Homicide.

32. 1955 -- Feb 01, oil stove fire (11 children), tenement, Schuyler St., Amsterdam, NY -- 12  
 1956 -- Dec 23, Fire, Downtown Apartment Bldg., mother, four children, Meriden, CT-- 5  
 33. 1957 -- Nov 16, Fire, Tenement (ex-Moonglow Hotel), Allen Ave., Niagara falls, NY-- 18  
 34. 1959 -- Feb 14, Fire (from gas explosion), Apartment Building, Ashland, KY -- 11

**FIRES, structural -- Tenements, Apartments, Rowhouses, Barracks -- Chronological** (Cont.)

35. 1964 -- Nov 04, fire, Dorchester Manor Apartment Hotel, Chicago, IL -- 11  
 36. 1966 -- Feb 05-06, kerosene heater explodes, fire, rooming house, Miami, FL -- 10  
 1966 -- Nov 6, rowhouse fire, West Franklin Street, West Baltimore, MD -- 8  
 1967 -- Jan 14, rowhouse (cigarette) fire, Philadelphia, PA -- 9  
 37. 1968 -- Jan 09, fire, paper box factory and tenement/apartment house, Brooklyn, NY -- 13  
 38. 1968 -- Aug 31, In-Crowd Lounge/apartment fire (possibly Arson), Gary, IN -- 13  
 39. 1969 -- Apr 06, fire, wood-frame tenement/apartment house, Bridgeport, CT -- 11  
 40. 1969 -- Jun 03, fire, apartment house, Kansas City, MO -- 12  
 41. 1969 -- Dec 18, tenement fire/faulty Christmas tree lights, Bushwick/Brooklyn NY -- 9-10  
  
 42. 1970 -- Aug 05, pensioner rooming house fire, E. Hennepin, Minneapolis, MN --11-12  
 43. 1971 -- Apr 25, Seventh Avenue apartment building fire, Seattle, WA -- 12  
 44. 1972 -- Nov 30, Baptist Towers Home for Senior Citizens (11 floors) fire, Atlanta GA-- 10  
 45. 1973 -- July 11, apartment building/rooming house fire, Main St., Worcester, MA -- 10  
 46. 1973 -- Sep 29, arson fire, tenement, Eleventh & Willow, Hoboken, NJ<sup>1020</sup> -- 11  
 47. 1973 -- Nov 15, fire, Stratford Apartments building, Los Angeles, CA -- 25  
 48. 1974 -- Jan 24, Vogel Apartment House fire (7 children, 3 adults), Liberty, NY -- 10  
 1975 -- Jan 18, rowhouse fire (cigarette), 7 children/1 adult, Walbrook Ave. Baltimore, MD-- 8  
 49. 1975 -- Dec 12, condemned Gartland Apartments arson fire, San Francisco, CA -- 14  
 50. 1976 -- Jan 10, Pathfinder (residential) Hotel natural gas explosion/fire, Fremont, NE<sup>1021</sup> -- 20  
 51. 1976 -- Feb 04, tenement house fire (7 children, 3 adults), Manhattan, NYC, NY -- 10  
 52. 1976 -- Dec 20, Witmer Street apartment house juvenile arson fire, Los Angeles, CA -- 10  
 53. 1976 -- Dec 24, fire, birthday party (10 children), apartment house, Chicago, IL -- 12  
 54. 1977 -- Dec 10, Wenonah Park apt. bldg. fire/light fixture short-circuit, Bay City, MI -- 10  
 55. 1978 -- Dec 07, tenement house fire (7 children/5 adults), Central Ward, Newark, NJ -- 12  
 56. 1979 -- Jan 20, arson fire, tenement, Clinton Street, Hoboken, NJ<sup>1022</sup> -- 21  
 57. 1979 -- Oct 19, typhoon/fuel bladder ruptures/barracks fire, USMC Camp Fuji, Japan -- 13  
  
 58. 1980 -- Dec 18, fire, Avalon Apartment Building, Salt Lake City, UT -- 12  
 59. 1981 -- Oct 24, arson fire, apartment bldg., 12<sup>th</sup> and Washington, Hoboken, NJ<sup>1023</sup> -- 11  
 60. 1982 -- Apr 30, arson fire, Pinter (residential) Hotel, 14<sup>th</sup> Street, Hoboken, NJ<sup>1024</sup> -- 13  
 61. 1982 -- May 14, row house fire, Baltimore, MD -- 10  
 62. 1982 -- July 05, arson fire, apartment building, Waterbury, CT<sup>1025</sup> -- 14

<sup>1020</sup> Cross-listed in Violence-Arson, Manslaughter/Homicide.

<sup>1021</sup> Though originally a hotel, it had been modified to provide apartments. Cross-listed in Explosions.

<sup>1022</sup> Cross-listed in Violence-Arson, Manslaughter, Homicide.

<sup>1023</sup> Cross-listed in Violence-Arson, Manslaughter/Homicide.

<sup>1024</sup> Cross-listed in Violence-Arson, Manslaughter/Homicide.

<sup>1025</sup> Cross-listed in Violence-Arson.

63. 1982 -- Sep 04, arson fire, Dorothy Mae Apartments/Hotel, Los Angeles, CA<sup>1026</sup> --24-25  
     1983 -- Dec 09, fire (careless smoking) row house (5 children), west Baltimore, MD -- 8  
 64. 1984 -- Feb 08, family row-house fire, Philadelphia (Kensington section), PA -- 10  
 65. 1984 -- July 04, arson fire, Elliott Chambers Rooming Home, Beverly, MA<sup>1027</sup> -- 15  
 66. 1984 -- Oct 18, arson fire, Alexander Hamilton residential hotel, Paterson, NJ<sup>1028</sup> -- 15  
 67. 1985 -- May 13, Philadelphia Police bomb MOVE, rowhouse fire, Philadelphia, PA<sup>1029</sup>-- 11

**Fire, structural -- Tenements, Apartments, Rowhouses, Barracks -- Chronological** (Cont.)

68. 1991 -- Feb 16, fire (extension cord related), apartment building, New Britain, CT -- 10  
 69. 1991 -- Dec 09, West Side Apartment Building fire, Humboldt Park, Chicago, IL -- 10  
     1992 -- Feb 13, fire (space heaters or smoking) row house (5 children), Camden NJ -- 8  
     1992 -- Dec 05, fire (apparently smoking in bed), row house (8 children), Chester, PA-- 8  
     1992 -- Dec 17, fire, four-family apartment building, Auburn, WA -- 5  
     1993 -- Feb 28, fire, apartment building (8 children, 1 adult), Ludington, MI -- 9  
 70. 1993 -- May 03, arson fire, apt./tenement bldg., Burlington Ave., Los Angeles, CA<sup>1030</sup>-- 10  
     1994 -- Jan 09, fire (clothing on heating grate), row house (6 children), Baltimore, MD-- 7  
     1994 -- Feb 26, fire, from candle; rowhouse; power turned off, west Baltimore, MD -- 9  
  
 71. 2004 -- Sep 12, arson fire, Lincoln Park West Apartments, Prairie Township, OH -- 10  
 72. 2005 -- Mar 10, townhouse mattress fire, Marrero, LA -- 11  
     2007 -- Jan 13, fire, Emmons Jr. Apartment Building, Huntington, WV -- 9  
 73. 2007 -- Mar 07, rowhouse fire, Bronx, NY -- 10  
     2007 -- May 22, fire (smoking materials), row house, east Baltimore, MD -- 8  
     2010 -- Dec 14, fire, two-story brick row house home, east Baltimore, MD -- 6  
     2014 -- Nov 01, rooming house fire (landlord charged with manslaughter), Portland, ME-- 6  
 74. 2017 -- Dec 28, fire, boy, 3, playing with stove, apartment bldg., Belmont/Bronx, NY -- 13  
  
 75. 2022 -- Jan 05, rowhouse/apt. fire (8 children/4 adults), Fairmont sec., Philadelphia, PA-- 12  
 76. 2022 -- Jan 9, Space-heater related fire (9 adults/8 children), apartment bldg., Bronx, NY-- 17

<sup>1026</sup> Cross-listed in Violence-Arson, Manslaughter/Homicide.

<sup>1027</sup> Cross-listed in Violence-Arson, Manslaughter/Homicide.

<sup>1028</sup> Cross-listed in Violence-Arson. (originally a hotel, but had become a low-rent apartment building.)

<sup>1029</sup> Cross-listed in Violence-Governmental Use of Force.

<sup>1030</sup> Cross-listed in Violence-Arson.

**Fire, structural** -- **Terrorism-Related subset** -- **Chronological**

1. 1910 -- Oct 1, Los Angeles Trade Unionist dynamiting and fire, *LA Times*, CA -- 21
2. 1995 -- Apr 19, Terrorism, Alfred P. Murrah Federal bldg. Bombing, Oklahoma City<sup>1031</sup>-168
3. 2001 -- Sep 11, World Trade Center, American 11 and United 175, NY --2,830
4. 2001 -- Sep 11, American Airlines hits Pentagon, Arlington VA -- 189

---

<sup>1031</sup> Cross-listed in Violence and in explosions (almost 40% of 168 victims died from fire and smoke inhalation).

**Fire, structural** -- **Theaters/Opera Houses** subset -- **Chronological**

1. 1811 -- Dec 26, theatre fire, Richmond, VA --61-75
2. 1867 -- Jun 19, Fox's American Theater Fire, Philadelphia, PA --10-15
3. 1876 -- Dec 5, Conway Theater Fire, Trampling, Suffocation, Brooklyn, NY<sup>1032</sup> --284-300
4. 1887 -- July 9, Alcazar Theater Fire and town Conflagration, Hurley, WI --10-11
5. 1892 -- Apr 27, Fire, Gilmore's Central Theater, Philadelphia, PA -- 14
6. 1896 -- Sep 05, Fire, Yore's Opera House, Benton Harbor, MI -- 12
7. 1901 -- Nov 06, Fire, Klondyke Theater, Harley, WI -- 10
8. 1903 -- Dec 30, Fire, suffocation, trampling, Iroquois Theater, Chicago, IL<sup>1033</sup> -- 602
9. 1908 -- Jan 13, Fire and Trampling, Rhoads Opera House, Boyertown, PA<sup>1034</sup> -- 170
10. 1916 -- May 10, Explosion, Fire, Trampling, Theater, Wallaceton, VA --13-26  
1921 -- Nov 27, Fire, Rialto Theatre, New Haven, CT -- 9
11. 1941 -- Mar 10, Strand Theater Fire & Roof Collapse, Brockton, MA -- 13

---

<sup>1032</sup> Cross-listed in Violence-Crushing, Trampling, Suffocation.

<sup>1033</sup> Cross-listed in Violence-Crushing, Trampling, Suffocation.

<sup>1034</sup> Cross-listed in Violence-Crushing, Trampling, Suffocation.



**Fire, structural****Other****Chronological**

1. 1892 -- June 05, dam failure, oil fire, Titusville, Oil City, PA<sup>1035</sup> -- 350
2. 1901 -- Aug 14, waterworks crib fire, two miles off Cleveland Harbor, OH<sup>1036</sup> --12-13
3. 1936 -- Apr 06, tornado and fire, Cooper Pants Factory, Gainesville, GA<sup>1037</sup> --40-70
4. 1942 -- June 03, gasoline explosion/fire, cleaning guns, Army Air Station, Stockton, CA-- 11
5. 1943 -- Feb 18, Boeing XB-29 Crash into Frye Packing Plant, Fire, Seattle, WA<sup>1038</sup> -- ~20
6. 1944 -- July 06, Barnum & Ringling Broth. Circus Fire, Stampede, Hartford, CT --168-169
7. 1965 -- Aug 09, Titan II ICBM silo fire leading to suffocation, near Searcy, AR -- 53
8. 1965 -- Nov 24, natural gas explosion/fire, Nat. Guard Armory dance, Keokuk, IA<sup>1039</sup> -- 21
9. 1968 -- Apr 05, gas and gunpowder explosion, fire, Richmond, IN -- 41
10. 2000 -- Aug 19, El Paso Natural Gas Pipeline rupture and fire, Carlsbad, NM<sup>1040</sup> -- 12

---

<sup>1035</sup> Cross-listed under Dam Failures

<sup>1036</sup> Cross listed in Mines Tunnels and Quarries.

<sup>1037</sup> Cross-listed in Tornadoes. There were ~203 tornado deaths, including those from this fire. Most probably some of these deaths can be attributed to the destruction of the building. Many, mostly girls and women, had sought safety in the basement, only to be trapped when the building was destroyed and caught fire.

<sup>1038</sup> The number twenty is an approximation in that it is not known how many Frye employees were killed directly by the crash and how many died in the resulting large fire. There were 32-34 fatalities in all (though one source has 41), of which 10 were onboard the XB-29. Cross-listed in Aviation.

<sup>1039</sup> Cross-listed in Explosions. Seven died the night of the explosion and fire. The others died from burn injuries in hospitals over next several weeks.

<sup>1040</sup> Cross-listed in Structural Failures and in Explosions. Technically perhaps not a “structural” fire.

**FIRE, structural -- Arson subset<sup>1041</sup> -- By Mortality**

1.	1986 -- Dec 31, arson fire Dupont Plaza Hotel, San Juan, Puerto Rico	-- 97
2.	1990 -- Mar 25, arson fire, Happy Land Social Club, Bronx, NY	-- 87
3.	1977 -- June 26, arson fire, Maury County Jail, Columbia, TN	-- 42
4.	1973 -- June 24, arson fire, gay UpStairs Cocktail Lounge, New Orleans, LA	-- 32
5.	1970 -- Dec 20, arson fire, Pioneer International Hotel, Tucson, AZ	-- 28
6.	1963 -- Nov 18, fire (arson?), Surfside Hotel (elderly home), Atlantic City, NJ <sup>1042</sup>	-- 25
7.	1976 -- Oct 24, arson fire, Puerto Rican Social Club, Bronx, NY	-- 25
8.	1982 -- Sep 04, arson fire, Dorothy Mae Apartments/Hotel, Los Angeles, CA <sup>1043</sup>	--24-25
9.	1974 -- June 30, fire of incendiary origin, Gulliver's Discotheque, Port Chester, NY	-- 24
10.	1976 -- Jan 30, arson fire, Wincrest Nursing Home, Chicago, IL	-- 24
11.	1944 -- Mar 28, arson fire, New Amsterdam Hotel, San Francisco, CA	-- 22
12.	1979 -- Jan 20, arson fire, tenement, Clinton Street, Hoboken, NJ	-- 21
13.	1885 -- Feb 12, arson fire, Department for the Insane, Blockley Almshouse, Philly PA	--19-20
14.	1970 -- Mar 20, arson fire, Ozark Hotel ("flophouse"), Seattle, WA	-- 20
15.	1900 -- Mar 12, arson fire (charged), Italian tenement building, Newark, NJ	-- 16
16.	1947 -- Dec 25, gas thrown on stove/explos., Washoe tribe gambling house, Dresslerville, NV	--14-15
17.	1984 -- July 04, arson fire, Elliott Chambers Rooming Home, Beverly, MA	-- 15
18.	1984 -- Oct 18, arson fire, Alexander Hamilton residential Hotel, Paterson, NJ <sup>1044</sup>	-- 15
19.	1900 -- July 3, arson fire (alleged), tenement, Adams and First Sts., Hoboken, NJ	--13-14
20.	1966 -- Sep 12, arson fire, Lane Hotel, Anchorage, AK	-- 14
21.	1975 -- Dec 12, condemned Gartland Apartments arson fire, San Francisco, CA	-- 14
22.	1932 -- Jun 07, explosion/arson/mass murder, Ellington Apartments, Cleveland, OH	-- 13
23.	1965 -- Dec 11, arson fire/mass murder, Seeley Club (Tavern), Chicago, IL	-- 13
24.	1982 -- Apr 30, arson fire, Pinter (residential) Hotel, 14 <sup>th</sup> Street, Hoboken, NJ	-- 13
25.	1965 -- Dec 20, arson fire, Jewish Community Center, Yonkers, NY	-- 12
26.	1968 -- Feb 16, arson fire, Randolph Tavern, 107 W. Reed Street, Moberly, MO	-- 12
27.	1969 -- June 08, arson fire (patricide), Bailey family home, Parkersburg, WV	-- 12
28.	1975 -- July 07, Pomona Hotel arson fire, skid row, Portland, OR <sup>1045</sup>	-- 12
29.	1978 -- Nov 05, arson fire, Allen Motor Inn, Honesdale, Wayne County, PA	-- 12
30.	2006 -- Oct 31, arson fire, Mizpah Hotel, North Lake St., Reno, NV	-- 12
31.	1854 -- Apr 25, arson fire, Jennings Building (all firemen), Broadway, NY, NY	-- 11
32.	1973 -- Sep 29, arson fire, tenement, Eleventh & Willow, Hoboken, NJ	-- 11
33.	1981 -- Oct 24, arson fire, apartment building, 12 <sup>th</sup> and Washington, Hoboken, NJ	-- 11
34.	1935 -- Sep 29, arson fire, tenement, Chicago, IL	-- 10
35.	1973 -- Jan 29, arson fire, Street's Sheltered Care Rest Home, Pleasantville, NJ	-- 10
36.	1976 -- Dec 20, Witmer Street apartment house juvenile arson fire, Los Angeles, CA	-- 10
37.	1978 -- Nov 26, fire (probable arson), Holiday Inn Northwest, Ridge Rd., Greece, NY	-- 10

<sup>1041</sup> All arson fires are cross-listed in Violence - Arson, Manslaughter/Homicide subset.

<sup>1042</sup> Ex-mental patient and arsonist arrested and "confessed," but was not indicted. Cross-listed in Violence-Arson.

<sup>1043</sup> Cross-listed in Violence-Bombing, Violence-Labor and Violence-Arson.

<sup>1044</sup> originally a hotel, but had become a low-rent apartment building.

<sup>1045</sup> Cross-listed in Violence-Arson, Manslaughter/Homicide.

- 38. 1979 -- July 31, arson fire/smoke inhalation deaths, Holiday Inn, Cambridge, OH -- 10
- 39. 1980 -- Oct 28, apartment building arson fire kills children, South Side Chicago, IL -- 10
- 40. 1993 -- May 3, arson fire, apt./tenement building, Burlington Ave., Los Angeles, CA -- 10
- 41. 2004 -- Sep 12, arson fire, Lincoln Park West Apartments, Prairie Township, OH -- 10

**Fire, structural -- Arson -- By Mortality (fewer than 10 deaths)**

- 1976 -- June 30, youth prisoners start fire, McDowell County Prison, Marion, NC -- 9
- 2005 -- May 21, arson fire, house during child's birthday sleepover, Cleveland, OH -- 9
- 1998 -- Apr 27, arson? fire, Arlington Manor elderly/disabled boarding home, Arlington, WA<sup>1046</sup>-- 8
- 1992 -- July 7, arson fire set by mother kills six of her children, Baltimore, MD -- 6
- 1993 -- Feb 27, arson fire & mass murder, apartment building, Providence, RI -- 6

---

<sup>1046</sup> Believed to have been set by suicidal patient with schizophrenia, who had set fire at another location.

**Fires, structural**      **Churches** subtype      **By Mortality**

1. 1875 -- May 27, Holyoke Catholic Church Fire, Holyoke, MA      --      75
2. 1964 -- May 23, Samoan Fire-Dance Fire, All Hallows Parish Hall, San Fran., CA      --      17

**Fires, structural****Commercial, Retail (subtype)****By Mortality**

1. 1967 -- Feb 07, Dale's Penthouse Restaurant fire, Montgomery, AL -- 25
2. 1972 -- Sep 24, plane crash into Farrell's Ice Cream Parlor, fire, Sacramento, CA<sup>1047</sup> -- 22
3. 1893 -- July 10, fire, Columbia Exposition Cold Storage warehouse, Chicago, IL --17-19
4. 1906 -- Oct 25, fire, Chamber of Commerce Building, Kansas City, KS -- 15
5. 1890 -- Mar 17, fire/bldg. collapse on firemen, Bowen-Merrill Co., Indianapolis, IN -- 13
6. 1857 -- Apr 14, fire, warehouse wall/floor collapse, Charles Street, Baltimore, MD -- 12
7. 1882 -- Jan 31, fire, World Building (com.), Park Row and Beekman St., NYC, NY -- 12
8. 1891 -- Dec 09, fires, Bamberger & Candy/Fireworks bldgs., Main St., Louisville, KY-- 12
9. 1910 -- Mar 25, fire, L. Fish & Co. Furniture Store, Wabash Ave., Chicago, IL -- 12
10. 1919 -- Jan 07, explosion & fire, Film Exchange, Penn Ave., Pittsburg, PA<sup>1048</sup> --10-12
11. 1957 -- Dec 05, Natural gas explosion/fire, five downtown businesses, Villa Rica, GA<sup>1049</sup>--12
12. 1966 -- Oct 17, Fire, floor collapse, firefighters killed, Mercantile Building, NYC -- 12
13. 1976 -- Dec 22, Fields department store fire (5 stories), Fulton Street, Brooklyn, NY -- 12
14. 1854 -- Apr 25, Arson, Jennings Building (all firemen), Broadway, NY, NY -- 11
15. 1909 -- Oct 30, fire, business district, St. Johnsbury, VT --10-11
16. 1924 -- Feb 15, fire, Lawrence Building, Main Street, Montpelier VT -- 11
17. 1947 -- July 29, butane gas explosion/fire, Pauline's Beauty School, Harrisonburg, VA<sup>1050</sup>-11
18. 1969 -- Feb 25, fire, Rosen Architectural Office, Fifth Ave., Manhattan, NYC, NY -- 11
19. 1865 -- June 09, Ordnance Building explosion/fire, train sparks, Chattanooga, TN<sup>1051</sup> -- ~10
20. 1937 -- Feb 05, flooding, natural gas leak/explosion/fire, Floyd St., Louisville, KY<sup>1052</sup>-- 10
21. 1953 -- Jan 27, gas line leak explosion/fire, Jones Electric Co., other stores, Aiken, SC<sup>1053</sup>-- 10
22. 1978 -- Nov 05, Younkers Brothers Dept. store fire (employees), West Des Moines, IA-- 10

**Fewer than ten lives lost -- Some Selected Examples:**

- 2007 -- June 18, Fire, Sofa Super (furniture) Store, Firefighters killed, Charleston, SC -- 9  
 1949 -- Mar 04, Fire, Woolworth Dept. Store, firefighters killed, Charleston, WV -- 7

---

<sup>1047</sup> Cross-listed in Aviation.

<sup>1048</sup> Cross-listed in Explosions.

<sup>1049</sup> Cross-listed in Explosions -- there were fatalities from the explosion and from the resulting fire.

<sup>1050</sup> Cross-listed in Explosions -- most, if not all, deaths were caused by the explosion and building destruction.

<sup>1051</sup> Cross-listed in Explosions.

<sup>1052</sup> Cross-listed in Explosions -- do not have a breakout of deaths by explosion and those by fire.

<sup>1053</sup> Most of the deaths were thought to have been the direct result of the explosion and not the resulting fire.

**Fire, structural****Conflagration, Urban (subset)****By Mortality**

1.	1906 -- Apr 18, earthquake, fire, landslides, San Francisco and vicinity, CA <sup>1054</sup>	--3,000-5,000
2.	1871 -- Oct 08-10, conflagration, The Great Chicago Fire, IL	--250-300
3.	1865 -- Feb 18, gunpowder explosion/fire, Northeastern RR Depot, Charleston SC <sup>1055</sup>	--150-200
4.	1850 -- July 09, fire/conflagration, Old City Philadelphia, PA	-- 44
5.	1872 -- Nov 09-10, conflagration ("Great Boston Fire of 1872"), Boston, MA	--25-41
6.	1845 -- July 19, fire and explosion, New, Broad, Beaver, Broadway streets, NYC, NY <sup>1056</sup>	--30
7.	1851 -- May 03-04, conflagration, "Fifth Great Fire," San Francisco, CA	---14--30
8.	1857 -- Oct 19, fire, brothel, stores, warehouses, S. Water Street, Chicago, IL	-- 27
9.	1849 -- May 17, fire, 27 boats, much of wharf and business district, St. Louis, MO	-- 3-20
10.	1865 -- Feb 08, conflagration fire, Philadelphia, PA	-- 20
11.	1908 -- Apr 12, The Great Chelsea Fire/Conflagration of 1908, Chelsea, MA	--15-19
12.	1871 -- Sep 15, restaurant fire, conflagration, powder explosion, Pioche, NV	-- 13
13.	1892 -- Oct 28, conflagration, Milwaukee, WI	-- 10
14.	1940 -- July 30, explosions/conflagration, R. M. Hollingshead Plant, Camden, NJ <sup>1057</sup>	-- 10
	1901 -- May 03, the Great Jacksonville Fire (conflagration), Jacksonville, FL	-- <u>≥</u> 7
	1909 -- Apr 11, urban conflagration, Lenox, MA	-- 6

<sup>1054</sup> Cross-listed in Earthquake and in Landslides, in that there were a small number of deaths due to slides.

<sup>1055</sup> Majority of deaths, if not the great majority, were from the explosion. However, a very large fire resulted which destroyed a roughly four-block area. Deaths from fire were reported, though without noting the number.

<sup>1056</sup> Cross-listed in Explosions.

<sup>1057</sup> Cross-listed in Explosions -- a series of explosions started the fires which became a conflagration.

**Fire, structural - Hotels, Motels, Inns, Boarding Houses, Country Clubs (Temp. Lodging)**  
**By Mortality**

1.	1946 -- Dec 07, Hotel Winecoff fire, Atlanta, GA	-- 119
2.	1986 -- Dec 31, Dupont Plaza Hotel arson fire, San Juan, Puerto Rico <sup>1058</sup>	-- 97
3.	1883 -- Jan 10, Newhall House (Hotel) fire (suspected arson), Milwaukee, WI	--71--90
4.	1980 -- Nov 21, MGM Grand Hotel fire, Las Vegas, NV	-- 85
5.	1946 -- Jun 05, LaSalle Hotel fire, Chicago, IL	-- 61
6.	1943 -- Sep 07, Gulf Hotel (and inexpensive rooming house) fire, Houston, TX	-- 55
7.	1899 -- Mar 17, Windsor Hotel fire, Fifth Avenue, New York, NY	-- 45
8.	1914 -- Mar 08, fire, wall fall (17 <sup>th</sup> ) Missouri Athletic Club (Lodging), St. Louis, MO <sup>1059</sup>	--37
9.	1903 -- Nov 21, fire, railroad workmen "shanty," near Lilly (~Johnstown), PA	--31-35
10.	1938 -- May 16, Terminal Hotel fire, Atlanta, GA	-- 35
11.	1934 -- Dec 11, Kerns Hotel fire, Grand Avenue, Lansing, MI	-- 34
12.	1858 -- Feb 20, Pacific Hotel fire, St. Louis, MO	--21-30
13.	1892 -- Feb 07, Hotel Royal fire, Fortieth Street & Sixth Avenue, NYC, NY	--28-30
14.	1955 -- Feb 12, Barton Hotel fire, sub-zero temp., "skid row," W Madison, Chicago, IL	-- 29
15.	1970 -- Dec 20, Pioneer International Hotel arson fire, Tucson, AZ <sup>1060</sup>	-- 29
16.	1913 -- Dec 02, Arcadia Boarding House ("Hotel"/flop house) fire, Boston, MA	-- 28
17.	1980 -- Dec 04, fire, Conference Ctr. at Stouffer's Inn (possibly arson), <sup>1061</sup> Harrison, NY	-- 26
18.	1963 -- Nov 18, Surfside Hotel (elderly home) fire (arson?), Atlantic City, NJ <sup>1062</sup>	-- 25
19.	1982 -- Sep 04, Dorothy Mae Apartments/Hotel arson fire, Los Angeles, CA <sup>1063</sup>	--24-25
20.	1886 -- Dec 28, fire, steamer/boarding house <i>Bradish Johnson</i> , Jackson, AL <sup>1064</sup>	-- ~24
21.	1872 -- Dec 10, Fifth Avenue Hotel fire, New York, NY	-- 22
22.	1934 -- Mar 24, Federal Transient Bureau Lodging fire, Lynchburg, VA	-- 22
23.	1944 -- Mar 28, New Amsterdam Hotel arson fire, San Francisco, CA <sup>1065</sup>	-- 22
24.	1963 -- Dec 29, Hotel Roosevelt fire, Jacksonville, FL	-- 22
25.	1877 -- Apr 11, Southern Hotel fire, St. Louis, MO	--16-21
26.	1902 -- Feb 22, Park Avenue Hotel fire, New York City, NY	-- 20
27.	1913 -- Feb 28, Dewey Hotel fire and possible gas explosion, Omaha, NE	-- 5-20
28.	1961 -- Jan 06, Thomas Hotel fire, San Francisco, CA	-- 20
29.	1970 -- Mar 20, Ozark Hotel ("flop house"), arson fire, Seattle, WA <sup>1066</sup>	-- 20
30.	1976 -- Jan 10, Pathfinder (residential) Hotel natural gas explosion/fire, Fremont, NE <sup>1067</sup>	-- 20
31.	1978 -- Jan 28, fire, Coates House Hotel (many low-income elderly), Kansas City, MO	-- 20
32.	1993 -- Mar 16, Paxton Hotel fire, Chicago, IL	-- 20

<sup>1058</sup> Cross-listed in Violence-Arson, Manslaughter/Homicide.

<sup>1059</sup> Thirty fatalities from the March 8<sup>th</sup> fire and 7 fatalities from the March 17<sup>th</sup> Missouri Athletic Club wall fall.

<sup>1060</sup> Cross-listed in Violence-Arson, Manslaughter/Homicide.

<sup>1061</sup> A waiter was charged with arson and 26 counts of murder and found guilty by jury; the presiding judge, though, overturned the verdict citing insufficient evidence. This act was appealed but upheld by State Supreme Court.

<sup>1062</sup> Ex-mental patient and arsonist arrested and "confessed," but was not indicted.

<sup>1063</sup> Cross-listed in Violence-Arson, Manslaughter/Homicide.

<sup>1064</sup> Cross-listed in Maritime.

<sup>1065</sup> Cross-listed in Violence subset Arson.

<sup>1066</sup> Cross-listed in Violence-Arson, Manslaughter/Homicide.

<sup>1067</sup> Cross-listed in Explosions.

- |   |    |    |
|---|----|----|
| 33. 1940 -- Jan 03, Marlborough (apartments) Hotel fire, Minneapolis, MN  | -- | 19 |
| 34. 1943 -- Dec 24, Fire, Standard Hotel, West 42 <sup>nd</sup> Street between 9 <sup>th</sup> and 10 <sup>th</sup> , NYC, NY | -- | 19 |
| 35. 1946 -- Jun 09, Canfield Hotel Fire, Dubuque, IA  | -- | 19 |
| 36. 1970 -- Sep 13, Ponet Square Hotel Fire, Los Angeles, CA  | -- | 19 |
| 37. 1981 -- March 14, Royal Beach (Residential) Hotel Fire, Chicago, IL   | -- | 19 |

**Fire, structural -- Hotels, Motels, Inns, Boarding Houses, Country Clubs -- Mortality**

- |  |    |       |
|--|----|-------|
| 38. 1881 -- Dec 10, Boarding House lamp fire, Rock Cut, near Pittsburgh, PA                                      | -- | 16-17 |
| 39. 1945 -- Jan 31, Lacoste Babies' Boarding Home & Nursery fire, Auburn, ME <sup>1068</sup>                     | -- | 17    |
| 40. 1895 -- Dec 31, Delavan House (hotel), fire, Albany NY   | -- | 16    |
| 41. 1936 -- Feb 12, Victoria Mansion Hotel fire, Lexington & Seventh, Lakewood, NJ                               | -- | 16    |
| 42. 1977 -- Jan 28, Stratford Hotel fire (early a.m., below zero), Breckenridge, MN                              | -- | 16    |
| 43. 1887 -- Mar 18, Richmond Hotel (Young Men's Assn.), fire, Buffalo, NY  | -- | 15    |
| 44. 1883 -- Apr 07, Ende Hotel structural failure and fire, Greenville, TX <sup>1069</sup>                       | -- | 13-15 |
| 45. 1984 -- July 4, Elliott Chambers Rooming Home arson fire, Beverly, MA <sup>1070</sup>                        | -- | 15    |
| 46. 1984 -- Oct 18, Alexander Hamilton residential hotel arson fire, Paterson, NJ <sup>1071</sup>                | -- | 15    |
| 47. 1902 -- Dec 04, Lincoln Hotel fire, Madison Street, Chicago, IL  | -- | 14    |
| 48. 1920 -- Sep 06, Houston Hotel fire, Klamath falls, OR  | -- | 10-14 |
| 49. 1926 -- July 14, Twilight Inn fire, Haines falls, NY   | -- | 14    |
| 50. 1945 -- Jan 16, General Clark Hotel/Boarding House fire, N. Clark St., Chicago, IL                           | -- | 14    |
| 51. 1966 -- Sep 12, Lane Hotel arson fire, Anchorage, AK <sup>1072</sup>   | -- | 14    |
| 52. 1921 -- Jan 30, Colonial Hotel fire (cigarette), Newark Street, Hoboken, NJ                                  | -- | 13    |
| 53. 1926 -- Jan 23, Lafayette Hotel fire,, North Seventh Street, Allentown, PA                                   | -- | 13    |
| 54. 1941 -- Feb 07, Salvation Army Homeless Shelter/Lodging fire, Akard St., Dallas, TX                          | -- | 13    |
| 55. 1982 -- Apr 30, Pinter Hotel (residential) arson fire,, 14 <sup>th</sup> Street, Hoboken, NJ <sup>1073</sup> | -- | 13    |
| 56. 1870 -- Dec 25, Spotswood Hotel fire, Richmond, VA   | -- | 9-12  |
| 57. 1887 -- Mar 24, Colby Iron Mine Boarding House fire, Bessemer, MI  | -- | 12    |
| 58. 1908 -- May 03, Aveline Hotel fire, Fort Wayne, IN   | -- | 12    |
| 59. 1922 -- Feb 07, Lexington Hotel fire, Richmond, VA   | -- | 12    |
| 60. 1926 -- Feb 22, Schindler's Prairie House (hotel) fire, Hurleyville, NY                                      | -- | 11-12 |
| 61. 1945 -- May 07, Victory House (war workers lodging) fire, Mobile, AL   | -- | 12    |
| 62. 1972 -- Jan 16, fire, Pennsylvania House Hotel (residential/transient), Tyrone, PA                           | -- | 12    |
| 63. 1974 -- Aug 25, Washington House Hotel fire, Berkeley Springs, WV  | -- | 12    |
| 64. 1975 -- July 07, Pomona Hotel arson fire, skid row, Portland, OR <sup>1074</sup>                             | -- | 12    |
| 65. 1978 -- Nov 05, Allen Motor Inn fire (arson), Honesdale, Wayne County, PA <sup>1075</sup>                    | -- | 12    |
| 66. 1982 -- Mar 07, Westchase Hilton Hotel fire, Houston, TX   | -- | 12    |
| 67. 2006 -- Oct 31, Mizpah Hotel fire (arson), North Lake St., Reno, NV  | -- | 12    |
| 68. 1883 -- Mar 10, boarding house fire, Brownsville, ND   | -- | 11    |

<sup>1068</sup> This was a boarding home for babies and children up to five. Cross listed in Orphanage, though this was not one.

<sup>1069</sup> Cross listed in Structural Failures.

<sup>1070</sup> Cross-listed in Violence-Arson.

<sup>1071</sup> Cross-listed in Violence-Arson. (originally a hotel, but had become a low-rent apartment building.)

<sup>1072</sup> Cross-listed in Violence-Arson.

<sup>1073</sup> Cross-listed in Violence-Arson, Manslaughter/Homicide.

<sup>1074</sup> Cross-listed in Violence-Arson, Manslaughter/Homicide.

<sup>1075</sup> Cross-listed in Violence-Arson.



69.	1888 -- June 04, fire, Mundine Hotel, Rockdale, TX	--	11
70.	1898 -- Mar 13, fire, Bowery Mission and Young Men's Home, NYC, NY	--	11
71.	1902 -- Feb 09, fire, Empire Hotel lodging house, Olive Street, St. Louis, MO	--	11
72.	1906 -- Jan 10, West Hotel fire, Minneapolis, MN	--	11
73.	1907 -- Sep 05, fire, Webb Hotel, Shelton, WA	--	10-11
74.	1966 -- Jan 06, fire (cigarette), Hotel Carlton (and Apartments), St. Paul, MN	--	11
75.	1966 -- Jan 28, Paramount Hotel fire, Boston, MA	--	11

**Fire, structural - Hotels, Motels/Inns/Boarding Houses/Country Clubs (By Mortality cont.)**

76.	1919 -- Feb 06, fire, Tokyo Rooming House, South Weller St., Seattle, WA	--	10
77.	1929 -- Oct 17, fire, Portland Hotel, First Avenue, Seattle, WA	--	10
78.	1978 -- Nov 26, fire (probable arson), Holiday Inn Northwest, Ridge Rd., Greece, NY	--	10
79.	1979 -- July 31, arson fire/smoke inhalation deaths, Holiday Inn, Cambridge, OH	--	10

**Some Select Other (5-9 lives lost):**

	1972 -- Jan 5, fire, Washington Hotel (transients and the elderly), Toppenish, WA	--	8-9
	1972 -- June 17, fire/building collapse, firefighters killed, Hotel Vendome, Boston, MA	--	9
	1943 -- Feb 16, fire, rooming house, Augusta, ME	--	8
	1933 -- Feb 08-09, Millard Hotel fire, firefighters killed by falling walls, Omaha, NE	--	7
	2007 -- Oct 28, fire, beach house (young college students), Ocean Isle Beach, NC <sup>1076</sup>	--	7
	1903 -- Feb 20, fire, Clifton Hotel, Cedar Rapids, IA	--	6
	1916 -- Mar 26, fire, San Antonio Country Club, San Antonio, TX	--	6
	1971 -- July 23, fire, Howard Johnson's Motor Lodge, New Orleans, LA	--	6
	1975 -- Dec 28, fire, Breezy Point Inn, Island Lake, near Duluth, MN	--	6
	1958 -- Jan 27, fire & suffocation deaths, Olympia Hotel, Walnut St., Des Moines, IA	--	5
	1968 -- Mar 26, Jackson Hotel fire (inebriated woman with lit cigarette), Omaha, NE	--	5

---

<sup>1076</sup> Owned by a family, but used as a vacation and rental structure, not a home.

**Fire, structural - Industrial/Production/Wholesale – Factories/manufacturing/warehousing  
By Mortality**

1.	1911 -- Mar 25, Fire, Triangle Shirtwaist Company, NYC, NY	--146-147
2.	1944 -- Oct 20, LNG Tank Explosions/Fire, East Ohio Gas Co., Cleveland, OH <sup>1077</sup>	--128-136
3.	1850 -- Feb 04, Boiler Explosion & Fire, Taylor & Co., Hague St., Manhattan, NY <sup>1078</sup>	--60-75
4.	1905 -- Mar 20, Boiler Explos. & Fire, Grover & Co. Shoe Factory, Brockton, MA <sup>1079</sup>	-- 58
5.	1918 -- July 02, Semet-Solvay Co. TNT Plant Fire/Explosions, Split Rock, NY <sup>1080</sup>	-- 50
6.	1893 -- Feb 09, Fire, Strafford County Workhouse, near Dover, NH	-- 41
7.	1973 -- Feb 10, Fire/Gas Explos./LNG Tank Concrete Roof falls, Staten Island NY <sup>1081</sup>	-- 40
8.	1888 -- Nov 09, Fire, Steam-Gauge and Lantern Works, Rochester, NY	--34-38
9.	1913 -- July 22, Binghamton Clothing Company Fire, New York City, NY	-- 35
10.	1841 -- Aug 20, Fire, Gunpowder Explosion, carpenter's shop, Syracuse, NY <sup>1082</sup>	-- 26
11.	1874 -- Sep 19, Fire, Granite Mill (Factory) No. 1, fall River, MA	--23-25
12.	1901 -- Oct 25, Fire, Hunt & Wilkinson Co. Furniture Warehouse, Philadelphia PA	--21-25
13.	1910 -- Nov 26, Fire, Asch Factory, Orange & High Sts., Newark, NJ	-- 25
14.	1991 -- Sep 03, Chicken Processing Plant Fire, Hamlet, NC	-- 25
15.	1910 -- Dec 22-23, Fire, Nelson-Morris Meatpacking Plant, Stockyards, Chicago, IL	-- 24
16.	1958 -- Mar 19, Fire and Floor Collapse, Monarch Underwear Co., NYC, NY	-- 24
17.	1927 -- Apr 23, Fire/Explosions, Briggs Manufacturing Co., Detroit, MI	-- 23
18.	1864 -- Jun 17, Explosion/fire, Washington Arsenal, Greenleaf Pt., <sup>1083</sup> District of Col. <sup>1084</sup>	--21
19.	1928 -- Nov 08, Explosion, Fire, Preble Box Toe Co. Plant and house, Lynn, MA <sup>1085</sup>	--20-21
20.	1898 -- Feb 9, Fire & Explosions, Chautauqua Lake Ice Co. Bldg., Pittsburgh, PA <sup>1086</sup>	--14-20
21.	1956 -- July 29, Fire/Explosion, McKee tank farm, Shamrock Oil & Gas, Dumas, TX <sup>1087</sup>	-- 19
22.	1885 -- May 21, Stove Explodes, Fire, Sullivan's Printing Bldg., Cincinnati, OH	-- 18
23.	1888 -- Aug 22, Fire & Bleach Explosion, G. Whiting Paper Mill, Neenah, WI <sup>1088</sup>	-- 18
24.	1951 -- Sep 17, Shell Refinery cracking unit Explos./Fire, Roxana, Wood River, IL <sup>1089</sup>	-- 18
25.	1984 -- July 24, Union Oil Co. Refinery Explosions and Fire, Romeoville, IL <sup>1090</sup>	-- 17
26.	1883 -- Aug 23, George-Whiting Paper Mill Fire/Explosion, Menasha, WI	-- 16
27.	1898 -- Mar 16, fire/explosion, Ayer Bldg. (mercantile), Wabash Ave., Chicago, IL <sup>1091</sup>	-- 16
28.	1921 -- Sep 14, Explosion/Fire, Atlantic Refining Co., Point Breeze, Philadelphia, PA <sup>1092</sup>	16

<sup>1077</sup> Cross-listed in Explosions. At least 32 died in fires in nearby houses.

<sup>1078</sup> Cross-listed in Explosions.

<sup>1079</sup> Cross-listed in Explosions.

<sup>1080</sup> Cross-listed in Explosions.

<sup>1081</sup> Cross-listed in Explosions and in Structural/Construction. This was an LNG tank which was being cleaned and worked-on. A flash fire called a residual gas explosion which caused the tank concrete cap to fall on workers.

<sup>1082</sup> Cross-listed in Explosions.

<sup>1083</sup> Now part of Fort McNair between the Washington Channel to the west and the Anacostia River to the southeast.

<sup>1084</sup> Cross-listed in "Explosions."

<sup>1085</sup> Cross-listed in Explosions. Besides deaths in the factory, seven people in adjoining house-fire died.

<sup>1086</sup> Cross-listed in Explosions. It is not clear whether the fire or the first explosion came first. Most of the fatalities were explosion-related – walls falling and building components failing.

<sup>1087</sup> Cross-listed in Explosions. A fire was precipitating event – all deaths were due to the explosion.

<sup>1088</sup> Cross-listed in Explosions (the cause of most, if not all, of the deaths).

<sup>1089</sup> Cross-listed in Explosions.

<sup>1090</sup> Cross-listed in Explosions, because fires were started by explosions.

<sup>1091</sup> This was a mixed-use building with retail and wholesale commercial enterprises, as well as manufacturing.

29. 1904 -- June 04, Corning Distillery fire, explosions, building collapse, Peoria, IL -- 15  
 30. 1945 -- Aug 13, fire, Export Box & Sealer Co. Packing Plant, Grand Ave., Detroit, MI-- 15  
 31. 1957 -- Jan 24, M. Baer Dress Co. factory fire, New Haven, CT -- 15

**Fire, structural -- Industrial/Production/Wholesale -- By Mortality** (continued):

32. 1860 -- Jan 10, building collapse, fire, Pemberton Cotton Mills, Lawrence, MA<sup>1093</sup> -- ≥14  
 33. 1910 -- Dec 21, fire, Friedlander Leather Remnants Factory, Philadelphia, PA -- 14  
 34. 1915 -- Oct 25, fire, Union Paper Box Company, Pittsburgh, PA -- 14  
 35. 1928 -- Feb 10, vaporizer explos./fire, Beacon Oil Co. Refining Plant, Everett, MA<sup>1094</sup>-- 14  
 36. 1833 -- Oct 04, fire, Eagle Woolen Mills, Allegheny, PA -- 13  
 37. 1877 -- June 08, fire, wall failure, Sanford & Son's Hat Factory, Bridgeport, CT --11-13  
 38. 1880 -- Dec 17, fire, M.H. Birge & Co.'s "Manufactory," Buffalo, NY -- 13  
 39. 1953 -- Mar 11, fire/smoke, Anheuser-Busch fermentation bldg. under construct., Newark NJ--13  
 40. 1881 -- Oct 12, fire, Randolph Cotton and Woolen Mill, Randolph St., Philly, PA -- 9-12  
 41. 1902 -- Oct 21, fire/glucose tank explosion, Glucose Sugar Refinery, Chicago, IL --11-12  
 42. 1909 -- Nov 08, explosion and fire, Robert Morrison Comb Factory, Brooklyn NY<sup>1095</sup>--10-12  
 43. 1905 -- Sep 17, fuse factory explosion and fire, Avon, CT -- 9-12  
 44. 1915 -- Nov 06, fire, Essex Waist Co., Diamond Factory, Brooklyn, NY -- 12  
 45. 1947 -- Apr 02, explosion and fire, Lawrence Brown Fireworks Plant, Clinton, MO<sup>1096</sup>-- 12  
 46. 1918 -- Sep 17, fire, American Button Company plant, Newark, NJ -- 11  
 47. 1928 -- Apr 20, fire, Alexander Industries Plane plant, Englewood, CO -- 11  
 48. 1877 -- Dec 20, fire, Greenfield Candy Works, Barclay St., NY, NY -- 10  
 49. 1898 -- Feb 26, fire/explosions, walls fall, Hall Brothers Chem., Kalamazoo, MI<sup>1097</sup> -- 10  
 50. 1900 -- Oct 29, fire and explosions, Tarrant & Co. Drug warehouse, NYC, NY<sup>1098</sup> --≥7->10  
 51. 1929 -- Dec 10, fire (lamp), Pathe Film Studio, Manhattan, NYC, NY -- 10  
 52. 1933 -- Jun 09, fire, Atlantic Pyroxylin Waste Co., North Arlington, NJ -- 10  
 53. 1940 -- July 30, explosions/conflagration, R. M. Hollingshead plant, Camden, NJ<sup>1099</sup> -- 10  
 54. 1941 -- Feb 05, fire, New Haven Quilt and Pad Company, New Haven, CT -- 10  
 55. 1946 -- Jan 28, gasoline fumes ignite, fire, Tinker Field hangar ~Oklahoma City, OK -- 10  
 56. 1946 -- Oct 3, explosions/fire, alkylation unit fractionating tower, Sun Oil Co., Marcus Hook, PA-- 10  
 57. 1954 -- Oct 28, fire/chemical tank explosion, Charles W. Berg Labs, Philadelphia, PA-- 10  
 58. 1956 -- Dec 03, Luckenbach Steamship Pier fire, detonators explode, Brooklyn, NY<sup>1100</sup>-- 10

**Other:**

- 1916 -- Oct 17, fire/poisonous fumes, Oakes Manufacturing Co., Long Island City, NY-- 9  
 2010 -- Dec 28, fire, abandoned warehouse used by homeless, New Orleans, LA -- 8

<sup>1092</sup> Cross-listed in Explosions.

<sup>1093</sup> Cross-listed in structural failures – while the most died in collapse, at least 14 trapped died when the fire started. The overall estimated death toll range we show is 90-145.

<sup>1094</sup> Cross-listed in Explosions. Most deaths were from the vaporizer explosion and a few from the resulting fire.

<sup>1095</sup> Not cross-listed in Explosions in that it appears that all the fatalities were fire-related.

<sup>1096</sup> Cross-listed in Explosions.

<sup>1097</sup> Cross-listed in Explosions -- all deaths were result of building failure following explosions, preceded by fire.

<sup>1098</sup> Cross-listed in Fire in that fire of undetermined source led to a series of explosions (which caused the fatalities).

<sup>1099</sup> Cross-listed in Explosions -- a series of explosions started the fires which became a conflagration.

<sup>1100</sup> Cross-listed in Explosions. Fire was the precipitating event. All deaths, though, were due to the explosion.

**Fire, structural** -- **Industrial/Production/Wholesale** -- **By Mortality** (continued):

1888 -- Aug 09, Fire, Wall Collapse, Caldwell & Griffith block, Chattanooga, TN	--	5-7
1888 -- Sep 02, fire, firefighters killed, Hopkins Place, Baltimore, MD	--	7
1889 -- Nov 30, fire, Tribune Building, Minneapolis, MN	--	7
1950 -- July 16, fire, lead and zinc smelting plant, Lark, UT	--	5
2007 -- Oct 02, fire, 1,000 deep tunnel at Xcel hydroelectric plant, Georgetown, CO	--	5

**Fires, structural** **Institutional – Hospitals** **By Mortality**

1. 1929 -- May 15, Cleveland Clinic (hospital) fire, Cleveland, OH -- 125
  2. 1949 -- Apr 04-5, St. Anthony's Hospital fire (including 13 babies), Effingham IL -- 75
  3. 1950 -- Jan 07, fire, Women's Psychopathic Building, Mercy Hospital, Davenport IA -- 41
  4. 1918 -- Apr 13, Oklahoma State Hospital for the Insane fire, Norman, OK --39-40
  5. 1923 -- Feb 18, Manhattan State Hospital fire, Ward's Island, NY -- 27
  6. 1945 -- Dec 24, Niles Street Convalescent Hospital fire, Hartford, CT -- 21
  7. 1892 -- Jan 21, Surgical Institute (hospital) fire, IL and GA streets, Indianapolis, IN -- 19
  8. 1961 -- Dec 08, Hartford Hospital fire, Hartford, CT -- 16
- 1956 -- Dec 23, Fire, Xmas tree wiring short circuit, Doctors' Hosp., Minneapolis, MN-- 7

**Fires, structural****Institutional – Mental Institutions/Boarding Homes****By Mortality**

1. 1950 -- Jan 07, fire, Women's Psychopathic building, Mercy Hospital, Davenport IA -- 41
2. 1918 -- Apr 13, fire, Oklahoma State Hospital for the Insane, Norman, OK --39-40
3. 1943 -- Jan 31, fire, Lake Forest Park Sanitarium,<sup>1101</sup> Lake Forest Park, WA -- 32
4. 1880 -- Nov 15, fire, Minnesota State Asylum for Insane, St. Paul, MN --24-30
5. 1850 -- Dec 03, fire, Maine Insane Asylum, Augusta, ME -- 28
6. 1980 -- July 26, Brinley Inn Boarding Home (mental impairment) fire, Bradley Beach, NJ-- 24
7. 1885 -- Feb 12, arson fire, Dept. for Insane, Blockley Almshouse, Philadelphia, PA --19-20
8. 1885 -- Jan 18, fire, Illinois Eastern Hospital for Insane, Kankakee, IL -- 18
9. 1923 -- Dec 26, fire, Illinois State Hospital for the Insane, Dunning, IL -- 18
10. 1899 -- Feb 12, fire, State Insane Asylum, near Yankton, SD -- 17
11. 1952 -- Nov 26, fire, female ward, Huntington State Mental Hosp., Huntington, WV -- 17
  
12. 1919 -- May 19, mental asylum fire, Columbia, SC -- 16
13. 1978 -- Dec 09, Ellisville State School/mental hosp., women's dorm fire, Ellisville, MS-- 15
14. 1902 -- June 09, fire, St. Luke's Society Sanitarium, Wabash / 21<sup>st</sup>, Chicago, IL --12-13
15. 1891 -- Mar 13, fire, Central Tennessee Insane Asylum, near Nashville, TN --10-11
16. 2006 -- Nov 27, fire, Anderson Guest House (elderly/mentally-impaired), Anderson, MO<sup>1102</sup>-11
17. 1979 -- Apr 11, fire, Halfway House (Mental Impairment), Lamont Street, Wash. DC -- 10
18. 1992 -- June 02, fire, Nu-Way Development Home (adult foster care), Detroit, MI -- 10
  
- 1948 -- Mar 10/11, fire, Highland Hospital for Nervous Disorders, Asheville, NC -- 9
- 1983 -- Aug 31, fire, mentally handicapped home, Annandale Village, Suwanee, GA -- 8
- 1998 -- Apr 27, arson? fire, Arlington Manor elderly/disabled boarding home, Arlington, WA<sup>1103</sup>-- 8
- 1963 -- May 03, fire, home for mentally-challenged children, Rockville, IN -- 6

<sup>1101</sup> For elderly, invalids and persons suffering from mental disabilities. Lake Forest Park is just north of Seattle.

<sup>1102</sup> Cross-listed in Structural Fire subset – Institutional – Nursing, Convalescent, Elderly Boarding, Retirement.

<sup>1103</sup> Believed to have been set by suicidal patient with schizophrenia, who had set fire at another location.

**Fire - Institutional – Nursing, convalescent, elderly boarding, retirement homes - Mortality**

1.	1957 -- Feb 17, Katie Jane Nursing Home fire, Warrington, MO	--	72
2.	1963 -- Nov 23, Golden Age Nursing Home fire, Fitchville, OH	--	63
3.	1931 -- July 24, Home for the Aged fire, Pittsburgh, PA	--	48
4.	1953 -- Mar 29, Littlefield Nursing Home fire, near Largo, FL <sup>1104</sup>	--	33-35
5.	1970 -- Jan 09, Harmer House Convalescent Home fire (cigarette), Marietta OH <sup>1105</sup>	--	31-32
6.	1981 -- Jan 09, Beachview Rest Home (sheltered care facility) fire, Keansburg, NJ	--	31
7.	1963 -- Nov 18, Surfside Hotel (elderly home) fire (arson?), Atlantic City, NJ <sup>1106</sup>	--	25
8.	1979 -- April 2, Wayside Inn Boarding Home/Care Facility fire, Farmington, MO	--	25
9.	1976 -- Jan 30, Wincrest Nursing Home arson fire, Chicago, IL	--	24
10.	1951 -- Jan 30, McClary Convalescent Home (for aged) incinerator fire, Hoquiam, WA	--	21
11.	1952 -- Oct 31, Cedar Grove Nursing Home fire, Hillsboro, MO	--	18-20
12.	1964 -- Dec 18, Maples (McGraw) Convalescent Home fire, Fountaintown, IN	--	20
13.	1876 -- Mar 07, Home for the Aged fire, East Brooklyn, NY	--	18
14.	1957 -- Feb 13, Council Bluffs Convalescent Home fire, Council Bluffs, IA	--	16-17
15.	1989 -- Dec 24, John Seiver Elderly Residence fire, Johnson City, TN	--	16
16.	2003 -- Feb 26, Greenwood Nursing Home fire (set by patient), Hartford, CT	--	16
17.	2003 -- Sep 25, National Healthcare Center Nursing Home fire, Nashville, TN	--	16
18.	1971 -- Oct 19, fire, Geiger Nursing Home (sedated patients), Texas Township, PA	--	all 15
19.	1973 -- Dec 04, Caley Nursing and Rehabilitation Center fire, Wayne, PA	--	15
20.	1946 -- Feb 02, Jennings Hall Home for Aged explosion & fire, Garfield Heights, OH	--	14
21.	1979 -- Nov 11, Coats Boarding/Nursing House fire, Pioneer, OH	--	14
22.	1956 -- July 30, Reagan Nursing Home fire (1 survivor), Puxico, MO	--	12
23.	1970 -- Aug 05, Pensioner Rooming House fire, E. Hennepin, Minneapolis, MN <sup>1107</sup>	--	11-12
24.	1989 -- Oct 05, Hillhaven Rehabilitation and Convalescent Center fire, Norfolk, VA	--	12
25.	1973 -- Sep 13, Washington Hill Nursing Home fire, Philadelphia, PA	--	11
26.	2006 -- Nov 27, Anderson Guest House (elderly/mentally-impaired) fire, Anderson, MO <sup>1108</sup>	--	11
27.	1934 -- Feb 20, Penn. Mem. Home/Hosp. (Civil War veterans widows) fire, Brookville, PA	--	10
28.	1950 -- Dec 22, Walker Convalescent Home (for elderly) fire, near Amarillo, TX	--	10
29.	1971 -- Jan 14, Westminster Terrace Presbyterian Nursing Home Fire, Buechel, KY	--	10
30.	1972 -- Jan 26, Green Nursing Home fire <sup>1109</sup> (10 patients), Lincoln Heights, OH	--	all 10
31.	1972 -- Apr 04, Fair Hills Boarding Home for elderly fire/night/no staff, Rosecrans, WI	--	10
32.	1972 -- May 06, Carver Convalescent Center (nursing home) fire, Springfield, IL	--	10
33.	1972 -- Nov 30, Baptist Towers Home for Senior Citizens fire, Atlanta, GA	--	10
34.	1973 -- Jan 29, Street's Sheltered Care Rest Home arson fire, Pleasantville, NJ <sup>1110</sup>	--	10
35.	1979 -- Apr 01, Marietta Manor private care home for elderly fire, Connellsville, PA	--	10
36.	1985 -- July 23, elderly boarding home fire, Sweet Valley, PA	--	10
37.	1991 -- Mar 04, Crystal Springs Estates Boarding Home fire, Colorado Springs, CO	--	10

<sup>1104</sup> 32 patients and a nurse died in the fire. A patient on way to a hospital and car driver were killed in an accident.

<sup>1105</sup> 32 deaths was initial finding. Later it was thought one might have been due to unspecified natural causes.

<sup>1106</sup> Ex-mental patient and arsonist arrested and "confessed," but was not indicted.

<sup>1107</sup> Cross-listed in Structural Fire subset of Apartment/Boarding/Rooming House Fires. Most victims were retirees.

<sup>1108</sup> Cross-listed in Structural Fire subset – Institutional – Mental Asylums/Boarding Homes.

<sup>1109</sup> Overheated furnace running on manual rather than automatic (and had not been turned off to cool down).

<sup>1110</sup> Cross-listed in Violence-Arson.

**Fire - Institutional – Nursing, convalescent, elderly boarding, retirement homes - Mortality**

38. 1997 -- May 13, board and care facility fire, Harvey's Lake, PA	--	10
1962 -- Dec 20, St. Jude Nursing Home fire, Hudson, MA	--	9
1948 -- Mar 23, Ward's Rest/Convalescent Home for elderly fire, north Omaha, NE	--	8
1998 -- Apr 27, Arlington Manor elderly/disabled boarding home arson? fire, Arlington, WA <sup>1111</sup>	--	8
1943 -- Feb 11 convalescent home (elderly) fire and suffocation deaths, Sioux falls, SD--	--	7
1961 -- Feb 01, Mount Vernon Nursing Home fire, Washington, DC	--	7
1963 -- Sep 17, Paradise Pines Rest Home (men in 80s) fire, 14M south of Riggins, ID--	--	7
1969 -- Jan 18, Carrie Weaver Nursing Home fire, Greenville, MS	--	7
1953 -- Jan 25, Gallagher Nursing Home fire (careless smoking), Billings, MT	--	6
1971 -- Sep 15, Lil-Haven Nursing Home fire and suffocation deaths, Salt Lake City, UT--	--	6

---

<sup>1111</sup> Believed to have been set by suicidal patient with schizophrenia, who had set fire at another location.



**Fires, structural****Institutional – Orphanages****By Mortality**

1.	1901 -- Jan 08, Fire/Boiler Explosion, Orphan Asylum, Rochester, NY	--	31
2.	1884 -- Dec 18, Fire, St. John's Home Catholic Orphan Asylum, Brooklyn, NY	--	23-25
3.	1822 -- Jan 24, Fire, Philadelphia Orphan Asylum, Schuylkill & Cherry, Philly PA	--	23
4.	1881 -- Feb 27, Fire, St. Patrick's Orphanage, Scranton, PA	--	17
5.	1945 -- Jan 31, Fire, Lacoste Babies' Boarding Home & Nursery, Auburn, ME <sup>1112</sup>	--	17
6.	1940 -- Oct 8, mission school dorm fire, Little, Breathitt County, KY (9 girls/teacher) <sup>1113</sup>	--	10
	1912 -- Oct 30, Fire, St. John's Orphanage, San Antonio, TX	--	7-8
	1909 -- Aug 30, Fire, St. Malachy's Home for Children, Far Rockaway Beach, NY	--	7
	1851 -- Oct 15, Fire, German Catholic Orphan Asylum, Cincinnati, OH	--	6
	1916 -- Dec 22, Fire, Kansas Masonic Charity Home, Wichita, KS <sup>1114</sup>	--	5
	1958 -- Nov 27, Fire, Mary Flake Home for Handicapped Children, Warr Acres, OK	--	5

---

<sup>1112</sup> This was a boarding home for babies and children up to five. Cross listed in Orphanage, though this was not one, in that we have no other sub-set for institutional children's care.

<sup>1113</sup> This was a mission school for orphaned girls.

<sup>1114</sup> This was also an orphanage, but none of the fatalities were children. Section of home that burned was for elderly Masonic Lodge members.

**Fires, structural****Institutional – Pauper/Poor Houses subset****By Mortality**

1. 1878 -- Apr 07, Fire, Steuben County House (poor house/insane asylum), Bath, NY --15-16
  2. 1881 -- Jan 07, Fire, Strafford County Farm [for paupers], near Dover, NH --13-15
  3. 1884 -- Apr 30, Fire, Van Buren County, MI Poorhouse, near Harford, MI --13-15
  4. 1890 -- May 07, Fire, Chenango Co. Poorhouse & Asylum, Preston, NY -- 13
- 
- 1935 -- Jan 01, Fire, Cherokee County Home for elderly men dormitory, Gaffney, SC -- 5
  - 1944 -- Apr 13, Fire, Douglas County Home (for the poor), near Lawrence, KS -- 8

**Fire -- Institutional - Penal: Jails, Penitentiaries, Prisons, Prison Camps, Work Houses**  
**By Mortality**

1.	1930 -- Apr 22, Ohio State Penitentiary Fire, Columbus, OH	--320-322
2.	1977 -- June 26, Arson Fire, Maury County Jail, Columbia, TN <sup>1115</sup>	-- 42
3.	1967 -- July 16, Riot and Fire, State Prison Road Camp 12 barracks, Jay, FL	-- 38
4.	1913 -- July 21, Fire, Convict Cage, Oakley Convict Farm, Hinds County, MS	-- 35
5.	1916 -- Mar 06, Jail Fire, "El Holocausto," or the "Jail Holocaust," El Paso, TX	--18-30
6.	1982 -- Nov 8, Fire (intentionally set by inmate), Harrison County Jail, Biloxi, MS	-- 29
7.	1959 -- Mar 5, Fire, Negro Boys Industrial School Reformatory Dorm, Wrightsville, AR--	21
8.	1950 -- Mar 08, Fire, prisoner jail, Sandia Secret Weapons Base, Albuquerque, NM	-- 15
9.	1866 -- Jan, Fire Jail and City Guard House, Marietta, GA	-- 13
10.	1931 -- Mar 17, Fire, Stockade, County Jail, Kenansville, NC	-- 11
11.	1975 -- June 9, Mattress set on Fire, spreads, Seminole County Jail, Sanford, FL	-- 11
12.	1979 -- Dec 27, Fire, Lancaster County Jail, Lancaster, SC	-- 11
	1976 -- June 30, youth prisoners start fire, McDowell County Prison, Marion, NC	-- 9

---

<sup>1115</sup> Cross-listed in Violence-Arson.

**Fires, structural****Institutional – Schools and Colleges subset****By Mortality**

1. 1908 -- Mar 04, Fire, Trampling, Lake View Elem. School, Collinwood, OH<sup>1116</sup> --175-176
2. 1958 -- Dec 01, Our Lady of the Angels Elementary School Fire, Chicago, IL -- 95
3. 1923 -- May 17, Fire, Cleveland School District, Kershaw County, near Camden, SC -- 77
4. 1924 -- Dec 24, Babbs Switch School Fire, Hobart, OK -- 36
5. 1884 -- Jan 05, Fire, Immaculate Conception Academy (Conv./School), Belleville, IL -- 32
6. 1924 -- May 31, Fire, Hope Development School, Playa Del Rey, near Venice CA -- 24
7. 1915 -- Oct 28, Fire, Trampling, St. John's Parochial School, Peabody, MA<sup>1117</sup> -- 21
8. 1903 -- Dec 18, Fire, Women's Dormitory, Walden University, Nashville, TN -- 9-15
9. 1954 -- Mar 31, Cleveland Hill Elementary School Fire, Cheektowaga, NY -- 15
10. 1918 -- Jan 12, Fire, Boys dorm., Dwight Indian Mission School, Marble City, OK -- 13
  
11. 1916 -- Oct 05, Fire, Christian Brothers College, St. Louis, MO -- 10
12. 1940 -- Oct 8, mission school dorm fire, Little, Breathitt County, KY (9 girls/teacher)<sup>1118</sup>--10
13. 1977 -- Dec 13, Fire, Providence College Women's Dormitory, Providence, RI -- 10

---

<sup>1116</sup> Cross-listed in Violence-Crushing, Trampling, Suffocation.

<sup>1117</sup> Cross-listed in Violence subsection: Crushing, Trampling, Suffocation. Most of the girls died at the door block.

<sup>1118</sup> This was a mission school for orphaned girls.

**Fires, structural****Maritime Docks subset****By Mortality**

1. 1900 -- June 30, North German Lloyd Line Fire, Piers & Ships, Hoboken, NJ --325-400
  - 9 *Bremen* (crew). Hoboken Historical Museum.
  - 0 *Kaiser Wilhelm der Grosse*. Hoboken Historical Museum.
  - 44 *Main*. Hoboken Historical Museum. CD-ROM: 1900 Hoboken Pier Fire.
  - 99 *Saale*. Eastlake, Russell, Sharpe. *World Disasters*. "Saale, New York." 2001, p. 30.
  - 173 "...on the piers." Hoboken Historical Museum.
2. 1960 -- Dec 19, Fire, *U.S.S. Constellation*, New York Naval Shipyard, NY -- 50
3. 1941 -- Aug 18, Fire, NY & Cuba Mail Steam Ship Co. Piers, *Panuco*, Brooklyn, NY --34-35
4. 1956 -- Dec 03, Luckenbach Steamship Pier Fire, Detonators Explode, Brooklyn, NY<sup>1119</sup>-- 10

---

<sup>1119</sup> Cross-listed in Explosions. Fire was the precipitating event. All deaths, though, were due to the explosion.

**Fire, structural -- Nightclubs/Dance/Gambling Halls/Supper/Social Clubs, Cocktail Lounge  
By Mortality**

1. 1942 -- Nov 28, Fire/trampling/suffocation, Cocoonut Grove Nightclub, Boston, MA<sup>1120</sup>--498
2. 1940 -- Apr 23, Rhythm Night Club fire/suffocation/trampling, Natchez, MS -- 209
3. 1977 -- May 28, Beverly Hills Supper Club Fire, Southgate, KY -- 165
4. 2003 -- Feb 20, Fire, Trampling, The Station Nightclub, West Warwick, RI<sup>1121</sup> -- 100
5. 1990 -- Mar 25, Arson Fire, Happy Land Social Club, Bronx, NY<sup>1122</sup> -- 87
6. 1894 -- Dec 24, Fire, Chrisman Bros. Hall, Silver Lake, Lake County, OR -- 43
7. 2016 -- Dec 02, Fire, rave party in warehouse, Fruitvale district, Oakland, CA<sup>1123</sup> -- 36
8. 1973 -- Jun 24, Cocktail Lounge Fire, New Orleans, LA -- 32
9. 1919 -- Nov 22, Stove Explosion/Fire/Crushing, Dance Hall/Store, Ville Platte LA<sup>1124</sup>--25-28
10. 1976 -- Oct 24, Arson Fire, Puerto Rican Social Club, Bronx, NY -- 25
  
11. 1974 -- June 30, Fire of incendiary origin, Gulliver's Discotheque, Port Chester, NY -- 24
12. 1929 -- Sep 20, Study Club Dance Hall Fire, Detroit, MI -- 22
13. 1955 -- Aug 10, Explosion (sewer gas?) & Fire, Gateway Restaurant, Andover, OH<sup>1125</sup>-- 22
14. 1947 -- Dec 25, Gas thrown on fire/explos., Washoe tribe gambling shack, Dresslerville, NV<sup>1126</sup>-- 15
15. 1965 -- Dec 11, Arson Fire/Mass Murder, Seeley Club (Tavern), Chicago, IL<sup>1127</sup> -- 13
16. 1965 -- Dec 20, Arson Fire, Jewish Community Center, Yonkers, NY<sup>1128</sup> -- 12
17. 1968 -- Feb 16, Arson Fire, Randolph Tavern, 107 W. Reed Street, Moberly, MO<sup>1129</sup> -- 12
18. 1867 -- Jun 18, Fire, Saloon, near Rock Island Railroad Depot, Chicago, IL --10-11
19. 1956 -- Jan 29, MD Oyster Roast Fire, Arundel Park Hall, Brooklyn MD -- 11

---

<sup>1120</sup> Cross-listed in Violence-Crushing, Trampling, Suffocation.

<sup>1121</sup> Cross-listed in Violence-Crushing, Trampling, Suffocation.

<sup>1122</sup> Cross-listed in Violence-Arson.

<sup>1123</sup> An entertainment event (live music, paid admission) at a warehouse for artist work/non-permitted living.

<sup>1124</sup> Cross-listed in Explosions and in Violence/Trampling.

<sup>1125</sup> Cross-listed in Explosions.

<sup>1126</sup> Cross-listed in Explosions (gas can deliberately thrown into fire from kicked-over stove), and in Violence.

<sup>1127</sup> Cross-listed in Violence-Arson.

<sup>1128</sup> Cross-listed in Violence-Arson.

<sup>1129</sup> Cross-listed in Violence-Arson.

**Fire, structural****Residences/Houses subset****By Mortality**

1. 1959 -- Jan 08, home wood stove fire (15 children and woman), Boswell, OK -- 16
2. 1954 -- Dec 24, explos./fire, kerosene thrown in stove, tenant farmhouse ~Parkin, AR<sup>1130</sup>--13
3. 1963 -- Dec 25, fire, portable home oil heater tipped over, Charleston, SC --12-13
4. 1941 -- Oct 28, home fire from dropped lighted kerosene heater, Montclair, NJ -- 12
5. 1956 -- Mar 08, tar-papared Twyman home fire, wife/children/grand-children, Oxford, PA-- 12
6. 1958 -- Feb 17, duplex fire, including 11 children in two families, Atlanta, GA -- 12
7. 1961 -- Mar 28, residential fire (lightning?), Alex Whitehead home, Dotsonville, TN<sup>1131</sup>-- 12
8. 1969 -- June 8, arson fire (patricide), Bailey family home, Parkersburg, WV<sup>1132</sup> -- 12
9. 1987 -- Sep 30, residence fire, Milwaukee, WI -- 12
  
10. 1949 -- Mar 3, home coal stove explos./fire/kerosene added, Fox Lake, Lakewood, 12M ~Muskegon MI-11
11. 1959 -- Mar 15, fire, farm house (10 children and farmer), Cross Hill, SC -- 11
12. 1964 -- Feb 22, house fire (Moses James family, 9 children), near Society Hill, SC -- 11
13. 1968 -- Feb 11, dwelling fire, Franklin, PA -- 11
14. 1968 -- July 18, dwelling fire (9 children, 2 adults), St. Albans sec., Queens, NY -- 11
15. 1981 -- Jan 11, single family home fire, East St. Louis, IL -- 11
16. 1998 -- Mar 22, cabin fire, spring break youth, Madisonburg Mt. near Madisonburg, PA-- 11
17. 2001 -- Jan 03, single family dwelling fire, Oak Orchard, Sussex County, DE -- 11
  
18. 1905 -- Jan 03, fire, entire Noweski family killed, Morris Run, PA -- 10
19. 1958 -- Apr 05, home fire (coal gas fumes), Porter Township, near Jersey Shore, PA -- 10
20. 1962 -- Jan 15, Paladino home fire, Catholic Point community ~Center Ridge, AR -- 10
21. 1963 -- Feb 21, farm/tenant home fire, near Luxora, AR -- 10
22. 1963 -- Feb 23, home fire (Paul Saville family--wife, 8 children), Morehouse, MO -- 10
23. 1964 -- Sep 12, farm house fire (Bowdish/McConnell children), Kasota, MN -- 10
24. 1969 -- Apr 05, kerosene explosion/Fire, house, Oakwood Bayou community ~Dumas, AR -- 10
25. 1969 -- July 10, farm dwelling fire (laundry room), Posen, Presque Isle County, MI -- 10
26. 1989 -- Jan 01, rural house fire, Remer, MN -- 10
27. 2007 -- Feb 06, single-family house fire, Bardstown, KY -- 10
28. 2008 -- Apr 03, residential fire, Brockway, PA -- 10
  
- 1891 -- Apr 06, fire, 3 tenement/store houses, NY St., Rochester, Beaver Co., PA -- 9
- 1954 -- Mar 19, kerosene explodes, home woodstove, Spider Ridge, ~Parkersburg, WV<sup>1133</sup>- 9
- 1984 -- Feb 04, home fire, boy playing with lighter, victims 1-8 years old, Tacoma WA-- 9
- 2005 -- May 21, arson fire, house during child's birthday sleepover, Cleveland, OH<sup>1134</sup>-- 9
- 2006 -- Mar 11, fire, two-story home, Evensville, Rhea County, TN -- 9
- 2012 -- Mar 24, residential home fire, Charleston, WV -- 9
- 2014 -- Jan 30, home fire, linked to electric heater, Mom, children, Depoy, KY -- 9

<sup>1130</sup> Cross-listed in Explosions. The deaths were caused by burning fuel thrown onto the victims.

<sup>1131</sup> Cross-listed in Lightning.

<sup>1132</sup> Cross-listed in Violence-Arson.

<sup>1133</sup> Cross-listed in Explosions. Burning kerosene was thrown on some if not all victims; home burned to ground.

<sup>1134</sup> Cross-listed in Violence-Arson.

**Fire, structural****Residences/Houses****By Mortality**

1944 -- Dec 30, residential home fire, Columbus, IN	--	8
1950 -- Mar 02, residential family home fire, Monson, ME	--	8
1957 -- Dec 02, home fire, overheated stove, expectant mother, 7 children, Westor, AR--		8
1959 -- Apr 28, fire, coal-burning stove explosion, Nayakik residence, Point Barrow, AK--		8
1963 -- Jan 20, home fire, thought related to coal stove, kills family, Calhoun, OK	--	8
1967 -- July 04, shanty family residence fire, Oxford, ME	--	8
1936 -- Feb 18, Broyles home fire, overheated stove, South Hutchinson, KS	--	7
1944 -- Mar 06, children die in home fire, York Beach, ME	--	7
1954 -- Apr 03, farm house fire, mother and six children, near Tuttle, ND	--	7
1954 -- Apr 10, kerosene splashed on home stove live coals explodes, fire, Columbia AL--		7
1959 -- Feb 15, residential home fire (grandmother and six children), South Bend, IN	--	7
1959 -- Mar 29, residence fire, children killed, Danielstown, Brunswick County, VA	--	7
1963 -- Apr 23, residential fire, River Park Drive, Louisville, KY	--	7
1964 -- Mar 03 lightning hits residence starting fire, Forrest City, AR <sup>1135</sup>	--	7
1972 -- Jan 06, home fire from burners on stove, unattended children, Portland, OR	--	all 7
2006 -- July 20, fire (over-heated refrigerator), residential home, Chickasha, OK	--	7
2013 -- Mar 09, fire, home (unknown cause), man, woman, 5 children, Gray, KY	--	7
1954 -- Apr 03, kerosene poured in home stove explodes, home fire, Glouster, OH	--	6
1955 -- Feb 01, home fire, all children, Chuckatuck, VA	--	6
1959 -- Jan 05, fire, residential, coal-burning stove, Winstonville, Bolivar Co., MS	--	6
1959 -- Jan 20, fire (exploding stove?), residence, children killed, Ashland, ME	--	6
1959 -- Mar 16, fire, residence (father and five children), Superior, WI	--	6
1959 -- Apr 25, Waldrop residence fire, Hill City, near Calhoun, GA	--	6
1960 -- Mar 27, home fire kills widow and five children, Winthrop, ME	--	6
1963 -- Dec 16, duplex home fire, space heater spilled oil, children, Portland, ME	--	6
1966 -- Dec 28, family farmhouse fire, Panton, VT	--	6
1989 -- July 04, home fire, children, locked in house, River Park Drive, Louisville, KY--		6
1999 -- Jan 01, Hatfield family home fire (LP gas heater in garage), Ceylon, MN	--	6
2006 -- Mar 11, residential fire, wood-burning stove probable cause, Shoals, IN	--	6
2006 -- Apr 07, mobile home fire, propane lantern ignites material, Jacksonville, FL	--	6
2014 -- Feb 22, house fire (parents and four children), Indianapolis, IN	--	6
2014 -- Aug 29, mobile home fire (cause undetermined), just outside Garland, NC	--	6
1902 -- Aug 24, residential house fire kills children, Portland, ME	--	5
1954 -- Jan 04, residential home fire, 5 children die, Oglethorpe, GA	--	5
1954 -- Jan 04, home oil space heater explosion and fire, Old Orchard Beach, ME	--	5
1954 -- Jan 21, stove explodes, home burns, mother and 4 children die, Gordon, NE	--	5
1954 -- Aug 23, home fire (children), wrong-size fuses/defective wiring, Waterville, ME--		5
1955 -- Jan 31, home oil stove fire (mother and children), Lakeview, GA	--	5
1959 -- Feb 15, home fire, thought to be from coal fueled stove, Pinson Fork, KY	--	5
1992 -- Nov 08, home fire (fireplace ashes in box), South Jordan (~Salt Lake), UT	--	5

---

<sup>1135</sup> Cross-listed in Lightning.



Fires	Tenements, Apartments, Rooming Houses, Rowhouses, Barracks	By Mortality
-------	--	--------------

1.	1946 -- Dec 12, fire, vacant Knickerbocker Ice Plant wall falls onto tenement, NYC	-- 37
2.	1903 -- Nov 01, "House of All Nations" tenement fire, Eleventh Ave., NYC, NY	-- 25
3.	1973 -- Nov 15, fire, Stratford Apartments building, Los Angeles, CA	-- 25
4.	1982 -- Sep 04, arson fire, Dorothy Mae Apartments/hotel, Los Angeles, CA <sup>1136</sup>	--24-25
5.	1979 -- Jan 20, arson fire, tenement, Clinton Street, Hoboken, NJ <sup>1137</sup>	-- 21
6.	1860 -- Feb 02, tenement building fire, 142 Elm Street, East Manhattan, NY, NY	--10-20
7.	1888 -- Aug 03, fire, tenement house, 197 Bowery, NY, NY	--17-20
8.	1905 -- Mar 14, fire, tenement, Allen St., New York City, NY	-- 20
9.	1907 -- July 28, fire, tenement house, 222 Chrystie Street, East Side, NYC, NY	--19-20
10.	1976 -- Jan 10, Pathfinder (residential) Hotel natural gas explos./fire, Fremont, NE <sup>1138</sup>	-- 20
11.	1940 -- Jan 03, fire, Marlborough (Apartment) Hotel, Minneapolis, MN	-- 19
12.	1945 -- Feb 17, fire from welding in candy co., Maefair Apartments, Tacoma, WA	-- 19
13.	1953 -- Sep 07, fire, Spector Realty Co. tenement building, State St., Chicago, IL	-- 18
14.	1957 -- Nov 16, fire, tenement (ex-Moonglow Hotel), Allen Ave., Niagara Falls, NY	-- 18
15.	2022 -- Jan 09, space-heater related fire (9 adults/8 children), apartment bldg., Bronx, NY	-- 17
16.	1900 -- Mar 12, arson fire (charged), Italian tenement building, Newark, NJ <sup>1139</sup>	-- 16
17.	1904 -- Sep 04, fire, 5-story tenement, Attorney Street, New York City, NY	-- 15
18.	1922 -- Oct 22, fire, apartment house, Lexington Avenue, NY, NY	-- 15
19.	1984 -- July 04, arson fire, Elliott Chambers Rooming Home, Beverly, MA <sup>1140</sup>	-- 15
20.	1890 -- Feb 02, shop and tenement fire, North Street, Boston, MA	--12-14
21.	1900 -- July 3, arson fire (alleged), tenement, Adams and First Sts., Hoboken, NJ <sup>1141</sup>	--13-14
22.	1917 -- Feb 02, gas explosion and fire, tenement buildings, Chicago, IL <sup>1142</sup>	-- 14
23.	1924 -- Feb 19, fire, tenement house, Madison St., New York, NY	-- 14
24.	1975 -- Dec 12, condemned Gartland Apartments arson fire, San Francisco, CA	-- 14
25.	1982 -- July 5, arson fire, apartment building, Waterbury, CT <sup>1143</sup>	-- 14
26.	1923 -- Feb 23, fire, garage and apartments, Hatley Building, Kansas City, KS	-- 13
27.	1932 -- June 07, explosion and arson fire, Ellington Apartments, Cleveland, OH <sup>1144</sup>	-- 13
28.	1942 -- Jan 20, fire, Melvin Hall Apartments, Lynn, MA	-- 13
29.	1968 -- Jan 09, fire, paper box factory and tenement/apartment house, Brooklyn, NY	-- 13
30.	1968 -- Aug 31, In-Crowd Lounge/Apartment fire (possibly arson), Gary, IN	-- 13
31.	1979 -- Oct 19, typhoon/fuel bladder ruptures/barracks fire, USMC Camp Fuji, Japan	-- 13
32.	1982 -- April 30, arson fire, Pinter (residential) Hotel, 14 <sup>th</sup> Street, Hoboken, NJ <sup>1145</sup>	-- 13
33.	2017 -- Dec 28, fire, boy, 3, playing with stove, apartment bldg., Belmont/Bronx, NY	-- 13

<sup>1136</sup> Cross-listed in Violence-Arson.

<sup>1137</sup> Cross-listed in Violence-Arson.

<sup>1138</sup> Though originally a hotel, it had been modified to provide apartments. Cross-listed in Fire-Explosions.

<sup>1139</sup> Cross-listed in Violence-Arson.

<sup>1140</sup> Cross-listed in Violence-Arson.

<sup>1141</sup> Cross-listed in Violence-Arson.

<sup>1142</sup> Cross listed in Explosions.

<sup>1143</sup> Cross-listed in Violence-Arson.

<sup>1144</sup> Cross-listed in Violence-Arson.

<sup>1145</sup> Cross-listed in Violence-Arson.

**Fires Tenements, Apartments, Rooming Houses, Rowhouses, Barracks By Mortality** con't

34.	1904 -- Nov 20, fire, tenement house, Troutman Street, Brooklyn, NY	--	12
35.	1921 -- Nov 14, fire, tenement house, 108 West 17 <sup>th</sup> Street, NYC, NY	--10-	12
36.	1923 -- Apr 27, fire, tenement building, East 109 <sup>th</sup> Street, NYC, NY	--	12
37.	1955 -- Feb 01, oil stove fire (11 children), tenement, Schuyler St., Amsterdam, NY	--	12
38.	1969 -- Jun 03, fire, apartment house, Kansas City, MO	--	12
39.	1970 -- Aug 05, fire, pensioner rooming house, E. Hennepin, Minneapolis, MN	--11-	12
40.	1971 -- Apr 25, fire, Seventh Avenue Apartments building, Seattle, WA	--	12
41.	1976 -- Dec 24, fire, birthday party (10 children), apartment house, Chicago, IL	--	12
42.	1978 -- Dec 07, tenement house fire (7 children/5 adults), Central Ward, Newark, NJ	--	12
43.	1980 -- Dec 18, fire, Avalon Apartment Building, Salt Lake City, UT	--	12
44.	2022 -- Jan 05, rowhouse/apt. fire (8 children/4 adults), Fairmont sec., Philadelphia, PA--		12
45.	1900 -- June 15, tenement fire, 34 Jackson Street, NYC, NY	--	11
46.	1902 -- Jan 29, Italian Tenement Fire, Fleet Street, North End, Boston, MA	--10-	11
47.	1946 -- Jan 27, fire, Winona Apartments and rooming house, Kansas City, MO	--10-	11
48.	1948 -- Feb 13, fire, apartment building, Hoage family, Cedar Street, Utica, NY	--	11
49.	1959 -- Feb 14, fire (from gas explosion), apartment building, Ashland, KY	--	11
50.	1964 -- Nov 04, fire, Dorchester Manor Apartment Hotel, Chicago, IL	--	11
51.	1969 -- Apr 06, fire, wood-frame tenement/apartment house, Bridgeport, CT	--	11
52.	1973 -- Sep 29, arson fire, tenement, Eleventh & Willow, Hoboken, NJ <sup>1146</sup>	--	11
53.	1981 -- Oct 24, arson fire, apartment building, 12 <sup>th</sup> and Washington, Hoboken, NJ <sup>1147</sup>	--	11
54.	1985 -- May 13, Philadelphia Police bomb MOVE, rowhouse fire, PA <sup>1148</sup>	--	11
55.	2005 -- Mar 10, townhouse mattress fire, Marrero, LA	--	11
56.	1860 -- Mar 28, 40 <sup>th</sup> Street tenement house fire, NYC, NY	--	10
57.	1909 -- Mar 03, tenement building fire, 374 Seventh Avenue, NYC, NY	--	10
58.	1923 -- June 21, tenement building fire, Federal Street, Chicago, IL	--	10
59.	1935 -- Sep 29, arson fire, tenement, Chicago, IL	--	10
60.	1936 -- Feb 03, fire, dormitory, Parker Dam construction site, Colorado River, CA	--	10
61.	1966 -- Feb 05-06, kerosene heater explodes, fire, rooming house, Miami, FL	--	10
62.	1969 -- Dec 18, tenement fire/faulty Christmas tree lights, Bushwick/Brooklyn NY	--	9-10
63.	1972 -- Nov 30, Baptist Towers Home for Senior Citizens (11 floors) fire, Atlanta GA--		10
64.	1973 -- July 11, apartment building/rooming house fire, Main St., Worcester, MA	--	10
65.	1974 -- Jan 24, Vogel Apartment House fire (7 children, 3 adults), Liberty, NY	--	10
66.	1976 -- Feb 04, tenement house fire (7 children, 3 adults), Manhattan, NYC, NY	--	10
67.	1976 -- Dec 20, Witmer Street apartment house juvenile arson fire, Los Angeles, CA	--	10
68.	1977 -- Dec 10, Wenonah Park apt. bldg. fire/light fixture short-circuit, Bay City, MI	--	10
69.	1982 -- May 14, row house fire, Baltimore, MD	--	10
70.	1984 -- Feb 08, family row-house fire, Philadelphia (Kensington section), PA	--	10
71.	1991 -- Feb 16, apartment building fire (extension cord related), New Britain, CT	--	10

<sup>1146</sup> Cross-listed in Violence-Arson.

<sup>1147</sup> Cross-listed in Violence-Arson.

<sup>1148</sup> Cross-listed in Violence-Governmental Use of Force.

72.	1991 -- Dec 09, West Side Apartment Building fire, Humboldt Park, Chicago, IL	--	10
73.	1993 -- May 03, apt./tenement bldg. arson fire, Burlington Ave., Los Angeles, CA <sup>1149</sup>	--	10
74.	2004 -- Sep 12, Lincoln Park West Apartments arson fire, Prairie Township, OH	--	10
75.	2007 -- Mar 07, rowhouse fire, Bronx, NY	--	10

**Fires Tenements, Apartments, Rooming Houses, Rowhouses, Barracks By Mortality** con't

**Other (a few examples of fewer than ten deaths):**

1967 -- Jan 14, row house fire (cigarette), Philadelphia, PA	--	9
1993 -- Feb 28, fire, apartment building (8 children, 1 adult), Ludington, MI	--	9
1994 -- Feb 26, fire, from candle; rowhouse; power turned off, west Baltimore, MD	--	9
2007 -- Jan 13, fire, Emmons Jr. Apartment Building, Huntington, WV	--	9
1966 -- Nov 6, rowhouse fire, West Franklin Street, West Baltimore, MD	--	8
1975 -- Jan 18, rowhouse fire (cigarette), 7 children/1 adult, Walbrook Ave. Baltimore, MD--	--	8
1983 -- Dec 09, fire (careless smoking) row house (five children), west Baltimore, MD	--	8
1992 -- Feb 13, fire (space heaters or smoking) row house (5 children), Camden NJ	--	8
1992 -- Dec 05, fire (apparently smoking in bed), row house (8 children), Chester, PA	--	8
2007 -- May 22, fire (smoking materials), row house, east Baltimore, MD	--	8
1959 -- Mar 13, dwelling fire (five children, two adults), Easton, ME	--	7
1994 -- Jan 09, fire (clothing on heating grate), row house (6 children), Baltimore, MD	--	7
2010 -- Dec 14, fire, two-story brick row house home, east Baltimore, MD	--	6
2014 -- Nov 01, rooming house fire (landlord charged with manslaughter), Portland, ME	--	6
1956 -- Dec 23, fire, downtown apartment building, mother, four children, Meriden, CT	--	5
1992 -- Dec 17, fire, four-family apartment building, Auburn, WA	--	5

<sup>1149</sup> Cross-listed in Violence-Arson.

**Fire, structural -- Terrorism-Related subset -- By Mortality**

1. 2001 -- Sep 11, World Trade Center attack, American 11 and United 175, NY --2,830
2. 2001 -- Sep 11, American Airlines hits Pentagon, Arlington, VA -- 189
3. 1995 -- Apr 19, Terrorism, Alfred P. Murrah Federal bldg. Bombing, Oklahoma City<sup>1150</sup>-168
4. 1910 -- Oct 01, Los Angeles Trade Unionist Dynamiting and Fire, *LA Times*, CA -- 21

---

<sup>1150</sup> Cross-listed in Violence and in explosions (almost 40% of 168 victims died from fire and smoke inhalation).

**Fires, structural****Theaters/Opera Houses subset****By Mortality**

1.	1903 -- Dec 30, Fire, suffocation, trampling, Iroquois Theater, Chicago, IL <sup>1151</sup>	-- 602
2.	1876 -- Dec 05, Conway Theater Fire, Trampling, Suffocation, Brooklyn, NY <sup>1152</sup>	--283-300
3.	1908 -- Jan 13, Fire and Trampling, Rhoads Opera House, Boyertown, PA <sup>1153</sup>	-- 170
4.	1811 -- Dec 26, Theatre Fire, Richmond, VA	--61-75
5.	1916 -- May 10, Explosion, Fire, Trampling, Theater, Wallaceton, VA	--13-26
6.	1867 -- Jun 19, Fox's American Theater Fire, Philadelphia, PA	--10-15
7.	1892 -- Apr 27, Fire, Gilmore's Central Theater, Philadelphia, PA	-- 14
8.	1941 -- Mar 10, Strand Theater Fire & Roof Collapse, Brockton, MA	-- 13
9.	1896 -- Sep 05, Fire, Yore's Opera House, Benton Harbor, MI	-- 12
10.	1887 -- July 9, Alcazar Theater Fire and town Conflagration, Hurley, WI	--10-11
11.	1901 -- Nov 06, Fire, Klondyke Theater, Harley, WI	-- 10
	1921 -- Nov 27, Fire, Rialto Theatre, New Haven, CT	-- 9

---

<sup>1151</sup> Cross-listed in Violence-Crushing, Trampling, Suffocation.

<sup>1152</sup> Cross-listed in Violence-Crushing, Trampling, Suffocation.

<sup>1153</sup> Cross-listed in Violence-Crushing, Trampling, Suffocation.

**Fires, structural****Other****By Mortality**

- |     |   |           |     |
|-----|---|-----------|-----|
| 1.  | 1892 -- June 05, dam failure and oil fire, Titusville, Oil City, PA <sup>1154</sup>             | --        | 350 |
| 2.  | 1944 -- July 06, Barnum & Ringling Broth. Circus fire, stampede, Hartford, CT                   | --168-169 |     |
| 3.  | 1936 -- Apr 06, tornado and fire, Cooper Pants Factory, Gainesville, GA <sup>1155</sup>         | --40-70   |     |
| 4.  | 1965 -- Aug 09, Titan II ICBM silo fire leading to suffocation, near Searcy, AR                 | --        | 53  |
| 5.  | 1968 -- Apr 05, gas and gunpowder explosion, fire, Richmond, IN                                 | --        | 41  |
| 6.  | 1965 -- Nov 24, natural gas explosion/fire, Nat. Guard Armory dance, Keokuk, IA <sup>1156</sup> | --        | 21  |
| 7.  | 1943 -- Feb 18, Boeing XB-29 crash into Frye Packing Plant, fire, Seattle, WA <sup>1157</sup>   | --        | ~20 |
| 8.  | 1901 -- Aug 14, waterworks crib fire, two miles off Cleveland Harbor, OH <sup>1158</sup>        | --12-13   |     |
| 9.  | 2000 -- Aug 19, El Paso Natural Gas Pipeline rupture and fire, Carlsbad, NM <sup>1159</sup>     | --        | 12  |
| 10. | 1942 -- June 03, gasoline explosion/fire, cleaning guns, Army Air Station, Stockton, CA--       |           | 11  |

---

<sup>1154</sup> Cross-listed under Dam Failures

<sup>1155</sup> Cross-listed in Tornadoes. There were ~203 tornado deaths, including those from this fire. Most probably some of these deaths can be attributed to the destruction of the building. Many, mostly girls and women, had sought safety in the basement, only to be trapped when the building was destroyed and caught fire.

<sup>1156</sup> Cross-listed in Explosions. Seven died the night of the explosion and fire. The others died from burn injuries in hospitals over next several weeks.

<sup>1157</sup> The number twenty is an approximation in that it is not known how many Frye employees were killed directly by the crash and how many died in the resulting large fire. There were 32-34 fatalities in all (though one source has 41), of which 10 were onboard the XB-29. Cross-listed in Aviation.

<sup>1158</sup> Cross listed in Mines Tunnels and Quarries.

<sup>1159</sup> Cross-listed in Structural Failures and in Explosions. Technically perhaps not a "structural" fire.

**FLOODING -- (Except Mine Floods) -- Deadliest American -- By MORTALITY**

1. 1889 -- May 31, South Fork Dam failure, flash flood, fire Johnstown, PA<sup>1160</sup> --2,209-3,188
2. 1861 -- Dec-Jan 1862, flooding, AZ, CA, OR, WA, UT, especially CA and OR -->1,000?
3. 1913 -- Mar 23-27, Ohio Valley flooding, dam/levee failures, esp. OH & IN --593-670
4. 1927 -- Late March-July, flooding, levee breaks upper and esp. lower MS River --246-500
5. 1937 -- Jan 11-Feb 15,<sup>1161</sup> flooding, OH/MS river valleys, esp. AR/KY/MO/OH/TN --408-467
6. 1928 -- Mar 12-13, St. Francis Dam failure/flood, Santa Clara River valley, CA<sup>1162</sup> --370-431
7. 1844 -- May-June, flooding, esp. IL, OH, KS, MO, Red, Upper MS and MO Rivers -- 400
8. 1899 -- June 17-July 6, Central/So. Central TX rain/flooding, esp. Brazos Riv., TX --100-284
9. 1903 -- June 14, downpour, flash flood, Willow Creek, Heppner (and area), OR -- ~247
10. 1972 -- June 9-10, downpour/dam failure/flash flood, Black Hills, Rapid City, SD --236-238
  
11. 1921 -- Sep 08-10, flooding, esp. San Antonio & Milam, Williamson Counties TX -- ≥224
12. 1874 -- July 26, heavy rain, flooding, Allegheny/Pittsburgh, PA --100-220
13. 1844 -- Oct 19, Lower Great Lakes storm & flooding, Lake Erie, Buffalo, NY -- 200
14. 1901 -- June 23, flooding, Elkhorn River, Pocahontas Region, Burke, Keystone, WV -- 200
15. 1912 -- late Mar-May, flooding/levee failures/boats capsized, esp. MS River, esp. LA, MS-- ~200
16. 1936 -- Mar 11-21, flooding, New England -- 200
17. 1913 -- Dec 02-10, Texas floods, Brazos, other valleys, central, east, coastal TX --177-190
18. 1935 -- May 30-June 1, floods, esp. Republican & Kansas Rivers, esp. NE, CO, KS--159-168
19. 1969 -- Aug 19-20, Camille storm, flash flooding, mudslides, esp. Nelson Co., VA -- ~153
20. 1771 -- May 27, flooding, esp. James, Rappahannock Rivers, Richmond & Henrico Co., VA ~150
21. 1862 -- June 4/5, Great Flood of '62, flooding & dam failures, Lehigh River, PA<sup>1163</sup> -- ~150
22. 1903 -- May 26-June 18, flooding, upper MS, lower MO valleys, IA, KS, MO --100-149
23. 1911 -- Sep 30, Bayliss Dam failure, Freeman Run Valley, Austin, PA<sup>1164</sup> --78-149
24. 1938 -- Feb 27-Mar 04, storm/flash flooding, esp. LA/62, Orange/45 counties, So. CA-- ≥146
25. 1976 -- July 31, Big Thompson Canyon flash flood, CO -- 144
26. 1936 -- Mar 17-20, PA flooding, west/central/NE/SE, esp. Pittsburgh, Johnstown --108-142
27. 1874 -- May 16, Mill River Reservoir Dam fails, flash flood, Williamsburg MA --138-139
28. 1892 -- June 05, downpour/mill dam failure/flood/fuel fire, Titusville, Oil City, PA --126-132
29. 1972 -- Feb 26, Buffalo Creek dam failure, Buffalo Creek, WV<sup>1165</sup> -- 126
30. 1850 -- Sep 02, rain/flooding, esp. east central PA, esp. Tamaqua, Nescopeck Forge<sup>1166</sup>100-120
31. 1921 -- June 02, Arkansas River levee failures, Pueblo County, CO<sup>1167</sup> -- 120
32. 1972 -- June 18-26, Hurricane/Tropical Storm Agnes and flooding, East Coast --110-114
33. 1927 -- Nov 2-4, New England flooding, dam failures, MA/NH/CN/ME, esp. VT/84--107-109
34. 1969 -- Jan 18-26, storms, flooding, vehicle deaths, Mudslides, Southern CA -- 97-103
35. 1882 -- Aug 23-24, flooding, Concho Rivers, Ben Ficklin & vicinity, TX --65->100

---

<sup>1160</sup> Cross-listed in Structural Failures -- Dam and Levees

<sup>1161</sup> Flood waters remained in some localities into March. There were a few flooding deaths in late February. But, the great majority of fatalities noted herein are within Jan 11 and Feb 15, most in a shorter timeframe; includes illness.

<sup>1162</sup> Cross-listed in Structural Failures -- Dam and Levees

<sup>1163</sup> Cross-listed in Structural Failures -- Dam and Levees

<sup>1164</sup> Cross-listed in Structural Failures -- Dam and Levees

<sup>1165</sup> Cross-listed in Structural Failures -- Dam and Levees

<sup>1166</sup> Cross-listed in Structural Failures in that most of the fatalities were of people in structures which failed.

<sup>1167</sup> Cross-listed in Structural Failures -- Dam and Levees

36. 1890 -- Feb 22, dam failure, Walnut Grove, AZ<sup>1168</sup> (Cross-listed in Structural Failures) -- 100  
 37. 1916 -- Aug 9, flash floods, Cabin Creek, Coal River, Paint Creek, Mud River, WV --60-100

**FLOODING – Deadliest American -- By MORTALITY -- (continued):**

38. 1955 -- Dec 18-27, flooding/levee failure, north & cent. CA, esp. Yuba City; also OR --88-93  
 39. 1927 -- May, Kentucky River flood -- 89  
 40. 1977 -- July 19-20, dam failures and flash floods, Johnstown & Tanneryville, PA<sup>1169</sup> -- ~85  
 41. 1993 -- May-early Nov, July (especially), Midwest flooding, esp. MS & MO Rivers --72-84  
 42. 1889 -- May 31/June 1, flooding, Nittany Valley, North Central PA -- ~ 84  
 43. 1908 -- Aug 24-28, flooding, fire, bridge/dam/levee failures NC, SC, GA, VA --46-80  
 44. 1939 -- July 04-05, flash flooding, esp. Breathitt/52, Rowan/25, Lewis counties, NE KY-- 79  
 45. 1907 -- Mar 13-18, flooding, numerous rivers, Southern OH, Western PA, WV -- ~76  
 46. 1985 -- Nov 04-05, flooding, Hurricane Juan remnants, WV, VA, PA, MD (esp. WV)<sup>1170</sup> --71-74  
 47. 1903 -- June 06, flash and river flooding, Pacolet River, especially near Pacolet, SC -- 65  
 48. 1912 -- July 24, cloudbursts and flooding, PA, and WV -- 60  
 49. 1916 -- Jan 14-30, heavy rain, So. CA flooding, Lower Otay dam failure<sup>1171</sup> --22-60  
 50. 1943 -- Apr–June, floods, Midwest river basin, IA/IL/IN/MI/MO/OH & NE, OK, AR, TN--60  
 51. 1948 -- May 22-June 11, flooding/dike failures, esp. Portland & Vanport, OR/23, Can./11, WA/8--50-55  
 52. 1935 -- July 07-11, Mohawk and Upper Susquehanna River flooding, NY & PA -- 52  
 53. 1957 -- Apr-June, storms/flooding, south and central states esp. MO/10, OK/10, TX/21-- 52  
 54. 1970 -- Oct 05-10, tropical storm, flooding, Puerto Rico --50-52  
 55. 1868 -- July 24, rainstorm, flooding, Baltimore and Ellicott City, MD -- 50  
 56. 1895 -- July 4-7, Midwest storms and flooding, AR, IA, IL, KS, MO, NE, TX, WI -- ~50  
 57. 1897 -- Apr 28, flash flood, Cottonwood River, Guthrie and vicinity, OK --28-50  
 58. 1925 -- June 16, flooding, train derail, Rockport Crossing, near Hackettstown, NJ<sup>1172</sup> -- 50  
 59. 1964 -- Dec 21-28, rain/flooding, Pacific NW, esp. no. CA and OR; also so. WA/ID/NV --45-50  
 60. 2001 -- June 08, Tropical Storm Allison flooding, TX, LA, FL, NC, VA, PA -- ~ 50  
 61. 2017 -- Aug 25-30, Hurricane/Tropical Storm Harvey, SE TX, esp. greater Houston<sup>1173</sup>-- ≥50  
  
 62. 1938 -- June 19, flash flood, bridge fails, train crash, Custer Creek ~Saugus MT<sup>1174</sup> -- 47  
 63. 1915 -- Aug 03, cloudburst, flash flood, drownings, Mill Creek, Erie, PA --29-45  
 64. 1933 -- Dec 30-31, Southern California flooding -- 45  
 65. 1939 -- Sep 25, El Cordonazo Tropical Storm, Southern CA, flooding subset<sup>1175</sup> -- 45  
 66. 2022 -- July 27-28 east KY downpour/flash flooding, esp. Knott/22, and Breathitt/11counties--45  
     --36 drowning deaths  
     -- 9 other (e.g. recovery work accident; unavailability of medical aid)

<sup>1168</sup> Cross-listed in Structural Failures -- Dam and Levees

<sup>1169</sup> Cross-listed in Structural Failures -- Dams and Levees.

<sup>1170</sup> Cross-listed in Hurricanes. Death toll was 47-48 for WV, 22 for VA, 1 for MD and 1 for PA.

<sup>1171</sup> Cross-listed in Structural Failures -- Dams and Levees.

<sup>1172</sup> Cross-listed in Rail.

<sup>1173</sup> Cross-listed in Hurricanes/Tropical Storms. We generally do not cross-list hurricane flooding deaths unless inland. Given large number of flooding deaths -- at least 50 out of 88 hurricane-related deaths in TX -- we do.

<sup>1174</sup> Cross-listed in Flash Floods and Structural Failures -- Bridge/Trestles.

<sup>1175</sup> Cross-listed in Hurricanes and Tropical Storms.



67. 1940 -- Aug 13-14, remnant rain/flash floods/slides/debris flows, mts of NC/34 TN/4 VA/5<sup>1176</sup>-- 43  
 68. 1944 -- Apr-June, flooding, NE, IA, IL MO, KS, MS, AR, OK and east TX rivers -- 43  
 69. 1870 -- Sep 30, flooding, Shenandoah River, Virginus Island, Harpers Ferry, WV -- 42  
 70. 1876 -- July 04, storm, flash flood, dam failure, Rockdale, IA<sup>1177</sup> --41-42  
 71. 1902 -- Mar 26-30, storm, flooding, AL, KY, MS, especially TN --38-41  
 72. 1899 -- May, Brazos River flood, Central and East TX -- 40

**FLOODING – Deadliest American -- By MORTALITY -- (continued):**

73. 1977 -- Nov 06, Kelly Barnes Dam failure and flooding, Toccoa, GA<sup>1178</sup> -- 39  
 74. 1996 -- Jan 19-20, East Coast flooding, especially PA (19) and NY (10) -- 38  
 75. 1916 -- Aug 02-03, cloudburst, Mill Dam fails, flash flood, near New Tazewell, TN<sup>1179</sup>--27-38  
 76. 1900 -- June 23, cloudburst, trestle washout/train wreck and fire, ~McDonough, GA<sup>1180</sup>-- 37  
 77. 1980 -- Feb 13-21, storms, flooding, mudslides, central AZ, So.-coastal/Baja, CA, UT-- 37  
 78. 1994 -- July 04-10, Tropical Storm Alberto flooding, dam failures, AL, esp. GA<sup>1181</sup> --34-37  
 79. 2015 -- May 21-26, storms, heavy rain, flooding and tornadoes, TX and OK --36-37  
 80. 1912 -- Sep 02, storms, flooding, PA, OH, WV -- 36  
 81. 1997 -- Mar 01-03, flash floods & flooding, esp. Ohio River Valley, esp. KY (21) --33-36  
 82. 1915 -- Apr 23, flash flood, Austin, TX -- 35  
 83. 1950 -- June 24-25, heavy rain/flash flooding, esp. Smithsburg area (22).central WV --34-35  
 84. 1964 -- June 8, rain/Swift & Two Medicine dams fail/flooding, esp. Blackfeet Res., NW MT--34-35  
 85. 1882 -- Jan-March, Mississippi River flood -- 34  
 86. 1942 -- May 22/23, heavy rain, flooding, NE, east, central PA, esp. Wayne County -- 34  
 87. 1978 -- July 30-Aug 4, Tropical Storm Amelia & remnants, flash flooding, TX<sup>1182</sup> --33-34  
 88. 1898 -- Apr 03, levee fails, flash flood, Shawneetown, IL (cross-listed in structural failures)--25-33  
 89. 1963 -- Mar 04-19, heavy rain, OH River basin flooding, esp. IN/5 TN/4 VA/6 WV/13--26-33  
 90. 1973 -- mid-Mar-May, flooding, Mississippi River Basin/drainage area --28-33  
 91. 1959 -- Jan 21-24, heavy rain, flash floods, flooding, OH/17, IN/2-3, PA/3, NY/9 --31-32  
 92. 2015 -- Dec 26-28,<sup>1183</sup> flooding (31 drownings), AR (1); IL (9); MO (15); OK (7) -- 32  
 93. 1923 -- Sep 27, flooding, bridge washout and train derailment, near Lockett, WY<sup>1184</sup> -- 31  
 94. 1993 -- Jan 05-Feb 28, winter storms, heavy rain and flooding, Southern CA<sup>1185</sup> -- ≥31
95. 1837 -- June 14-15, thunderstorms, flooding, Jones' falls, Baltimore, MD --24-30  
 96. 1873 -- Apr 08-10, flooding, drownings, bldg. collapse, Genesee River, Rochester NY-- 30  
 97. 1874 -- Pueblo-area flooding, CO -- 30

<sup>1176</sup> Cross-listed in Landslides.

<sup>1177</sup> Cross-listed in Structural Failures -- Dams Dikes and Levees.

<sup>1178</sup> Cross-listed in Structural Failures -- Dams, Dikes and Levees.

<sup>1179</sup> Cross-listed in Structural Failures -- Dams, Dikes and Levees.

<sup>1180</sup> Cross-listed in Rail and Structural Failure-Trestle.

<sup>1181</sup> Cross-listed in Hurricanes/Tropical Storms and in Structural Failures--Dams.

<sup>1182</sup> Cross-listed in Hurricanes/Tropical Storms.

<sup>1183</sup> Dates relate to time-frame flood-related (and other) deaths occurred, not to the time-frame of the flood event.

<sup>1184</sup> Cross-listed in Rail.

<sup>1185</sup> We are aware of 39 deaths, at least 31 from drowning; including 15 immigrants in the Tijuana River, seeking to enter U.S. from Mexico. Two were vehicular accidents on rain-slickened roads. Six were generally described as weather-related. One or more could have been from drowning, perhaps involving a vehicle.

98. 1874 -- July 24, rain, waterspout, flooding, Eureka, NV --20-30  
 99. 1896 -- July 24, flash floods, Mt Vernon, Bear and Clear Creek Canyons, CO --29-30  
 100. 1888 -- July 18-19, flooding, WV, especially Wheeling --20-30

**FLOODING -- By MORTALITY (continued):**

101. 1951 -- July 11-18, storms, flooding, East KS (19), West MO (6), IL (3), OK (1) --28-29  
 102. 1998 -- Oct 17-18, flash floods, Central TX -- 29  
 103. 1886 -- May 12, flash flood, Shawnee Creek, especially Barr's Bottom, Xenia, OH -- 28  
 104. 1914 -- Sep 15, flooding, bridge washout and train derailment, Lebanon, MO<sup>1186</sup> -- 28  
 105. 1970 -- Sep 04-06, heavy rain, flash flooding, Four Corners, AZ/26, CO, NM, UT/2 -- 28  
 106. 2010 -- May 01-02, severe storms, flooding, KY, MS, esp. TN; tornadoes, MS, TN<sup>1187</sup>-- 27
107. 1936 -- Mar 17-22, WV flooding, Ohio, other rivers, especially Wheeling (17), WV -- 26  
 108. 1969 -- July 4, thunderstorms/flooding, strong wind, esp. north-central OH (42 deaths)<sup>1188</sup>--26  
 109. 1978 -- Mar 04-05, flooding and mudslides, Baja CA (Mexico)/23; southern CA, US--17-26  
 110. 1990 -- June 14, flash flood, Shadyside and vicinity, OH -- 26
111. 1892 -- May 18, Floyd River flood, Sioux City, IA -- 25  
 112. 1965 -- June 16-17, intense rain/flooding, South Platte & Arkansas River basins, CO/23, KS/2-25  
 113. 1966 -- Apr 24, 28-30, May 4, TX flash flooding, esp. northeast, esp. north Dallas TX-- 25  
 114. 1977 -- Sep 12/13, flash flood, "The Plaza Flood," esp. Brush Creek, Kansas City, MO—25
115. 1900 -- Apr 07, heavy rain, Austin (McDonald) Dam failure/flooding, Austin, TX<sup>1189</sup>-- ≥24  
 116. 1965 -- June 11, flash-flood, Sanderson, TX -- 24  
 117. 1995 -- May 5, Th-storm, flash flooding, roof collapse, lightning, Dallas area, TX<sup>1190</sup> --20-24
118. 1889 -- July 18, flooding, Morristown, Rockport and Parkersburg vicinities, WV --19-23  
 119. 1898 -- Mar 22-26, flooding, IN, OH, PA; also IL, MO, WV --18-23  
 120. 1903 -- July 05, cloudburst, dam failure, flood, Oakford Park (~Pittsburgh), PA<sup>1191</sup> --20-23  
 121. 1943 -- Aug 04, Little Kanawha Riv. basin flash flooding, central WV, esp. Braxton Co.-- 23  
 122. 1950 -- May 8-9, downbursts and flash floods and flooding, Southeast Nebraska -- 23  
 123. 2016 -- June 23-24, flash flooding, esp. Greenbrier (15) and Kanawha (6) Counties, WV-- 23  
 124. 2022 -- Dec 27-Jan 14, heavy rains/flooding/rockfalls/tree falls/vehicular accidents, CA—23
125. 1961 -- July 19, downpour and flash flood, Charleston, WV -- 22  
 126. 1977 -- Apr 03-08, rain, flooding, West Appalachians, KY/5, TN/7, VA/7, WV/3 -- 22  
 127. 1994 -- Oct 16-20 and 22, flash flooding/flooding, esp. Southeast TX --19-22
128. 1907 -- June 07-08, storm, flash flood, Gradyville, KY -- 21

<sup>1186</sup> Cross-listed in Rail.

<sup>1187</sup> There were additionally four tornado deaths and one storm-related natural death. There is reporting on two additional deaths in Mississippi.

<sup>1188</sup> High wind and falling trees accounted for 8 deaths, electrocution from downed wires for 6, lightning/1, injury/1.

<sup>1189</sup> Cross-listed in Structural Failure -- Dams, Dikes and Levees.

<sup>1190</sup> Includes two lightning deaths and two crushing deaths when a building roof collapsed from weight of water.

<sup>1191</sup> Cross-listed in Structural Failure – Dams, Dikes and Levees.

129. 1937 -- Aug 11, heavy rain, 3 tenement bldgs. collapse, New Brighton, S.I. NY<sup>1192</sup> --19-21  
 130. 2015 -- Sep 14, flash flood; Hildale & Keyhole Canyon, Zion National Park, UT -- 21

**FLOODING – Deadliest American -- By MORTALITY (continued):**

131. 1850 -- July 18/19, tropical storm, flooding, East-Central PA -- 20  
 132. 1877 -- Aug 29, bridge washout, train goes into Little Four Mile Creek, ~Des Moines, IA<sup>1193</sup>--20  
 133. 1906 -- Dec 03, fain, Detroit Copper Mining Co. dam fails, flash flood, Clifton, AZ --18-20  
 134. 1912 -- Apr 30-May 08, levee-breaks/flooding, esp. Pointe Coupee Parish, LA --12-20  
 135. 1954 -- June 25-26, Hurricane Alice hits so. of Brownsville; flash flooding, Ozona, TX/19--20  
 136. 1978 -- Feb 10-11, storm/flash floods, esp. Hidden Springs, Big Tujunga Canyon/13, CA- ≥20  
 137. 2010 -- June 11, flash flood kills campers, Ouachita Mts., Albert Pike Rec. Area, AR-- 20  
 138. 2021 -- Aug 21; 15-17 inch rain/24-hrs., flooding, Humphreys County/Waverly, TN-- 20
139. 1843 -- Aug 05, cloudburst, flash flood, west and southwest of Philadelphia, PA -- 19  
 140. 1898 -- July 08, cloudburst, flash flood, Steelville and vicinity, MO -- 19  
 141. 1958 -- July 02-07, heavy rain and flash flooding esp. East Nishnabotna River, IA --18-19
142. 1840 -- Apr 13, downpour/flooding/dams fail, esp. Pocasset Riv. Simmonsville, RI<sup>1194</sup>-- 18  
 143. 1891 -- Feb 18-26, heavy rain, flooding, Central Highlands, esp. Clifton, AZ -- 18  
 144. 1933 -- May 12-15, floods, esp. OH, Wabash, MS Rivers, IA/IL/IN/KY/OH/PA --15-18  
 145. 1942 -- July 17-18, downpour, flooding, North-Central PA/15 and Southern NY/3 -- 18  
 146. 1964 -- Mar 04-Apr 01, flooding, Ohio River & tributaries, OH and esp. KY --15-18  
 147. 1972 -- May 11-12, downpour, flash flooding, So. Central TX esp. New Braunfels TX-- 18
148. 1830 -- July 26, flooding, esp. Middlebury/Missisquoi/White/Winooski rivers, esp. New Haven, VT-17  
 149. 1889 -- July 02, flash flood, washout/train derailment and fire, near Thaxton, VA<sup>1195</sup>-- 17  
 150. 1908 -- Aug 27-28, cloudburst and flash flood, Folsom, NM -- 17  
 151. 1982 -- June 04-07, heavy rain & flooding, New England, esp. CT/11-12 & RI/3-5 --14-17
152. 1817 -- Aug 8-9, downpour, flooding, Jones falls area, Baltimore, MD/6, York, PA/10-- 16  
 153. 1947 -- May-July, flooding, rivers in middle West in lower MO/middle MS River basins-- 16  
 154. 2016 -- May 26-June 02, flash flooding and flooding, esp. Fort Hood (June 2), TX -- 16
155. 1889 -- July 09, storm, flooding, Stone Bridge failure, Johnstown, NY<sup>1196</sup> -- 6-15  
 156. 1919 -- Dec 11, heavy rain, flooding, GA, AL, MS -- 15  
 157. 1932 -- Sep 30, flash flood, Tehachapi Creek Basin, Woodford, Kern County, CA -- ≥15  
 158. 1955 -- Feb 26-Mar 06, heavy rains, Ohio River basin flooding, esp. KY, OH, IN, WV-- 15  
 159. 1965 -- Apr 06-27, heavy rain, flooding, levee failures, IA, IL, MO, MN/12, WI/3 -- 15  
 160. 1983 -- Sep 29 to Oct 3, storms, prolonged heavy rain and flooding, AZ<sup>1197</sup> -- 15

<sup>1192</sup> Cross-listed in Structural Failures.

<sup>1193</sup> Cross-listed in Rail. Storm heavy rainfall led to flooding which washed out the train bridge.

<sup>1194</sup> Cross-listed in Dam Failures.

<sup>1195</sup> Cross-listed in Rail and in Fire.

<sup>1196</sup> Cross-listed in Structural Failures – Bridges.

161. 1998 -- Jan 05-07, flash flooding AL (2) AR (1) KY (1) LA (1) NC (2) SC (1) TN (7)-- 15

**FLOODING – Deadliest American -- By MORTALITY (continued):**

162. 1884 -- Feb 16, Ohio River flooding, boarding house collapse, Cincinnati OH --10-14  
163. 1903 -- July 02, cloudburst/flooding, Beeville, Mineral City, Normania, Pettus, TX --11-14  
164. 1916 -- Jan 18, heavy rain, flooding, Iao Valley, especially Wailuku, Maui, HI --13-14  
165. 1953 -- June 08, Floyd River flood, Sioux City, IA -- 14  
166. 1957 -- Jan 27-Feb 02, heavy rain/flooding, southeast KY, eastern TN, SW VA, WV --13-14  
167. 1971 -- Aug 01, thunderstorm and flooding, metropolitan Baltimore and vicinity, MD-- 14  
168. 1984 -- May 26-27, flooding, Tulsa, OK -- 14  
169. 1986 -- Feb 11-24, heavy rain, flooding, levee failures, Northern CA, NV<sup>1198</sup> -- 14
170. 1869 -- Jan 31, dam failures/flood, Upper/Lower Kohanza/Flint, Danbury, CT<sup>1199</sup> --11-13  
171. 1888 -- Aug, cloudburst, flash flood, near Hot Springs, AR -- 13  
172. 1901 -- Sep 25, cloudburst, flash flood, prospectors drown, Presidio County, TX -- 13  
173. 1903 -- June 9, downpour, Chase Creek/San Francisco Ri. flash flood, Clifton, AZ<sup>1200</sup>-7-13  
174. 1938 -- Apr 07, cloudburst, flash flood, Whitestone, GA -- 13  
175. 1947 -- June 23, flooding, Republican River, Cambridge and Orleans, NE -- 13  
176. 1954 -- Oct 06-7, "heaviest rains in years," Pecos Valley flooding/flash flooding, NM-- 13  
177. 1977 -- Nov 06-07, heavy rain, flooding, esp. west Appalachian Mts., NC, TN, VA --12-13  
178. 1981 -- May 24, intense rain, flash flood, Austin, TX -- 13  
179. 2016 -- Aug 12-16, flooding, especially East Baton Rouge Parish, Louisiana -- 13
180. 1892 -- July 25, cloudburst, flash flooding, Wheeling and vicinity, WV --10-12  
181. 1899 -- Apr 08, flash flooding, Yellowstone River, especially below Glendive, MT -- 12  
182. 1902 -- May 05, cloudburst, flash flood, Foss, OK -- 9-12  
183. 1910 -- Mar 03, flooding, Colfax, WA -- 12  
184. 1930 -- Nov 18, heavy rain, flooding, Kalihi in Honolulu, Hawaii -- 12  
185. 1949 -- June 17-18, flash flooding, Shenandoah & Potomac Rivers, VA/3, WV/9 --11-12  
186. 1953 -- Apr 27-May 22, heavy rains / flooding, east TX and southwest LA, esp. LA -- 12  
187. 1973 -- May 27-28, severe thunderstorms; flash flooding, Western NC --11-12  
188. 1976 -- June 5, Teton Dam failure/flood, Teton River, ~Newdale, Southeast Idaho<sup>1201</sup>11-12  
189. 1984 -- May 06-10, severe storms, flash flooding esp. KY/7, SC/1, TN/3, WV/1 -- 12  
190. 1985 -- Aug 01, supercell thunderstorm and flash flooding, Cheyenne, WY -- 12  
191. 1998 -- Oct 04, flash flooding, Kansas City area (11) and south St. Joseph, MO (1) -- 12
192. 1873 -- Apr 19, train derailment, washed-out bridge, Richmond Switch, RI<sup>1202</sup> -- 11

---

<sup>1197</sup> Not all deaths were due to the flooding -- one was an auto accident on wet road, two were when a US Navy bomber crashed in the storm, and two were when a Public Safety Dept. helicopter crashed in a river during a rescue attempt killing both aboard. Thus ten drowning deaths and five storm and flooding related deaths.

<sup>1198</sup> Cross-listed in Structural Failures – Dams, Dikes and Levees.

<sup>1199</sup> Cross-listed in Structural Failures – Dams, Dikes, Levees.

<sup>1200</sup> These figures represent the varying reports on bodies recovered. News reports on the totality of lives thought to have been lost, mostly poor Mexican miner family members, range from 17 to 75, with many reporting 30-50.

<sup>1201</sup> Cross-listed in Structural Failures – Dams, Dikes and Levees.

<sup>1202</sup> Cross-listed in Structural Failures – Bridges.

193.	1879 -- June 12, cloudburst, flash flood, Beaver Creek, Deadwood, SD	--	11
194.	1884 -- May 30, cloudburst, flash flood, cattle camp, Frenchman's Creek, CO	--	11
195.	1889 -- May 31-June 2, flooding, District of Columbia; MD (lives lost)	--	8-11
196.	1909 -- July 07-09, flooding, Missouri Valley, NW MO, KS, SE Neb., western IA	--	11
197.	1915 -- Oct 16, flash flooding, bridge fails, train derails, Randolph, KS <sup>1203</sup>	--	11
198.	1949 -- May 16-17, downpour/flooding, Hico/1, esp. Trinity Riv. at Fort Worth/10, TX--	11	
199.	1952 -- Apr, flooding, Red River of North and upper Mississippi-Missouri River basin--	11	
200.	1960 -- Oct 28, torrential rains, flash flooding, south central TX, esp. Austin area, TX--	11	
201.	1997 -- Aug 12, flash flood, Antelope Canyon, near Page, AZ	--	11
202.	2008 -- June 04-12, heavy rain leading to flash flooding and flooding, Midwest	--	11

**FLOODING – Deadliest American -- By MORTALITY (continued):**

203.	1890 -- Feb 02, flooding, trestle fails, train cars fall, near Cascade Locks, OR <sup>1204</sup>	--	9-10
204.	1898 -- May 05-11, flooding, esp. Grand, Verdigris, Ark., Canadian Rivers, AR, OK--	≥10	
205.	1906 -- Mar 26, flooding, bridge fails under train, near Natrona, WY <sup>1205</sup>	--	10
206.	1909 -- May 29, flash floods, Creek and Lincoln Counties, OK	--	10
207.	1915 -- Aug 20, flooding, St. Louis and vicinity, MO	--	10
208.	1929 -- July 18, flash flood, bridge down, train wreck, Stratton, CO <sup>1206</sup>	--	10
209.	1942 -- Dec (late) to first week Jan 1943, flooding, Willamette Valley, Western OR	--	10
210.	1945 -- Mar 01-08, flooding, Ohio River, IN, KY, OH, PA, WV, esp. OH and KY	--	10
211.	1960 -- June 23-29, tropical storm remnant heavy rain and local flooding, TX/7, AR/3--	10	
212.	1969 -- Jan 20, bulldozer rescue drownings, Sespe Creek, Los Padres Nat. For., CA <sup>1207</sup> --	10	
213.	1985 -- Apr 27-28, thunderstorms, flash flooding, drownings (9), tornadoes, TX	--	10
214.	1987 -- Apr 05, flooding/Schoharie Cr. bridge fails/vehicles fall, I-90 ~Fort Hunter <sup>1208</sup>	NY-10	
215.	1987 -- July 17, flash flood, church youth bus & van swept into river ~Comfort, TX <sup>1209</sup> --	10	
216.	2009 -- Sep 19-22, downpours, flooding, Greater Metropolitan Atlanta, GA	--	10
217.	2017 -- July 16, flash flood, Verde River, Tonto National Forest, Phoenix north, AZ--	10	

**Select/Notable Other Flood Events (fewer than ten fatalities)**

1996	-- Feb 05-09, heavy rain, flooding, mudslides, Pacific Northwest, esp. western OR	--	9
2013	-- Sep 11-12, flooding, Front Range area in and near Boulder, CO	--	8
1933	-- Dec 20-25, storms, dikes fail/slides/flooding, Pacific Northwest (OR/WA/ID) <sup>1210</sup>	--	≥7
1964	-- July 30 pm, flash flood/bridge destroyed/car goes into Nazlini Wash ~Chinle, AZ	--	7
1965	-- June 11, heavy rain on heavy snowpack, flash flooding, Sheep Canyon area, UT	--	7

<sup>1203</sup> Cross-listed in Rail.

<sup>1204</sup> Cross-listed in Rail and in Structural Failures, Rail Bridges and Trestles.

<sup>1205</sup> Cross-listed in Rail and in Structural Failures – Bridges/Trestles.

<sup>1206</sup> Cross-listed in Structural Failures (Bridge), and in Rail

<sup>1207</sup> Subset of Jan 18-26, 1969 south California storms, flooding, and mudslides, noted above, with 97-103 fatalities.

<sup>1208</sup> Cross-listed in Structural Failures -- Bridges, and in Road/Highway/Vehicular. I-90 (NY State Thruway) Schoharie Creek bridge is ~a mile south of Fort Hunter hamlet, Montgomery Co., and ~5½ miles west of Amsterdam, NY, which is 37 miles NW of Albany.

<sup>1209</sup> Cross-listed under Road/Highway events -- Bus.

<sup>1210</sup> We have found cause of death reporting for 16 of 24 -- 7 drownings, 3 from falling trees, 6 from slides. In that there were eight deaths for which we have not located the cause, we suspect there were more drowning deaths.

1965 -- July 24, heavy rain and flash flooding, Northeast TN, especially Clinchmore, TN	--	7
1961 -- Sep 17, thunderstorm, flash flooding, Zions Narrows/5; Glen Canyon/1, UT	--	6
1996 -- Dec 26-Jan 3 '97, storms, snow, heavy rain, snowmelt, flooding, CA (5), OR(1) <sup>1211</sup>	--	6
1890 -- Feb 03-05, flooding, Portland, elsewhere, Willamette, Rogue, coastal rivers, OR	--	≥5
1984 -- Sep 10, flash flood, family truck swept away ~15 miles W of Las Vegas, NV <sup>1212</sup>	--	5

---

<sup>1211</sup> A significant flood event, which was a component of winter storms which caused 19 deaths in three states.

<sup>1212</sup> Cross-listed under Road/Highway events.

**FLOODING -- (Except Mine Floods) -- Deadliest American -- CHRONOLOGICAL**

1. 1771 -- May 27, flooding, esp. James, Rappahannock Rivers, Richmond & Henrico Co., VA--~150
2. 1817 -- Aug 8-9, downpour, flooding, Jones falls area, Baltimore, MD/6, York, PA/10-- 16
3. 1830 -- July 26, flooding, esp. Middlebury/Missisquoi/White/Winooski rivers, esp. New Haven, VT--17
4. 1837 -- June 14-15, thunderstorms, flooding, Jones' Falls, Baltimore, MD --24-30
5. 1840 -- Apr 13, downpour/flooding/dams fail, esp. Pocasset Ri. Simmonsville, RI<sup>1213</sup> -- 18
6. 1843 -- Aug 05, cloudburst, flash flood, West and Southwest of Philadelphia, PA -- 19
7. 1844 -- May-June, flooding, esp. IL, OH, KS, MO, Red, Upper MS and MO Rivers -- 400
8. 1844 -- Oct 19, Lower Great Lakes storm and flooding, Lake Erie, Buffalo, NY -- 200
9. 1850 -- July 18-19, tropical storm and flooding, East-Central PA -- 20
10. 1850 -- Sep 2, rain/flooding, esp. east central PA, esp. Tamaqua, Nescopeck Forge<sup>1214</sup>-100-120
11. 1861 -- Dec-Jan 1862, flooding, AZ, CA, OR, WA, UT, especially OR and CA -->1,000?
12. 1862 -- June 4/5, Great Flood of '62, flooding & dam failures, Lehigh River, PA<sup>1215</sup> -- ~150
13. 1868 -- July 24, storm flood, Baltimore and Ellicott City, MD -- 50
14. 1869 -- Jan 31, dam failures/flooding, Upper/Lower Kohanza/Flint, Danbury, CT<sup>1216</sup> --11-13
15. 1870 -- Sep 30, flooding, Shenandoah River, Virginus Island, Harpers Ferry, WV -- 42
16. 1873 -- Apr 8/10, Flood, Drowning/Bldg. Collapse, Genesee River, Rochester NY -- 30
17. 1873 -- Apr 19, Train Derailment, Washed-out Bridge, Richmond Switch, RI<sup>1217</sup> -- 11
18. 1874 -- Pueblo-area Flooding, CO -- 30
19. 1874 -- May 16, Mill River Reservoir Dam Fails, Flash Flood, Williamsburg, MA<sup>1218</sup> 138-139
20. 1874 -- July 24, Rain, Waterspout, Flooding, Eureka, NV --20-30
21. 1874 -- July 26, Heavy Rain, Flooding, Allegheny/Pittsburgh, PA --100-220
22. 1876 -- July 04, Storm, Flash Flood, Dam Failure, Rockdale, IA<sup>1219</sup> --41-42
23. 1877 -- Aug 29, Bridge washout, Train goes into Little Four Mile Creek, ~Des Moines, IA<sup>1220</sup>-- 20
24. 1879 -- June 12, cloudburst, flash flood, Beaver Creek, Deadwood, SD -- 11
25. 1882 -- Jan-Mar, Mississippi River Flood -- 34
26. 1882 -- Aug 23-24, Flooding, Concho Rivers, Ben Ficklin & vicinity, TX --65->100
27. 1884 -- Feb 16, Ohio River Flooding, Boarding House Collapse, Cincinnati OH --10-14
28. 1884 -- May 30, Cloudburst, Flash flood, cattle camp, Frenchman's Creek, CO -- 11
29. 1886 -- May 12, Flash Flood, Shawnee Creek, especially Barr's Bottom, Xenia, OH -- 28
30. 1888 -- July 18-19, Flooding, WV, especially Wheeling --20-30
31. 1888 -- Aug, Cloudburst, Flash Flood, near Hot Springs, AR -- 13

<sup>1213</sup> Cross-listed in Dam Failures.

<sup>1214</sup> Cross-listed in Structural Failures in that most of the fatalities were of people in structures which failed.

<sup>1215</sup> Cross-listed in Structural Failures – Dams, Dikes and Levees

<sup>1216</sup> Cross-listed in Structural Failures – Dams, Dikes and Levees.

<sup>1217</sup> Cross-listed in Structural Failures – Bridges.

<sup>1218</sup> Cross-listed in Structural Failures – Dams, Dikes and Levees

<sup>1219</sup> Cross-listed in Structural Failures – Dams, Dikes and Levees.

<sup>1220</sup> Cross-listed in Rail. Storm heavy rainfall led to flooding which washed out the train bridge.

32. 1889 -- May 31, South Fork Dam fails, flash flood, Fire Johnstown, PA<sup>1221</sup> --2,209  
 33. 1889 -- May 31/June 1, Flooding, Nittany Valley, Williamsport & North Central PA -- ~ 84  
 34. 1889 -- May 31-June 2, Flooding, District of Columbia; MD (lives lost) -- 8-11  
 35. 1889 -- July 02, Flash Flood, Washout/Train Derailment, Fire, near Thaxton, VA<sup>1222</sup> -- 17  
 36. 1889 -- July 09, Storm, Flooding, Stone Bridge failure, Johnstown, NY<sup>1223</sup> -- 6-15  
 37. 1889 -- July 18, Flooding, Morristown, Rockport and Parkersburg vicinities, WV --19-23

**FLOODING – Deadliest American -- CHRONOLOGICAL (Cont.)**

38. 1890 -- Feb 2, Flooding, Trestle fails, Train cars fall, near Cascade Locks, OR<sup>1224</sup> -- 9-10  
 1890 -- Feb 3-5, flooding, Portland, elsewhere, Willamette, Rogue, coastal rivers, OR -- ≥5  
 39. 1890 -- Feb 22, Dam Failure, Walnut Grove, AZ<sup>1225</sup> -- 100  
 40. 1891 -- Feb 18-26, Heavy Rain, Flooding, Central Highlands, esp. Clifton, AZ -- 18  
 41. 1892 -- May 18, Floyd River Flood, Sioux City, IA -- 25  
 42. 1892 -- June 05, downpour/mill dam failure/flood/fuel fire, Titusville, Oil City, PA --126-132  
 43. 1892 -- July 25, cloudburst, flash flooding, Wheeling and vicinity, WV --10-12  
 44. 1895 -- July 4-7, Mid-West Storms, Flooding, AR, IA, IL, KS, MO, NE, TX, WI -- ~50  
 45. 1896 -- July 24, Flash Floods, Mt Vernon, Bear and Clear Creek Canyons, CO --29-30  
 46. 1897 -- Apr 28, Flash Flood, Cottonwood River, Guthrie and vicinity, OK --28-50  
 47. 1898 -- Mar 22-26, Flooding, IN, OH, PA; also IL, MO, WV --18-23  
 48. 1898 -- Apr 03, Levee Fails, Flash Flood, Shawneetown, IL<sup>1226</sup> --25-33  
 49. 1898 -- May 5-11, Flooding, esp. Grand, Verdigris, Ark., Canadian Rivers, AR, OK -- ≥10  
 50. 1898 -- July 8, Cloudburst, Flash Flood, Steelville and vicinity, MO -- 19  
 51. 1899 -- Apr 08, flash flooding, Yellowstone River, esp. below Glendive, MT -- 12  
 52. 1899 -- May, Brazos River flood, Central and East TX -- 40  
 53. 1899 -- June 17-July 6, Central/So. Central TX rain/flooding, esp. Brazos Riv., TX --100-284  
 54. 1900 -- Apr 07, heavy rain, Austin (McDonald) Dam Failure/Flooding, Austin, TX<sup>1227</sup> -- ≥24  
 55. 1900 -- June 23, cloudburst, trestle washout/train wreck/fire, near McDonough GA<sup>1228</sup>-- 37  
 56. 1901 -- June 23, flooding, Elkhorn River, Pocahontas region, Burke, Keystone, WV -- 200  
 57. 1901 -- Sep 25, cloudburst, flash flood, prospectors drown, Presidio County, TX -- 13

<sup>1221</sup> Cross-listed in Structural Failures – Dams, Dikes and Levees

<sup>1222</sup> Cross-listed in Rail and in Fire.

<sup>1223</sup> Cross-listed in Structural Failures – Bridges.

<sup>1224</sup> Cross-listed in Rail and in Structural Failures – Rail Bridges and Trestles.

<sup>1225</sup> Cross-listed in Structural Failures -- Dam and Levees

<sup>1226</sup> Cross-listed in Structural Failures – Dams, Dikes and Levees.

<sup>1227</sup> Cross-listed in Structural Failures -- Dams, Dikes and Levees.

<sup>1228</sup> Cross-listed in Rail and in Structural Failures -- Bridges/Trestle.



**FLOODING -- (Except Mine Floods) -- Deadliest American -- CHRONOLOGICAL**

58. 1902 -- Mar 26-30, storm, flooding, AL, KY, MS, especially TN --38-41  
59. 1902 -- May 05, cloudburst, flash flood, Foss, OK -- 9-12
60. 1903 -- May 26-Jun 18, Flooding, upper MS, lower MO valleys, IA, KS, MO --100-149  
61. 1903 -- June 6, Flash & River Flooding, Pacolet River, especially ~ Pacolet, SC -- 65  
62. 1903 -- June 9, downpour, Chase Creek/San Francisco Riv. flash flood, Clifton, AZ<sup>1229</sup>--7-13  
63. 1903 -- June 14, Downpour, Flash Flood, Willow Creek, Heppner (and area), OR -- ~247  
64. 1903 -- July 2, Cloudburst/Flooding, Beeville, Mineral City, Normania, Pettus, TX --11-14  
65. 1903 -- July 5, Cloudburst, Dam Failure, Flood, Oakford Park (~Pittsburgh), PA<sup>1230</sup> --20-23
66. 1906 -- Mar 26, Flooding, Bridge Fails Under Train, near Natrona, WY<sup>1231</sup> -- 10  
67. 1906 -- Dec 3, Rain, Detroit Copper Mining Co. dam fails, flash flood, Clifton, AZ --18-20
68. 1907 -- March 13-18, Flooding, numerous rivers, Southern OH, Western PA, WV -- ~76  
69. 1907 -- June 7-8, Storm, Flash Flood, Gradyville, KY -- 21
70. 1908 -- Aug 24-28, Flooding, Fire, Bridge, Dam, Levee Failures NC, SC, GA, VA --46-80  
71. 1908 -- Aug 27-28, Cloudburst, Flash Flood, Folsom, NM -- 17
72. 1909 -- May 29, Flash Floods, Creek and Lincoln Counties, OK -- 10  
73. 1909 -- July 07-9, Flooding, Missouri Valley, NW MO, KS, SE Neb., western IA -- 11
74. 1910 -- Mar 03, Flooding, Colfax, WA -- 12
75. 1911 -- Sep 30, Bayliss Dam Failure, Freeman Run Valley, Austin, PA<sup>1232</sup> --78-149
76. 1912 -- Mar-Apr, Flooding, Miss. River, IL, TN, MS, KY, AR, MO, LA<sup>1233</sup> -- 245  
77. 1912 -- Apr 30-May 8, Levee-breaks/flooding, esp. Pointe Coupee Parish, LA --12-20  
78. 1912 -- July 24, Cloudbursts, Flooding, PA, and WV -- 60  
79. 1912 -- Sep 02, Storms, Flooding, PA, OH, WV -- 36
80. 1913 -- Mar 23-27, Ohio Valley flooding, dam/levee failures, esp. OH & IN --593-670  
81. 1913 -- Dec 2-10, Texas Floods, Brazos, Other Valleys, Central, Eastern TX<sup>1234</sup> --177-190
82. 1914 -- Sep 15, Flooding, Bridge Washout & Train Derailment, Lebanon, MO<sup>1235</sup> -- 28

---

<sup>1229</sup> These figures represent the varying reports on bodies recovered. News reports on the totality of lives thought to have been lost, mostly poor Mexican miner family members, range from 17 to 75, with many reporting 30-50.

<sup>1230</sup> Cross-listed in Structural Failure – Dams, Dikes and Levees.

<sup>1231</sup> Cross-listed in Rail and in Structural Failures – Bridges/Trestles.

<sup>1232</sup> Cross-listed in Structural Failures -- Dam and Levees

<sup>1233</sup> Cross-listed in Structural Failures -- Dam and Levees

<sup>1234</sup> Cross-listed in Structural Failures -- Dam and Levees

<sup>1235</sup> Cross-listed in Rail.

**FLOODING -- (Except Mine Floods) -- Deadliest American -- CHRONOLOGICAL**

83.	1915 -- Apr 23, flash flood, Austin, TX	-- 35
84.	1915 -- Aug 03, cloudburst, flash flood, drownings, Mill Creek, Erie, PA	--29-45
85.	1915 -- Aug 20, flooding, St. Louis and vicinity, MO	-- 10
86.	1915 -- Oct 16, flash flooding, bridge fails, train derails, Randolph, KS <sup>1236</sup>	-- 11
87.	1916 -- Jan 14-30, heavy rain, So. CA flooding, Lower Otay Dam failure <sup>1237</sup>	--22-60
88.	1916 -- Jan 18, heavy rain, flooding, Iao Valley, especially Wailuki, Maui, HI	--13-14
89.	1916 -- Aug 02-03, cloudburst, Mill Dam fails, flash flood, ~New Tazewell, TN <sup>1238</sup>	--27-38
90.	1916 -- Aug 9, flash floods, Cabin Creek, Coal River, Paint Creek, Mud River, WV	--60-100
91.	1919 -- Dec 11, heavy rain, flooding, GA, AL, MS	-- 15
92.	1921 -- June 2, Arkansas River levee failures, Pueblo County, CO <sup>1239</sup>	-- 120
93.	1921 -- Sep 8-10, flooding, esp. San Antonio & Milam, Williamson Counties TX	-- ≥224
94.	1923 -- Sep 27, flooding, bridge washout and train derailment near Lockett, WY <sup>1240</sup>	-- 31
95.	1925 -- June 16, flooding, train derails, Rockport Crossing, near Hackettstown, NJ <sup>1241</sup>	-- 50
96.	1927 -- Late March-July, flooding, levee breaks upper and esp. lower MS River	--246-500
97.	1927 -- May, Kentucky River flood	-- 89
98.	1927 -- Nov 2-4, New England flooding, dam failures, MA/NH/CN/ME, esp. VT/84--	107-109
99.	1928 -- Mar 12-13, St. Francis Dam failure/flood, Santa Clara Riv. valley, CA <sup>1242</sup>	--370-431
100.	1929 -- July 18, flash flood, bridge down, train wrecks, Stratton, CO <sup>1243</sup>	-- 10
101.	1930 -- Nov 18, heavy rain, flooding, Kalihi in Honolulu, Hawaii	-- 12
102.	1932 -- Sep 30, flash flood, Tehachapi Creek Basin, Woodford, Kern County, CA	-- ≥15
103.	1933 -- May 12-15, floods, esp. OH, Wabash, MS Rivs., IA/IL/IN/KY/OH/PA	--15-18
	1933 -- Dec 20-25, storms, dikes fail/slides/flooding, Pacific Northwest (OR/WA/ID) <sup>1244</sup>	-- ≥7
104.	1933 -- Dec 30-31, Southern California flooding	-- 45
105.	1935 -- May 30-June 1, floods, esp. Republican/Kansas Rivers, esp. NE, CO, KS--	159-168
106.	1935 -- July 7-11, Mohawk & Upper Susquehanna River flooding, NY & PA	-- 52
107.	1936 -- Mar 11-21, flooding, New England	-- 200
108.	1936 -- Mar 17-20, PA flooding, west/central/NE/SE, esp. Pittsburgh, Johnstown	--108-142
109.	1936 -- Mar 17-22, WV flooding, Ohio, other rivers, especially Wheeling (17), WV--	26
110.	1937 -- Jan 11-Feb 15, <sup>1245</sup> flooding, OH/MS river valleys, esp. AR/KY/MO/OH/TN--	408-467

<sup>1236</sup> Cross-listed in Rail.

<sup>1237</sup> Cross-listed in Structural Failures, Dams and Levees.

<sup>1238</sup> Cross-listed in Structural Failures – Dams, Dikes and Levees.

<sup>1239</sup> Cross-listed in Structural Failures -- Dam and Levees

<sup>1240</sup> Cross-listed in Rail.

<sup>1241</sup> Cross-listed in Rail

<sup>1242</sup> Cross-listed in Structural Failures -- Dam and Levees.

<sup>1243</sup> Cross-listed in Structural Failures (Bridge), and in Rail

<sup>1244</sup> We have found cause of death reporting for 16 of 24 -- 7 drownings, 3 from falling trees, 6 from slides. In that there were eight deaths for which we have not located the cause, we suspect there were more drowning deaths.

<sup>1245</sup> Flood waters remained in some localities into March. Were a few flooding deaths in late February. But, the great majority of fatalities noted herein are within Jan 11 and Feb 15, most in a shorter timeframe; includes illness.

- 111. 1937 -- Aug 11, heavy rain, tenement bldgs. collapse, New Brighton, Staten Isl., NY--19-21
- 112. 1938 -- Feb 27-Mar 4, storm/flash flooding, esp. LA/62, Orange/45 counties, So. CA--≥146
- 113. 1938 -- Apr 07, cloudburst, flash flood, Whitestone, GA -- 13
- 114. 1938 -- June 19, flash flood, bridge fails, train crash, Custer Creek, MT<sup>1246</sup> --46-47
- 115. 1939 -- July 04-5, flash flooding, esp. Breathitt/52, Rowan/25, Lewis counties, NE KY-- 79
- 116. 1939 -- Sep 25, El Cordonazo Tropical Storm, Southern CA, flooding subset<sup>1247</sup> -- 45

**FLOODING -- (Except Mine Floods) -- Deadliest American -- CHRONOLOGICAL**

- 117. 1942 -- May 22/23, heavy rain, flooding, NE, east, central PA, esp. Wayne County -- 34
- 118. 1942 -- July 17-18, downpour, flooding, North-Central PA/15 and Southern NY/3 -- 18
- 119. 1942 -- Dec (late) to first week Jan 1943, flooding, Willamette Valley, Western OR -- 10
- 120. 1943 -- Apr-June, floods, Midwest river basin, IA/IL/IN/MI/MO/OH & NE/OK/AR/TN--60
- 121. 1943 -- Aug 04, Little Kanawha Riv. basin flash flooding, central WV, esp. Braxton Co.-- 23
- 122. 1944 -- Apr-June, flooding, NE, IA, IL MO, KS, MS, AR, OK and east TX rivers -- 43
- 123. 1945 -- Mar 01-08, flooding, Ohio River, IN, KY, OH, PA, WV, esp. OH and KY -- 10
- 124. 1947 -- May-July, flooding, rivers in middle West in lower MO/middle MS River basins-- 16
- 125. 1947 -- June 23, flash flooding, Republican River, Cambridge to Orleans, NE -- 13
- 126. 1948 -- May 22-June 11, flooding/dike failures, esp. Portland & Vanport, OR/23, Can./11, WA/8 --50-55
- 127. 1949 -- May 16-17, downpour/flooding, Hico/1, esp. Trinity Riv. at Fort Worth/10, TX--11
- 128. 1949 -- June 17-18, flash flooding, Shenandoah & Potomac Rivers, VA/3, WV/9 --11-12
  
- 129. 1950 -- May 08-09, downbursts and flash floods and flooding, Southeast Nebraska -- 23
- 130. 1950 -- June 24-25, heavy rain/flash flooding, esp. Smithsburg area (22).central WV--34-35
- 131. 1951 -- July 11-18, storms and flooding, East KS (19), West MO (6), IL (3), OK (1)--28-29
- 132. 1952 -- Apr, flooding, Red River of North and upper Mississippi-Missouri River basin-- 11
- 133. 1953 -- Apr 27-May 22, heavy rains / flooding, east TX and southwest LA, esp. LA -- 12
- 134. 1953 -- June 08, Floyd River Flood, Sioux City, IA -- 14
- 135. 1954 -- June 25-26, Hurricane Alice hits so. of Brownsville; flash flooding, Ozona, TX/19--20
- 136. 1954 -- Oct 06-7, "heaviest rains in years," Pecos Valley flooding/flash flooding, NM-- 13
- 137. 1955 -- Feb 26-Mar 06, heavy rains, Ohio River basin flooding, esp. KY, OH, IN, WV-- 15
- 138. 1955 -- Dec 18-27, flooding/levee failure, north & cent. CA, esp. Yuba City; also OR--88-93
- 139. 1957 -- Jan 27-Feb 2, heavy rain/flooding, southeast KY, eastern TN, SW VA, WV --13-14
- 140. 1957 -- Apr-June, storms/flooding, south and central states esp. MO/10 OK/10 TX/21-- 52
- 141. 1958 -- July 02-07, heavy rain and flash flooding esp. East Nishnabotna River, IA --18-19
- 142. 1959 -- Jan 21-24, heavy rain, flash floods, flooding, OH/17, IN/2-3, PA/3, NY/9 --31-32
  
- 143. 1960 -- June 23-29, tropical storm remnant heavy rain and local flooding, TX/7, AR/3-- 10
- 144. 1960 -- Oct 28, torrential rains, flash flooding, south central TX, esp. Austin area, TX-- 11
- 145. 1961 -- July 19, downpour and flash flood, Charleston, WV -- 22
- 1961 -- Sep 17, thunderstorm, flash flooding, Zions Narrows/5; Glen Canyon/1, UT -- 6
- 146. 1963 -- Mar 4-19, heavy rain, OH River basin flooding, esp. IN/5 TN/4 VA/6 WV/13--26-33
- 147. 1964 -- Mar 04-Apr 01, flooding, Ohio River & tributaries, OH and esp. KY --15-18
- 148. 1964 -- June 8, rain/Swift & Two Medicine dams fail/flooding, esp. Blackfeet Res., NW MT--34-35

---

<sup>1246</sup> Cross-listed in Flash Floods and Structural Failures (Bridge/Trestles).

<sup>1247</sup> Cross-listed in Hurricanes and Tropical Storms.

- 1964 -- July 30 pm, flash flood/bridge destroyed/car goes into Nazlini Wash ~Chinle, AZ-- 7
149. 1964 -- Dec 21-28, rain/flooding, Pacific NW, esp. no. CA and OR; also so. WA/ID/NV --45-50
150. 1965 -- Apr 06-27, heavy rain, flooding, levee failures, IA, IL, MO, MN/12, WI/3 -- 15
- 1965 -- June 11, heavy rain on heavy snowpack, flash flooding, Sheep Canyon area, UT-- 7
151. 1965 -- June 11, flash-flood, Sanderson, TX -- 24
152. 1965 -- June 16-17, intense rain/flooding, South Platte & Arkansas River basins, CO/23, KS/2-25
- 1965 -- July 24, heavy rain and flash flooding, Northeast TN, especially Clinchmore, TN--7
- 1966 -- Apr 24, 28-30, May 4, TX flash flooding, esp. northeast, esp. north Dallas TX-- 25
153. 1969 -- Jan 18-26, storms, flooding, vehicle deaths, mudslides, Southern CA -- 97-103
154. 1969 -- Jan 20, bulldozer rescue drownings, Sespe Creek, Los Padres Nat. For., CA<sup>1248</sup>--10
155. 1969 -- July 04, thunderstorms/flooding, strong wind, esp. north-central OH (42 deaths)<sup>1249</sup>-26
156. 1969 -- Aug 19-20, Camille storm, flash flooding, mudslides, esp. Nelson Co., VA -- ~153

### **FLOODING -- (Except Mine Floods) -- CHRONOLOGICAL**

157. 1970 -- Sep 4-6, heavy rain, flash flooding, Four Corners, AZ (26), CO, NM, UT (2)-- 28
158. 1970 -- Oct 05-10, tropical storm, flooding, Puerto Rico --50-52
159. 1971 -- Aug 01, thunderstorm and flooding, metropolitan Baltimore and vicinity, MD-- 14
160. 1972 -- Feb 26, dam failure, Buffalo Creek, WV<sup>1250</sup> -- 126
161. 1972 -- May 11-12, downpour, flash flooding, New Braunfels and vicinity, TX -- 18
162. 1972 -- June 09-10, downpour/dam failure/flash flood, Black Hills, Rapid City, SD--236-238
163. 1972 -- June 18-26, Hurricane/Tropical Storm Agnes and flooding, East Coast --110-114
164. 1973 -- Mid-Mar-May, flooding, Mississippi River Basin/drainage area --28-33
165. 1973 -- May 27-28, severe thunderstorms; flash flooding, Western NC --11-12
166. 1976 -- June 5, Teton Dam failure/flood, Teton River, ~Newdale, Southeast Idaho<sup>1251</sup>11-12
167. 1976 -- July 31, Big Thompson Canyon flash flood, CO -- 144
168. 1977 -- Apr 03-8 rain, flooding, West Appalachians, KY/5, TN/7, VA/7, WV/3 -- 22
169. 1977 -- July 19-20, dam failures, flash floods, Johnstown & Tanneryville, PA<sup>1252</sup> -- ~85
170. 1977 -- Sep 12/13, flash flood, "The Plaza Flood," esp. Brush Creek, Kansas City, MO-- 25
171. 1977 -- Nov 06-07, heavy rain, flooding, esp. west Appalachian Mts., NC, TN, VA --12-13
172. 1977 -- Nov 06, dam failure and flash flood, Kelly Barnes Dam, Toccoa, GA<sup>1253</sup> -- 39
173. 1978 -- Feb 10-11, storm/flash floods, esp. Hidden Springs, Big Tujunga Canyon/13, CA- ≥20
174. 1978 -- Mar 04-05, flooding and mudslides, Baja CA (Mexico)/23; southern CA/US--17-26
175. 1978 -- July 30-Aug 4, Tropical Storm Amelia & remnants, flash flooding, TX<sup>1254</sup> --33-34
176. 1980 -- Feb 13-21, storms, flooding, mudslides, central AZ, So.-coastal/Baja, CA, UT-- 37
177. 1981 -- May 24, intense rain, flash flood, Austin, TX -- 13
178. 1982 -- June 04-07, heavy rain, flooding, New England, esp. CT/11-12 & RI/3-5 --14-17
179. 1983 -- Sep 29 to Oct 03, storms, prolonged heavy rain and flooding, AZ<sup>1255</sup> -- 15

<sup>1248</sup> Subset of Jan 18-26, 1969 south California storms, flooding, and mudslides, noted above, with 97-103 fatalities.

<sup>1249</sup> High wind and falling trees accounted for 8 deaths, electrocution from downed wires for 6, lightning/1, injury/1.

<sup>1250</sup> Cross-listed in Structural Failures -- Dam and Levees.

<sup>1251</sup> Cross-listed in Structural Failures -- Dams, Dikes and Levees.

<sup>1252</sup> Cross-listed in Structural Failures -- Dams Dikes and Levees.

<sup>1253</sup> Cross-listed in Structural Failures -- Dams, Dikes and Levees.

<sup>1254</sup> Cross-listed in Hurricanes/Tropical Storms.

180. 1984 -- May 06-10, severe storms, flash flooding esp. KY/7, SC/1, TN/3, WV/1 -- 12  
 181. 1984 -- May 26-27, flooding, Tulsa, OK -- 14  
     1984 -- Sep 10, flash flood, family truck swept away ~15 miles W of Las Vegas, NV-- 5  
 182. 1985 -- Apr 27-28, thunderstorms, flash flooding, drownings (9), Tornadoes, TX -- 10  
 183. 1985 -- Aug 01, supercell thunderstorm and flash flooding, Cheyenne, WY -- 12  
 184. 1985 -- Nov 4-5, flooding, Hurricane Juan remnants, WV, VA, PA, MD (esp. WV)<sup>1256</sup>--71-74  
 185. 1986 -- Feb 11-24, heavy rain, flooding, levee failures, Northern CA, NV<sup>1257</sup> -- 14  
 186. 1987 -- Apr 5, flooding/Schoharie Cr. bridge fails/vehicles fall, I-90 ~Fort Hunter<sup>1258</sup> NY-- 10  
 187. 1987 -- July 17, flash flood, church youth bus & van swept into river ~Comfort, TX<sup>1259</sup>-- 10

### **FLOODING – Chronological (continued)**

188. 1990 -- June 14, flash flood, Shadyside and vicinity, OH -- 26  
 189. 1993 -- Jan 05-Feb 28, winter storms, heavy rain and flooding, Southern CA<sup>1260</sup> -- ≥31  
 190. 1993 -- May-early Nov, July (especially), Midwest Flooding, esp. MS & MO Rivers-72-84  
 191. 1994 -- July 04-10, Tropical Storm Alberto flooding, dam failures, AL, esp. GA<sup>1261</sup> --34-37  
 192. 1994 -- Oct 16-20 and 22, flash flooding/flooding, esp. Southeast TX --19-22  
 193. 1995 -- May 5, Th-storm, flash flooding, roof collapse, lightning, Dallas area, TX<sup>1262</sup> --20-24  
 194. 1996 -- Jan 19-20, East Coast flooding, especially PA (19) and NY (10) -- 38  
     1996 -- Feb 05-09, heavy rain, flooding, mudslides, Pacific Northwest, esp. western OR-- 9  
     1996 -- Dec 26-Jan 3 '97, storms, snow, heavy rain, snowmelt, flooding, CA/5, OR/1<sup>1263</sup>- 6  
 195. 1997 -- Mar 01-03, flash floods & flooding, esp. Ohio River Valley, esp. KY (21) --33-36  
 196. 1997 -- Aug 12, flash flood, Antelope Canyon, near Page, AZ -- 11  
 197. 1998 -- Jan 05-07, flash Flooding AL (2) AR (1) KY (1) LA (1) NC (2) SC (1) TN (7)-- 15  
 198. 1998 -- Oct 04, flash flooding, Kansas City area (11) and south St. Joseph, MO (1) -- 12  
 199. 1998 -- Oct 17-18, flash floods, Central TX -- 29  
  
 200. 2001 -- June 08, Tropical Storm Allison flooding, TX, LA, FL, NC, VA, PA -- ~ 50  
 201. 2008 -- June 04-12, heavy rain leading to flash flooding and flooding, Midwest -- 11  
 202. 2009 -- Sep 19-22, downpours, flooding, Greater Metropolitan Atlanta, GA -- 10  
  
 203. 2010 -- May 01-2, severe storms, flooding, KY, MS, esp. TN; Tornadoes, MS, TN<sup>1264</sup>-- 27

---

<sup>1255</sup> Not all deaths were due to the flooding -- one was an auto accident on wet road, two were when a US Navy bomber crashed in the storm, and two were when a Public Safety Dept. helicopter crashed in a river during a rescue attempt killing both aboard. Thus ten drowning deaths and five storm and flooding related deaths.

<sup>1256</sup> Cross-listed in Hurricanes.

<sup>1257</sup> Cross-listed in Structural Failures – Dams Dikes and Levees.

<sup>1258</sup> Cross-listed in Structural Failures -- Bridges, and in Road/Highway/Vehicular. I-90 (NY State Thruway) Schoharie Creek bridge is ~a mile south of Fort Hunter hamlet, Montgomery County.

<sup>1259</sup> Cross-listed under Road/Highway Events -- Bus.

<sup>1260</sup> We are aware of 39 deaths, at least 31 from drowning; 15 of which were of immigrants seeking to enter U.S. from Mexico, drowning in the Tijuana River. Two were vehicular accidents on rain-slickened roads. Six were generally described as weather-related. One or more could have been from drowning, perhaps involving a vehicle. Cross-listed in winter Storms.

<sup>1261</sup> Cross-listed in Hurricanes/Tropical Storms and in Structural Failures--Dams.

<sup>1262</sup> Includes two lightning deaths and two crushing deaths when a building roof collapsed from weight of water.

<sup>1263</sup> A significant flood event, which was a component of winter storms which caused 19 deaths in three states.

204. 2010 -- June 11, flash flood kills campers, Ouachita Mts., Albert Pike Rec. Area, AR-- 20  
 2013 -- Sep 11-12, flooding, Front Range area in and near Boulder, CO -- 8
205. 2015 -- May 21-26, storms, heavy rain, flooding and tornadoes, TX and OK --36-37
206. 2015 -- Sep 14, flash flood; Hildale & Keyhole Canyon, Zion National Park, UT -- 21
207. 2015 -- Dec 26-28,<sup>1265</sup> flooding (31 drownings), AR (1); IL (9); MO (15); OK (7) -- 32
208. 2016 -- May 26-June 2, flash flooding/flooding, esp. Fort Hood (June 2), TX -- 16
209. 2016 -- June 23-24, flash flooding, esp. Greenbrier (15) and Kanawha (6) Counties, WV-- 23
210. 2016 -- Aug 12-16, flooding, especially East Baton Rouge Parish, Louisiana -- 13
211. 2017 -- July 16, flash flood, Verde River, Tonto National Forest, Phoenix north, AZ-- 10
212. 2017 -- Aug 25-30, Hurricane/Tropical Storm Harvey, SE TX, esp. greater Houston<sup>1266</sup>≥50

**FLOODING – Chronological (continued):**

213. 2021 -- Aug 21; 15-17 inch rain/24-hrs., flooding, Humphreys County/Waverly, TN-- 20
214. 2022 -- July 27-28 east KY downpour/flash flooding, esp. Knott/22 and Breathitt/11 counties-45  
 --36 drowning deaths  
 -- 9 other (e.g. recovery work accident; unavailability of medical aid)
215. 2022 -- Dec 27-Jan 14, heavy rains/flooding/rockfalls/tree falls/vehicular accidents, CA-- 23

---

<sup>1264</sup> There were additionally four tornado deaths and one storm-related natural causes death. There is reporting on two additional deaths in Mississippi.

<sup>1265</sup> Dates relate to time-frame flood-related (and other) deaths occurred, not to the time-frame of the flood event.

<sup>1266</sup> Cross-listed in Hurricanes/Tropical Storms. Generally do not cross-list hurricane flooding deaths unless in-land. Given large number of flooding deaths, however -- at least 50 out of 88 hurricane-related deaths in TX, we do.

**Flooding Subset -- FLASH FLOODS -- Deadliest American -- By MORTALITY**

1. 1889 -- May 31, South Fork dam failure, flash flood, fire Johnstown, PA<sup>1267</sup> --2,209
2. 1903 -- June 14, Downpour, Flash Flood, Willow Creek, Heppner (and area), OR -- ~247
3. 1972 -- June 9, Pactola Dam Failure, Black Hills Flash Flood, Rapid City, SD<sup>1268</sup> --236-238
4. 1874 -- July 26, Heavy Rain, Flooding, Allegheny/Pittsburgh, PA --100-220
5. 1901 -- June 23, Flooding, Elkhorn River, Pocahontas region, Burke, Keystone, WV -- 200
6. 1969 -- Aug 19-20, Camille storm, flash flooding, mudslides, esp. Nelson Co., VA -- ~153
7. 1938 -- Feb 27-Mar 4, storm/flash flooding, esp. LA/62, Orange/45 counties, So. CA -- ≥146
8. 1976 -- July 31, Big Thompson Canyon Flash Flood, CO -- 144
9. 1874 -- May 16, Mill River Reservoir Dam Fails, flash flood, Williamsburg, MA<sup>1269</sup>-138-139
10. 1892 -- June 05, downpour/mill dam failure/flood/fuel fire, Titusville, Oil City, PA --126-132
  
11. 1927 -- Nov 2-4, New England flooding, dam failures, MA/NH/CN/ME, esp. VT/84--107-109
12. 1882 -- Aug 23-24, flooding, Concho Rivers, Ben Ficklin & vicinity, TX --65->100
13. 1916 -- Aug 9, flash floods, Cabin Creek, Coal River, Paint Creek, Mud River, WV --60-100
14. 1939 -- July 4-5, flash flooding, esp. Breathitt/52, Rowan/25, Lewis counties, NE KY -- 79
15. 1903 -- June 6, flash & river flooding, Pacolet River, especially near Pacolet, SC -- 65
16. 1897 -- Apr 28, flash flood, Cottonwood River, Guthrie and vicinity, OK --28-50
17. 1925 -- June 16, flooding, train derails, Rockport Crossing, near Hackettstown, NJ<sup>1270</sup> -- 50
18. 1938 -- June 19, flash flood, bridge fails, train crash, Miles City, MT<sup>1271</sup> -- 47
19. 1938 -- June 19, flash flood washes out train tracks, Custer Creek, MT<sup>1272</sup> -- 46
20. 1915 -- Aug 03, cloudburst, flash flood, drownings, Mill Creek, Erie, PA --29-45
21. 2022 -- July 27-28 east KY downpour/flash flooding, esp. Knott/22 and Breathitt/11 counties--45  
 --36 drowning deaths  
 -- 9 other (e.g. recovery work accident; unavailability of medical aid)
22. 1940 -- Aug 13-14, remnant rain/flash floods/slides/debris flows, mts of NC/34 TN/4 VA/5<sup>1273</sup>-- 43
23. 1876 -- July 04, storm, flash flood, dam failure, Rockdale, IA --41-42
24. 1889 -- July 02, flash flood, track washout/train derailment, fire, near Thaxton, VA<sup>1274</sup>-- 41
25. 1977 -- Nov 06, heavy rain, Kelly Barnes Dam failure, Toccoa falls Bible College, GA-- 39
26. 1916 -- Aug 2-3, cloudburst, Mill Dam fails, flash flood, ~New Tazewell, TN<sup>1275</sup> --27-38
27. 1915 -- Apr 23, flash flood, Austin, TX -- 35
28. 1950 -- June 24-25, heavy rain/flash flooding, esp. Smithsburg area (22).central WV --34-35
29. 1964 -- June 8, rain/Swift & Two Medicine dams fail/flooding, esp. Blackfeet Res., NW MT--34-35
30. 1898 -- Apr 03, levee fails, flash flood, Shawneetown, IL<sup>1276</sup> --25-33
31. 1978 -- Aug 02, flooding, flash-floods, Southeast TX -- 33
32. 2015 -- Dec 26-28,<sup>1277</sup> flooding (31 drownings), AR (1); IL (9); MO (15); OK (7) -- 32

---

<sup>1267</sup> Cross-listed in Structural Failures – Dams and Levees  
<sup>1268</sup> Cross-listed in Structural Failures -- Dams and Levees  
<sup>1269</sup> Cross-listed in Structural Failures -- Dams and Levees  
<sup>1270</sup> Cross-listed in Rail  
<sup>1271</sup> Cross-listed in Rail and in Structural Failures (Bridge/Trestles).  
<sup>1272</sup> Cross-listed in Rail  
<sup>1273</sup> Cross-listed in Landslides.  
<sup>1274</sup> Cross-listed in Rail.  
<sup>1275</sup> Cross-listed in Structural Failures – Dams, Dikes and Levees.  
<sup>1276</sup> Cross-listed in Structural Failures – Dams, Dikes and Levees.

33. 1896 -- July 24, flash floods, Mt Vernon, Bear and Clear Creek Canyons, CO --29-30

**Flooding Subset – FLASH FLOODS – By Mortality – continued:**

34. 1998 -- Oct 17-18, flash floods, Central TX -- 29  
35. 1886 -- May 12, flash flood, Shawnee Creek, especially Barr's Bottom, Xenia, OH -- 28  
36. 1970 -- Sep 4-6, heavy rain, flash flooding, Four Corners, AZ (26), CO, NM, UT (2) -- 28  
37. 1965 -- June 11, intense rain west of Sanderson, flash-flood (dawn), Sanderson, TX -- 26  
38. 1969 -- July 04, thunderstorms/flooding, strong wind, esp. north-central OH (42 deaths)<sup>1278</sup>-- 26  
39. 1990 -- June 14, flash flood, Shadyside and vicinity, OH -- 26  
40. 1965 -- June 16-17, intense rain/flooding, South Platte & Arkansas River basins, CO/23, KS/2-25  
41. 1966 -- Apr 24, 28-30, May 4, TX flash flooding, esp. northeast, esp. north Dallas, TX-- 25  
42. 1977 -- Sep 12/13, flash flood, "The Plaza Flood," esp. Brush Creek, Kansas City, MO-- 25  
43. 1995 -- May 5, thunderstorm/flash flooding/roof collapse/lightning, Dallas area, TX<sup>1279</sup>--20-24  
44. 1889 -- July 18, flooding, Morristown, Rockport and Parkersburg vicinities, WV --19-23  
45. 1903 -- July 05, cloudburst, dam failure, flood, Oakford Park (~Pittsburgh), PA<sup>1280</sup> --20-23  
46. 1943 -- Aug 04, Little Kanawha Riv. basin flash flooding, central WV, esp. Braxton Co.-- 23  
47. 1950 -- May 08-09, downbursts and flash floods and flooding, Southeast Nebraska -- 23  
48. 2016 -- June 23-24, flash flooding, esp. Greenbrier (15) and Kanawha (6) Counties, WV-- 23  
49. 1961 -- July 19, downpour and flash flood, Charleston, WV -- 22  
50. 1994 -- Oct 16-20 and 22, flash flooding/flooding, esp. Southeast TX --19-22  
51. 1907 -- June 07-08, storm, flash flood, Gradyville, KY -- 21  
52. 1935 -- May 30, downbursts and flash floods, CO -- 21  
53. 2015 -- Sep 14, flash flood; Hildale & Keyhole Canyon, Zion National Park, UT -- 21  
54. 1906 -- Dec 03, rain, Detroit Copper Mining Co. dam fails, flash flood, Clifton, AZ --18-20  
55. 1954 -- June 25-26, Hurricane Alice hits so. of Brownsville; flash flooding, Ozona, TX/19--20  
56. 1978 -- Feb 10-11, storm/flash floods, esp. Hidden Springs, Big Tujunga Canyon/13, CA-- ≥20  
57. 2010 -- June 11, flash flood kills campers, Ouachita Mts., Albert Pike Rec. Area, AR -- 20  
58. 2021 -- Aug 21; 15-17 inch rain/24-hrs., flooding, Humphreys County/Waverly, TN -- 20
59. 1843 -- Aug 05, cloudburst, flash flood, West, Southwest of Philadelphia, PA -- 19  
60. 1898 -- July 08, cloudburst, flash flood, Steelville and vicinity, MO -- 19  
61. 1942 -- July 17-18, downpour, flooding, North-Central PA/15 and Southern NY/3 -- 18  
62. 1972 -- May 11-12, downpour, flash flooding, New Braunfels and vicinity, TX -- 18  
63. 1830 -- July 26, flooding, esp. Middlebury/Missisquoi/White/Winooski rivers, esp. New Haven, VT-17  
64. 1908 -- Aug 27-28, cloudburst, flash flood, Folsom, NM -- 17  
65. 1995 -- May 05, hail storm and flash flood hits Dallas, TX -- 17  
66. 1817 -- Aug 08-9, downpour, flooding, Jones falls area, Baltimore, MD/6, York, PA/10-- 16  
67. 2016 -- May 26-June 2, flash flooding/flooding, esp. Fort Hood (June 2), TX -- 16  
68. 1932 -- Sep 30, flash flood, Tehachapi Creek Basin, Woodford, Kern County, CA -- ≥15  
69. 1998 -- Jan 5-7, flash flooding AL (2) AR (1) KY (1) LA (1) NC (2) SC (1) TN (7) -- 15  
70. 1903 -- July 02, cloudburst/flooding, Beeville, Mineral City, Normania, Pettus, TX --11-14

<sup>1277</sup> Dates relate to time-frame flood-related (and other) deaths occurred, not to the time-frame of the flood event.

<sup>1278</sup> High wind and falling trees accounted for 8 deaths, electrocution from downed wires for 6, lightning/1, injury/1.

<sup>1279</sup> Includes two lightning deaths and two crushing deaths when a building roof collapsed from weight of water.

<sup>1280</sup> Cross-listed in Structural Failure – Dams, Dikes and Levees.



71. 1971 -- Aug 01, thunderstorm and flooding, metropolitan Baltimore and vicinity, MD -- 14

**Flash Flooding – by Mortality (continued):**

72. 1869 -- Jan 31, dam failures/flood, Upper/Lower Kohanza/Flint, Danbury, CT<sup>1281</sup> --11-13  
73. 1888 -- Aug, cloudburst, flash flood, near Hot Springs, AR -- 13  
74. 1901 -- Sep 25, cloudburst, flash flood, prospectors drown, Presidio County, TX -- 13  
75. 1903 -- June 9, downpour, Chase Creek/San Francisco Riv. flash flood, Clifton, AZ<sup>1282</sup>--7-13  
76. 1938 -- Apr 07, cloudburst, flash flood, Whitestone, GA -- 13  
77. 1947 -- June 23, flash flooding, Cambridge to Orleans, NE -- 13  
78. 1954 -- Oct 06-7, “heaviest rains in years,” Pecos Valley flooding/flash flooding, NM -- 13  
79. 1972 -- June 19-22, flash flooding from Hurricane Agnes, VA<sup>1283</sup> -- 13  
80. 1977 -- Nov 06-07, heavy rain, flooding, esp. west Appalachian Mts., NC, TN, VA --12-13  
81. 1981 -- May 24, intense rain, flash flood, Austin, TX -- 13
82. 1888 -- Aug 22, remnant of Gulf Coast hurricane, flash flooding, MD -- 12  
83. 1892 -- July 25, cloudburst, flash flooding, Wheeling and vicinity, WV --10-12  
84. 1899 -- Apr 08, flash flooding, Yellowstone River, especially below Glendive, MT -- 12  
85. 1902 -- May 05, cloudburst, flash flood, Foss, OK -- 9-12  
86. 1949 -- June 17-18, flash flooding, Shenandoah & Potomac Rivers, VA/3, WV/9 --11-12  
87. 1973 -- May 27-28, severe thunderstorms; flash flooding, Western NC --11-12  
88. 1985 -- Aug 01, supercell thunderstorm and flash flooding, Cheyenne, WY -- 12  
89. 1998 -- Oct 04, flash flooding, Kansas City area (11) and south St. Joseph, MO (1) -- 12
90. 1873 -- Apr 19, train derailment due to washed-out bridge, Richmond Switch, RI<sup>1284</sup> -- 11  
91. 1879 -- June 12, cloudburst, flash flood, Beaver Creek, Deadwood, SD -- 11  
92. 1884 -- May 30, cloudburst, flash flood, cattle camp, Frenchman’s Creek, CO -- 11  
93. 1915 -- Oct 16, flash flooding, bridge fails, train derails, Randolph, KS<sup>1285</sup> -- 11  
94. 1960 -- Oct 28, torrential rains, flash flooding, south central TX, esp. Austin area, TX -- 11  
95. 1997 -- Aug 12, flash flood, Antelope Canyon, near Page, AZ -- 11  
96. 2008 -- June 04-12, heavy rain leading to flash flooding and flooding, Midwest -- 11
97. 1909 -- May 29, flash floods, Creek and Lincoln Counties, OK -- 10  
98. 1929 -- July 18, flash flood, bridge down, train wreck, Stratton, CO<sup>1286</sup> -- 10  
99. 1987 -- July 17, flash flood, church youth bus & van swept into river ~Comfort, TX<sup>1287</sup>-- 10  
100. 2017 -- July 16, flash flood, Verde River, Tonto National Forest, Phoenix north, AZ-- 10

---

<sup>1281</sup> Cross-listed in Structural Failures – Dams, Dikes, Levees.

<sup>1282</sup> These figures represent the varying reports on bodies recovered. News reports on the totality of lives thought to have been lost, mostly poor Mexican miner family members, range from 17 to 75, with many reporting 30-50.

<sup>1283</sup> A subset of 129 total U.S. fatalities attributed to Hurricane Agnes.

<sup>1284</sup> Cross-listed in Bridge Failures and in Rail

<sup>1285</sup> Cross-listed in Rail

<sup>1286</sup> Cross-listed under Structural Failures (Bridge), and under Rail

<sup>1287</sup> Cross-listed under Road/Highway Events -- Bus.

**Select Other (less than 10 fatalities)**

1985 -- Apr 27-28, thunderstorms, flash flooding, drownings (9), tornadoes (1), TX	--	9
2013 -- Sep 11-12, flooding, Front Range area in and near Boulder, CO	--	8
1964 -- July 30 pm, flash flood/bridge destroyed/car goes into Nazlini Wash near Chinle, AZ--		7
1965 -- June 11, heavy rain on heavy snowpack, flash flooding, Sheep Canyon area, UT	--	7
1965 -- July 24, heavy rain and flash flooding, Northeast TN, especially Clinchmore, TN	--	7
1961 -- Sep 17, thunderstorm, flash flooding, Zions Narrows/5; Glen Canyon/1, UT	--	6

**FLASH FLOODS -- Flooding Subset -- Deadliest American -- Chronological**

1. 1817 -- Aug 8-9, downpour, flooding, Jones falls area, Baltimore, MD/6, York, PA/10-- 16
2. 1830 -- July 26, flooding, esp. Middlebury/Missisquoi/White/Winooski rivers, esp. New Haven, VT-17
3. 1843 -- Aug 5, Cloudburst, Flash Flood, West, Southwest of Philadelphia, PA -- 19
4. 1869 -- Jan 31, Dam Failures/Flood, Upper/Lower Kohanza/Flint, Danbury, CT<sup>1288</sup> --11-13
5. 1873 -- Apr 19, Train Derailment, Washed-out Bridge, Richmond Switch, RI<sup>1289</sup> -- 11
6. 1874 -- May 16, Mill River Reservoir Dam fails, flash flood, Williamsburg, MA<sup>1290</sup>--138-139
7. 1874 -- July 26, Heavy Rain, Flooding, Allegheny/Pittsburgh, PA --100-220
8. 1876 -- July 04, Storm, Flash Flood, Dam Failure, Rockdale, IA --41-42
9. 1879 -- June 12, Cloudburst, Flash Flood, Beaver Creek, Deadwood, SD -- 11
  
10. 1882 -- Aug 23-24, Flooding, Concho Rivers, Ben Ficklin & vicinity, TX --65->100
11. 1884 -- May 30, Cloudburst, Flash flood, cattle camp, Frenchman's Creek, CO -- 11
12. 1886 -- May 12, Flash Flood, Shawnee Creek, especially Barr's Bottom, Xenia, OH -- 28
13. 1888 -- Aug, Cloudburst, Flash Flood, near Hot Springs, AR -- 13
14. 1888 -- Aug 22, Remnant of Gulf Coast Hurricane, Flash Flooding, MD -- 12
15. 1889 -- May 31, South Fork Dam Failure, Flash Flood, Fire Johnstown, PA<sup>1291</sup> --2,209
16. 1889 -- July 02, Flash Flood, Washout/Train Derailment, Fire, near Thaxton, VA<sup>1292</sup> -- 41
17. 1889 -- July 18, Flooding, Morristown, Rockport and Parkersburg vicinities, WV --19-23
  
18. 1892 -- June 05, downpour/mill dam failure/flood/fuel fire, Titusville, Oil City, PA --126-132
19. 1892 -- July 25, cloudburst, flash flooding, Wheeling and vicinity, WV --10-12
20. 1896 -- July 24, flash floods, Mt. Vernon, Bear and Clear Creek Canyons, CO --29-30
21. 1897 -- April 28, flash flood, Cottonwood River, Guthrie and vicinity, OK --28-50
22. 1898 -- April 3, levee fails, flash flood, Shawneetown, IL<sup>1293</sup> --25-33
23. 1898 -- July 08, cloudburst, flash flood, Steelville and vicinity, MO -- 19
24. 1899 -- Apr 08, flash Flooding, Yellowstone River, esp. below Glendive, MT -- 12
  
25. 1901 -- June 23, flooding, Elkhorn River, Pocahontas region, Burke, Keystone, WV -- 200
26. 1901 -- Sep 25, cloudburst, flash flood, prospectors drown, Presidio County, TX -- 13
27. 1902 -- May 05, cloudburst, flash flood, Foss, OK -- 9-12
28. 1903 -- June 06, flash & river flooding, Pacolet River, especially near Pacolet, SC -- 65
29. 1903 -- June 9, downpour, Chase Creek/San Francisco Riv. flash flood, Clifton, AZ<sup>1294</sup>--7-13
30. 1903 -- June 14, downpour, flash flood, Willow Creek, Heppner (and area), OR -- ~247

<sup>1288</sup> Cross-listed in Structural Failures – Dams, Dikes, Levees.

<sup>1289</sup> Cross-listed in Bridge Failures and in Rail

<sup>1290</sup> Cross-listed in Structural Failures -- Dams and Levees

<sup>1291</sup> Cross-listed in Structural Failures – Dams and Levees

<sup>1292</sup> Cross-listed in Rail.

<sup>1293</sup> Cross-listed in Structural Failures – Dams, Dikes and Levees.

<sup>1294</sup> These figures represent the varying reports on bodies recovered. News reports on the totality of lives thought to have been lost, mostly poor Mexican miner family members, range from 17 to 75, with many reporting 30-50.

- 31. 1903 -- July 2, cloudburst and flooding, Beeville, Mineral City, Normania, Pettus, TX--11-14
- 32. 1903 -- July 05, cloudburst, dam failure, flood, Oakford Park (~Pittsburgh), PA<sup>1295</sup> --20-23
- 33. 1907 -- June 07-08, storm, flash flood, Gradyville, KY -- 21
- 34. 1908 -- Aug 27-28, cloudburst, flash flood, Folsom, NM -- 17
- 35. 1909 -- May 29, flash floods, Creek and Lincoln counties, OK -- 10

**FLASH FLOODS -- Flooding Subset -- Deadliest American -- Chronological (continued)**

- 36. 1915 -- Apr 23, flash flood and drownings, Austin, TX -- 35
- 37. 1915 -- Aug 03, cloudburst, flash flood, drownings, Mill Creek, Erie, PA --29-45
- 38. 1915 -- Oct 16, flash flooding, bridge fails, train derails, Randolph, KS<sup>1296</sup> -- 11
- 39. 1916 -- Aug 02-03, cloudburst, Mill Dam fails, flash flood, ~New Tazewell, TN<sup>1297</sup> --27-38
- 40. 1916 -- Aug 09, flash floods, Cabin Creek, Coal River, Paint Creek, Mud River, WV--60-100
  
- 41. 1921 -- Sep 07, South TX hurricane rain leads to flash flood, San Antonio, TX -- 51
- 42. 1925 -- June 16, train derails, Rockport crossing, near Hackettstown, NJ<sup>1298</sup> -- 50
- 43. 1927 -- Nov 2-4, New England flooding, dam failures, MA/NH/CN/ME, esp. VT/84--107-109
- 44. 1929 -- July 18, flash flood, bridge down, train wreck, Stratton, CO<sup>1299</sup> -- 10
  
- 45. 1935 -- May 30, downbursts and flash floods, CO -- 21
- 46. 1932 -- Sep 30, flash flood, Tehachapi Creek Basin, Woodford, Kern County, CA -- ≥15
- 47. 1938 -- Feb 27-Mar 04, storm/flash flooding, esp. LA/62, Orange/45 counties, So. CA-- ≥146
- 48. 1938 -- Apr 07, cloudburst, flash flood, Whitestone, GA -- 13
- 49. 1938 -- June 19, flash flood, bridge fails, train crash, Miles City, MT<sup>1300</sup> --46-47
- 50. 1939 -- July 04-05, flash flooding, esp. Breathitt/52, Rowan/25, Lewis counties, NE KY-- 79
  
- 51. 1940 -- Aug 13-14, remnant rain/flash floods/slides/debris flows, mts of NC/34 TN/4 VA/5<sup>1301</sup>-- 43
- 52. 1942 -- July 17-18, downpour, flooding, North-Central PA/15 and Southern NY/3 -- 18
- 53. 1943 -- Aug 04, Little Kanawha Riv. basin flash flooding, central WV, esp. Braxton Co.-- 23
- 54. 1947 -- June 23, flash flooding and drownings, Cambridge to Orleans, NE -- 13
- 55. 1949 -- June 17-18, flash flooding, Shenandoah & Potomac Rivers, VA/3, WV/9 --11-12
  
- 56. 1950 -- May 08-09, downbursts and flash floods and flooding, Southeast Nebraska -- 23
- 57. 1950 -- June 24-25, heavy rain/flash flooding, esp. Smithsburg area (22).central WV --34-35
- 58. 1954 -- June 25-26, Hurricane Alice hits so. of Brownsville; flash flooding, Ozona, TX/19-20
- 59. 1954 -- Oct 06-07, "heaviest rains in years," Pecos Valley flooding/flash flooding, NM-- 13
  
- 60. 1960 -- Oct 28, torrential rains, flash flooding, south central TX, esp. Austin area, TX -- 11
- 61. 1961 -- July 19, downpour, flash flood, drownings, Charleston, WV -- 22
- 1961 -- Sep 17, thunderstorm, flash flooding, Zions Narrows/5; Glen Canyon/1, UT -- 6

---

<sup>1295</sup> Cross-listed in Structural Failures – Dams, Dikes and Levees.

<sup>1296</sup> Cross-listed in Rail

<sup>1297</sup> Cross-listed in Structural Failures – Dams, Dikes and Levees.

<sup>1298</sup> Cross-listed in Rail

<sup>1299</sup> Cross-listed under Structural Failures (Bridge), and under Rail

<sup>1300</sup> Cross-listed in Rail and in Structural Failures (Bridge/Trestles).

<sup>1301</sup> Cross-listed in Landslides.

- 1964 -- July 30 pm, flash flood/bridge destroyed/car goes into Nazlini Wash ~Chinle, AZ-- 7
62. 1965 -- June 11, intense rain west of Sanderson, flash-flood (dawn), Sanderson, TX -- 26
- 1965 -- June 11, heavy rain on heavy snowpack, flash flooding, Sheep Canyon area, UT-- 7
63. 1965 -- June 16-17, intense rain/flooding, South Platte & Arkansas River basins, CO/23, KS/2--25
- 1965 -- July 24, heavy rain and flash flooding, Northeast TN, especially Clinchmore, TN-- 7
64. 1966 -- Apr 24, 28-30, May 4, TX flash flooding, esp. northeast, esp. north Dallas, TX-- 25
65. 1969 -- July 04, thunderstorms/flooding, strong wind, esp. north-central OH (42 deaths)<sup>1302</sup>-- 26
66. 1969 -- Aug 19-20, Camille storm, flash flooding, mudslides, esp. Nelson Co., VA -- ~153

**FLASH FLOODS -- Flooding Subset – Deadliest American – Chronological (continued):**

67. 1970 -- Sep 04-06, heavy rain, flash flooding, Four Corners, AZ (26), CO, NM, UT (2)-- 28
68. 1971 -- Aug 01, thunderstorm and flooding, metropolitan Baltimore and vicinity, MD -- 14
69. 1972 -- May 11-12, downpour, flash flooding, New Braunfels and vicinity, TX -- 18
70. 1972 -- June 09-10, downpour/dam failure/flash flood, Black Hills, Rapid City, SD --236-238
71. 1972 -- June 19-22, flash flooding from Hurricane Agnes, VA<sup>1303</sup> -- 13
72. 1973 -- May 27-28, severe thunderstorms; flash flooding, Western NC --11-12
73. 1976 -- July 31, Big Thompson Canyon flash flood, CO -- 144
74. 1977 -- Sep 12/13, flash flood, “The Plaza Flood,” esp. Brush Creek, Kansas City, MO-- 25
75. 1977 -- Nov 06-07, heavy rain, flooding, esp. west Appalachian Mts., NC, TN, VA --12-13
76. 1977 -- Nov 06, heavy rain, Kelly Barnes dam failure, Toccoa falls Bible College, GA-- 39
77. 1978 -- Feb 10-11, storm/flash floods, esp. Hidden Springs, Big Tujunga Canyon/13, CA-- ≥20
78. 1978 -- Aug 02, flooding, flash-floods, Southeast TX -- 33
79. 1981 -- May 24, intense rain, flash flood, Austin, TX -- 13
- 1985 -- Apr 27-28, thunderstorms, flash flooding, drownings (9), tornadoes (1), TX -- 9
80. 1985 -- Aug 01, supercell thunderstorm and flash flooding, Cheyenne, WY -- 12
81. 1987 -- July 17, flash flood, church youth bus & van swept into river ~Comfort, TX<sup>1304</sup>-- 10
82. 1990 -- June 14, flash flood, Shadyside and vicinity, OH -- 26
83. 1994 -- Oct 16-20 and 22, flash flooding/flooding, esp. Southeast TX --19-22
84. 1995 -- May 05, thun-storm, flash flooding/roof collapse/lightning, Dallas area, TX<sup>1305</sup> --20-24
85. 1997 -- Aug 12, flash flood, Antelope Canyon, near Page, AZ -- 11
86. 1998 -- Jan 05-07, flash flooding, AL (2) AR (1) KY (1) LA (1) NC (2) SC (1) TN (7)-- 15
87. 1998 -- Oct 04, flash flooding, Kansas City area (11) and south St. Joseph, MO (1) -- 12
88. 1998 -- Oct 17-18, flash floods, Central TX -- 29
89. 2008 -- June 04-12, heavy rain leading to flash flooding and flooding, Midwest -- 11
90. 2010 -- June 11, flash flood kills campers, Ouachita Mts., Albert Pike Rec. Area, AR -- 20
- 2013 -- Sep 11-12, flooding, Front Range area in and near Boulder, CO -- 8
91. 2015 -- Sep 14, flash flood; Hildale & Keyhole Canyon, Zion National Park, UT -- 21

<sup>1302</sup> High wind and falling trees accounted for 8 deaths, electrocution from downed wires for 6, lightning/1, injury/1.

<sup>1303</sup> A subset of 129 total U.S. fatalities attributed to Hurricane Agnes.

<sup>1304</sup> Cross-listed under Road/Highway Events -- Bus.

<sup>1305</sup> Includes two lightning deaths and two crushing deaths when a building roof collapsed from weight of water.

92. 2015 -- Dec 26-28,<sup>1306</sup> flooding (31 drownings), AR (1); IL (9); MO (15); OK (7) -- 32  
 93. 2016 -- May 26-June 02, flash flooding/flooding, especially Fort Hood (June 2), TX -- 16  
 94. 2016 -- June 23-24, flash flooding, esp. Greenbrier (15) and Kanawha (6) Counties, WV-- 23  
 95. 2017 -- July 16, flash flood, Verde River, Tonto National Forest, Phoenix north, AZ -- 10

**FLASH FLOODS – Chronological (continued):**

96. 2021 -- Aug 21; 15-17 inch rain/24-hrs., flooding, Humphreys County/Waverly, TN -- 20  
 97. 2022 -- July 27-28 east KY downpour/flash flooding, esp. Knott/22 and Breathitt/11 counties--45  
 --36 drowning deaths  
 -- 9 other (e.g. recovery work accident; unavailability of medical aid)

---

<sup>1306</sup> Dates relate to time-frame flood-related (and other) deaths occurred, not to the time-frame of the flood event.

**FOG -- Contributing Factor -- Deadliest American -- By MORTALITY<sup>1307</sup>**

1. 1854 -- Sep 27, US Mail steamer *Arctic* hit by *Vesta*, fog, Cape Race, Newfoundland--315-350
2. 1977 -- Mar 27, KLM 4805 & Pan Am 1736 collide, fog, Tenerife Airport, Canary Isl.--~339
3. 1852 -- Aug 20, fog/steamers collide, *Atlantic* sinks, Lake Erie near Long Pt. Ont.--150~300
4. 1942 -- Aug 22, fog, convoy destroyer *Ingraham* sinks; had hit tanker *Chemung* off Nova Scotia-- ~218
5. 1901 -- Feb 22, *City of Rio de Janeiro* grounds/sinks, fog, Fort Point, SF Bay CA --127~140
6. 1943 -- Aug 19, *J.P. Henderson* and *J.H. Senior* collide/burn in fog off Nova Scotia-126-132  
-->59-63 US freighter *J. Pinckney Henderson*; >34-38 crew; 25 Navy armed guard  
-- 67-69 Panamanian-flag tanker *J. H. Senior* (40-41 Danish crew; 27-29 US AG)
7. 1907 -- July 21, liner *Columbia* hit by sch. *San Pedro*, fog, sinks ~Shelter Cove, no. CA--80-88
8. 1918 -- July 05, steamboat *Columbia* hits bank in fog, sinks, IL River, Pekin, IL --87-88
9. 1973 -- July 31, Delta Air #723 crash, seawall in fog, Logan, Boston, MA (Aviation) -- 89
10. 1974 -- Sep 11, Eastern Air Flight 212 crashes in fog, Charlotte, NC (in Aviation) -- 72
  
11. 1918 -- May 01, steamship *City of Athens* sinks in collision off Delaware Coast -- 67
12. 1956 -- July 25, *Andrea Doria* and *Stockholm* collide in fog off Nantucket Isl., MA<sup>1308</sup>-- 51
13. 1880 -- June 11, steamer *Narragansett* hit/burns/sinks in fog, off Saybrook CT --27-50
14. 1930 -- June 10, fog/collision/fire, *Fairfax*/oil tanker *Pinthis*/all 19, off Scituate, MA -- 50
15. 1951 -- Aug 24, United 615, crashes/fog, Decoto, SW of Oakland IAP, CA (Aviation)-- 50
16. 1865 -- Dec 26-27, fog, steamer *Constitution* grounds, Cape Lookout shoals, NC --30-48
17. 1944 -- Dec 31, fog, Southern Pacific mail-express hits passenger train, ~Bagley, UT -- 48
18. 1993 -- Sep 22, fog, barge hits bridge, Amtrak train derails into water/fire, ~Mobile, AL -- 47
19. 1921 -- Aug 06, coastal passenger steamer *Alaska* grounds, dense fog off Blunts Reef, CA-42
20. 1914 -- Jan 30, steamers *Monroe* & *Nantucket* collide in fog off Hog Island, VA -- 41
21. 1951 -- Apr 20, *Esso Greensboro* & *Esso Suez* collide full speed/dense fog, Gulf of Mexico-- 39  
--37 tanker *Esso Greensboro* ( 5 survivors)  
-- 2 tanker *Esso Suez* (47 survivors)
22. 1949 -- July 12, Standard Air 897 hits Mt. in fog on approach to Burbank, CA AP -- 35
23. 1968 -- Aug 10, plane crash in fog, Piedmont Air flight 230 Charleston, WV (Aviation)-- 35
24. 1950 -- Sep 11, train Spirit of St. Louis hits troop train in fog, Isleta, OH (in Rail) -- 33
25. 1968 -- Oct 25, approach crash in fog, Northeast Air 946, Moose Mt., NH (in Aviation)-- 32
26. 1854 -- Oct 02, S.S. *Yankee Blade* capsizes on reef in fog, near Pt. Arguello, CA --15-30
27. 1880 -- June 11, *Narragansett* & *Stonington* collide in fog off Saybrook, CT (maritime sec)--30

**FOG as Contributing Factor --Deadliest American -- By MORTALITY -- continued:**

28. 1907 -- Jan 19, trains collide in fog, Big Four Line, Fowler, IN (in Rail section) --23-29
29. 1962 -- Jan 28-Feb 2, dense fog, road accidents/pileups/train hits bus, Central Valley CA--28-29
30. 1953 -- Sep 16, American Air 723 hits two towers in fog, AP approach, Albany, NY --all 28
31. 1968 -- Dec 27, North Central Air 458 plane hits hangar in fog, O'Hare, IL (Aviation)-- 28
32. 1971 -- June 7, Allegheny Airlines approach crash in fog, New Haven, CT (Aviation) -- 28
33. 1916 -- Mar 29, three train collision in fog, near Amherst, OH (in Rail section) -- 27

<sup>1307</sup> Given that this category is fog as a contributing factor, all are cross-listed in a primary type – such as Aviation.

<sup>1308</sup> Cross-listed in Maritime. *Andrea Doria* was Italian liner; *Stockholm* was Swedish. Collision occurred in U.S. waters. 46 passengers died on the *Andrea Doria* and 5 sleeping crewmen died on the *Stockholm*.

34. 1907 -- Sep 15, freight and passenger trains collide in dense fog ~West Canaan, NH -- 25  
 35. 1958 -- Aug 15, Northeast Air 258 approach crash in fog, Nantucket, MA (Aviation) -- 25  
 36. 1962 -- Nov 30, approach crash in fog, Eastern Air Flight 512, Jamaica, NY (Aviation)-- 25  
 37. 1893 -- Nov 07, *Albany & Philadelphia* collide, fog, Lake Huron ~Pointe aux Barques, MI-- 24  
 38. 1945 -- Jan 10, plane crash in fog, American Air 6001, ~Burbank-Hollywood CA -- 24  
 39. 1888 -- Feb 05, British ship *Abercorn* grounds in fog, west off Aberdeen, WA --22-23  
 40. 1923 -- Sep 08, seven US Navy destroyers ground in fog, off Honda Point, CA -- 23  
     --20 USS *Young* -- 3 Flagship USS *Delphy*  
 41. 1950 -- Aug 25, hosp. ship *Benevolence* hit/sunk in fog, *M. Luckenbach* ~SF CA --18-23  
 42. 1960 -- Oct 29, fog, Arctic-Pacific takeoff crash, Toledo Express Airport, OH -- 22  
 43. 1913 -- Sep 02, trains collide, foggy weather, North Haven, CT (in Rail section) -- 21  
 44. 1946 -- Sep 05, plane crash/fire, Trans-Luxury Airlines charter, fog, near Elko, NV -- 21  
 45. 1917 -- Feb 27, trains collide in fog at night, Mount Union, PA (in Rail section) -- 20  
 46. 1918 -- Oct 03, train runs into passengers in fog, East Bedford, OH (in Rail section) -- 20  
 47. 1943 -- Nov 21, tanker *Altair* hit by tanker *Bostonian*, fog, off Cape Henlopen, DE -- 20  
 48. 1949 -- Jan 17, USAF B-29 crash, Argyllshire Mts. in fog, near Glasgow, Scotland -- 20

**FOG -- Contributing Factor -- By MORTALITY -- continued:**

49. 1903 -- Oct 19, steamer *South Portland* his rock in fog, near Cape Blanco, OR -- 19  
 50. 1910 -- May 23, fog, *Frank H. Goodyear* hit by *Wood*, sinks, Lake Huron ~Pt. Aux Barques MI--17-19  
 51. 1944 -- July 11, plane crash/fire, Westbrook Trailer Colony, S. Portland, ME (Aviation)-- 19  
 52. 1953 -- Oct 29, British Commonwealth Pacific Air 304 S.F. approach crash in fog ~Half Moon Bay, CA--19  
 53. 1964 -- Nov 26, tanker *Stolt Dagali* cut in half (19 lost) by liner *Shalom* off Point Pleasant, NJ<sup>1309</sup>-19  
  
 54. 1908 -- May 26, Boston schnr. *Fame* /UK steamer *Boston* collide, fog, Cashes Bank, ME -- 18  
 55. 1943 -- May 15, USAAF C-47 flies into fog-shrouded Gingercake Mountain, NC -- 18  
 56. 1958 -- Aug 07, fog, tankers *Gulfoil* (18) & *S.E. Graham* collide/burn off Bull Point, RI-- 18  
  
 57. 1865 -- Jun 08, fog, steamer *Admiral Dupont* hit/sunk by *Studacona* (UK), off Cape May, NJ--17  
 58. 1903 -- Oct 17, fog, work trains collide, Washington Crossing, near Trenton, NJ -- 17  
  
 59. 1807 -- July 11, schooner *Charles*, wrecks on reef, fog, west of Portland Light, ME -- 16  
 60. 1888 -- Aug 22, fog, steamers collide, *City of Chester* sinks, San Francisco Bay, CA --15-16  
 61. 1913 -- Jan 03, fog, *Julia Luckenbach* collision/sinks, ~Tangier Island, VA (Maritime) -- 16  
  
 62. 1914 -- Aug 26, fog, steamers collide, *Admiral Sampson* sinks, Puget Sound, off Point No Pt., WA--12-16  
 63. 1958 -- Feb 15, USAF C-47 transport plane crashes in fog on Mt. Vesuvius, Italy -- 16  
 64. 1969 -- Mar 20, approach crash/fog, Avion charter, New Orleans IAP, LA (Aviation) -- 16  
 65. 1971 -- Oct 21, Chicago & Southern Air 804 approach crash in fog, Peoria, IL -- 16  
 66. 1978 -- Oct 06, USN C-118 transport crashes into hill in fog near Santiago, Chile -- 16

---

<sup>1309</sup> While both vessels had radar, the primary radar on the *Shalom* was not working properly and the bridge officer did not order the secondary radar to be put online. The *Stolt Dagali* had an operational radar but it was not relied upon to track the *Shalom* after it had been first noticed on the radar eleven minutes prior to the collision. The *Stolt Dagali* was running at full speed despite the fact that the fog was so thick he later said he just “couldn’t see.” The *Shalom* was running regular speed despite fog and the lookout had taken a coffee break.



**FOG -- Contributing Factor -- By MORTALITY -- continued:**

67. 1847 -- Dec 20, steamer *Westwood* hits bank in fog, boilers explode, below New Orleans LA--12-15  
68. 1903 -- May 5, Gloucester, MA fishing sch. *Gloriana* grounds in fog, White Point, NS-- 15  
69. 1903 -- May 05, fog, steamer *Saginaw* sinks, liner *Hamilton* collis. Near Hog Island, VA-- 15  
70. 1925 -- June 28, Gloucester, MA schooner *Rex* sunk by liner in fog 200M E of N.S. -- 15  
71. 1961 -- Apr 18, USAF C47, circling takeoff climb, foggy weather crash, Mt Parker, Hong Kong-- 15
72. 1909 -- July 12, fog, SS *John B. Cowle* hit by *Scott*/sinks, Lake Superior off Whitefish Pt., MI-- 14  
73. 1945 -- Oct 31, US Navy transport plane crash, heavy fog, Rich Mt., ~Mena, AR -- 14  
74. 1945 -- July 28, B-25 Mitchell Bomber flies into Empire State Building in fog, NY -- 14
75. 1895 -- Mar 08, fog, steamer *Longfellow* hits C&O bridge pier/sinks, OH Riv., Cincinnati, OH-11-13  
76. 1912 -- July 14, two-train collision in fog, Western Springs, IL (also in Rail section) -- 13  
77. 1949 -- Jan 19, USCG *Eastwind* and SS *Gulfstream* collide in fog ~60M SE of Barnegat Light Vessel--13  
78. 1977 -- Dec 11, Brunswick NAS-based USN Orion crash, fog, Mt El Hierro, Canary Isl.-- 13
79. 1862 -- Aug 09, sch. *Oriole* sinks, hit by *Illinois* in fog, Lake Sup. off Pictured Rocks, MI-- 12  
80. 1898 -- Nov 18, PA train runs-down workmen, fog, Hackensack Meadows, NJ (rail) --11-12  
81. 1943 -- May 20, USAAF B-24 missed approach crash into natural gas tank, fog, Chicago IL--12  
82. 1943 -- July 05, USAAF B-24E crash in fog, Green Mt., San Miguel Island, CA (aviation)--12  
83. 1944 -- Apr 27, ships collide, freight *James H Reed* sinks, Lake Erie fog, off Ashtabula, OH-- 12  
84. 1990 -- Dec 11, fog, multiple-vehicle collisions, I-75 near Calhoun, TN (Road sec.) -- 12
85. 1891 -- Aug 06, trains collide, fog, West Shore Railroad, "Dutcher's Cut" NY (Rail) -- 11  
86. 1925 -- Mar 22, trains collide in dense fog, Ricohoc, LA (cross-listed in Rail section) -- 11  
87. 1927 -- Oct 29, fishing sch. *Avalon* hit by steamer in fog, sinks off Highland Light, Cape Cod MA-- 11  
88. 1954 -- May 31, USAF C47 (MN ANG) AP approach crash, gravel pit/heavy fog, Duluth IAP, MN-11  
89. 1960 -- July 19, USN destroyers *Collett & Ammen* collide, fog, ~Newport Beach, CA -- 11  
90. 1997 -- Nov 16, highway collision in fog, van and semi, Mendota, CA (Road section) -- 11
91. 1925 -- Nov 12, trains collide in fog near Monmouth Junction, NJ (also Rail section) -- 10  
92. 1929 -- Oct 31, fog, steamers collide, *Senator* sinks, Lake MI, off Port Washington, WI-- 7-10  
93. 1930 -- Sep 01, WA sch. *Orient* collides with *Admiral Nelson*, near Vancouver Isl., BC-- 10  
94. 1948 -- Mar 18, USAF B-29 landing crash in dense fog, MacDill Field, Tampa, FL -- 10  
95. 1955 -- June 10, USAF B29 Superfortress flies into Mt. Teckberg in fog ~Owen Germany--10  
96. 1964 -- Nov 17, USN P-3A Orion landing crash, fog, USN Base, Argentia, Newfoundland--10  
97. 1965 -- May 07, ships collide, fog,, *Cedarville* sinks, Lake Huron, Mackinac Straits, MI-- 10  
98. 1972 -- Dec 20, planes collide/fog, North Central & Delta, O'Hare, Chicago IL (Avn.)-- 10  
99. 2002 -- Oct 11, fog, multi vehicle pileup, I-43, near Cedar Grove, WI (Road section) -- 10

**Sampling of Fog-Related Events Causing 6-8 Fatalities:**

- 1990 -- Dec 3, fog, runway collision/fire, Northwest 1482 & 299, DTW AP, Romulus, MI-- 8  
2023 -- Oct 24, pileup of 168 vehicles in fog/smoke, I-55 outside New Orleans, LA -- 8

1948 -- Mar 27, car turns in front of truck, collide in heavy fog, near Kalamazoo, MI -- 6  
1969 -- Nov 29, multiple vehicles collide in fog, fires, NJ Turnpike no. of Swedesboro, NJ--6

**FOG -- Contributing Factor -- Deadliest American -- Chronological**

1. 1807 -- July 11, Schooner *Charles*, Wrecks on Reef, fog, west of Portland Light, ME<sup>1310</sup>-- 16
2. 1847 -- Dec 20, steamer *Westwood* hits bank in fog, boilers explode, below New Orleans LA--12-15
3. 1852 -- Aug 20, fog/steamers collide, *Atlantic* sinks, Lake Erie near Long Pt. Ont.--150~300
4. 1854 -- Sep 27, US Mail Steamship *Arctic* hit by *Vesta* in Fog, off Cape Race<sup>1311</sup> --318-562
5. 1854 -- Oct 02 S.S. *Yankee Blade* Capsizes on Reef in Fog, near Pt. Arguello, CA<sup>1312</sup> --15-30
6. 1862 -- Aug 09, sch. *Oriole* sinks, hit by *Illinois* in fog, Lake Sup. off Pictured Rocks, MI-12
7. 1865 -- Dec 26-27, Fog, Steamer *Constitution* Grounds, Cape Lookout shoals, NC<sup>1313</sup> --30-48
8. 1880 -- Jun 11, steamer *Narragansett* hit/burns/sinks, fog, off Saybrook CT (Maritime)- 27-50
9. 1880 -- Jun 11, *Narragansett/Stonington* collide in fog with off Saybrook, CT (Maritime)--30
10. 1888 -- Feb 05, British ship *Abercorn* grounds in fog, west off Aberdeen, WA --22-23
11. 1888 -- Aug 22, fog, steamers collide, *City of Chester* sinks, San Francisco Bay, CA --15-16
12. 1891 -- Aug 06, Trains Collide, Fog, West Shore Railroad, "Dutcher's Cut" NY (Rail)-- 11
13. 1893 -- Nov 07, *Albany & Philadelphia* collide, fog, Lake Huron ~Pointe aux Barques, MI-- 24
14. 1895 -- Mar 08, fog, steamer *Longfellow* hits C&O bridge pier/sinks, OH Riv., Cincinnati, OH-11-13
15. 1898 -- Nov 18, PA Train runs-down workmen, fog, Hackensack Meadows, NJ (Rail)--11-12
16. 1901 -- Feb 22, *City of Rio de Janeiro* grounds/sinks, fog, Fort Point, SF Bay CA<sup>1314</sup> -27~140
17. 1903 -- May 05, fog, Gloucester, MA fishing sch. *Gloriana* grounds, White Point, N.S.-- 15
18. 1903 -- May 05, fog, steamer *Saginaw* sinks, liner *Hamilton* collis. ~Hog Island, VA<sup>1315</sup>-- 15
19. 1903 -- Oct 17, fog, work trains collide, Washington Crossing, near Trenton, NJ (Rail)-- 17
20. 1903 -- Oct 19, steamer *South Portland* grounds in fog, Cape Blanco, OR (Maritime) -- 19
21. 1907 -- Jan 19, trains collide in fog, Big Four Line, Fowler, IN (Rail section) --23-29
22. 1907 -- July 21, liner *Columbia* hit by sch. *San Pedro*, fog, sinks ~Shelter Cove, no. CA--80-88
23. 1908 -- May 26, Boston sch. *Fame* / UK steamer *Boston* collide, fog, Cashes Bank<sup>1316</sup>-- 18
24. 1909 -- July 12, fog, SS *John B. Cowle* hit by *Scott*/sinks, Lake Superior off Whitefish Pt., MI<sup>1317</sup>--14
25. 1910 -- May 23, fog, *Frank H. Goodyear* hit by *Wood*, sinks, Lake Huron ~Pt. Aux Barques MI--17-19
26. 1912 -- July 14, two-train collision in fog, Western Springs, IL (cross-listed in Rail) -- 13
27. 1913 -- Jan 3, fog, *Julia Luckenbach* collision/sinks, ~Tangier Island, VA (Maritime) -- 16
28. 1913 -- Sep 02, trains collide in foggy weather, North Haven, CT (Rail section) -- 21
29. 1914 -- Jan 30, steamers *Monroe & Nantucket* collide in fog off Hog Island, VA<sup>1318</sup> -- 41

---

<sup>1310</sup> Cross-listed in Maritime.

<sup>1311</sup> Cross listed in Maritime.

<sup>1312</sup> Cross listed in Maritime.

<sup>1313</sup> Cross-listed in Maritime.

<sup>1314</sup> Cross listed in Maritime.

<sup>1315</sup> Cross-listed in Maritime.

<sup>1316</sup> Cross listed in Maritime.

<sup>1317</sup> Cross-listed in Maritime.

<sup>1318</sup> Cross-listed in Maritime.

30. 1914 -- Aug 26, fog, steamers collide, *Admiral Sampson* sinks, Puget Sound, off Point No Pt., WA--12-16  
 31. 1916 -- Mar 29, three-train collision in fog, near Amherst, OH (Rail section) -- 27  
 32. 1917 -- Feb 27, trains collide in fog at night, Mount Union, PA (Rail section) -- 20  
 33. 1918 -- May 1, steamship *City of Athens* sinks in collision off coast of DE [Maritime] -- 67  
 34. 1918 -- July 05, steamboat *Columbia* hits bank in fog, sinks, IL River, Pekin, IL<sup>1319</sup> --87-88  
 35. 1918 -- Oct 03, train runs into passengers in fog, East Bedford, OH (Rail section) -- 20

**FOG -- Contributing Factor -- Deadliest American -- Chronological -- continued:**

36. 1921 -- Aug 06, coastal passenger steamer *Alaska* grounds, dense fog off Blunts Reef, CA-42  
 37. 1923 -- Sep 08, seven US Navy destroyers ground in fog, off Honda Point, CA -- 23  
 --20 USS *Young* -- 3 Flagship USS *Delphy*  
 38. 1925 -- Mar 22, trains collide in dense fog, Ricohoc, LA (Rail section) -- 11  
 39. 1925 -- Jun 28, Gloucester, MA schooner *Rex* sunk by Liner in fog 200M E of N.S.<sup>1320</sup>-- 15  
 40. 1925 -- Nov 12, trains collide in fog near Monmouth Junction, NJ (Rail section) -- 10  
 41. 1927 -- Oct 29, fog, *President Wilson*, hits Gloucester fisher *Avalon* ~Cape Cod MA<sup>1321</sup>-- 20  
 42. 1929 -- Oct 31, fog, steamers collide, *Senator* sinks, Lake MI, off Port Washington, WI--7-10  
  
 43. 1930 -- June 10, fog/collision/fire, *Fairfax* & oil tanker *Pinthis*/all 19, off Scituate MA<sup>1322</sup>--50  
 44. 1930 -- Sep 01, WA schnr. *Orient* collides with *Admiral Nelson*, ~Vancouver Isl., BC<sup>1323</sup>--10  
  
 45. 1943 -- May 15, USAAF C-47 flies into fog-shrouded Gingercake Mountain, NC -- 18  
 46. 1943 -- May 20, USAAF B-24 missed approach crash into natural gas tank, fog, Chicago IL--12  
 47. 1943 -- Nov 21, tanker *Altair* hit by tanker *Bostonian*, Fog, off Cape Henlopen, DE<sup>1324</sup>-- 20  
 48. 1944 -- Apr 27, ships collide, freighter *James H Reed* sinks, Lake Erie fog, off Ashtabula, OH--12  
 49. 1944 -- July 11, plane crash/fire, Westbrook Trailer Colony, S. Portland, ME (Aviation)-- 19  
 50. 1944 -- Dec 31, fog, Southern Pacific mail-express hits passenger train, ~Bagley, UT<sup>1325</sup>-- 48  
 51. 1945 -- Jan 10, plane crash in fog, American Air 6001, near Burbank-Hollywood CA<sup>1326</sup>-- 24  
 52. 1945 -- July 28, B-25 Mitchell bomber flies into Empire State Building in fog, NYC<sup>1327</sup>-- 14  
 53. 1945 -- Oct 31, US Navy transport plane crash, heavy fog, Rich Mt., ~Mena, AR<sup>1328</sup> -- 14  
 54. 1946 -- Sep 05, Trans-Luxury Airlines charter plane crash/fire, fog, near Elko, NV<sup>1329</sup>-- 21  
 55. 1948 -- Mar 18, USAF B-29 landing crash in dense fog, MacDill Field, Tampa, FL -- 10  
 1948 -- Mar 27, car turns in front of truck, collide in heavy fog, near Kalamazoo, MI -- 6  
 56. 1949 -- Jan 17, USAF B-29 crash, Argyllshire Mts. in fog, near Glasgow, Scotland<sup>1330</sup>-- 20  
 57. 1949 -- Jan 19, USCG *Eastwind* and SS *Gulfstream* collide in fog ~60M SE of Barnegat Light Vessel--13

---

<sup>1319</sup> Cross listed in Maritime.

<sup>1320</sup> Cross-listed in Maritime.

<sup>1321</sup> Cross-listed in Maritime.

<sup>1322</sup> Cross-listed in Maritime.

<sup>1323</sup> Cross listed in Maritime.

<sup>1324</sup> Cross-listed in Maritime.

<sup>1325</sup> Cross-listed in Rail.

<sup>1326</sup> Cross-listed in Aviation.

<sup>1327</sup> Cross listed in Aviation.

<sup>1328</sup> Cross listed in Aviation.

<sup>1329</sup> Cross-listed in Aviation.

<sup>1330</sup> Cross-listed in Aviation.

58. 1949 -- July 12, Standard Air 897 hits mt., fog, approach to Burbank CA AP (Aviation)-- 35

**FOG -- Contributing Factor -- Deadliest American -- Chronological -- continued:**

59. 1950 -- Aug 25, hospital ship *Benevolence* hit/sunk/fog, *M. Luckenbach* ~SF CA<sup>1331</sup> --18-23  
60. 1950 -- Sep 11, train Spirit of St. Louis gits troop train, fog, Isleta, OH (Rail section) -- 33  
61. 1951 -- Apr 20, *Esso Greensboro/Esso Suez* collide in fog, Gulf of Mexico (Maritime) -- 39  
62. 1951 -- Aug 24, United 615, crashes/fog, Decoto, SW of Oakland IAP, CA (Aviation)-- 50  
63. 1953 -- Sep 16, American Air 723 hits two towers in fog, AP approach, Albany, NY --all 28  
64. 1953 -- Oct 29, British Commonwealth Pacific Air 304 S.F. approach crash in fog ~Half Moon Bay, CA--19  
65. 1954 -- May 31, USAF C47 (MN ANG) AP approach crash, gravel pit/heavy fog, Duluth IAP, MN-11  
66. 1955 -- June 10, USAF B29 Superfortress flies into Mt. Teckberg in fog ~Owen Germany--10  
67. 1956 -- July 25, *Andrea Doria* and *Stockholm* collide, fog off Nantucket Isl., MA<sup>1332</sup> -- 51  
68. 1958 -- Feb 15, USAF C-47 transport plane crashes in fog on Mt. Vesuvius, Italy<sup>1333</sup> -- 16  
69. 1958 -- Aug 07, fog, tankers *Gulfoil* (18) & *S.E. Graham* collide/burn off Bull Point, RI-- 18  
70. 1958 -- Aug 15, Northeast Air 258 approach crash in fog, Nantucket, MA (Aviation) -- 25
71. 1960 -- July 19, USN destroyers *Collett* & *Ammen* collide, fog, ~Newport Beach, CA -- 11  
72. 1960 -- Oct 29, Fog, Arctic-Pacific takeoff plane crash, Toledo Express Airport, OH -- 22  
73. 1961 -- Apr 18, USAF C47, circling takeoff climb, foggy weather crash, Mt Parker, Hong Kong-- 15  
74. 1962 -- Jan 28-Feb 2, dense fog, traffic accidents/pileups/train hits bus, Central Valley CA--28-29  
75. 1962 -- Nov 30, Eastern Air Flight 512 approach crash/fog, Jamaica, NY (Aviation) -- 25  
76. 1964 -- Nov 17, USN P-3A Orion landing crash in fog, USN Base, Argentia NFL -- 10  
77. 1965 -- May 07, ships collide, fog,, *Cedarville* sinks, Lake Huron, Mackinac Straits, MI-- 10  
78. 1968 -- Aug 10, Piedmont Air Flight 230 plane crash/fog, Charleston, WV (Aviation) -- 35  
79. 1968 -- Oct 25, Northeast Air 946 approach crash/fog, Moose Mt., NH (Aviation) -- 32  
80. 1968 -- Dec 27, North Central Air 458 hits hangar in fog, O'Hare, IL (Aviation) -- 28  
81. 1969 -- Mar 20, Avion Charter approach crash/fog, New Orleans IAP, LA (Aviation) -- 16  
1969 -- Nov 29, multiple vehicles collide in fog, fires, NJ Turnpike no. of Swedesboro, NJ--6
82. 1971 -- June 07, Allegheny Airlines approach crash/fog, New Haven, CT (Aviation) -- 28  
83. 1971 -- Oct 21, Chicago & Southern Air 804 approach crash in fog, Peoria, IL (Aviation)--16  
84. 1972 -- Dec 20, North Central & Delta planes collide in fog, O'Hare, Chicago, IL -- 10  
85. 1973 -- July 31, Delta Air #723 crash into seawall in fog, Logan, Boston, MA (Aviation)-- 89  
86. 1974 -- Sep 11, Eastern Air Flight 212 crashes in fog, Charlotte, NC (Aviation) -- 72  
87. 1977 -- Dec 11, Brunswick NAS-based USN Orion crash, fog, Mt El Hierro, Canary Isl.-- 13  
88. 1978 -- Oct 06, USN C-118 transport plane crash into hill in fog near Santiago, Chile -- 16
- 1990 -- Dec 3, fog, runway collision/fire, Northwest 1482 & 299, DTW AP, Romulus, MI-- 8  
89. 1990 -- Dec 11, fog, multiple-vehicle collisions, I-75 near Calhoun, TN (Road section)-- 12  
90. 1993 -- Sep 22, fog, barge hits bridge, Amtrak train derailed into water/fire, ~Mobile, AL<sup>1334</sup>-- 47

---

<sup>1331</sup> Cross-listed in Maritime.

<sup>1332</sup> Cross-listed in Maritime. *Andrea Doria* was Italian liner; *Stockholm* was Swedish. Included because collision occurred in U.S. waters. 46 passengers died on the *Andrea Doria* and 5 sleeping crewmen died on the *Stockholm*.

<sup>1333</sup> Cross-listed in Aviation.

<sup>1334</sup> Cross-listed in Maritime and in Rail.

91. 1997 -- Nov 16, highway collision in fog, van and semi, Mendota, CA (Road section) -- 11
- 2023 -- Oct 24, pileup of 168 vehicles in fog/smoke, I-55 outside New Orleans, LA -- 8

### **HAIL** – Deadliest American – **By Mortality**

1. 1977 -- Apr 04, hailstorm, plane crash, Southern Airways Flight #242, Hope, GA<sup>1335</sup> -- 72
2. 1784 -- May 08, Hail Storm, Winnsboro, SC -- 3
3. 1742 -- June 10, Hail, Amwell Township, NJ -- 1
4. 1863 -- Sep 11, Hail, St. Charles County, MO -- 1
5. 1895 -- July 26, Hailstorm, near Djurberg School, Barnes County, SD -- 1
6. 1909 -- May 17, Hail, near Uvalde, TX -- 1
7. 1930 or 1939 -- May 30, Hail Storm, Farmer Killed, Northwest of Lubbock, TX -- 1
8. 1931 -- May 10, Hail, Windsor, NC -- 1
9. 1979 -- July 30, Hailstorm, 3-month girl hit in head, dies Aug 7, Fort Collins, CO -- 1
10. 2000 -- March 29, Hailstorm, man hit in head by softball-sized hail, Fort Worth, TX -- 1

### **HAIL** – Deadliest American – **Chronological**

1. 1742 -- June 10, Hail, Amwell, NJ -- 1
2. 1784 -- May 08, Hail Storm, Winnsboro, SC -- 3
3. 1863 -- Sep 11, Hail, St. Charles County, MO -- 1
4. 1895 -- July 26, Hailstorm, near Djurberg School, Barnes County, SD -- 1
5. 1909 -- May 17, Hail, near Uvalde, TX -- 1
6. 1930 or 1939 -- May 30, Hail Storm, Farmer Killed, Northwest of Lubbock, TX -- 1
7. 1931 -- May 10, Hail, Windsor, NC -- 1
8. 1977 -- Apr 04, Hailstorm, Plane Crash, Southern Airways Flight #242, Hope, GA<sup>1336</sup> -- 72
9. 1979 -- July 30, Hailstorm, 3-month girl hit in head, dies Aug 7, Fort Collins, CO -- 1
10. 2000 -- March 29, Hailstorm, man hit in head by softball-sized hail, Fort Worth, TX -- 1

---

<sup>1335</sup> Cross-listed in Aviation. According to NTSB report “The loss of thrust was caused by the ingestion of massive amounts of water and hail which in combination with thrust level movement induced severe stalling in and major damage to the engine...”

<sup>1336</sup> Cross-listed in Aviation. According to NTSB report “The loss of thrust was caused by the ingestion of massive amounts of water and hail which in combination with thrust level movement induced severe stalling in and major damage to the engine...”

## HAZARDOUS MATERIALS Transportation Incidents – By MORTALITY

1. 1947 -- Apr 16-17, ammonium nitrate explosion, *Grandcamp*, Texas City, TX<sup>1337</sup> --581-600
2. 1944 -- July 17, munitions ships explode while loading, Port Chicago, CA<sup>1338</sup> --320-325
3. 1863 -- Aug 19, steamer *City of Madison* ammunition explosion, Vicksburg, MS<sup>1339</sup>--63-156
4. 1913 -- Mar 07, harbor/ship (*Alum Chine*) dynamite explosion, Baltimore, MD<sup>1340</sup> -- 55
5. 1915 -- Sep 27, rail tank car gasoline explosion, Ardmore, OK (cross-listed in explosions) --40-44
6. 1907 -- Jan 19, train car explosion (powder), Big Four Railroad, Sandford, IN<sup>1341</sup> --29-34
7. 1950 -- May 25, Green Hornet Trolley and gasoline tank truck collide, Chicago IL<sup>1342</sup> -- 34
8. 1893 -- Jan 21, express train collides into oil cars/fire/explosion, Wann, ~Alton, IL<sup>1343</sup>-- 33
9. 1902 -- May 12, explosion, freight train oil and naphtha cars, Sheraden, PA<sup>1344</sup> --20-29
10. 1926 -- Apr 11, tanker *Gulf of Venezuela* explosion, Port Arthur, TX (Maritime cross-listed)-26
  
11. 1904 -- Feb 19, trains collide, dynamite explodes, Jackson Station, NV<sup>1345</sup> -- 24
12. 1905 -- May 11, trains collide, blasting powder explosion, fire, S. Harrisburg, PA<sup>1346</sup> -- 23
13. 1959 -- June 28, train derails on river trestle, LPG-tank rupture/flash-fire, ~Meldrim, GA--23
14. 1956 -- Jan 17, Tanker *SS Salem Maritime* Gasoline Explosion/Fire, Lake Charles, LA<sup>1347</sup>-21
15. 1941 -- Mar 24, Oil Tanker *Cities Service Denver* explosion/fire, off NC/SC coast<sup>1348</sup> --19-20
16. 1881 -- Dec 26, Steamer *West Point* gasoline fumes explos., York Ri., West Point, VA<sup>1349</sup>-19
17. 1947 -- Aug 05, Worker/Gasoline Trucks Collide and Burn, near Waxahachie, TX<sup>1350</sup> -- 19
18. 1932 -- Feb 04, explosion, Sun Oil tanker *Bidwell* while cleaning, Marcus Hook, PA<sup>1351</sup>-- 18
19. 1903 -- Mar 09, Train Wreck/Fire, delayed Oil/Gasoline Tanker Explos., Olean, NY<sup>1352</sup>-- 17
20. 1833 -- May 19, St. *Lioness* Fire/Gunpowder Explos., Red River, Montgomery, LA<sup>1353</sup>-14-16
21. 1892 -- Jun 13, Mil. Munitions Explos., USS *Boston*, Mare Island Navy Yard, CA<sup>1354</sup>-- 14-16
22. 1944 -- Oct 21, Vapor Explos./Fire, USN LSMs 211/212, Berth 223, LA Harbor, CA<sup>1355</sup>-- 16
23. 1975 -- Apr 29, Surtigas, S.A. LP Gas tank truck wreck, 277, near Eagle Pass, TX<sup>1356</sup> -- 16
24. 1978 -- Feb 24, train derails Feb 22, LPG tank car leaks/explodes 24<sup>th</sup>, Waverly, TN -- 16
25. 1959 -- Aug 07, Bldg. Fire leads to parked truck Dynamite Explosion, Roseburg, OR<sup>1357</sup>-- 14

---

<sup>1337</sup> Cross-listed in Explosions, in Fire, and in Maritime.

<sup>1338</sup> Cross-listed under Explosions and in Maritime.

<sup>1339</sup> Cross-listed in Maritime.

<sup>1340</sup> Cross-listed in Explosions and in Maritime.

<sup>1341</sup> Cross-listed in Explosions and in Rail.

<sup>1342</sup> Cross-listed in Rail.

<sup>1343</sup> Cross-listed in Rail.

<sup>1344</sup> Cross-listed in Explosions and in Rail.

<sup>1345</sup> Cross-listed in Explosions and in Rail.

<sup>1346</sup> Cross-listed in Explosions and in Rail.

<sup>1347</sup> Cross-listed in Explosions and Maritime.

<sup>1348</sup> Cross-listed in Maritime. The cause of the explosion was undetermined.

<sup>1349</sup> Cross-listed in Maritime.

<sup>1350</sup> Cross-listed in Road and Highway Incidents.

<sup>1351</sup> Cross-listed in Maritime.

<sup>1352</sup> Cross-listed in Explosions and in Rail.

<sup>1353</sup> Cross-listed in Maritime.

<sup>1354</sup> Cross-listed in Explosions and in Maritime.

<sup>1355</sup> Cross-listed in Explosions and in Maritime.

<sup>1356</sup> Cross-listed in Road/Highway Incidents.

<sup>1357</sup> Cross-listed in Explosions.



## HAZARDOUS MATERIALS Transportation Incidents – By MORTALITY

26. 1960 -- Mar 01, train and oil tank truck collision and fire, Bakersfield, CA<sup>1358</sup> -- 14
27. 1891 -- May 19, dynamite explosion, construction train, near Tarrytown, NY<sup>1359</sup> -- 13
28. 1916 -- Jan 04, gas fumes explosion, oil tanker *Aztec Norge*, Erie Basin dock, NY<sup>1360</sup> -- 13
29. 1973 -- July 05, LP gas RR tank car fire & explosion, Doxel Gas Co., Kingman, AZ<sup>1361</sup> -- 13
30. 1974 -- Apr 09, explosions, oil tanker *S.S. Elias*, Delaware River, Fort Mifflin, PA<sup>1362</sup> -- 13
31. 1942 -- Oct 03, gasoline tanker, wagon, bus collide, explosion ~Lumberton, NC<sup>1363</sup> --11-12
32. 1947 -- Jun 22, tankship *Markay* petrol. products loading vapor explosion, LA CA<sup>1364</sup> --10-12
33. 1990 -- Dec 11, fog, multiple-vehicle collisions, I-75 near Calhoun, TN<sup>1365</sup> -- 12
34. 1959 -- June 2, tractor trailer hits stopped propane gas truck, fire, explos. ~Deer Lake, PA--11
35. 1944 -- Nov 21, car/truck collision, butane gas tank truck explosion, Denison, TX<sup>1366</sup> -- 10
36. 1945 -- Jan 02, fire & explosion, Sun Oil tanker *Sunoco*, off Sandy Hook, NJ<sup>1367</sup> -- 10
37. 1957 -- Jan 29, vapor explosion, tanker SS *Jeanny*, shipyard, Alameda, CA<sup>1368</sup> -- 10
38. 1957 -- Mar 6, Navy tanker *Mission San Francisco & Elna II* collis./explo., Del Ri., DE<sup>1369</sup>-10

### Other:

1. 1919 -- Jan 26, nitroglycerin explodes, wagon going through town of Big Heart, OK<sup>1370</sup>-- 8-9
2. 1988 -- Dec 23, propane tanker hits wall explodes; parts hit house, cars, Memphis, TN<sup>1371</sup>-- 9
3. 2005 -- Jan 06, train wreck and chlorine release, Graniteville, SC -- 9
  
4. 1978 -- Feb 26, chlorine release when train derailed (no train deaths), Youngstown, FL -- 8
5. 1981 -- Nov 14, hazardous material tanker sideswipes truck, explodes ~Canon City, CO-- 8
6. 1977 -- Sep 24, gasoline tank truck collision, St. Ft. 11, Beattyville, KY (also in Roads)-- 7
7. 1982 -- Apr 07, HazMat gasoline truck collision, Caldecott Tunnel, Oakland CA -- 7
  
8. 1971 -- Apr 02, chemicals transferring from truck to a tank react, fumes, Berwick, ME-- 6
9. 1971 -- June 04, car hits semi-trailer carrying dynamite, fire, explosion, near Waco, GA-- 6
10. 1976 -- May 11, HazMat (ammonia) truck hits I-610 ramp, falls onto Freeway, Houston, TX--6
  
11. 1986 -- Jan 4, UF6 (uranium hexafluoride) cylinder rupture, Sequoyah Fuels Corp, OK-- 1

---

<sup>1358</sup> Cross-listed in Road and Highway incidents and in Rail.

<sup>1359</sup> Cross-listed in Explosions and in Rail.

<sup>1360</sup> Cross-listed in Maritime.

<sup>1361</sup> Cross-listed in Explosions and in Rail.

<sup>1362</sup> Cross-listed in Maritime.

<sup>1363</sup> Cross-listed in Road and Highway incidents.

<sup>1364</sup> Cross-listed in Explosions and in Maritime.

<sup>1365</sup> Cross-listed in Fog as a contributing factor, and in Road and Highway incidents.

<sup>1366</sup> Cross-listed in Explosions and in Road and Highway incidents.

<sup>1367</sup> Cross-listed in Maritime.

<sup>1368</sup> Cross-listed in Explosions and in Maritime.

<sup>1369</sup> Cross-listed in Maritime.

<sup>1370</sup> Cross-listed in Explosions and in Road/Highway.

<sup>1371</sup> Cross-listed in Explosions and in Road/Highway/Vehicular Events.

## HAZARDOUS MATERIALS Transportation Incidents – CHRONOLOGICAL

1. 1833 -- May 19, St. *Lioness* fire/gunpowder explosion, Red River, Montgomery LA<sup>1372</sup>-14-16
2. 1863 -- Aug 19, steamer *City of Madison* ammunition explosion, Vicksburg, MS<sup>1373</sup> --50-163
3. 1881 -- Dec 26, steamer *West Point* gasoline fumes explos., York Ri., West Point, VA<sup>1374</sup>-19
4. 1891 -- May 19, dynamite explosion, construction train, near Tarrytown, NY<sup>1375</sup> -- 13
5. 1892 -- June 13, munitions explosion, USS *Boston*, Mare Island Navy Yard, CA<sup>1376</sup> --14-16
6. 1893 -- Jan 21, express train collides into oil cars/fire/explosion, Wann, ~Alton, IL<sup>1377</sup>-- 33
  
7. 1902 -- May 12, explosion, freight train oil and naphtha cars, Sheraden, PA<sup>1378</sup> --20-29
8. 1903 -- Mar 09, train wreck/fire, delayed oil/gasoline tanker explosion, Olean, NY<sup>1379</sup>-- 17
9. 1904 -- Feb 19, trains collide, dynamite explodes, Jackson Station, NV<sup>1380</sup> -- 24
10. 1905 -- May 11, trains collide, blasting powder explosion, fire, S. Harrisburg PA<sup>1381</sup> -- 23
11. 1907 -- Jan 19, train car explosion (blasting powder), Big Four Railroad, Sandford, IN-29-34
  
12. 1913 -- Mar 07, harbor/ship (*Alum Chine*) dynamite explosion, Baltimore, MD<sup>1382</sup> -- 55
13. 1915 -- Sep 27, rail tank car gasoline explosion, Ardmore, OK<sup>1383</sup> --40-44
14. 1916 -- Jan 04, gas fumes explosion, oil tanker *Aztec Norge*, Erie Basin dock, NY<sup>1384</sup> -- 13
- 1919 -- Jan 26, nitroglycerin explodes, wagon going through town of Big Heart, OK<sup>1385</sup>--8-9
  
15. 1926 -- Apr 11, tanker *Gulf of Venezuela* explosion, Port Arthur, TX<sup>1386</sup> -- 26
  
16. 1932 -- Feb 04, explosion, Sun Oil tanker *Bidwell*, while cleaning, Marcus Hook, PA<sup>1387</sup>-- 18
  
17. 1941 -- Mar 24, oil tanker *Cities Service Denver* explosion/fire, off NC/SC coast<sup>1388</sup> --19-20
18. 1942 -- Oct 03, gasoline tanker, wagon, bus collide, explosion ~Lumberton, NC<sup>1389</sup> --11-12
19. 1944 -- July 17, munitions ships explode while loading, Port Chicago, CA<sup>1390</sup> --320-325

---

<sup>1372</sup> Cross-listed in Maritime.

<sup>1373</sup> Cross-listed in Maritime.

<sup>1374</sup> Cross-listed in Maritime.

<sup>1375</sup> Cross-listed in Explosions and in Rail.

<sup>1376</sup> Cross-listed in Explosions and in Maritime.

<sup>1377</sup> Cross-listed in Hazardous Materials incidents.

<sup>1378</sup> Cross-listed in Explosions and in Rail.

<sup>1379</sup> Cross-listed in Explosions and in Rail.

<sup>1380</sup> Cross-listed in Explosions and in Rail.

<sup>1381</sup> Cross-listed in Explosions and in Rail.

<sup>1382</sup> Cross-listed in Explosions and in Maritime.

<sup>1383</sup> Cross-listed in Explosions and in Rail.

<sup>1384</sup> Cross-listed in Maritime.

<sup>1385</sup> Cross-listed in Explosions and in Road/Highway.

<sup>1386</sup> Cross-listed in Maritime.

<sup>1387</sup> Cross-listed in Maritime.

<sup>1388</sup> Cross-listed in Maritime. The cause of the explosion was undetermined.

<sup>1389</sup> Cross-listed in Road and Highway incidents.

<sup>1390</sup> Cross-listed under Explosions and in Maritime.

- 20. 1944 -- Oct 21, vapor explos./fire, USN LSMs 211/212, Berth 223, LA Harbor, CA<sup>1391</sup>-- 16
- 21. 1944 -- Nov 21, car/truck collision, butane gas tank truck explosion, Denison, TX<sup>1392</sup> -- 10
- 22. 1945 -- Jan 02, fire/explosion, Sun Oil tanker *Sunoco*, off Sandy Hook, NJ<sup>1393</sup> -- 10
- 23. 1947 -- Apr 16-17, ammonium nitrate explosion, *Grandcamp*, Texas City, TX<sup>1394</sup> --581-600
- 24. 1947 -- Jun 22, tankship *Markay* loading petrol. products vapor explosion, LA CA<sup>1395</sup> --10-12
- 25. 1947 -- Aug 05, worker & gasoline trucks collide and burn, near Waxahachie, TX<sup>1396</sup> -- 19

**HAZARDOUS MATERIALS Transportation Incidents – CHRONOLOGICAL**

- 26. 1950 -- May 25, collision, Green Hornet Trolley & gasoline tank truck, Chicago, IL -- 34
- 27. 1956 -- Jan 17, tanker *SS Salem Maritime* gasoline explosion/fire, Lake Charles, LA<sup>1397</sup>-- 21
- 28. 1957 -- Jan 29, vapor explosion, tanker *SS Jeanny*, shipyard, Alameda, CA<sup>1398</sup> -- 10
- 29. 1957 -- Mar 06, Navy tanker *Mission San Francisco & Elna II* collide/explos., Del Ri., DE--10
- 30. 1959 -- June 2, tractor trailer hits stopped propane gas truck, fire, explos. ~Deer Lake, PA--11
- 31. 1959 -- June 28, train derails on river trestle, LPG-tank rupture/flash-fire, ~Meldrim, GA--23
- 32. 1959 -- Aug 07, building fire, parked truck dynamite explosion, Roseburg, OR -- 14
  
- 33. 1960 -- Mar 01, train and oil tank truck collision, Fire, Bakersfield, CA -- 14
  
- 1971 -- Apr 02, chemicals transferring from truck to a tank react, fumes, Berwick, ME-- 6
- 1971 -- June 04, car hits semi-trailer carrying dynamite, fire, explosion, ~Waco, GA -- 6
- 34. 1973 -- July 05, propane gas railcar fire and explosion, Doxel Gas Co., Kingman AZ<sup>1399</sup>-- 13
- 35. 1974 -- Apr 09, explosions, oil tanker *S.S. Elias*, Delaware River, Fort Mifflin, PA -- 13
- 36. 1975 -- Apr 29, Surtigas, S.A. LPG tank truck crash/explosion/fire, near Eagle Pass, TX-- 16
- 1976 -- May 11, HAZMAT (ammonia) truck hits I-610 ramp, falls onto Freeway, Houston, TX--6
- 1977 -- Sep 24, gasoline tank truck collision, St. Ft. 11, Beattyville, KY -- 7
- 37. 1978 -- Feb 24, train derails Feb 22, LPG tank car leaks/explodes 24<sup>th</sup>, Waverly, TN -- 16
- 38. 1978 -- Feb 26, chlorine release when train derails (no train deaths), Youngstown, FL -- 8
  
- 1981 -- Nov 14, hazardous material tanker sideswipes truck, explodes ~Canon City, CO<sup>1400</sup>-8
- 1982 -- Apr 07, HazMat gasoline truck collision, Caldecott Tunnel, Oakland CA -- 7
- 1986 -- Jan 04, UF6 (uranium hexafluoride) cylinder rupture, Sequoyah Fuels Corp, OK-- 1
- 1988 -- Dec 23, propane tanker hits wall explodes; parts hit house, cars, Memphis TN -- 9
  
- 39. 1990 -- Dec 11, fog and multiple-vehicle collisions, I-75 near Calhoun, TN -- 12
  
- 2005 -- Jan 06, train wreck and chlorine release, Graniteville, SC -- 9

---

<sup>1391</sup> Cross-listed in Explosions and in Maritime.

<sup>1392</sup> Cross-listed in Explosions and in Road and Highway incidents.

<sup>1393</sup> Cross-listed in Maritime.

<sup>1394</sup> Cross-listed in Explosions, in Fire, and in Maritime.

<sup>1395</sup> Cross-listed in Explosions and in Maritime.

<sup>1396</sup> Cross-listed in Road and Highway Incidents.

<sup>1397</sup> Cross-listed in Explosions and Maritime.

<sup>1398</sup> Cross-listed in Explosions and in Maritime.

<sup>1399</sup> Cross-listed in Explosions and in Rail.

<sup>1400</sup> Cross-listed in Road/Highway. Gasoline tanker ruptured/exploded burning to death 6 passengers in nearby car.

## HEAT – By MORTALITY<sup>1401</sup>

1. 1936 -- July-Aug (esp.), heat, esp. MN/772, MO/644, IL/634, MI/617, WI/500 --4,678-5,418
2. 1901 -- June-July, heat waves, except Pacific NW, esp. Northeast, June 27-July 6 4,012
3. 1934 -- summer, esp. mid-July-mid-Aug, heat, esp. Midwest, esp. MO, IL, KS, OH 3,250
4. 1931 -- June-Sep, heat waves/excessive heat, West, Midwest, NE, esp. IL, IA, WI 2,768
5. 1911 -- Heat waves/excessive heat deaths, esp. June 4-23, July 1-13, esp. MW, NE ~2,190
6. 2022 -- excessive natural heat, esp. AZ (1,030) esp. Maricopa County/425, TX/203 --2,159
7. 2023 -- excessive natural heat, esp. AZ (867), TX (440), NV (208), LA/82, FL/81 --2,155
8. 1896 -- Aug 1-14~, heat, esp., NY/891, IL/277, PA/226, NJ/168, MO/81, WI/77 --2,038
9. 2021 -- excessive natural heat, esp. AZ/854, WA/170, NV/166, CA/140, OR/133 --1,923
10. 1980 -- June-Sep, heat, esp. Midwest & So. Plains, esp. MO/TN/AR/TX/MS<sup>1402</sup> 1,863-1,904
  
11. 1995 -- June-Aug, esp. July 12-17, heat, esp. IL/>700 WI/154 PA/146 MO/58 1,563-1,601
12. 1925 -- excessive heat, especially NY (439), PA (299), NJ (112), CA (69), MA (65) --1,587
13. 1952 -- excessive natural heat, Sixth Revision of International Lists, 1948, code E931 --1,401
14. 1972 -- excessive heat; heat as contributing factor, esp. July 12-25 NYC/891, MD/269--1,324
15. 1900 -- July-Aug (esp.) heat, esp. NY/361, NJ/119, Chicago/102, St. Louis/90, PA/90 --1,266
16. 1913 -- heat, esp. June 25-July 1, esp. PA/237, OH/178, MO/114, IL/92, NY/80 --1,226
17. 2020 -- excessive heat, natural sources; esp. AZ/522, CA/137, Clark Co., NV/124 --1,184
18. 2006 -- excessive natural heat, esp. CA/194, AZ/169, NY/148, TX/106, IL/51, PA/50 --1,104
19. 1939 -- June-Sep, heat, esp. Sep 15-23, Los Angeles (546), TX (42), MO (37)<sup>1403</sup>--527-1,073
20. 2011 -- excessive natural heat, esp. TX/183, AZ/177, PA/57, MO/52 IL/50 NY/45 --1,060
21. 2018 -- excessive natural heat, esp. AZ/252, Clark County, NV/163, CA/106, TX/89 --1,012
22. 1999 -- excessive natural heat, esp. IL/153, PA/97, MO/92, TX/63, AZ/58, NY/56 --1,050
  
23. 1954 -- heat (esp. July), esp. MO/235, OK/178, KS/139, TX/95, IL/50, GA/39 --978-984
24. 1955 -- Aug 31–Sep 9, heatwave/excessive deaths, greater Los Angeles, CA<sup>1404</sup> --115- 946
25. 2005 -- excessive natural heat, esp. AZ/244, NYC/~140, TX/111 CA/64, MD/47, NV/43--939
26. 1988 -- heat, summer (esp.); esp. IL/341, MI/121, IN/~44, MO/~44, CA/37 --913-921
27. 2019 -- heat; exposure to excessive natural heat, esp. AZ/283, TX/101, NV/88 --911-915
28. 2006 -- June-Aug esp., heat, esp. CA/184 AZ/169 NY/148 TX/106 MD/44 IL/43 PA/32->912
  
29. 1916 -- Jun 18-Aug 22, heat waves, esp. Chicago, Detroit, Milwaukee, St. Louis, NY -- ~895

<sup>1401</sup> We caution about comparing one year against another. The only way to do this properly is to determine population size for the years to be compared and to adjust for the difference. The math (x over y times x over y) would produce population adjusted deaths, which then could be compared – at least for population size.

<sup>1402</sup> Range based on State tallies using sources which counted deaths. There are estimates of 2,000-10,000 deaths, for which we find no explanation of how estimates were made. We suspect basis was spikes in deaths during high heat, and attribution of a percentage to heat, at least as a contributing or aggravating factor. Spikes in deaths during high heat can be associated with the heat. We seek, though, to provide tallies based on counting, not estimating.

<sup>1403</sup> Low-end of range is from Census Bureau and reflects death certificates listing heat as primary cause of death. High-end of range reflects results of Dept. of Public Health funded study of late Sep heat wave deaths in So. CA, in which 546 excess deaths above the norm were reported during 9-day “hot spell.”

<sup>1404</sup> The figure 115 refers to reporting by LA Coroner’s Office of deaths directly attributable to the heat. The larger number is no doubt a compilation of daily “above-the-norm” deaths (compared to the previous year) reported by the Coroner. At beginning of heatwave it was dozens higher than the previous year. At the end it was hundreds. Some source (which the four sources we cite copy) has apparently compiled those figures to obtain 946.

- 30. 2012 -- excessive heat, esp. AZ/209, CA/66, TX/62, IL/54, MO/54, MD/46, VA/WI/24-- 879
- 31. 2010 -- excessive natural heat, esp. AZ/228, TX/64, CA/46, NV/46, TN/45, PA/37 -- 874
- 32. 1937 -- excessive heat, international list #191. Census Bureau. *Vital Statistics, Part I* -- 826
- 33. 2017 -- exposure to excessive natural heat, esp. AZ/264, NV/235, CA/93, TX/40 -- ≥817

**HEAT -- By MORTALITY (continued):**

- 34. 1940 -- excessive heat, international code 191. Census Bureau. *Vital Statistics* 1940 -- 787
- 35. 2016 -- exposure to excessive natural heat, esp. AZ (219), NV (89), CA (70), TX (86)-- 786
  
- 36. 1881 -- July 6-16 esp., heat/sunstroke, esp. OH/585 (Cincinnati/456), also Pittsburgh -- ≥687
- 37. 1917 -- summer to fall (esp.), excessive heat, New York City (530), State of NY -- 665
- 38. 1941 -- excessive heat, International List #191, Census Bureau. *Vital Statistics* -- 654
- 39. 2013 -- excessive natural heat, esp. AZ/151, NV/80, CA/67, TX/53, NY/42, IL/23 -- 651
- 40. 2002 -- excessive natural heat, esp. AZ/130, TX/62, PA/56, IL/54, MD/50, CA/44 -- 626
- 41. 1897 -- July 01-11, heat, esp. upper midwest/NE, esp. Chicago/Cincinnati/St. Louis--608-616
- 42. 1955 -- excessive natural heat (US Public Health Service code E931) -- 615
- 43. 1966 -- esp. late June-mid-July, heatwave/excessive heat, esp. St. Louis area, IL, NYC-- 613
  
- 44. 1983 -- July-Aug esp., heat (esp. July 15-30) esp. MO/70 KY/57 IL/53 GA/35 TX/35--595-597
- 45. 2007 -- excessive natural heat, esp. AZ/134, CA/74, TX/43, MO/39, TN/34, SC/26 -- 582
- 46. 1953 -- heat, the year, esp. Aug 22-Sep 5, esp. MO/71, NY/43, TX/41, PA/40 -- 576
- 47. 2015 -- exposure to excessive natural heat, esp. AZ/139; NV/69, TX/64, CA/51 -- 567
- 48. 2009 -- excessive natural heat, esp. AZ/156, TX/79, CA/63, FL/39, IL/21 -- 555
- 49. 1868 -- July 6-18, excessive heat/sunstroke, esp. NY/313, St. Louis/45, OH/42 -- 552
- 50. 1947 -- exposure to excessive natural heat, International List code 191 -- 540
- 51. 2001 -- excessive natural heat, esp. AZ/74, TX/59, MO/41, IL/38, FL/30, CA/29, PA/28--538
- 52. 1939 -- excessive heat, international list #191. Census Bureau. *Vital Statistics, Part 1* -- 527
- 53. 1903 -- June-Aug (esp. July 1-11), heat, esp. NY/144, NJ/60, IN/17, Chicago/15, CT/18 -- 520
- 54. 2008 -- excessive natural heat, esp. AZ/112, TX/66, CA/51, PA/36, NV/35, NC/25 -- 502
  
- 55. 2000 -- excessive natural heat, esp. TX/135, AZ/66, CA/49, LA/23, MO/22, PA/17 -- 494
- 56. 1949 -- excessive heat (code E931) -- 488
- 57. 1925 -- May 31-June 07, heat wave, Northeast coast, esp. NYC and State -- 475
- 58. 1942 -- excessive heat. Bureau of Census. *Vital Statistics...1942 -- Mortality.* -- 448
- 59. 1938 -- excessive heat, international list #191. Census Bureau. *Vital Statistics, Part I* -- 437
- 60. 1998 -- June-Aug, heat, esp. July, esp. TX/120 AZ/74 LA/41 CA/32 OK/32 FL&IL/18-- 435
- 61. 1872 -- July 1-7, heatwave and sunstroke, Boston, DC, Philadelphia, NJ, NYC -- ≥ 428
- 62. 2003 -- excessive natural heat, esp. AZ/153, TX/64, CA/39, FL/22, NV/21, MO/19 -- 426
- 63. 1951 -- excessive natural heat, USPHS *Vital Statistics -Mortality, 1951*, code E931 -- 422
- 64. 1898 -- Sep 01-7, heatwave, esp. NYC (196-304), NJ (40) and Philadelphia (30) --287-407
- 65. 1986 -- June-Aug, heat, esp. GA/41 TX/38 IL/30 AR/25 MS/23 CA/22 SC/22 NC/20 -- ≥400
  
- 66. 1948 -- heat, excessive, 1948 ICD code 191; includes Aug/Sep heatwave, esp. NYC/Philly-- 392
- 67. 1987 -- summer heat, esp. Philadelphia/50, MO/28, FL/24, GA/24, TX/23, AR/21<sup>1405</sup> -- 388

---

<sup>1405</sup> Does not include 18 illegal immigrants who died of dehydration and heat in locked RR car, Sierra Blanca, TX.

68. 1944 -- heat, excessive, International list code 191	-- 373
69. 2014 -- exposure to excessive natural heat, esp. AZ/91, CA/53, TX/38, NV/29	-- 360
70. 1981 -- June-Aug (esp.), heat, esp. CA/44, GA/32, TX/23, OR/19, AZ/17, NY/16	-- ≥345
71. 2004 -- excessive natural heat, especially AZ/130, TX/55, CA/39, FL/31, NV/14	-- ≥335
72. 1853 -- Aug 9-15, heat wave, New York City, Brooklyn, NY, Jersey City, NJ	--308-324
73. 1993 -- June-Aug (esp.), heat, especially July 6-16 Philadelphia Heatwave (118)	-- 311
74. 1977 -- excessive natural heat (esp. summer), ICD-8 E900, esp. MO/33, CA/NC/24	-- 308
75. 1990 -- June-Aug, esp., heat, esp. CA/44 deaths AZ/30 TX/29 LA/21 AR/17 MS/14	-- 300

**HEAT -- By Mortality (continued):**

76. 1918 -- Aug 02-14, esp. 6-8, heat wave, esp. Upper Midwest, Mid-Atlantic, Northeast	-- 294
77. 1902 -- June-Aug (especially July ) heat, especially NY/46, Pittsburgh/18, MA/12	-- 290
78. 1957 -- excessive natural heat (US Public Health Service code E931)	-- 280
79. 1969 -- excessive natural heat, ICD-8 code E900, especially CA/36, TX/28, AZ/22	-- 271
80. 1959 -- excessive natural heat (US Public Health Service code E931)	-- 267
81. 1978 -- heat (esp. summer), ICD-8 E900 excessive natural heat, esp. TX/43, AZ/31, CA/27	-- 267
82. 1996 -- June-Aug esp., heat, especially AZ/54, CA/40, TX/39, OK/15, GA/11, IL/10	-- 249
83. 1849 -- summer-fall, heat/sunstroke, especially MA (63), NY (56), PA (26), LA/25	-- 248
84. 1904 -- June-Aug, heat, especially NY (48), MA (25), NJ (25) and MI (12)	-- 235
85. 1968 -- excessive natural heat, ICD-8 code E900, esp. NY/22, OH/19, PA/16, CA/15	-- 231
86. 1984 -- June-early Sep, heat, especially CA/53, TX/23, AZ/16, PA/15, NY/14	-- 228
87. 1985 -- summer heat ICD-9 E900 (excessive heat/hyperthermia), esp. CA/29; GA/26	-- 227
88. 1994 -- June-Aug esp., heat, esp. AZ/47 (esp. July), CA/33, PA/22 (esp. July 5-10), TX/16	-- 221
89. 1989 -- June-Aug (esp.), heat, esp. CA/32, TX/23, MO/~18, AZ/15, MS/10	-- 201
90. 1991 -- June-Aug (esp.), heat, esp. July 15-27 Philadelphia heatwave (31); TX (25)	-- 200
91. 1963 -- excessive heat (code E931), esp. TX (26), CA (22), NY/11, AZ/10, NJ/10	-- 196
92. 1982 -- June-Aug (esp.), heat (ICD Code E900, excessive heat/hyperthermia)	-- 196
93. 1964 -- excessive heat; Public Health Service, code E931, Vital Statistics-Mortality	-- 195
94. 1961 -- excessive heat (US Public Health Service code E931)	-- 191
95. 1975 -- excessive natural heat; ICD-8 code E900; esp. NY/27, MA/24	-- 190
96. 1946 -- heat, excessive, International list code 191	-- 182
97. 1997 -- June-Aug esp., heat, especially PA/36 IL/29 AZ/23 TX/22 CA/19 LA/11	-- 182
98. 1973 -- excessive natural heat; ICD-8 code E900; esp. NY/31 VA/20 PA/16 MD/15 AZ/12	-- 181
99. 1926 -- July 18-24, heat wave, West, Mid-West, Mid-Atlantic, esp. Northeast	--~160-180
100. 1970 -- excessive natural heat, ICD-8 code E900, esp. CA/17 TX/16 AZ/15 WI/14	-- 179
101. 1947 -- Aug 01-15, heat, esp. IL/48 & MO/66 (540 US excessive heat deaths)	--168-175
102. 1956 -- heat, exposure to excessive natural (US Public Health Service code E931)	-- 174
103. 1960 -- excessive natural heat (US Public Health Service code E931)	-- 168
104. 1910 -- June 15-28, heat wave, esp. IL, IN, KS, MD, MI, MO, NJ, NY, OH, PA, WI	-- 165
105. 1927 -- July 12-17, heat-wave, especially the East, especially NJ, NY, PA	--126-161
106. 1992 -- July-Aug (especially), heat; especially CA/37, TX/20, AZ, GA, MS 10 each	-- 155
107. 1892 -- June-July, heat-related deaths, Midwest, Northeast, especially NYC, NY	-- 151
108. 1930 -- July-Aug, heat-waves, especially District of Columbia, MD, PA	-- 150
109. 1979 -- excessive heat, ICD-9 code E900, especially CA/AZ/TX	-- 148

**HEAT – By Mortality – continued:**

110.	1909 -- Aug 09-17, heat, Midwest and Northeast, especially IL, MO, NB, NY, PA	--	141
111.	1974 -- excessive natural heat; ICD-8 code E900; especially AZ/22 CA/16 TX/11	--	140
112.	1950 -- heat, excessive	--	137
113.	1958 -- excessive natural heat; Public Health Service <i>Vital Statistics-Mortality 1958</i>	--	137
114.	1938 -- July 28-Aug 11, heatwaves, esp. AZ/CA/MA/WV/10ea., PA/16, NJ/13, NY/22	--	≥131
115.	1971 -- excessive natural heat, ICD-8 code E900, especially CA (17)	--	112
116.	1965 -- heat, excessive (code E391)	--	106
117.	1976 -- excessive natural heat; ICD-8 code E900, especially CA/25 & AZ/11	--	100
118.	1967 -- excessive natural heat (Public Health Service. <i>Vital Statistics 1967, Mortality</i> )	--	96
119.	1854 -- June 29-July 23, heat, especially St. Louis, MO and NYC, NY	--	91
120.	1885 -- July 15-26, heat, Philadelphia, PA	--	40
121.	1878 -- summer, heat, Cincinnati, OH	--	~10

## HEAT – CHRONOLOGICAL

1. 1849 -- summer-fall, heat/sunstroke, esp. MA (63), NY (56), PA (26), LA/25, MO/11-- 248
2. 1853 -- Aug 9-15, heat-wave, New York City, Brooklyn, NY, Jersey City, NJ --308-324
3. 1854 -- June 29-July 23, heatwaves and sunstrokes, esp. St. Louis, MO; NYC, NY -- 91
4. 1868 -- July 6-18, excessive heat/sunstroke, esp. NY/313, St. Louis/45, OH/42 -- 552
5. 1872 -- July 1-7, heat-wave and sunstroke, Boston, DC, Philadelphia, NJ, NYC --> 428
6. 1878 -- summer, intense heat, sunstroke, Cincinnati, OH -- ~10
7. 1881 -- July 6-16 esp., heat/sunstroke, esp. OH/585 (Cincinnati/456), also Pittsburgh -- ≥687
8. 1885 -- July 15-26, excessive heat, Philadelphia, PA -- 40
9. 1892 -- June-July, heat-related deaths, Midwest, Northeast, esp. NYC, NY -- 151
10. 1896 -- Aug 01-14~, heat, esp., NY/891, IL/277, PA/226, NJ/168, MO/81, WI/77 --2,038
11. 1897 -- July 01-11, heat, esp. upper midwest/NE, esp. Chicago/Cincinnati/St. Louis--608-616
12. 1898 -- Sep 01-7, heatwave, esp. NYC (196-304), NJ (40) and Philadelphia (30) --287-407
13. 1900 -- July-Aug (esp.) heat, esp. NY/361, NJ/119, Chicago/102, St. Louis/90, PA/90 --1,266
14. 1901 -- June-July, heat-waves, except Pacific NW, esp. Northeast, June 27-July 6 --4,012
15. 1902 -- June-Aug (especially July ) heat, especially NY/46, Pittsburgh/18, MA/12 -- 290
16. 1903 -- June-Aug (esp. July 1-11), heat, esp. NY/144, NJ/60, IN/17, Chicago/15, CT/18--520
17. 1904 -- June-Aug, heat, especially NY (48), MA (25), NJ (25) and MI (12) -- 235
18. 1909 -- Aug 9-17, heat-wave, Midwest and Northeast, esp. IL, MO, NB, NY, PA -- 141
19. 1910 -- June 15-28, heat-wave, esp. IL, IN, KS, MD, MI, MO, NJ, NY, OH, PA, WI -- 165
20. 1911 -- heat waves/excessive heat deaths, esp. June 4-23, July 1-13, esp. MW, NE ~2,190
21. 1913 -- heat, esp. June 25-July 1, esp. PA/237, OH/178, MO/114, IL/92, NY/80 --1,226
22. 1916 -- June 18-Aug 22, heat-waves, esp. Chicago, Detroit, Milwaukee, St. Louis, NY--895
23. 1917 -- summer to fall (esp.), excessive heat, New York City (530), State of NY -- 665
24. 1918 -- Aug 2-14, esp. 6-8, heat-wave, esp. Upper Midwest, Mid-Atlantic, Northeast -- 294
25. 1925 -- excessive heat, especially NY (439), PA (299), NJ (112), CA (69), MA (65) --1,587
26. 1926 -- July 18-24, heat-wave, West, Mid-West, Mid-Atlantic, esp. Northeast ---~160-180
27. 1927 -- July 12-17, heat-wave, especially the East, especially NJ, NY, PA --126-161
28. 1930 -- July-Aug, heat-waves, especially District of Columbia, MD, PA -- 150
29. 1931 -- Jun-Sep, heat-waves/excessive heat, West, Midwest, NE, esp. IL, IA, WI --2,768
30. 1934 -- summer, esp. mid-July-mid-Aug heat, esp. Midwest, esp. MO, IL, KS, OH --3,250
31. 1936 -- July-Aug (esp.), heat, esp. MN/772, MO/644, IL/634, MI/617, WI/500 --4,678-5,418
32. 1938 -- excessive heat, international list #191. Census Bureau. *Vital Statistics, Part I* -- 437
33. 1938 -- July 28-Aug 11, heatwaves, esp. AZ/CA/MA/WV/10ea., PA/16, NJ/13, NY/22 -->131
34. 1939 -- June-Sep, heat, esp. Sep 15-23, Los Angeles (546), TX (42), MO (37)<sup>1406</sup> --527-1,073

<sup>1406</sup> Census low reflects death certificates listing heat as primary cause of death. High from Dept. of Public Health study of late Sep So. CA heat deaths where 546 excess deaths above norm reported during 9-day “hot spell.”



## HEAT – CHRONOLOGICAL – continued:

35. 1940 -- excessive heat, international code 191. Census Bureau. <i>Vital Statistics</i> 1940	-- 787
36. 1941 -- excessive heat, International List #191, Census Bureau. <i>Vital Statistics</i>	-- 654
37. 1942 -- excessive heat. Bureau of Census. <i>Vital Statistics...1942 -- Mortality.</i>	-- 448
38. 1944 -- heat, excessive, International list code 191	-- 373
39. 1946 -- heat, excessive, International list code 191	-- 182
40. 1947 -- heat, excessive, International list code 191	-- 540
41. 1947 -- Aug 01-15, heat, esp. IL/48 & MO/66 (540 US excessive heat deaths/1947)--	165-175
42. 1948 -- heat, excessive, 1948 ICD code 191; includes Aug/Sep heatwave, esp. NYC/Philly--	392
43. 1949 -- excessive heat (code E931)	-- 488
44. 1950 -- heat, excessive	-- 137
45. 1951 -- excessive natural heat, USPHS <i>Vital Statistics -Mortality, 1951</i> , code E931	-- 422
46. 1952 -- excessive natural heat, Sixth Revision of International Lists, 1948, code E931	--1,401
47. 1953 -- excessive heat, the year, esp. Aug 22-Sep 5, esp. MO/71, NY/43, TX/41, PA/40--	576
48. 1954 -- heat (esp. July), esp. MO/235, OK/178, KS/139, TX/95, IL/50, GA/39	--978-984
49. 1955 -- excessive natural heat (US Public Health Service code E931)	-- 615
50. 1955 -- Aug 31–Sep 9, heatwave/excessive deaths, greater Los Angeles, CA <sup>1407</sup>	--115-946
51. 1956 -- heat, exposure to excessive natural (US Public Health Service code E931)	-- 174
52. 1957 -- excessive natural heat (US Public Health Service code E931)	-- 280
53. 1958 -- excessive natural heat; Public Health Service <i>Vital Statistics-Mortality 1958</i>	-- 137
54. 1959 -- excessive natural heat (US Public Health Service code E931)	-- 267
55. 1960 -- excessive natural heat (US Public Health Service code E931)	-- 168
56. 1961 -- excessive heat (US Public Health Service code E931)	-- 191
57. 1962 -- excessive heat (code E931)	-- 154
58. 1963 -- excessive heat (code E931), esp. TX (26), CA (22), NY/11, AZ/10, NJ/10	-- 196
59. 1964 -- excessive heat; Public Health Service, code E931, <i>Vital Statistics-Mortality</i>	-- 195
60. 1965 -- heat, excessive (code E391)	-- 106
61. 1966 -- esp. late June-mid-July, heatwave/excessive heat, esp. St. Louis area, IL, NYC--	613
62. 1967 -- excessive natural heat (Public Health Service. <i>Vital Statistics 1967, Mortality</i> )--	96
63. 1968 -- excessive natural heat, ICD-8 code E900, esp. NY/22, OH/19, PA/16, CA/15	-- 231
64. 1969 -- excessive natural heat, ICD-8 code E900, especially CA/36, TX/28, AZ/22	-- 271
65. 1970 -- excessive natural heat, ICD-8 code E900, esp. CA/17 TX/16 AZ/15 WI/14	-- 179
66. 1971 -- excessive natural heat, ICD-8 code E900, especially CA (17)	-- 112
67. 1972 -- excessive heat; heat as contributing factor, esp. July 12-25 NYC/891, MD/269--	1,324
68. 1973 -- excessive natural heat; ICD-8 code E900; esp. NY/31 VA/20 PA/16 MD/15 AZ/12--	181
69. 1974 -- excessive natural heat; ICD-8 code E900; especially AZ/22, CA/16, TX/11	-- 140
70. 1975 -- excessive natural heat; ICD-8 code E900; especially NY/27, MA/24	-- 190

---

<sup>1407</sup> Number 115 refers to LA Coroner’s Office reporting of deaths directly attributable to the heat. Larger number is no doubt a compilation of daily “above-the-norm” deaths (compared to previous year) reported by the Coroner. At the beginning of the heatwave it was dozens higher than the previous year. At the end it was hundreds. Some source (which the four sources we cite copy) has apparently compiled those figures to obtain 946.

- 71. 1976 -- excessive natural heat; ICD-8 code E900; especially CA/25 & AZ/11 -- 100
- 72. 1977 -- excessive natural heat; ICD-8 code E900; especially MO/33, CA/24, NC/24 -- 308
- 73. 1978 -- excessive natural heat (esp. summer), ICD-8 E900, esp. TX/43, AZ/31, CA/27-- 267
- 74. 1979 -- June-Aug esp., excessive natural heat, ICD-9 code E900; esp. CA, AZ, TX -- 148

**HEAT – CHRONOLOGICAL – continued:**

- 75. 1980 -- June-Sep, heat, esp. Midwest & So. Plains, esp. MO/TN/AR/TX/MS<sup>1408</sup> --1,863-1,904
- 76. 1981 -- June-Aug (esp.), heat, esp. CA/44, GA/32, TX/23, OR/19, AZ/17, NY/16 --  $\geq$ 345
- 77. 1982 -- June-Aug (esp.), excessive natural heat; ICD code E900 -- 196
- 78. 1983 -- July-Aug esp., heat (esp. July 15-30) esp. MO/70 KY/57 IL/53 GA/35 TX/35--595-597
- 79. 1984 -- June-early Sep, heat, especially CA/53, TX/23, AZ/16, PA/15, NY/14 -- 228
- 80. 1985 -- excessive natural heat; ICD-9 code E900; especially CA/29; GA/26 -- 227
- 81. 1986 -- June-Aug, heat, esp. GA/41 TX/38 IL/30 AR/25 MS/23 CA/22 SC/22 NC/20 --  $\geq$ 400
- 82. 1987 -- summer heat, esp. Philadelphia/50, MO/28, FL/24, GA/24, TX/23, AR/21<sup>1409</sup> -- 388
- 83. 1988 -- heat, summer (esp.); esp. IL/341, MI/121, IN/~44, MO/~44, MA/40, CA/37 --913-921
- 84. 1989 -- June-Aug (esp.), heat, esp. CA/32, TX/23, MO/~18, AZ/15, MS/10 -- 201
  
- 85. 1990 -- June-Aug, esp., heat, esp. CA/44 deaths, AZ/30, TX/29, LA/21, AR/17, MS/14-- 300
- 86. 1991 -- June-Aug (esp.), heat, esp. July 15-27 Philadelphia heat-wave (31); TX (25) -- 200
- 87. 1992 -- July-Aug (especially), heat; especially CA/37, TX/20, AZ, GA, MS 10 each -- 155
- 88. 1993 -- June-Aug (esp.), heat, especially July 6-16 Philadelphia heatwave (118) -- 311
- 89. 1994 -- June-Aug esp., heat, esp. AZ/47 (esp. July), CA/33, PA/22 (esp. July 5-10), TX/16-- 221
- 90. 1995 -- June-Aug, esp. July 12-17, heat, esp. IL/>700 WI/154 PA/146 MO/58 --1,563-1,601
- 91. 1996 -- June-Aug esp., heat, especially AZ/54, CA/40, TX/39, OK/15, GA/11, IL/10 -- 249
- 92. 1997 -- June-Aug esp., heat, especially PA/36, IL/29, AZ/23, TX/22, CA/19, LA/11 -- 182
- 93. 1998 -- June-Aug, heat, esp. July, esp. TX/120 AZ/74 LA/41 CA/32 OK/32 FL&IL/18-- 435
- 94. 1999 -- excessive natural heat, esp. IL/153, PA/97, MO/92, TX/63, AZ/58, NY/56 --1,050
  
- 95. 2000 -- excessive natural heat, esp. TX/135, AZ/66, CA/49, LA/23, MO/22, PA/17 -- 494
- 96. 2001 -- excessive natural heat, esp. AZ/74, TX/59, MO/41, IL/38, FL/30, CA/29, PA/28--538  
**May ~24, illegal immigrants abandoned by smugglers die of heat, AZ desert--14**
- 97. 2002 -- excessive natural heat, esp. AZ/130, TX/62, PA/56, IL/54, MD/50, CA/44 -- 626
- 98. 2003 -- excessive natural heat, esp. AZ/153, TX/64, CA/39, FL/22, NV/21, MO/19 -- 426
- 99. 2004 -- excessive natural heat, especially AZ/130, TX/55, CA/39, FL/31, NV/14 --  $\geq$ 335
- 100. 2005 -- excessive natural heat, esp. AZ/244, NYC/~140, TX/111 CA/64, MD/47 -- 939
- 101. 2006 -- excessive natural heat, esp. CA/194, AZ/169, NY/148, TX/106 IL/51 PA/50--1,104
- 102. 2007 -- excessive natural heat, esp. AZ/134, CA/74, TX/43, MO/39, TN/34, SC/26 -- 582
- 103. 2008 -- excessive natural heat, esp. AZ/112, TX/66, CA/51, PA/36, NV/35, NC/25 -- 502
- 104. 2009 -- excessive natural heat, esp. AZ/156, TX/79, CA/63, FL/39, IL/21 -- 555

---

<sup>1408</sup> Range based on State by State tally using sources which actually counted deaths. There are “estimates” for 1980 of 2,000-10,000 deaths, for which we find no explanation of how the estimates were made. We suspect they were based on looking at spikes in deaths during high heat, and attributing a percentage of the spikes to heat, at least as a contributing or aggravating factor. No doubt it is true that spikes in deaths during high heat can be associated with the heat. However, we seek to provide tallies based on counting, as opposed to estimating.

<sup>1409</sup> Does not include 18 illegal immigrants who died of dehydration and heat in locked RR car, Sierra Blanca, TX.

**HEAT – Chronological – continued:**

- 105. 2010 -- excessive natural heat, esp. AZ/228, TX/64, CA/46, NV/46, TN/45, PA/37 -- 874
- 106. 2011 -- excessive natural heat, esp. TX/183, AZ/177, PA/57, MO/52 IL/50 NY/45 --1,060
- 107. 2012 -- excessive natural heat, esp. AZ/209, CA/66, TX/62, IL/54, MO/54, MD/46 -- 879
- 108. 2013 -- excessive natural heat, esp. AZ/151, NV/80, CA/67, TX/53, NY/42, IL/23 -- 651
- 109. 2014 -- exposure to excessive natural heat, esp. AZ/91, CA/53, TX/38, NV/29 -- 360
- 110. 2015 -- exposure to excessive natural heat, esp. AZ/139; NV/69, TX/64, CA/51 -- 567
- 111. 2016 -- exposure to excessive natural heat, esp. AZ (219), NV (89), CA (70), TX (86)-- 786
- 112. 2017 -- exposure to excessive natural heat, esp. AZ (264), NV (235), CA/93, TX/40 -- ≥817
- 113. 2018 -- excessive natural heat, esp. AZ/252, Clark Co., NV/163, CA/106, TX/89 --1,012
- 114. 2019 -- heat; exposure to excessive natural heat, esp. AZ/283, TX/101, NV/88 --911-915
  
- 115. 2020 -- excessive natural heat; esp. AZ/522, CA/137, Clark Co., NV/124 --1,184
- 116. 2021 -- excessive natural heat, esp. AZ/854, WA/170, NV/166, CA/140, OR/133 --1,923
- 117. 2022 -- excessive natural heat, esp. AZ/1,030, esp. Maricopa County/425, TX/203 --2,159
- 118. 2023 -- excessive natural heat, esp. AZ/867, TX/440, NV/208, LA/82, FL/81, CA/75--2,155

**HUNGER, THIRST and Exposure codes 189 & E933) – By Mortality**

1.	1918 -- 1919, late fall-early spring, influenza, starvation, freezing, Natives <sup>1410</sup>	-->	1,500
2.	1668 -- famine and starvation, Las Humanas and other Pueblos, current-day NM	--	~450
3.	1609-10 -- hard winter, starvation, disease, attack, Jamestown Colony, VA <sup>1411</sup>	>	400-440
4.	1951 -- hunger, thirst, and exposure (International Lists code E933, 6 <sup>th</sup> Rev., 1948)	--	385
5.	1957 -- hunger, thirst, and exposure (Int. Lists code E933, 6 <sup>th</sup> Revision, 1948)	--	333
6.	1956 -- hunger, thirst, exposure (International List code E933, 6 <sup>th</sup> Revision, 1948)	--	308
7.	1952 -- hunger, thirst, and exposure (International Lists code E933, 6 <sup>th</sup> Revision, 1948)	--	297
8.	1955 -- hunger, thirst and exposure (US Public Health Service code E933)	--	273
9.	1954 -- hunger, thirst, and exposure (International List code E933, 6 <sup>th</sup> Rev., 1948)	--	238
10.	1953 -- hunger, thirst, and exposure (International List code E933, 6 <sup>th</sup> Rev., 1948)	--	336
11.	1607 -- July-Dec, disease and famine/starvation, Jamestown Colony, VA <sup>1412</sup>	--	66
12.	1936 -- hunger and thirst, international list #189. Census Bur. <i>Mortality Statistics 1936</i>	--	58
13.	1847 -- Feb, Donner Party tragedy, winter storms, snow, starvation, Donner Lake, CA	--	43
14.	1941 -- hunger or thirst, International List #189, Census Bureau, <i>Vital Statistics</i> , p.156	--	42
15.	1942 -- hunger or thirst. Census Bureau. <i>Vital Statistics...1942 -- Part II...Mortality</i>	--	42
16.	1938 -- hunger and thirst, international list #189. Census Bureau. <i>Vital Statistics I</i>	--	41
17.	1939 -- hunger or thirst, international list #189. Census Bureau. <i>Vital Statistics</i> , Part 1	--	36
18.	1948 -- hunger or thirst, 1948 ICD code 189	--	35
19.	1937 -- hunger and thirst, international list #189. Census Bureau. <i>Vital Statistics</i> , Pt. I	--	33
20.	1946 -- hunger or thirst, International List code 189	--	27
21.	1940 -- hunger or thirst, int. code 189. US Census Bureau <i>Vital Statistics 1940</i>	--	26
22.	1947 -- hunger or thirst, International List code 189	--	26
23.	1944 -- hunger or thirst, International List code 189	--	24
24.	2014 -- hunger and thirst, International List codes X53 and X53	--	13
25.	1871 -- Jul 3, Cal. brig <i>Shelehoff</i> disabled Pacific Ocean storm, starvation, found Oct 19 <sup>1413</sup>	--	11

---

<sup>1410</sup> Cross-listed in Disease.

<sup>1411</sup> Sources utilized do not breakout causes of death, but do give impression that starvation was substantial. In that we do not know how many deaths from were attributable to starvation, we cross-list here and in disease.

<sup>1412</sup> Cross-listed in Disease. The sources utilized do not breakout starvation/famine from disease deaths.

<sup>1413</sup> Cross-listed in Maritime.

**HUNGER, THIRST and Exposure codes 189 & E933)-- Chronological**

1. 1607 -- July-Dec, disease and famine/starvation, Jamestown Colony, VA<sup>1414</sup> -- 66
2. 1609-10 -- hard winter, starvation, disease, attack, Jamestown Colony, VA<sup>1415</sup> >400-440
3. 1668 -- famine and starvation, Las Humanas and other Pueblos, current-day NM -- ~450
  
4. 1847 -- Feb, Donner Party tragedy, winter storms, snow, starvation, Donner Lake, CA-- 43
5. 1871 -- Jul 3, Cal. Brig *Shelehoff* disabled Pacific Ocean storm, starvation, found Oct 19<sup>1416</sup>-11
  
6. 1918 -- late fall to early spring of 1919, influenza, starvation, freezing, Natives<sup>1417</sup> --≥1,500
  
7. 1936 -- hunger and thirst, international list #189. Census Bur. *Mortality Statistics 1936* -- 58
8. 1937 -- hunger and thirst, international list #189. Census Bureau. *Vital Statistics*, Pt. I -- 33
9. 1938 -- hunger and thirst, international list #189. Census Bureau. *Vital Statistics I* -- 41
10. 1939 -- hunger or thirst, international list #189. Census Bureau. *Vital Statistics*, Part 1 -- 36
  
11. 1940 -- hunger or thirst, int. code 189. US Census Bureau *Vital Statistics 1940* -- 26
12. 1941 -- hunger or thirst, International List #189, Census Bureau, *Vital Statistics*, p156-- 42
13. 1942 -- hunger or thirst. Census Bureau. *Vital Statistics...1942 -- Part II...Mortality* -- 42
14. 1944 -- hunger or thirst, International List code 189 -- 24
15. 1946 -- hunger or thirst, International List code 189 -- 27
16. 1947 -- hunger or thirst, International List code 189 -- 26
17. 1948 -- hunger or thirst, 1948 ICD code 189 -- 35
  
18. 1951 -- hunger, thirst, and exposure (International Lists code E933, 6<sup>th</sup> Rev., 1948) -- 385
19. 1952 -- hunger, thirst, and exposure (International Lists code E933, 6<sup>th</sup> Revision, 1948)-- 297
20. 1953 -- hunger, thirst, and exposure (International List code E933, 6<sup>th</sup> Rev., 1948) -- 336
21. 1954 -- hunger, thirst, and exposure (International List code E933, 6<sup>th</sup> Rev., 1948) -- 238
22. 1955 -- hunger, thirst and exposure (US Public Health Service code E933) -- 273
23. 1956 -- hunger, thirst, exposure (International List code E933, 6<sup>th</sup> revision, 1948) -- 308
24. 1957 -- hunger, thirst, and exposure (Int. Lists code E933, 6<sup>th</sup> revision, 1948) -- 333
  
25. 2014 -- hunger and thirst, International List codes X53 and X53 -- 13
- 26.

<sup>1414</sup> Cross-listed in Disease. The sources utilized do not breakout starvation/famine from disease deaths.

<sup>1415</sup> Sources utilized do not breakout causes of death, but do give impression that starvation was substantial. In that we do not know how many deaths were attributable to starvation, we cross-list in disease.

<sup>1416</sup> Cross-listed in Maritime.

<sup>1417</sup> Cross-listed in Disease.

## HURRICANES & Tropical Storms – Deadliest American -- By MORTALITY

1. 1900 -- Sep 09, hurricane, Galveston and southeast coastal area, TX --7,200-12,000
2. 1899 -- Aug 8-19, San Ciriaco Hurricane esp. Puerto Rico/3433 & NC/73, Aug 17/18 --3,507
3. 1928 -- Sep 16, Great Okeechobee Hurricane and Flooding, Southeast FL --2,500-3,000
4. 2017 -- Sep 20, Hurricane Maria, Puerto Rico (2,975), US Virgin Isl. (2), NJ (3) --2,980
5. 1893 -- Aug 27-29, Hurricane, Sea Islands, SC-GA --1,000-2,500
6. 1893 -- Oct 1-2, Hurricane Cheniere Caminanda, MS, AL, esp. LA --1,700-2,000
7. 2005 -- Aug 25-31, Hurricane Katrina, FL, LA, esp. NOLA & MS<sup>1418</sup> --≥1,833-1,836
8. 1553 -- Hurricane, Lower Coast of TX --1,700
9. 1919 -- Sep 10-14 --Hurricane, Florida Keys, Gulf & Corpus Christi area, TX --727-1,131  
     Sep 12, Spanish liner *Valbanera* sinks off Rebecca Shoal, Dry Tortugas, FL -- 488
10. 1715 -- July 31, Hurricane, Spanish ships ground, Fort Pierce-Wabasso Beach, FL --1,000
11. 1818 -- Sep 12-13, Hurricane, Galveston Island and ships in the area (14 lost), TX --<1,000
  
12. 1938 -- Sep 21, Long Island, NY & New England Hurricane, esp. RI, MA, CT --682-712
13. 1881 -- Aug 27, Hurricane, northeast GA, esp. Savannah/southeast SC/maritime -- ~700
  
14. 1559 -- Sep 19-20, Hurricane, Spanish ships and colonists, west coast of FL --?-600
15. 1873 -- Aug 14-27, “Nova Scotia” Hurricane -- >600
  
16. 1957 -- June 26-28, Hurricane Audrey, SW LA/526; also TX, IL, IN, NY, Canada --545-550
17. 1915 -- Aug 16-17/19-20, Hurricane/trop. storm, Gulf, SE TX coast, remnant, MO --453-510
18. 1804 -- Sep 7-9, Hurricane, esp. areas of Savannah, GA, Charleston, SC, maritime -- ~500
19. 1935 -- Aug 31-Sep 10, Labor Day Hurricane, Florida Keys, esp. Upper FL Keys --408-500
  
20. 1683 – unnamed hurricane, Florida East Coast -- 496
21. 1857 -- Sep 12, Hurricane, steamer *Central America* sinks, Blake Plateau off Charleston SC--400-427
22. 1926 -- Sep 17–18, Great Miami Hurricane, FL (also Sep 20, FL, AL, MS) --372-408
  
23. 1944 -- Sep 12-15, Great Atlantic Hurricane, NC-ME, esp. MA/NY, USCG/USN/341--<385-395
24. 1909 -- Sep 20-21, Hurricane, LA/MS; esp. Terrebonne Parish, LA --350-353
25. 1856 -- Aug 10-11, Hurricane Isle Dernière/Last Island, LA (*Nautilus* & *Manila* lost) --264-338
26. 1969 -- Aug 17-20, Hurricane Camille, esp. So. MS, So./SE LA, Nelson Co. VA --299-335
27. 1906 -- Oct 18-21, hurricane, Florida Keys and Maritime, FL --211-328
28. 1928 -- Sep 13, San Felipe Segundo Hurricane, Puerto Rico<sup>1419</sup> -- 312
29. 1822 -- Sep 27-28, hurricane, SC, NC, VA, especially Charleston and nearby coastal SC-- ~300
  
30. 1915 -- Sep 29-Oct 1, hurricane, LA and MS Coasts --275-279
31. 1875 -- Sep 15-18, hurricane, esp. Sabine Pass to Indianola, Matagorda Bay, TX -- ≥270
32. 1898 -- Oct 02, hurricane, FL/2, GA/247-258, SC/6-9 (loss frequently noted as 179)--255-269
33. 1932 -- Sep 26-27, San Ciprian Hurricane, Puerto Rico -- 257

<sup>1418</sup> There were 2 deaths in AL and 2 in GA. The numbers reflect those generally reported. We note “≥” (at least) in that there still are over 100 missing and presumed dead, as well as unreported health-related indirect deaths.

<sup>1419</sup> Same hurricane hit FL three days later. In that the “Great Okeechobee Hurricane and Flood” receives more attention -- due to very large loss of life -- and overshadows PR loss of life, we treat the hurricane separately here.

34. 1866 -- Oct 03, hurricane, steamer *Evening Star* sinks, ~100M off Tybee Island, GA- 247-255  
 35. 2024 -- Sep 27, Hurricane Helene, FL/27-28 GA/33 NC/103 SC/50 TN/17 VA/2 --234-235  
 36. 1955 -- Aug 18-19, Hurricane Diane Flooding, esp. PA/~100, CT/87, MA/13, NJ/6 --211-229  
 37. 1527 -- Nov, hurricane, Matagorda Bay, TX -- 200  
 38. 1785 -- Sep 02, hurricane, immigrant ship *Faithful Steward* sinks, coast of DE<sup>1420</sup> -- >200  
 39. 1819 -- July 27-28, Bay St. Louis Hurricane, Mobile AL (also LA and MS) --43-200

**HURRICANES and Tropical Storms--Deadliest American-- By MORTALITY (continued):**

40. 1896 -- Sep 28-30, hurricane, FL/~100, GA/38, SC/30, NC/1 VA/13 MD/8 PA/6 DC/3--~199  
 41. 2012 -- Oct 29-30, Hurricane Sandy, Mid-Atlantic, esp. NY, NJ, also PA, MD, CT, WV<sup>1421</sup>--154-182  
 42. 1824 -- Sep 14-15, offshore and coastal GA Hurricane, landfall near St. Simons, GA -- ≥169  
 43. 1775 -- Sep 02-06, hurricane, NC, VA -- 163  
 44. 1906 -- Sep 27, hurricane, Mobile County, AL/≥109, Pensacola FL/≥39, MS/≥4 -- ≥152  
 45. 1960 -- Sep 06, 9-14, Hurricane Donna, Puerto Rico/107, US East Coast/44, esp. FL/13-- 151  
 46. 1886 -- Oct 11-13, hurricane, Cameron Parish LA/50; E.TX, esp. Beaumont/Sabine Pass, TX--150  
 47. 1972 -- June 18-26, Hurricane/Tropical Storm Agnes and flooding, East Coast --145-146  
 48. 2022 -- Sep 28-29, Hurricane Ian, FL/139-140, esp. Lee County (62), NC/5, VA/1 --145-146  
 49. 1849 -- Oct 6-7, hurricane/severe storm, *St. John & Levi Woodbury* wreck, MA -- 143  
 50. 2005 -- Sep 22-24, Hurricane Rita, FL Keys, Louisiana and especially Texas --111-124  
 51. 1954 -- Oct 15-16, Hurricane Hazel, esp. PA/26, NY/21, NC/19, VA/13, MD/11, NJ-103-108  
 52. 1903 -- Sep 14-17, Atlantic Coast Hurricane, CT DE ME/16 NJ/32 NC/16 VA/30 --105-107  
 53. 1992 -- Aug 24, 26, Hurricane Andrew, FL (89-90) esp. Dade Co., and LA (17) --106-107  
 54. 2017 -- Sep 06, Hurricane Irma, PR, US Virgin Isl.; Sep 10-11, GA, SC, NC, esp. FL -- 107  
 55. 1800 -- ~Sep, revenue cutter brig USS *Pickering* lost, gale/hurricane off FL<sup>1422</sup> --70-105  
 56. 1965 -- Sep 7-10, Hurricane Betsy, SE FL, esp. LA (levee break), also AR, MS --93-105  
 57. 1752 -- Sep 15, hurricane, esp. Charleston, SC and Johnston, NC -- 103  
 58. 1554 -- April, hurricane, today's Brownsville, TX --50-100  
 59. 1700 -- Sep 14, hurricane, *Rising Sun* wrecked, Ashley River bar, Charleston, SC<sup>1423</sup> -- ~100  
 60. 1812 -- Aug 19-20, New Orleans, LA -- 100  
 61. 1837 -- Oct 9, hurricane Racer's Storm, steamer *Home* founders off Ocracoke NC<sup>1424</sup>-90-100  
 62. 1867 -- Oct 1-3 or 7-8, hurricane E. TX Coast, esp. Brownsville & Matamoros -->25-100
63. 2008 -- Sep 12-14,<sup>1425</sup> Hurricane Ike, AR, IL, IN, KY, LA, MI, OH, PA, TN, esp. TX -- ≥92  
 64. 2021 -- Aug 29-Sep 1, Hurricane Ida & remnants, mid-Gulf Coast and Northeast -- 91  
 65. 1846 -- Oct 12, Great Havana Hurricane, Florida, esp. Keys, East Coast to NY --60-90  
 66. 1863 -- Aug 21, USS *Bainbridge* Capsizes, hurricane, off Cape Hatteras, NC<sup>1426</sup> --80-90

<sup>1420</sup> Cross-listed in Maritime.

<sup>1421</sup> The range is explained by one NYC death which is not on NYC official list, and 27 NJ deaths reported in aggregate (not individually identifiable), reported during roughly 2<sup>nd</sup> to 7<sup>th</sup> month afterwards by NJ MEO.

<sup>1422</sup> Cross-listed in Maritime.

<sup>1423</sup> Cross-listed in Maritime.

<sup>1424</sup> Cross-listed in Maritime.

<sup>1425</sup> NWS has Ike's life as Sep 1-14. We use Sep 12-14 in that the storm was off Texas coast on the 12<sup>th</sup> when deaths started occurring, making landfall the morning of Sep 13. The storm remnants moved up through the Midwest and easterly into southern Ontario and Quebec, Canada leading to direct loss of life due to flooding and high-wind tree/branch fall deaths through the 14<sup>th</sup>. Brown, et al. "Atlantic Hurricane Season of 2008," MWR, 5-2010.

## HURRICANES and Tropical Storms– Deadliest American -- By MORTALITY (continued)

67. 1999 -- Sep 15-17, Hurricane Floyd, Mid Atlantic, Northeast, particularly NC --88-89
68. 2017 -- Aug 25-30, Hurricane/Tropical Storm Harvey, Southeast TX, esp. Houston -- ≥89
69. 1989 -- Sep 18 (Puerto Rico); 21-22 (SC/NC), Hurricane Hugo, also VA, NY, USVI --59-86
70. 1916 -- July 15-16, tropical storm, flooding SC, VA, TN, WV, esp. NC --26-80
71. 1985 -- Nov 4-5, flooding, Hurricane Juan remnants, WV, VA, PA, MD (esp. WV)<sup>1427</sup> --71-74
72. 1878 -- Oct 21-24, hurricane/land & maritime, NC, VA, MD, DE, PA, NJ, CT<sup>1428</sup> --70-72
73. 2004 -- Sep 15-18, Hurricane Ivan, tornadoes, AL, GA, MD, MS, NC; esp. FL --51-72
74. 1713 -- Sep 16-17, Hurricane, Charleston and vicinity, South Carolina -- 70
75. 1844 -- Aug 06, hurricane, today's Brownsville, TX area, esp. Brazos Santiago, TX -- 70
76. 1880 -- Aug 28, *City of Vera Cruz* sinks in hurricane off Mosquito Inlet, FL<sup>1429</sup> -- 68
77. 1954 -- Aug 30-31, Hurricane Carol, esp. New England, esp. MA/33, RI/17, ME/NH/3 --65-68
78. 1975 -- Sep 16-27,<sup>1430</sup> TS/Hurricane Eloise & remnants, PR, FL Gulf (23<sup>rd</sup>), US East -- 68
79. 1879 -- Aug 18-19, Hurricane, SC, NC, MD, PA, DE, NJ, NY, CT, MA<sup>1431</sup> --46-67
80. 2004 -- Sep 05-08, Hurricane Frances, FL, GA, SC, NC, OH (esp. FL) -- 64
  
81. 2018 -- Oct 10, Hurricane Michael ~Mexico Beach, FL, deaths also in GA/NC/VA --57-59
82. 1841 -- Oct 03-04, New England hurricane -- 58
83. 2018 -- Sep 14, Hurricane Florence and aftermath; NC (45), SC (10), VA (3) -- 58
84. 2003 -- Sep 18-19, Hurricane Isabel, East Coast, especially VA and MD --55-56
85. 2011 -- Aug 27-28, Hurricane Irene, CT/DE/FL/MD/MA/NH/NJ/NY/NC/PA/VA/VT -- 55
86. 1939 -- Sep 25, tropical storm, esp. boating off Long Beach/San Pedro areas, CA<sup>1432</sup> --50-54
87. 1883 -- Sep 11, Hurricane Three, SC, NC (53) VA (12<sup>th</sup>), especially NC -- 53
88. 1925 -- Nov 30-Dec 02, hurricane, Tampa/4 and maritime losses off east coast of FL -- 53
89. 2001 -- June 05-17, Tropical Storm Allison, FL/LA/MS/NC/PA/VA, especially TX --52-53
90. 2008 -- Sep 01, Hurricane Gustav, FL, GA, MS and especially LA -- 53
91. 2016 -- Oct 07-09, Hurricane Matthew & aftermath, FL/13, GA/3, SC/5, NC/30, VA/2-- 53
92. 1870 -- Oct 20, steamer *Varuna* sinks in hurricane, 35M NE of Jupiter Inlet, FL -- 52
93. 1970 -- Oct 05-10, Tropical storm/flooding (18 confirmed, 34 missing), Puerto Rico --18-52
94. 1921 -- Sep 07, South TX, Flash Flood, San Antonio, TX -- 51
95. 1933 -- Aug 23-24, hurricane, MD (12-14), NJ (2-3), NY (2-3), PA (11), VA (16-18) --45-51
96. 1947 -- Sep 17-19, Fort Lauderdale Hurricane, FL (17), LA (12), MS (22) -- 51
97. 1747 -- Sep 15, unnamed hurricane, ship of immigrants sunk Rappahannock River, VA-- >50
98. 1772 -- Sep 01, tropical storm, 14 vessels grounded, Ocracoke Bar, NC -- 50
99. 1889 -- Sep 9-12, hurricane/severe storms mid-Atlantic coast, esp. DE/VA/MD/PA/NJ/NY --40-50

---

<sup>1426</sup> Cross-listed in Maritime.

<sup>1427</sup> Cross-listed in Flooding. This is a separate entry from the Oct 27-31 entry for Hurricane Juan in the Gulf Coast and coastal Louisiana.

<sup>1428</sup> Cross-listed in Maritime (54 maritime fatalities)

<sup>1429</sup> Cross-listed in Maritime.

<sup>1430</sup> National Hurricane Center shows dates as Sep 13-24. We start with Sep 16 when Tropical Storm Eloise hit Puerto Rico, and we end on the 27<sup>th</sup> when Eloise remnants, causing flooding and taking lives, cleared.

<sup>1431</sup> Maritime component cross-listed in Maritime.

<sup>1432</sup> Cross-listed in Maritime.



## HURRICANES & Tropical Storms – Deadliest American -- By MORTALITY (continued)

100.	1860 -- Aug 11, hurricane, LA	-- 47
101.	1932 -- Aug 13-14, hurricane, Brazoria County ( $\geq 41$ ) and Galveston Co. (5), TX	--46-47
102.	1961 -- Sep 11-14, Hurricane Carla, LA/6, KS/5, MO/1, central TX/34	-- 46
103.	1897 -- Sep 08, hurricane, North-Central Atlantic	-- 45
104.	1955 -- Aug 11-13, Hurricane Connie, esp. NC/2, VA/2, DC/4, MD/14, PA/9, NY/12--	43
105.	1806 -- Aug 21-24, hurricane, Carolinas coastal/maritime, <i>Rose in Bloom</i> upset, NJ <sup>1433</sup> --	42
106.	1909 -- July 21, hurricane, Velasco/Freeport, Brazoria Co., TX landfall; also LA/2	--40-42
107.	1964 -- Oct 03-04, Hurricane/Tropical Storm Hilda/Tornadoes, LA, MS, SE Coast	-- 42
108.	1996 -- Sep 05-6, Hurricane Fran, SC, NC, VA, WV, MD, DC, PA, especially NC	--40-42
109.	1910 -- Oct 17-20, hurricane, Key West, Florida to Virginia; all deaths in or off FL	--37-41
110.	1904 -- Sep 14-15, hurricane, NC to MA; DE/9 MD/3 MA/1 NJ/11 NY/2 SC/8-14	--35-41
111.	1758 -- hurricane, San Marcos de Apalache Spanish fortification, St. Marks, FL	-- 40
112.	1853 -- Sep 06-07, hurricane, western Atlantic	-- 40
113.	1933 -- Sep 4-5, SW TX hurricane, Brownsville, Fort Ringgold, Harlingen, Rio Hondo	--37-40
114.	2004 -- Aug 13-14, Hurricane Charley, FL, SC, NC, VA, esp. SW & Central FL <sup>1434</sup>	--34-40
115.	1815 -- Sep 23, hurricane, "Great September Gale," Long Island, NY, New England--	38
116.	1838 -- Sep 07, hurricane, near Cape Florida, FL	-- 38
117.	1886 -- Aug 19-20, tropical cyclone, TX, especially Indianola, TX	-- 38
118.	1834 -- Sep 04, hurricane, SC	-- 37
119.	1863 -- May 26, tropical storm, Northeast Gulf of Mexico	-- 37
120.	1869 -- Oct 04, hurricane, coastal New Brunswick, Canada, NY, ME	-- 37
121.	1994 -- July 04-10, Tropical Storm Alberto, flooding, dam failures, AL, esp. GA <sup>1435</sup> --	34-37
122.	2005 -- Oct 24, Hurricane Wilma, Category 3, landfall SW coast of Florida	--26-37
123.	1940 -- Aug 11-12, hurricane, GA (2) and SC (34)	-- 36
124.	1635 -- Aug 25, Great Colonial Hurricane, New England	-- 35
125.	1821 -- Sep 15, hurricane, MS	-- 35
126.	1916 -- July 04-10, hurricane, Gulf of Mexico and Gulf States	-- 34
127.	1918 -- Aug 06-07, Hurricane One, 1918 season, southwest Louisiana, category 3	-- 34
128.	1978 -- July 30-Aug 04, Tropical Storm Amelia & remnants, flash flooding, TX <sup>1436</sup>	--33-34
129.	1995 -- Oct 04, Hurricane/Tropical Storm Opal, FL panhandle, NC, esp. AL & GA	--30-34
130.	1861 -- Nov 02-3, hurricane, NC, MA (RI ship <i>Maritana</i> grounds near Boston Light)--	33
131.	1893 -- Oct 11-13, hurricane and remnants, esp. FL/3, GA, SC/22, NC/4, NY/4	--28-33
132.	2015 -- Oct 01, US cargo ship <i>El Faro</i> sinks/Hurricane Joaquin, off east Bahamas <sup>1437</sup> --	33
133.	1869 -- Sep 8, hurricane, sch. <i>Eliza</i> wrecks (Peak's Isl. ME). <i>Yankee Girl</i> lost, MA & RI--	31
134.	2020 -- Aug 27, Hurricane Laura, southeast TX/4; especially southwest Louisiana/27--	31
135.	2024 -- Oct 09, Hurricane Milton and Milton-spawned Tornadoes, FL	-- 30

<sup>1433</sup> Cross-listed in Maritime. Majority of deaths were maritime (21 from *Rose In Bloom* alone).

<sup>1434</sup> The range has to do with (1) the numbers sources reported for Florida fatalities, and (2) our uncertainty concerning the report of an indirect death in South Carolina, which we have not been able to identify.

<sup>1435</sup> Cross-listed in Flooding and in Structural Failures--Dams.

<sup>1436</sup> Cross-listed in Flooding.

<sup>1437</sup> Cross-listed in Maritime. There were twenty-eight U.S. nationals and five Polish nationals.

## HURRICANES & Tropical Storms – Deadliest American -- By MORTALITY (continued)

136. 1821 -- Sep 03, hurricane, VA, MD, DE, PA, NJ, NY, MA, CT -- ~29  
137. 1911 -- Aug 27-29, hurricane, FL (1), GA, SC (28) (includes schooner May loss) -- 29  
138. 1970 -- Aug 03-4, Hurricane Celia, So. TX (15), esp. Corpus Christi & off FL (14)<sup>1438</sup>-- 29  
139. 1878 -- Oct 09-13, tropical cyclone, coastal New England -- 27  
140. 1854 -- Sep 07-13, hurricane, Mid-Atlantic Coast -- 26  
141. 1933 -- Sep 15-16 hurricane, coastal NC (21), VA (2-4), PA (1)<sup>1439</sup> --23-26  
142. 1865 -- Sep 13, hurricane, Cameron, LA landfall -- 25  
143. 1885 -- Aug 24-26, hurricane, FL/1, GA/2, NC, SC/21, New England, Atlantic/1 -- 25  
    -- 3 steamer/pilot boat *F. W. Schafer No. 4* (or possibly Sheper), SC  
    -- 3 schooner *Gustie Wilson*, SC  
    -- 6 schooner *John Stoddard*, SC  
    -- 1 Italian bark *Marianina*, Atlantic, about 50 miles off Charleston, SC  
    -- 5 schooner *Walter Smith*, SC  
    -- 1 steamer *William Lawrence*, GA  
    -- 1 unidentified small craft, Savannah, GA  
144. 1926 -- Aug 25-26, hurricane, east coast of Louisiana moving into central LA -- 25  
145. 1959 -- Sep 29-30, Hurricane Gracie SC/9 NC/1 GA/1, Gracie-spawned tornadoes VA/12--25  
146. 1813 -- Aug 27-28, hurricane, Charleston, storm surge overruns Sullivan's Isl., SC --23-24  
147. 1980 -- Aug 6-10, Hurricane Allen, TX & off LA coast (including copter crash 13) -- 24  
148. 1996 -- Sep 09, Hurricane Hortense, rain, flash floods, mudslides, Puerto Rico --21-24  
149. 1787 -- Sep 19, hurricane, damage to shipping/property, Beaufort to Georgetown, SC-- 23  
150. 1979 -- Aug 30-Sep 6, Hurricane David, Puerto Rico (Aug 30-31) and East Coast --21-22  
151. 2004 -- Sep 25-28, Hurricane Jeanne and remnants, esp. FL (also GA/SC/NC/VA) -- 22  
152. 2011 -- Sep 2-10, Tropical Storm Lee, AL/GA/LA/MS/TX/TN/VA/MD/PA/NJ/NY -- 22  
153. 1635 -- Aug 14/15, tropical storm, *Watch and Wait* wrecks, Thacher Isl., MA<sup>1440</sup> -- 21  
154. 1954 -- Sep 11, Hurricane Edna, northeast, esp. New Eng., ME/8, MA/4, NY/6, RI/2-- 21  
155. 1983 -- Aug 18, Hurricane Alicia, Galveston, greater Houston & Southeast Texas -- 21  
  
156. 1813 -- Sep 16, hurricane/gale, US Navy *Gun Boat No. 164* sinks, St. Marys, GA -- 20  
157. 1916 -- Aug 18, hurricane, south Texas, especially greater Corpus Christi area, TX --15-20  
158. 1943 -- July 27, hurricane, Southeast TX coast, USACE dredge *Galveston* sinks/11 -- 20  
159. 1954 -- June 25-26, Hurricane Alice hits so. of Brownsville; flash flooding, Ozona, TX/19--21  
160. 1989 -- Jun 26-Jul 5, Tropical Storm Allison & remnants, esp., LA, MS, TX, NC, DE, NJ-- 20  
  
161. 1878 -- Oct 23, hurricane, ship *A.S. Davis* grounds near Virginia Beach, VA<sup>1441</sup> -- 19  
162. 1909 -- Oct 11, Florida Keys & south FL Hurricane, (tug *Sybil*/11) and Key West, FL-- 19  
163. 1934 -- July 24-26, hurricane, Rockport/Corpus Christi area, TX -- 19  
164. 1979 -- Sep 12-13, Hurricane Frederic, MS, AL, LA, FL, TN, PA, especially AL --17-19

<sup>1438</sup> There were also 5 fatalities in Cuba.

<sup>1439</sup> There were 21 NC deaths, 2 in VA (and a report of four, though we have been unable to find more specific information, thus we are unsure. There was one PA death, if one includes the drowning of a miner, caught in a flooded mine due to hurricane (tropical storm)-generated heavy rain.

<sup>1440</sup> Cross-listed in Maritime.

<sup>1441</sup> Cross-listed in Maritime.

165. 1998 -- Aug 21-24, Tropical Storm Charley, SW, central TX, esp. Del Rio, TX --16-19

**HURRICANES & Tropical Storms – Deadliest American -- By MORTALITY (continued):**

166. 1903 -- Sep 11-13, FL hurricane, British steamer *Inchulva* grounds/breaks/9 at Delray-- 18

167. 1937 -- Aug 30-Sep 1, tropical cyclone, freighter SS *Tarpon* sinks off Panama City, FL-- 18

168. 1967 -- Sep 20-22, Hurricane Beulah, flooding, tornadoes, Brownsville & SW TX --12-18

169. 2007 -- Aug 16-20, Tropical Storm Erin, Lamar, TX landfall to OK and MO --17-18

170. 1951 -- Oct 5, Hurricane How, freighter *Southern Isles* breaks-up/sinks off Cape Hatteras, NC-- 17

171. 1985 -- Oct 27-31, Hurricane/Tropical Storm Juan, Gulf of Mexico, especially LA -- ~17

172. 1998 -- Sep 21 (PR), 25-29, Hurricane Georges, Puerto Rico, AL, FL, GA, LA, MS -- 17

173. 1887 -- Sep 21, hurricane, mid-TX coast to Brownsville, US tender *Mignonette* lost/16-- 16

174. 1888 -- Aug 22, flooding, remnant of Gulf Coast Hurricane #3, MD, PA, WV -- 16

175. 1956 -- Sep 24-26, Hurricane Flossy, coastal LA/MS/AL, NW FL, inland GA, NC --15-16

176. 1985 -- Sep 27-28, Hurricane Gloria, East Coast, esp. NC/NJ/NY/CT/MA/NH/RI<sup>1442</sup>-15-16

177. 1991 -- Aug 19-20, Hurricane Bob, coastal SC, NC, NY, and New England --15-16

178. 1871 -- Oct 3-5, hurricane, esp. TX coast, steamer *C.K. Hall* wrecks off Cedar Point TX<sub>≥</sub>15

179. 1960 -- June 23-29, tropical storm, so. TX; remnant flooding; deaths TX/12, AR/3 -- 15

180. 2005 -- July 10-13, Hurricane Dennis, GA and esp. FL (Santa Rosa Island landfall) -- 15

181. 1835 -- Sep 18, hurricane, Corpus Christi, TX -- 14

182. 1837 -- Aug 6, hurricane, St. Augustine-Charleston schnr. *S.S. Mills* sinks off Jekyll Island, GA-14

183. 1854 -- Sep 17/18, hurricane, steamer *Kate Ward* lost, Matagorda Bay TX<sup>1443</sup> -- 14

184. 1944 -- Oct 18-19, hurricane, all of FL Peninsula (Bradenton area army tugboat/9) -- 14

185. 1897 -- Sep 13, hurricane, SE TX, especially Port Arthur and Sabine Pass, TX --10-13

186. 1989 -- July 31-Aug 01, Hurricane Chantal, Texas and Louisiana; *Avco* 5 capsizes -- 13

187. 1995 -- Aug 23-28, Tropical Storm Jerry, especially FL, SC, NC -- 13

188. 1898 -- Aug 02, hurricane, tugboat *Nimrod* capsizes, crew lost, off Cape San Blass, FL--12

189. 1950 -- Sep 12, Fairhaven, MA fishing boat *Theresa A.* sunk in hurricane, Georges Bank-- 12

190. 1990 -- Oct 10-12, Tropical Storms Marco and Klaus remnants, FL, GA, SC, NC -- 12

191. 1995 -- Aug 13-19 Hurricane Felix, especially NC and NJ (also RI and VA) -- 12

192. 1996 -- July 09 (Puerto Rico), and 12-13 (East Coast), Hurricane Bertha, esp. NC -- 12

193. 1997 -- July 18-26, Hurricane and Tropical Storm Danny, Gulf, lower East Coast --10-12

194. 2021 -- June 19, Tropical Storm Claudette (highway/10 in pileup, tree fall/2), AL -- 12

195. 1877 -- Oct 04, tropical storm flooding, rails washout/train derails ~Kimberton, PA<sup>1444</sup>-- 11

196. 1904 -- Nov 13, hurricane, FL to Northeast and Great Lakes, especially coastal NC --10-11

197. 1994 -- Nov 13-18, Hurricane/Tropical Storm Gordon, especially FL -- 11

---

<sup>1442</sup> The range -- we can find no substantiation for a report of one life lost in a plane crash in NY related to the storm.

<sup>1443</sup> Cross-listed in Maritime.

<sup>1444</sup> Cross-listed in Rail.

198.	1728 -- Aug 13-14, hurricane, coast and coastal waters south of Charleston, SC	--	≥10
199.	1784 -- Sep 10~, hurricane/storm surge, Charleston/coastal islands, esp. Sullivan's Isl., SC	--	≥10
200.	1794 -- Aug 31-Sep 1, hurricane, New Or., Pilottown, Plaquemines, Avoyelles LA <sup>1445</sup>	--	~10
201.	1901 -- Aug 13-16, hurricane, FL, AL, LA, MS	--	10
202.	1929 -- Sep 24-29, hurricane, FL	--	10
203.	1995 -- Sep 15-16, Hurricane Marilyn, U.S. Virgin Islands, Puerto Rico	--	10
204.	2004 -- Aug 30-Sep 1, Hurricane Gaston, NC and especially VA	--	10

**A Few Other Notable Hurricanes:**

1995	-- Aug 02, Hurricane Erin, central and panhandle FL and off FL coast	--	8
1999	-- Oct 15-16, Hurricane Irene, Cape Sable FL NE through So. FL to Atlantic	--	8
1992	-- Sep 11, Hurricane Iniki (Category 4), Kauai, HI	--	6
1985	-- Nov 21-23, Hurricane Kate, So. FL to Panama City/Apalachicola, FL Panhandle	--	5

---

<sup>1445</sup> This is out gestimate of fatalities based upon statement that “many lives...perished in the storm.”

## HURRICANES & Tropical Storms – Deadliest American – CHRONOLOGICAL

1. 1527 -- Nov, hurricane, Matagorda Bay, TX -- 200
2. 1553 -- hurricane, lower coast of TX --1,700
3. 1554 -- Apr, hurricane, today's Brownsville, TX --50-100
4. 1559 -- Sep 19-20, hurricane, Spanish ships and colonists, west coast of FL --?-600
5. 1635 -- Aug 14/15, tropical storm, bark *Watch and Wait* wrecks, Thacher Island, MA<sup>1446</sup>-- 21
6. 1635 -- Aug 25, Great Colonial Hurricane, New England -- 35
7. 1683 -- unnamed hurricane, Florida East Coast -- 496
8. 1700 -- Sep 14, hurricane, *Rising Sun* wrecked, Ashley River bar, Charleston, SC<sup>1447</sup> -- ~100
9. 1713 -- Sep 16-17, hurricane, Charleston and vicinity, South Carolina -- 70
10. 1715 -- July 31, hurricane, Spanish ships ground, Fort Pierce-Wabasso Beach, FL --1,000
11. 1728 -- Aug 13-14, hurricane, coast and coastal waters south of Charleston, SC -- ≥10
12. 1747 -- Sep 15, unnamed hurricane, immigrants ship sunk, Rappahannock River, VA -- >50
13. 1752 -- Sep 15, hurricane, esp. Charleston, SC and Johnston, NC -- 103
14. 1758 -- hurricane, San Marcos de Apalache Spanish fortification, St. Marks, FL -- 40
15. 1772 -- Sep 01, tropical storm grounds 14 vessels, Ocracoke Bar, NC -- 50
16. 1775 -- Sep 02-06, NC, VA -- 163
17. 1784 -- Sep 10~, hurricane/storm surge, Charleston/coastal islands, esp. Sullivan's Isl., SC--≥10
18. 1785 -- Sep 02, hurricane, immigrant ship *Faithful Steward* sinks, Coast of DE<sup>1448</sup> -- >200
19. 1787 -- Sep 19, hurricane, damage to shipping/property, Beaufort to Georgetown, SC -- 23
20. 1794 -- Aug 31-Sep 1, hurricane, New Orleans/Pilottown/Plaquemines/Avoyelles LA<sup>1449</sup>--~10
21. 1800 -- ~Sep, revenue cutter brig USS *Pickering* lost in gale/hurricane off FL<sup>1450</sup> --70-105
22. 1804 -- Sep 07-09, hurricane, esp. areas of Savannah, GA, Charleston, SC, maritime -- ~500
23. 1806 -- Aug 21-24, hurricane, Carolinas coastal/maritime, *Rose in Bloom* upset, NJ<sup>1451</sup>-- 42
24. 1812 -- Aug 19-20, New Orleans, LA -- 100
25. 1813 -- Aug 27-28, hurricane, Charleston, storm surge overruns Sullivan's Island, SC --23-24

---

<sup>1446</sup> Cross-listed in Maritime.

<sup>1447</sup> Cross-listed in Maritime.

<sup>1448</sup> Cross-listed in Maritime.

<sup>1449</sup> This is out guesstimate of fatalities based upon statement that "many lives...perished in the storm."

<sup>1450</sup> Cross-listed in Maritime.

<sup>1451</sup> Cross-listed in Maritime. Majority of deaths were maritime (21 from *Rose In Bloom* alone).

26. 1813 -- Sep 16, hurricane, Navy Gun Boat *164* sinks, St. Marys, GA (also in maritime)-- 20  
 27. 1815 -- Sep 23, hurricane, "Great September Gale," Long Island, NY, New England -- 38  
 28. 1818 -- Sep 12-13, hurricane, Galveston Island and ships in the area (14 lost), TX --<1,000  
 29. 1819 -- July 27-28, Bay St. Louis Hurricane, Mobile AL (also LA and MS) --43-200

**HURRICANES & Tropical Storms – Deadliest American -- CHRONOLOGICAL (cont.)**

30. 1821 -- Sep 03, hurricane, VA, MD, DE, PA, NJ, NY, MA, CT -- ~29  
 31. 1821 -- Sep 15, hurricane, MS -- 35  
 32. 1822 -- Sep 27-28, hurricane, SC, NC, VA, especially Charleston and nearby coastal SC-- ~300  
 33. 1824 -- Sep 14-15, offshore and coastal GA hurricane, landfall near St. Simons, GA -- ≥169
34. 1834 -- Sep 04, hurricane, SC -- 37  
 35. 1835 -- Sep 18, hurricane, Corpus Christi, TX -- 14  
 36. 1837 -- Aug 6, hurricane, St. Augustine-Charleston schnr. *S.S. Mills* sinks off Jekyll Island, GA-14  
 37. 1837 -- Oct 09, hurricane Racer's Storm, steamer *Home* founders off Ocracoke NC<sup>1452</sup>--90-100  
 38. 1838 -- Sep 07, hurricane, near Cape Florida, FL -- 38
39. 1841 -- Oct 03-04, New England hurricane -- 58  
 40. 1844 -- Aug 06, hurricane, today's Brownsville, TX area, esp. Brazos Santiago, TX -- 70  
 41. 1846 -- Oct 12, Great Havana Hurricane, Florida, esp. Keys, East Coast to NY --60-90  
 42. 1849 -- Oct 06-07, hurricane/severe storm, *St. John & Levi Woodbury* wreck, MA -- 143
43. 1853 -- Sep 6-7, hurricane, western Atlantic -- 40  
 44. 1854 -- Sep 7-13, hurricane, mid-Atlantic Coast -- 26  
 45. 1857 -- Sep 12, hurricane, steamer *Central America* sinks, Blake Plateau off Charleston SC--400-427  
 46. 1854 -- Sep 17/18, hurricane, steamer *Kate Ward* lost, Matagorda Bay TX<sup>1453</sup> -- 14  
 47. 1856 -- Aug 10-11, Hurricane Isle Derniere/Last Island, LA (*Nautilus & Manila* lost) --264-338
48. 1860 -- Aug 11, hurricane, LA -- 47  
 49. 1861 -- Nov 2-3, hurricane, NC, MA (RI ship *Maritana* grounds near Boston Light) -- 33  
 50. 1863 -- May 26, tropical storm, northeast Gulf of Mexico -- 37  
 51. 1863 -- Aug 21, USS *Bainbridge* capsizes, hurricane, off Cape Hatteras, NC<sup>1454</sup> --80-90  
 52. 1865 -- Sep 13, hurricane, Cameron, LA landfall -- 25  
 53. 1866 -- Oct 03, hurricane, steamer *Evening Star* sinks, ~100M off Tybee Island, GA--247-255  
 54. 1867 -- Oct 1-3 or 7-8, hurricane east TX coast, esp. Brownsville & Matamoros -->25-100  
 55. 1869 -- Sep 8, hurricane, schnr. *Eliza* wrecks/Peak's Isl. ME; *Yankee Girl* lost, MA & RI--31  
 56. 1869 -- Oct 04, hurricane, coastal New Brunswick, Canada, NY, ME -- 37
57. 1870 -- Oct 20, steamer *Varuna* sinks in hurricane, 35M NE of Jupiter Inlet, FL -- 52  
 58. 1871 -- Oct 03-5, hurricane, esp. TX coast, steamer *C.K. Hall* wrecks off Cedar Point TX--≥15  
 59. 1873 -- Aug 14-27, "Nova Scotia" hurricane -- >600  
 60. 1875 -- Sep 15-18, hurricane, esp. Sabine Pass to Indianola, Matagorda Bay, TX -- ≥270

<sup>1452</sup> Cross-listed in Maritime.

<sup>1453</sup> Cross-listed in Maritime.

<sup>1454</sup> Cross-listed in Maritime.

61. 1877 -- Oct 04, tropical storm flooding, rails wash out, train derails ~Kimberton, PA<sup>1455</sup>-- 11  
 62. 1878 -- Oct 09-13, tropical cyclone, coastal New England -- 27  
 63. 1878 -- Oct 21-24, hurricane/land & maritime, NC, VA, MD, DE, PA, NJ, CT<sup>1456</sup> --70-72  
 64. 1879 -- Aug 18-19, hurricane, SC, NC, MD, PA, DE, NJ, NY, CT, MA<sup>1457</sup> --46-67

### HURRICANES & Tropical Storms – CHRONOLOGICAL (continued)

65. 1880 -- Aug 28, *City of Vera Cruz* sinks in hurricane off Mosquito Inlet, FL<sup>1458</sup> -- 68  
 66. 1881 -- Aug 27, hurricane, northeast GA, esp. Savannah/southeast SC/maritime -- ~700  
 67. 1883 -- Sep 11, Hurricane Three, SC, NC (53) VA (12<sup>th</sup>), especially NC -- 53  
 68. 1885 -- Aug 24-26, hurricane, FL/1, GA/2, NC, SC/21, New England, Atlantic/1 -- 25  
     -- 3 steamer/pilot boat *F. W. Schafer No. 4* (or possibly Sheper), SC  
     -- 3 schooner *Gustie Wilson*, SC  
     -- 6 schooner *John Stoddard*, SC  
     -- 1 Italian bark *Marianina*, Atlantic, about 50 miles off Charleston, SC  
     -- 5 schooner *Walter Smith*, SC  
     -- 1 steamer *William Lawrence*, GA  
     -- 1 unidentified small craft, Savannah, GA  
 69. 1886 -- Aug 19-20, tropical cyclone, TX, especially Indianola, TX -- 38  
 70. 1886 -- Oct 11-13, hurricane, Cameron Parish LA/50; E.TX, esp. Beaumont/Sabine Pass, TX--150  
 71. 1887 -- Sep 21, hurricane, mid-TX coast to Brownsville, US tender *Mignonette* lost/16 -- 16  
 72. 1888 -- Aug 22, flooding, remnant of Gulf Coast Hurricane #3, MD, PA, WV -- 16  
 73. 1889 -- Sep 9-12, hurricane/severe storms mid-Atlantic coast, esp. DE/VA/MD/PA/NJ/NY-40-50  
  
 74. 1893 -- Aug 27-29, hurricane, Sea Islands, SC-GA --1,000-2,500  
 75. 1893 -- Oct 01-02, Hurricane Cheniere Caminanda, MS, AL, esp. LA --1,700-2,000  
 76. 1893 -- Oct 11-13, hurricane and remnants, esp. FL/3, GA, SC/22, NC/4, NY/4 --28-33  
 77. 1896 -- Sep 28-30, hurricane, FL/~100, GA/38, SC/30, NC/1 VA/13 MD/8 PA/6 DC/3--~199  
 78. 1897 -- Sep 08, hurricane, north-central Atlantic -- 45  
 79. 1897 -- Sep 13, hurricane, SE TX, especially Port Arthur and Sabine Pass, TX --10-13  
 80. 1898 -- Aug 02, hurricane, tugboat *Nimrod* capsizes, crew lost, off Cape San Blass, FL-- 12  
 81. 1898 -- Oct 02, hurricane, FL/2, GA/247-258, SC/6-9 (loss frequently noted as 179)--255-269  
 82. 1899 -- Aug 8-19, San Ciriaco Hurricane esp. Puerto Rico/3433 & NC/73, Aug 17/18 --3,507  
  
 83. 1900 -- Sep 09, hurricane, Galveston and southeast coastal area, TX --7,200-12,000  
 84. 1901 -- Aug 13-16, hurricane, FL, AL, LA, MS -- 10  
 85. 1903 -- Sep 11-13, FL hurricane, British steamer *Inchulva* grounds/breaks/9 at Delray -- 18  
 86. 1903 -- Sep 14-17, Atlantic Coast Hurricane, CT DE ME/16 NJ/32 NC/16 VA/30 --105-107  
 87. 1904 -- Sep 14-15, hurricane, NC to MA; DE/9 MD/3 MA/1 NJ/11 NY/2 SC/8-14 --35-41  
 88. 1904 -- Nov 13, hurricane, FL to Northeast and Great Lakes, especially coastal NC --10-11  
 89. 1906 -- Sep 27, hurricane, Mobile County, AL/≥109, Pensacola, FL/≥39, MS/≥4 -- ≥152  
 90. 1906 -- Oct 18-21, hurricane, Florida Keys and maritime, FL --211-328

<sup>1455</sup> Cross-listed in Rail.

<sup>1456</sup> Cross-listed in Maritime (54 maritime fatalities)

<sup>1457</sup> Maritime component cross-listed in Maritime.

<sup>1458</sup> Cross-listed in Maritime.

91. 1909 -- July 21, hurricane, Velasco/Freeport, Brazoria Co., TX landfall; also LA/2 --40-42  
 92. 1909 -- Sep 20-21, hurricane, LA and MS; esp. Terrebonne Parish, LA --350-353  
 93. 1909 -- Oct 11, Florida Keys & south FL Hurricane, (tug *Sybil*/11) and Key West, FL -- 19

### HURRICANES & Tropical Storms – CHRONOLOGICAL (continued):

94. 1910 -- Oct 17-20, hurricane, Key West, Florida to Virginia; all deaths in or off FL --37-41  
 95. 1911 -- Aug 27-29, hurricane, FL (1), GA, SC (28) (includes schooner May loss) -- 29  
 96. 1915 -- Aug 16-17/19-20, hurricane/trop. storm, Gulf, SE TX coast, remnant, MO --453-510  
 97. 1915 -- Sep 29-Oct 01, hurricane, LA and MS coasts --275-279  
 98. 1916 -- July 04-10, hurricane, Gulf of Mexico and Gulf States -- 34  
 99. 1916 -- July 15-16, tropical storm, flooding, SC, VA, TN, WV, esp. NC --26-80  
 100. 1916 -- Aug 18, hurricane, south Texas, especially greater Corpus Christi area, TX --15-20  
 101. 1916 -- Aug 18, hurricane, south Texas, especially greater Corpus Christi area, TX --15-20  
 102. 1918 -- Aug 06-07, Hurricane One, 1918 season, Southwest LA -- 34  
 103. 1919 -- Sep 10-14, hurricane, Florida Keys, Gulf & Corpus Christi area, TX --727-1,131  
     Sep 12, Spanish liner *Valbanera* sinks off Rebecca Shoal, Dry Tortugas, FL -- 488
104. 1921 -- Sep 07, hurricane, south TX and flash flood, San Antonio, TX -- 51  
 105. 1925 -- Nov 30-Dec 02, hurricane, Tampa/4 and maritime losses off east coast of FL-- 53  
 106. 1926 -- Aug 25-26, Hurricane 3, east coast of Louisiana moving into central LA -- 25  
 107. 1926 -- Sep 17–18, Great Miami Hurricane, FL (also Sep 20, FL, AL, MS) --372-408  
 108. 1928 -- Sep 13, San Felipe Segundo Hurricane, Puerto Rico<sup>1459</sup> -- 312  
 109. 1928 -- Sep 16, Great Okeechobee Hurricane and flooding, Southeast FL --2,500-3,000  
 110. 1929 -- Sep 24-29, hurricane, FL -- 10
111. 1932 -- Aug 13-14, hurricane, Brazoria County ( $\geq$ 41) and Galveston Co. (5), TX --46-47  
 112. 1932 -- Sep 26-27, San Ciprian Hurricane, Puerto Rico -- 257  
 113. 1933 -- Aug 23-24, hurricane, MD (12-14), NJ (2-3), NY (2-3), PA (11), VA/16-18 --45-51  
 114. 1933 -- Sep 4-5, SW TX hurricane, Brownsville, Fort Ringgold, Harlingen, Rio Hondo --37-40  
 115. 1933 -- Sep 15-16 hurricane, coastal NC (21), VA (2-4), PA (1)<sup>1460</sup> --23-26  
 116. 1934 -- July 24-26, hurricane, Rockport/Corpus Christi area, TX -- 19  
 117. 1935 -- Aug 31–Sep 10, Labor Day Hurricane, Florida Keys, esp. Upper FL Keys--408-500  
 118. 1937 -- Aug 30-Sep 1, tropical cyclone, freighter SS *Tarpon* sinks off Panama City, FL--18  
 119. 1938 -- Sep 21, Long Island, NY & New England hurricane, esp. RI, MA, CT --682-712  
 120. 1939 -- Sep 25, tropical storm, esp. boating off Long Beach/San Pedro, CA<sup>1461</sup> --50-54
121. 1940 -- Aug 11-12, hurricane, GA (2) and SC (34) -- 36  
 122. 1943 -- July 27, hurricane, Southeast TX coast, USACE dredge *Galveston* sinks/11 -- 20  
 123. 1944 -- Sep 12-15, Great Atlantic Hurricane, NC-ME, esp. MA/NY, USCG/USN/341--<385-395  
 124. 1944 -- Oct 18-19, hurricane, all of FL Peninsula (Bradenton area army tugboat/9) -- 14

<sup>1459</sup> Same hurricane hit FL three days later. In that the “Great Okeechobee Hurricane and Flood” receive more attention -- due to very large loss of life -- and overshadows PR loss of life, we treat the hurricane separately here.

<sup>1460</sup> There were 21 NC deaths, 2 in VA (and a report of four, though we have been unable to verify), and one PA death -- the drowning of a miner, caught in a flooded mine due to hurricane (tropical storm)-generated heavy rain.

<sup>1461</sup> Cross-listed in Maritime.



125. 1947 -- Sep 17-19, Fort Lauderdale Hurricane, FL (17), LA (12), MS (22) -- 51

### **HURRICANES & Tropical Storms – CHRONOLOGICAL (continued):**

126. 1950 -- Sep 12, Fairhaven, MA fishing boat *Theresa A.* sunk in hurricane, Georges Bank-- 12  
127. 1954 -- June 25-26, Hurricane Alice hits so. of Brownsville; flash flooding, Ozona, TX/19--21  
128. 1954 -- Aug 30-31, Hurricane Carol, esp. New England, esp. MA/33, RI/17, ME/NH/3-65-68  
129. 1954 -- Sep 11, Hurricane Edna, northeast, esp. New Eng., ME/8, MA/4, NY/6, RI/2-- 21  
130. 1954 -- Oct 15-16, Hurricane Hazel, esp. PA/26, NY/21, NC/19 VA/13 MD/11 NJ-103-108  
131. 1955 -- Aug 11-13, Hurricane Connie, esp. NC/2, VA/2, DC/4, MD/14, PA/9, NY/12-- 43  
132. 1955 -- Aug 18-19, Hurricane Diane Flooding, esp. PA/~100, CT/87, MA/13, NJ--211-229  
133. 1956 -- Sep 24-26, Hurricane Flossy, coastal LA/MS/AL, NW FL, inland GA, NC --15-16  
134. 1957 -- June 26-28, Hurricane Audrey, SW LA/526; also TX, IL, IN, NY, Can. --545-550  
135. 1959 -- Sep 29-30, Hurricane Gracie SC/9 NC/1 GA/1, Gracie-spawned tornadoes VA/12--25
205. 1960 -- June 23-29, tropical storm, so. TX; remnant flooding; deaths TX/12, AR/3 -- 15  
206. 1960 -- Sep 6, 9-14, Hurricane Donna, Puerto Rico/107, US East Coast/44, esp. FL/13--151  
207. 1961 -- Sep 11-14, Hurricane Carla, LA/6, KS/5, MO/1, central TX/34 -- 46  
136. 1964 -- Oct 03-04, Hurricane/Tropical Storm Hilda/tornadoes, LA, MS, SE Coast -- 42  
137. 1965 -- Sep 07-10, Hurricane Betsy, SE FL, esp. LA (levee break), also AR, MS --93-105  
138. 1967 -- Sep 20-22, Hurricane Beulah, flooding, tornadoes, Brownsville & SW TX --12-18  
139. 1969 -- Aug 17-20, Hurricane Camille, esp. So. MS, So./SE LA, Nelson Co. VA --299-335
140. 1970 -- Aug 03-04, Hurricane Celia, So. TX (15), esp. Corpus Christi & off FL (14)<sup>1462</sup>--29  
141. 1970 -- Oct 05-10, tropical storm/flooding (18 confirmed, 34 missing), Puerto Rico --18-52  
142. 1972 -- June 18-26, Hurricane/Tropical Storm Agnes and flooding, East Coast --145-146  
143. 1975 -- Sep 16-27,<sup>1463</sup> TS/Hurricane Eloise & remnants, PR, FL Gulf (23<sup>rd</sup>), US East-- 68  
144. 1978 -- July 30-Aug 4, Tropical Storm Amelia & remnants, flash flooding, TX<sup>1464</sup> --33-34  
145. 1979 -- Aug 30-Sep 6, Hurricane David, Puerto Rico (Aug 30-31) and East Coast --21-22  
146. 1979 -- Sep 12-13, Hurricane Frederic, MS, AL, LA, FL, TN, PA, especially AL --17-19
147. 1980 -- Aug 06-10, Hurricane Allen, TX & off LA coast (including copter crash 13)-- 24  
148. 1983 -- Aug 18, Hurricane Alicia, Galveston, greater Houston & Southeast Texas -- 21  
149. 1985 -- Sep 27-28, Hurricane Gloria, East Coast, esp. NC/NJ/NY/CT/MA/NH/RI<sup>1465</sup>-15-16  
150. 1985 -- Oct 27-31, Hurricane/Tropical Storm Juan, Gulf of Mexico, especially LA -- ~17  
151. 1985 -- Nov 4-5, flooding, Hurricane Juan remnants, WV, VA, PA, MD (esp. WV)<sup>1466</sup>-71-74  
1985 -- Nov 21-23, Hurricane Kate, So. FL-Panama City/Apalachicola, FL Panhandle-- 5  
152. 1989 -- June 26-Jul 5, Tropical Storm Allison & remnants, esp., LA, MS, TX, NC, DE, NJ--20  
153. 1989 -- July 31-Aug 1, Hurricane Chantal, Texas and Louisiana; *Avco 5* Capsizes -- 13  
154. 1989 -- Sep 18 (Puerto Rico); 21-22 (SC/NC), Hurricane Hugo, also VA, NY, USVI-59-86

---

<sup>1462</sup> There were also 5 fatalities in Cuba.

<sup>1463</sup> National Hurricane Center shows dates as Sep 13-24. We start with Sep 16 when Tropical Storm Eloise hit Puerto Rico, and we end on the 27<sup>th</sup> when Eloise remnants, causing flooding and taking lives, cleared.

<sup>1464</sup> Cross-listed in Flooding.

<sup>1465</sup> The range -- we can find no substantiation for a report of one life lost in a plane crash in NY related to the storm.

<sup>1466</sup> Cross-listed in Flooding. This is a separate entry from the Oct 27-31 entry for Hurricane Juan in coastal LA.

## HURRICANES & Tropical Storms – CHRONOLOGICAL (continued):

155. 1990 -- Oct 10-12, Tropical Storms Marco and Klaus remnants, FL, GA, SC, NC -- 12
156. 1991 -- Aug 19-20, Hurricane Bob, Coastal SC, NC, NY, and New England --15-16
157. 1992 -- Aug 24, 26, Hurricane Andrew, FL (89-90) esp. Dade Co., and LA (17) --106-107  
 1992 -- Sep 11, Hurricane Iniki (Category 4), Kauai, HI -- 6
158. 1994 -- July 4-10, Tropical Storm Alberto Flooding, Dam Failures, AL, esp. GA<sup>1467</sup> --34-37
159. 1994 -- Nov 13-18, Hurricane/Tropical Storm Gordon, especially FL -- 11  
 1995 -- Aug 02, Hurricane Erin, Central and Panhandle FL and off FL Coast -- 8
160. 1995 -- Aug 13-19 Hurricane Felix, especially NC and NJ (also RI and VA) -- 12
161. 1995 -- Aug 23-28, Tropical Storm Jerry, especially FL, SC, NC -- 13
162. 1995 -- Sep 15-16, Hurricane Marilyn, U.S. Virgin Islands, Puerto Rico -- 10
163. 1995 -- Oct 04, Hurricane/Tropical Storm Opal, FL panhandle, NC, esp. AL & GA --30-34
164. 1996 -- July 09 (Puerto Rico), and 12-13 (East Coast), Hurricane Bertha, esp. NC -- 12
165. 1996 -- Sep 05-06, Hurricane Fran, SC, NC, VA, WV, MD, DC, PA, especially NC --40-42
166. 1996 -- Sep 09, Hurricane Hortense, rain, flash floods, mudslides, Puerto Rico --21-24
167. 1997 -- July 18-26, Hurricane and Tropical Storm Danny, Gulf, lower East Coasts --10-12
168. 1998 -- Aug 21-24, Tropical Storm Charley, SW, Central TX, esp. Del Rio, TX --16-19
169. 1998 -- Sep 21 (PR), 25-29, Hurricane Georges, Puerto Rico, AL, FL, GA, LA, MS -- 17
170. 1999 -- Sep 15-17, Hurricane Floyd, Mid Atlantic, Northeast, particularly NC --88-89  
 1999 -- Oct 15-16, Hurricane Irene, Cape Sable FL NE through So. FL to Atlantic -- 8
171. 2001 -- June 05-17, Tropical Storm Allison, FL/LA/MS/NC/PA/VA, especially TX --52-53
172. 2003 -- Sep 18-19, Hurricane Isabel, East Coast, especially VA and MD --55-56
173. 2004 -- Aug 13-14, Hurricane Charley, FL, SC, NC, VA, esp. SW & Central FL<sup>1468</sup> --34-40
174. 2004 -- Aug 30-Sep 1, Hurricane Gaston, NC and especially VA -- 10
175. 2004 -- Sep 05-08, Hurricane Frances, FL, GA, SC, NC, OH (esp. FL) -- 64
176. 2004 -- Sep 15-18, Hurricane Ivan, Tornadoes, AL, GA, MD, MS, NC; esp. FL --51-72
177. 2004 -- Sep 25-28, Hurricane Jeanne and remnants, esp. FL (also GA/SC/NC/VA) -- 22
178. 2005 -- July 10-13, Hurricane Dennis, GA and esp. FL (Santa Rosa Island landfall) -- 15
179. 2005 -- Aug 25-31, Hurricane Katrina, FL, LA, esp. NOLA & MS<sup>1469</sup> --≥1,833-1,836
180. 2005 -- Sep 22-24, Hurricane Rita, FL Keys, Louisiana and especially Texas --111-124
181. 2005 -- Oct 24, Hurricane Wilma, Category 3, Landfall SW Coast of Florida --26-37
182. 2007 -- Aug 16-20, Tropical Storm Erin, Lamar, TX landfall to OK and MO --17-18
183. 2008 -- Sep 01, Hurricane Gustav, FL, GA, MS and especially LA -- 53
184. 2008 -- Sep 12-14,<sup>1470</sup> Hurricane Ike, AR, IL, IN, KY, LA, MI, OH, PA, TN, esp. TX--≥92

<sup>1467</sup> Cross-listed in Flooding and in Structural Failures--Dams.

<sup>1468</sup> The range has to do with (1) the numbers various sources put forth for Florida fatalities, and (2) our uncertainty concerning the report of an indirect death in South Carolina, which we have not been able to identify.

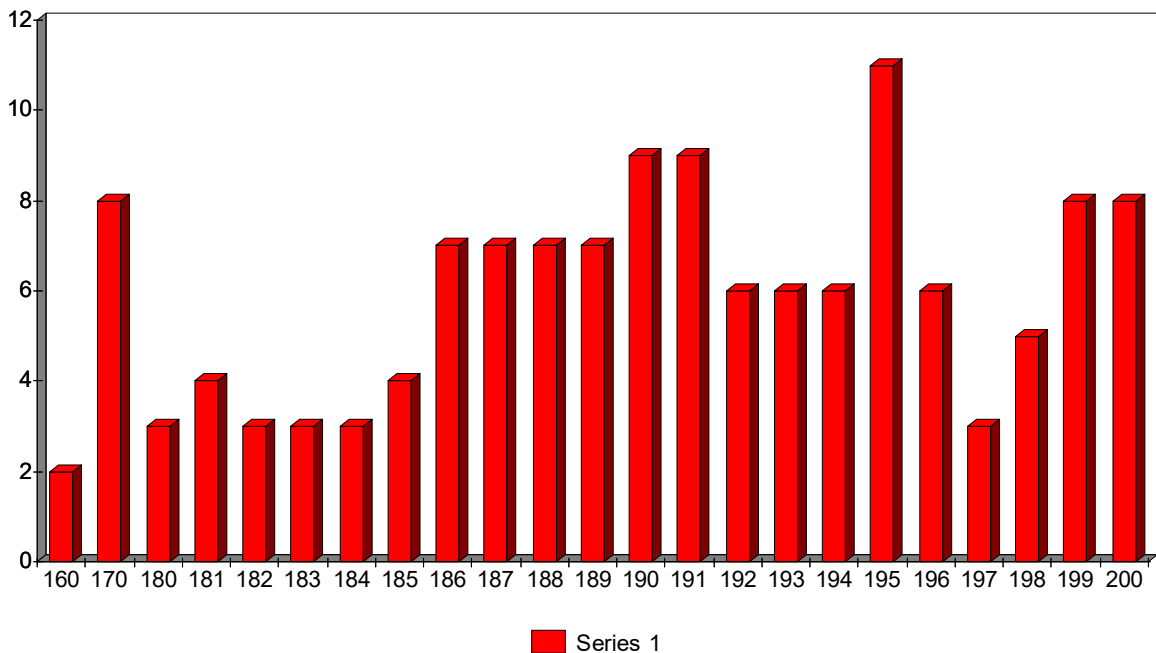
<sup>1469</sup> There were 2 deaths in AL and 2 in GA. The numbers reflect those generally reported. We note “≥” (at least) in that there still are over 100 missing and presumed dead, as well as unreported health-related indirect deaths.

<sup>1470</sup> NWS has Ike as Sep 1-14. We use Sep 12-14 in that the storm was off Texas coast on 12<sup>th</sup> when deaths started occurring, making landfall 13<sup>th</sup> morning. Storm remnants moved up Midwest and easterly into southern Ontario and Quebec, Canada leading to direct loss of life due to flooding and high-wind tree/branch fall deaths through the 14<sup>th</sup>. Brown, et al. “Atlantic Hurricane Season of 2008,” *MWR*, 5-2010.

**Hurricanes – Chronological – continued:**

- 185. 2011 -- Aug 27-28, Hurricane Irene, CT/DE/FL/MD/MA/NH/NJ/NY/NC/PA/VA/VT-- 55
- 186. 2011 -- Sep 02-10, Tropical Storm Lee, AL/GA/LA/MS/TX/TN/VA/MD/PA/NJ/NY-- 22
- 187. 2012 -- Oct 29-30, Hurricane Sandy, Mid-Atlantic, esp. NY, NJ, also PA, MD, CT, WV<sup>1471</sup>-154-182
- 188. 2015 -- Oct 1, U.S. cargo ship *El Faro* sinks / Hurricane Joaquin, off east Bahamas<sup>1472</sup>-- 33
- 189. 2016 -- Oct 07-09, Hurricane Matthew & aftermath, FL/13, GA/3, SC/5, NC/30, VA/2-- 53
- 190. 2017 -- Aug 25-30, Hurricane/Tropical Storm Harvey, Southeast TX, esp. Houston --  $\geq$ 89
- 191. 2017 -- Sep 06, Hurricane Irma, PR, US Virgin Isl.; Sep 10-11, GA, SC, NC, esp. FL-- 107
- 192. 2017 -- Sep 20, Hurricane Maria, Puerto Rico (2,975), US Virgin Isl. (2), NJ (3) --2,980
- 193. 2018 -- Sep 14, Hurricane Florence and aftermath; NC (45), SC (10), VA (3) -- 58
- 194. 2018 -- Oct 10, Hurricane Michael ~Mexico Beach, FL, deaths also in GA/NC/VA --57-59
  
- 195. 2020 -- Aug 27, Hurricane Laura, southeast TX/4; especially southwest Louisiana/27-- 31
- 196. 2021 -- June 19, Tropical Storm Claudette (highway/10 in pileup, tree fall/2), AL -- 12
- 197. 2021 -- Aug 29-Sep 01, Hurricane Ida & remnants, mid-Gulf Coast and Northeast -- 91
- 198. 2022 -- Sep 28-29, Hurricane Ian, FL/139-140, esp. Lee County/62, NC/5, VA/1 --145-146
- 199. 2024 -- Sep 27, Hurricane Helene, FL/27-28 GA/33 NC/103 SC/50 TN/17 VA/2 --234-235
- 200. 2024 -- Oct 09, Hurricane Milton and Milton-spawned tornadoes, FL -- 30

**Hurricane Events by Decade**



<sup>1471</sup> The range is explained by one NYC death which is not on NYC official list, and 27 NJ deaths reported in aggregate (not individually identifiable), reported during roughly 2<sup>nd</sup> to 7<sup>th</sup> month afterwards by NJ MEO.

<sup>1472</sup> Cross-listed in Maritime. There were twenty-eight U.S. nationals and five Polish nationals.

## **LANDSLIDES, Mudslides, Debris Flows – Deadliest American – By Mortality**

1. 1985 -- Oct 07, tropical storm, landslide, Mameyes neighborhood, Ponce, Puerto Rico-- ~130
2. 1969 -- Aug 19-20, Camille storm, flash flooding, mudslides, esp. Nelson Co., VA <sup>1473</sup>-- 130
3. 2014 -- Mar 22, mudslide, State Route 530, near Oso, Snohomish Co., WA <sup>1474</sup> --43-44
4. 1940 -- Aug 13-14, remnant rain/flash floods/slides/debris flows, mts of NC/34 TN/4 VA/5<sup>1475</sup>- 43
5. 1868 -- Apr 03, earthquake-induced landslides, mudflows, cliff fall, Hawaii Island, HI--31-32
6. 1959 -- Aug 18, earthquake, rockfalls, landslides, campers killed, Hebgen Lake, MT -- 28
7. 1982 -- Jan 03-05, rainstorms, land/mudslides, esp. San Francisco Bay Area, CA <sup>1476</sup> --19-25
8. 2018 -- Jan 09, heavy rain; mudslides/debris flows (after forest fires), Montecito, CA -- 23
9. 1906 -- Jan 09, landslide, Haverstraw, NY -- 22
10. 1942 -- Dec 22, rockslide crushes passenger bus, near Aliquippa, PA <sup>1477</sup> -- 22
  
11. 1843 -- Feb 16, landslide, clay hill being mined at base, Troy, NY --17-18
12. 1969 -- Jan 25, mudslides/debris flows, south Cal., especially Los Angeles Co., CA <sup>1478</sup>-- 16
13. 2003 -- Dec 25, heavy rain, landslides/mudslides, St. Sophia Camp, Southern CA -- 16
14. 1936 -- Nov 22, landslides (2), Mount Roberts debris into apt. bldgs. Juneau, AK <sup>1479</sup> -- 15
15. 1911 -- Mar 11, ore landslide, Oliver Iron Mine, Norman Open Pit, Virginia, MN -- 14
16. 1905 -- Aug 16, quarry landslide, Lehigh Portland Cement Co., Ormrod, PA -- 12
17. 1917 -- July 1, washout under track, trolley falls into Niagara River, Niagara Co., NY <sup>1480</sup>--12
18. 1906 -- Apr 18, landslides as a result of the San Francisco Earthquake, CA <sup>1481</sup> -- 11
19. 1905 -- Oct 06, rock-fall, Vermont Slate Co., Briar Hill Quarry, Pawlet, VT -- 8-10
20. 1980 -- May 18, Mt. St. Helens volcano eruption and landslides, WA <sup>1482</sup> -- 5-10

---

<sup>1473</sup> Lynn M. Highland and Robert L. Schuster in: *Significant Landslide Events in the United States* (USGS, 4-16-2003, p. 6), list 150 landslide fatalities for Nelson County, VA. We believe the number “150” is more reflective of all the Virginia losses, though Nelson County did suffer the most fatalities. Some bodies were never recovered and it is unknown how many died from slides, and how many drowned in the flash flooding. Another U.S. government agency, the National Weather Service, Baltimore/Washington Weather Forecast Office, in *Greatest Storms of the 20th Century, Greater Wash/Balt.* 2005, attributes “117” losses to “floods and landslides.” Yet another NWS document, *The Hurricane History of Central and Eastern Virginia* (Wakefield, VA NWS Weather Forecast Office, 1-4-2012 update), states that “Flash flooding took the lives of 153 people...primarily in Nelson County.” Certainly there were not 153 fatalities attributable solely to flash flooding, and certainly there were not 150 slide fatalities, but, there were a large number, probably more than 33, the next largest loss to landslides or mudslides in our listing. Thus, to place this event on our list in the second deadliest position, where we believe it should be placed, we have arbitrarily chosen to list it as less than 130 in order to place it below the 1985 Puerto Rico listing.

<sup>1474</sup> Forty-three mudslide victims. A nephew of two victims, who assisted in search, committed suicide April 13-15.

<sup>1475</sup> Cross-listed in Flooding/Flash Flooding. Have not been able to breakout flood/flash flood deaths from landslide/debris flow deaths.

<sup>1476</sup> There were 31-36 event deaths; non-slide deaths attributed to drownings, pedestrian killed by vehicle in driving rainstorm, trees falling into houses, and a cleaning-up accident wherein a bulldozer rolled over killing operator.

<sup>1477</sup> Cross-listed in Road/Highway Events.

<sup>1478</sup> This is a subset of the Jan 18-26 storms, flooding vehicle deaths and mudslides listing that is cross-listed in Floods, with 99-103 total fatalities from all causes.

<sup>1479</sup> Fourteen at the time and one from injuries about one week later.

<sup>1480</sup> Cross-listed in Rail. Only listed herein in that the State of New York Office of Emergency Management lists this event as an example of a landslide in its 2006 Hazards Mitigation Plan.

<sup>1481</sup> Cross-listed in Earthquakes. Details/references can be found in the 1906 SF earthquake section, 3-6k fatalities.

<sup>1482</sup> Cross-listed in Volcano.

21. 2005 -- Jan 10, mudslide, La Conchita, Ventura County, CA -- 10

**Other notable events:**

1972 -- Feb 26, dam failure, Buffalo Coal Mining Co., Buffalo Creek, WV<sup>1483</sup> --125-126  
1826 -- Aug 18, landslide, Willey family, Crawford Notch, White Mountains, NH -- 9  
1969 -- Feb 25, mudslides, Mt. Baldy Village and Silverado Canyon, southern CA -- 9  
1974 -- Jan 16, Canyon Mountain Landslide, Canyon Pass, Canyonville, OR -- 9  
1965 -- Mar 13, landslide/fill caves-in, men working on retaining wall, Columbia, SC -- 7  
1933 -- Dec 20-25, storms, dikes fail/slides/flooding, Pacific Northwest (OR/WA/ID)<sup>1484</sup> --  $\geq 6$   
1996 -- Nov 18-20, mudslides, Douglas County, OR -- 5

---

<sup>1483</sup> We are noting Buffalo Creek here in the “Other” category in that we list this as a Dam Failure event. However, in that a USGS official is cited as noting that Buffalo Creek was “perhaps the worst single American landslide to date...,” we are making recognition of that statement. The source is Randolph E. Schmid (*Associated Press*). “Puerto Rico Toll May be Highest in U.S. Landslide History.” 10-10-1985.

<sup>1484</sup> We have found cause of death reporting for 16 of 24 -- 7 drownings, 3 from falling trees, and 6 from slides. In that there were eight deaths for which we have not located the cause, we suspect there were more slide deaths.

## LANDSLIDES, Mudslides, Debris Flows – Deadliest American – Chronological

- 1826 -- Aug 18, landslide, Willey family, Crawford Notch, White Mountains, NH -- 9
1. 1843 -- Feb 16, landslide, clay hill being mined at base, Troy, NY --17-18
  2. 1868 -- Apr 03, earthquake-induced landslides/mudslide, cliff fall, Hawaii Island, HI --31-32
  3. 1905 -- Aug 16, quarry landslide, Lehigh Portland Cement Co., Ormrod, PA -- 12
  4. 1906 -- Jan 09, landslide, Haverstraw, NY -- 22
  5. 1906 -- Apr 18, landslides as a result of the San Francisco earthquake<sup>1485</sup> -- 11
  6. 1911 -- Mar 11, ore landslide, Oliver Iron Mine, Norman Open Pit, Virginia, MN -- 14
  7. 1917 -- July 1, washout under track, trolley falls into Niagara River, Niagara Co., NY<sup>1486</sup>--12
  - 1933 -- Dec 20-25, storms, dikes fail/slides/flooding, Pacific Northwest (OR/WA/ID)<sup>1487</sup>--≥6
  8. 1936 -- Nov 22, landslides (2), Mount Roberts debris into apt. bldgs. Juneau, AK<sup>1488</sup> -- 15
  9. 1940 -- Aug 13-14, remnant rain/flash floods/slides/debris flows, mts of NC/34 TN/4 VA/5<sup>1489</sup>--43
  10. 1942 -- Dec 22, rockslide crushes passenger bus, near Aliquippa, PA<sup>1490</sup> -- 22
  11. 1959 -- Aug 18, earthquake, rockfalls, landslides, campers killed, Hebgen Lake, MT -- 28
  - 1965 -- Mar 13, landslide/fill caves-in, men working on retaining wall, Columbia, SC -- 7
  12. 1969 -- Jan 25, mudslides/debris flows, south Cal., especially Los Angeles County<sup>1491</sup>-- 16
  - 1969 -- Feb 25, mudslides, Mt. Baldy Village and Silverado Canyon, southern CA -- 9
  13. 1969 -- Aug 19-20, Camille storm, flash flooding, mudslides, esp. Nelson Co., VA<sup>1492</sup>--≤130

---

<sup>1485</sup> Cross-listed in Earthquakes. Details/references can be found in the 1906 SF earthquake section, 3-6k fatalities.

<sup>1486</sup> Cross-listed in Rail. Only listed herein in that the State of New York Office of Emergency Management lists this event as an example of a landslide in its 2006 Hazards Mitigation Plan.

<sup>1487</sup> We have found cause of death reporting for 16 of 24 -- 7 drownings, 3 from falling trees, and 6 from slides. In that there were eight deaths for which we have not located the cause, we suspect there were more slide deaths.

<sup>1488</sup> Fourteen at the time and one from injuries about one week later.

<sup>1489</sup> Cross-listed in Landslides.

<sup>1490</sup> Cross-listed in Road/Highway Events.

<sup>1491</sup> This is a subset of the Jan 18-26 storms, flooding vehicle deaths and mudslides listing that is cross-listed in Floods, with 99-103 total fatalities from all causes.

<sup>1492</sup> Lynn M. Highland and Robert L. Schuster in: *Significant Landslide Events in the United States* (USGS, 4-16-2003, p. 6), list 150 landslide fatalities for Nelson County, VA. We believe the number “150” is more reflective of all the VA losses, though Nelson County did suffer the most. A number of bodies were never recovered and it is unknown to anyone how many died from slides, and how many drowned in the flash flooding. Another U.S. government agency, the National Weather Service, Baltimore/Washington Weather Forecast Office, in *Greatest Storms of the 20th Century, Greater Wash/Balt.* 2005, attributes “117” losses to “floods and landslides.” Yet another NWS document, *The Hurricane History of Central and Eastern Virginia* (Wakefield, VA NWS Weather Forecast Office, 1-4-2012 update), states that “Flash flooding took the lives of 153 people...primarily in Nelson County.” Certainly there were not 153 fatalities attributable solely to flash flooding, and certainly there were not 150 slide fatalities, but there were a large number, probably more than 33, the next largest loss to landslides or mudslides in our listing. Thus, to place this event on our list in the second

14. 1972 -- Feb 26, dam failure, Buffalo Coal Mining Co., Buffalo Creek, WV<sup>1493</sup> --125-126  
 1974 -- Jan 16, Canyon Mountain landslide, Canyon Pass, Canyonville, OR -- 9

**LANDSLIDES, Mudslides, Debris Flows – Deadliest American – Chronological (continued)**

15. 1980 -- May 18, Mt. St. Helens volcano eruption and landslides<sup>1494</sup> -- 5-10  
 16. 1982 -- Jan 03-05, rainstorms, land/mudslides, esp. San Francisco Bay Area, CA<sup>1495</sup> --19-25  
 17. 1985 -- Oct 07, tropical storm, landslide, Mameyes neighborhood, Ponce, Puerto Rico-- ~130  
 1996 -- Nov 18-20, mudslides, Douglas County, OR -- 5  
 18. 2003 -- Dec 25, heavy rain, landslides/mudslides, St. Sophia Camp, Southern CA -- 16  
 19. 2005 -- Jan 10, mudslide, La Conchita, Ventura County, CA -- 10  
 20. 2014 -- Mar 22, mudslide, State Route 530, near Oso, Snohomish County, WA<sup>1496</sup> --43-44  
 21. 2018 -- Jan 09, heavy rain; mudslides/debris flows (after forest fires), Montecito, CA -- 23

---

deadliest position, where we believe it should be placed, we have arbitrarily chosen to list it as less than 130 in order to place it below the 1985 Puerto Rico listing.

<sup>1493</sup> We are noting Buffalo Creek here in the “Other” category in that we list this as a Dam Failure event. However, in that a USGS official is cited as noting that Buffalo Creek was “perhaps the worst single American landslide to date...,” we are making recognition of that statement. The source is Randolph E. Schmid (*Associated Press*). “Puerto Rico Toll May be Highest in U.S. Landslide History.” 10-10-1985.

<sup>1494</sup> Cross-listed in Volcano.

<sup>1495</sup> There were 31-36 event deaths; non-slide deaths attributed to drownings, pedestrian killed by vehicle in driving rainstorm, trees falling into houses, and a cleaning-up accident wherein a bulldozer rolled over killing operator.

<sup>1496</sup> Forty-three mudslide victims. A nephew of two victims, who assisted in search, committed suicide April 13-15.

## LIGHTNING and Lightning-Related – Deadliest American – By MORTALITY

1. 1963 -- Dec 08, lightning, fuel gas explosion, crash, Pan Am #214, Elkton, MD<sup>1497</sup> -- 81
2. 1972 -- Feb 01, gas fumes explosion (lightning?), tanker *V.A. Fogg*, off Galveston, TX<sup>1498</sup>--39
3. 1882 -- July 12, lightning/wind hits building, falls on saloon, fire, Texarkana, AR -- 30
4. 1926 -- July 10, lightning/fire/explosions, USN Lake Denmark Arsenal, Dover, NJ<sup>1499</sup>--21-22
5. 1918 -- Oct 16, steamer *Dumaru* hit by lightning, burns, Pacific, ~20 miles off Guam -- 18
6. 1945 -- June 14, USAAF C-46D hit by lightning and crashes, near Oakridge, MS<sup>1500</sup> -- 17
7. 1921 -- June 12, lightning, gasoline storage tank explosion, Salt Lake City, UT<sup>1501</sup> -- 15
8. 1961 -- Mar 28, residential fire (lightning?), Alex Whitehead home, Dotsonville, TN<sup>1502</sup>-- 12
9. 2006 -- Jan 02, lightning and explosion, Sago Coal Mine, Tallmansville WV<sup>1503</sup> -- 12
10. 1901 -- July 01, lightning, boys seeking shelter at pier at Montrose Blvd., Lake View, IL-- 11
  
11. 1945 -- July 17, USAAF B-17F plane crash, near Smoky Hill AAB, Salina, KS<sup>1504</sup> -- 10
12. 1970 -- Aug 3, Navy P3A Orion, lightning, turbulence breakup, ~Searchlight, NV<sup>1505</sup> -- 10

### Other:

- 1868 -- July 05, lightning, Orange County, NY -- 9  
1887 -- July 12, lightning, people seeking shelter under a tree, near Mt. Pleasant, TN -- 9
- 1929 -- Sep 03, 1<sup>st</sup> US lightning-strike plane crash, Transcontinental Air, Mt. Taylor, NM-- 8  
1961 -- July 12, lightning electrocution, workers in barn, near Clinton, Sampson Co., NC-- 8
- 1893 -- June 21, lightning strikes Ringling Brothers Circus tent, River falls, WI -- 7  
1964 -- Mar 03 lightning hits residence starting fire, Forrest City, AR<sup>1506</sup> -- 7
- 1943 -- Aug 10, lightning kills soldiers on baseball field, Fort Belvoir, VA -- 6  
1965 -- June 08, lightning hits farmer's dwelling, fire starts; children die, Jackson, TN-- 6
- 1884 -- July 30, lightning, 4 girls in bed killed, father commits suicide, Marysville KS-- 5  
1953 -- Apr 29, lightning hits oil tank, explosion, nearby homes catch fire, Kilgore, TX-- 5  
1994 -- June 16, lightning, Lake Moomaw, Bath County, VA -- 5  
2001 -- Mar 03, lightning starts house fire, Montgomery, AL -- 5

---

<sup>1497</sup> Cross-listed in Aviation.

<sup>1498</sup> Cross-listed under Explosions and Maritime.

<sup>1499</sup> Cross-listed in Explosions – lightning started a fire which led to explosions which led to loss of life.

<sup>1500</sup> Cross-listed in Aviation.

<sup>1501</sup> Cross-listed in Explosions.

<sup>1502</sup> Cross-listed in Fire-Structural.

<sup>1503</sup> Cross-listed in Mining.

<sup>1504</sup> Cross-listed in Aviation.

<sup>1505</sup> Cross-listed in Aviation.

<sup>1506</sup> Cross-listed in Fire-Structural.



## LIGHTNING and Lightning-Related – Deadliest American – CHRONOLOGICAL

- 1868 -- July 05, lightning, Orange County, NY -- 9
1. 1882 -- July 12, lightning/wind hits building, falls on saloon, fire, Texarkana, AR -- 30  
1884 -- July 30, lightning, 4 girls in bed killed, father commits suicide, Marysville, KS-- 5  
1887 -- July 12, lightning, people seeking shelter under tree, near Mt. Pleasant, TN -- 9
- 1893 -- June 21, lightning strikes Ringling Brothers Circus tent, River Falls, WI -- 7
2. 1901 -- July 01, lightning, boys seeking shelter at pier at Montrose Blvd., Lake View, IL-- 11
3. 1918 -- Oct 06, US steamer *Dumaru* hit by lightning, burns, 22 miles west of Guam<sup>1507</sup>-- 19
4. 1921 -- June 12, lightning, gasoline storage tank explosion, Salt Lake City, UT<sup>1508</sup> -- 15  
5. 1926 -- July 10, lightning/fire/explosions, USN Lake Denmark Arsenal, Dover, NJ<sup>1509</sup>--21-22  
1929 -- Sep 3, 1<sup>st</sup> US lightning-strike plane crash, Transcontinental Air, Mt. Taylor, NM-- 8
- 1943 -- Aug 10, lightning kills soldiers on baseball field, Fort Belvoir, VA -- 6
6. 1945 -- June 14, USAAF C-46D hit by lightning, crashes near Oakridge, MS (Aviation)-- 17  
7. 1945 -- July 17, lightning strikes USAAF B-17F, crash, ~Smoky Hill AAB, Salina, KS<sup>1510</sup>-10
- 1953 -- Apr 29, lightning hits oil tank, explosion, nearby homes catch fire, Kilgore, TX-- 5
8. 1961 -- Mar 28, residential fire (lightning?), Alex Whitehead home, Dotsonville, TN<sup>1511</sup>-- 12  
1961 -- July 12, lightning strikes tobacco barn near Clinton, Sampson County, NC -- 8
9. 1963 -- Dec 08, lightning, Pan Am #214 fuel gas explosion, crash, Elkton, MD<sup>1512</sup> -- 81  
1964 -- Mar 03, lightning hits residence starting fire, Forrest City, AR (fire-structural)-- 7  
1965 -- June 08, lightning hits farmer's dwelling, fire starts; children die, Jackson, TN-- 6
10. 1970 -- Aug 03, Navy P3A Orion, lightning, turbulence breakup, ~Searchlight, NV<sup>1513</sup>-- 10  
11. 1972 -- Feb 01, lightning, tanker *V.A. Fogg* gas explosion off Galveston, TX<sup>1514</sup> -- 39
- 1994 -- June 16, lightning, Lake Moomaw, Bath County, VA -- 5
- 2001 -- Mar 03, lightning starts house fire, Montgomery, AL -- 5
12. 2006 -- Jan 2, lightning and explosion, Sago Coal Mine, Tallmansville WV<sup>1515</sup> -- 12

---

<sup>1507</sup> Cross-listed in Maritime.

<sup>1508</sup> Cross-listed in Explosions.

<sup>1509</sup> Cross-listed in Explosions.

<sup>1510</sup> Cross-listed in Aviation.

<sup>1511</sup> Cross-listed in Fire-Structural.

<sup>1512</sup> Cross-listed in Aviation.

<sup>1513</sup> Cross-listed in Aviation.

<sup>1514</sup> Cross-listed under Explosions and Maritime.

<sup>1515</sup> Cross-listed in Mining.

**MARITIME/Sea, Great Lakes, Riverine Events – Master Set – By MORTALITY**

1. 1865 -- Apr 27, steamer *Sultana* explodes/burns, Miss. Riv., Redman Point, AR 1,547-1,947
2. 1904 -- June 15, *General Slocum* excursion steamer fire, East River, NYC, NY --957-1,031
3. 1715 -- July 31, hurricane, Spanish ships ground, Fort Pierce-Wabasso Beach, FL --1,000
4. 1915 -- July 24, crowded SS steamer *Eastland* rolls-over at dock, Chicago, IL 812-844
5. 1944 -- Dec 18, USN Task Force 38 hit by typhoon, 3 ships capsize off Philippines -- 790  
     --202 *Hull*  
     --256 *Monaghan*  
     --317 *Spence*  
     -- 15 deaths from ten other vessels
6. 1947 -- Apr 16-17, ammonium nitrate explosion, *Grandcamp*, Texas City, TX<sup>1516</sup> --581-600
7. 1865 -- Mar 31, US Govt. transport *General Lyon* burns off Cape Hatteras, NC ---521-571
8. 1919 -- Sep 12, Spanish liner *Valbanera* sinks off Rebecca Shoal, Dry Tortugas, FL -- 488
9. 1857 -- Sep 12, Hurricane, steamer *Central America* sinks, Blake Plateau off Charleston SC--400-427
10. 1837 -- Oct 31, *Monmouth & Tremont* collide, MS River Prophet Island Bend, LA --234-400
11. 1900 -- June 30, North German Lloyd Line fire, piers and ships, Hoboken, NJ --325-400  
     -- 9 *Bremen* (crew). Hoboken Historical Museum.  
     -- 0 *Kaiser Wilhelm der Grosse*. Hoboken Historical Museum.  
     -- 44 *Main*. Hoboken Historical Museum. CD-ROM: The 1900 Hoboken Pier Fire.  
     -- 99 *Saale*. Eastlake, Russell, Sharpe. *World Disasters*. "Saale, New York." 2001, p. 30.  
     --173 "...on the piers." Hoboken Historical Museum.
12. 1944 -- Nov 10, USS *Mount Hood* explosion, Seeadler Harbor, Manus Island<sup>1517</sup> --372-378
13. 1918 -- Oct 25, Canada liner *Princess Sophia* strands, Vanderbilt Reef ~Juneau AK<sup>1518</sup> --343-364
14. 1854 -- Sep 27, US Mail steamer *Arctic* hit by *Vesta*, fog, Cape Race, Newfoundland--315-350
15. 1800 -- Sep 20 (after), USS *Insurgent* disappears after leaving Hampton Roads, VA -- 340
16. 1898 -- Nov 26-27, Portland Gale, NY, MA, ME maritime, esp. MA, esp. *Portland*<sup>1519</sup>--~337  
     -- all 12 schooner *Abel E Babcock* sinks near Gloucester, MA  
     -- 16 steamer *Pentagoet*, off Cape Cod.  
     --all 193 side-wheel steamer, *SS Portland*, off Cape Cod.  
     -- 15 *F. R. Walker*, fishing schooner, off Cape Cod.
17. 1944 -- July 17, munitions ships explode while loading, Port Chicago, CA<sup>1520</sup> --320-325
18. 1918 -- Mar 09, last sighting, collier USS *Cyclops*, north of Virginia Capes, VA --290-324
19. 1854 -- Apr 16, storm, packet ship *Powhatan* grounds/breaks up off Long Beach Isl. NJ-250-311
20. 1783 -- Nov 25, Dutch frigate *Erfprins* sinks from leaks ~24M off Cape Cod, MA -- 303
21. 1829-30 -- brig *Kamehameha* lost, left Honolulu HI, Dec 2, for Erromango Island --250~300
22. 1850 -- June 17, steamer *G.P. Griffith* fire, Lake Erie, off Chagrin River mouth, OH --250-300
23. 1852 -- Aug 20, fog/steamers collide, *Atlantic* sinks, Lake Erie near Long Pt. Ont.--150~300
24. 1853 -- Dec 24-Jan 2, gale, troopship *San Francisco* deck swept away off Carolinas--209-300
25. 1854 -- Nov 13, storm, US immigrant ship *New Era* grounds on bar, Deal Beach, NJ --240-300

<sup>1516</sup> Cross-listed in Explosions and in Fire.

<sup>1517</sup> Largest of the Admiralty Islands, and fifth largest island in Papua New Guinea. Cross-listed in Explosions.

<sup>1518</sup> Listed herein in that more than ten U.S. citizens died, as well as because the disaster was in U.S. territory.

<sup>1519</sup> Six of these deaths were land-based.

<sup>1520</sup> Cross-listed under Explosions.

26. 1860 -- Sep 08, steamer *Lady Elgin* collides with schr., sinks, Lake MI off Winnetka, IL--287~300

**MARITIME Disasters -- Master Set -- By MORTALITY (continued):**

27. 1988 -- July 3, USS *Vincennes* missile cruiser shoots down Iran Air 655, Persian Gulf<sup>1521</sup> - 290  
28. 1875 -- Nov 04, steamers *Pacific* and *Orpheus* collide, *Pacific* sinks off Cape Flattery WA-250-285  
29. 1913 -- Nov 8-10, Great Lakes storm, esp. Lake Huron, 12 crews lost<sup>1522</sup>--US 172-192 of 254-277  
30. 1898 -- Feb 15, USS *Maine* explosion, Havana Harbor, Cuba --260-268  
31. 1856 -- Nov 02, schooner *Le Lyonnais* collision, Nantucket Island, MA --120-260  
32. 1847 -- Nov 21, fire, steamboat *Phoenix* sinks, Lake Michigan, off Sheboygan, WI --160-258  
33. 1866 -- Oct 03, hurricane, steamer *Evening Star* sinks, ~100M off Tybee Island, GA--247-255  
34. 1944 -- Sep 13, hurricane, USS *Warrington* sinks off coast of FL<sup>1523</sup> --247-248  
35. 1865 -- July 30, stmr. *Brother Jonathan* hits rock/sinks, storm, off Crescent City, CA--171-225  
36. 1942 -- Aug 22, fog, convoy destroyer *Ingraham* sinks; had hit tanker *Chemung* off Nova Scotia--218  
37. 1866 -- Feb 02, steamboat *W.R. Carter* boiler explosion, Miss. River, Isl. No. 98 --123-215  
38. 1862 -- July 27, Pacific Mail steamboat *Golden Gate* burns/sinks off Manzanilla, Mexico-- ~213  
39. 1860 -- Sep 18, U.S. Navy sloop-of-war *Levant* sails SE from Hilo, HI, Lost --150-210  
40. 1869 -- Oct 27, steamer *Stonewall* burns/grounds, Miss. River, Tea Table Bar, MO -- ~209  
41. 1942 -- Feb 18, USS *Truxtun* and *Pollux* ground/break, Lawn Pt. & Chambers Cove, NFLD--203-204  
42. 1785 -- Sep 02, immigrant ship *Faithful Steward* grounds, coast of DE<sup>1524</sup> -- >200  
43. 1799 -- sixty Native Alaskan bidarka's lost in storm, Hinchinbrook Entrance, S.C. AK-- 200  
44. 1811 -- Dec 16-Feb 7, 1812, New Madrid earthquakes, Mississippi River boats -- ~200  
45. 1838 -- Apr 25, steamboat *Moselle* boiler explosion and fire, near Cincinnati, OH --81-200  
46. 1841 -- Aug 09, steamer *Erie* explosion/fire, sinks, Lake Erie off Silver Creek, NY --100-200

**1850 -- Sep 20, Barque *Emily* from SF, Cal., lost off Cape St. Lucas, Baja, Mex.<sup>1525</sup> -- ~198**

47. 1864 -- Dec 22, U.S. steam transport *North America* sinks, storm off coast of north FL-- 197  
48. 1833 -- June-July (esp.), cholera, esp. Brig *Ajax*, Steamers *Chester* & *Tobacco Plant*<sup>1526</sup>-- ≥190  
49. 1856 -- Jan 23, American steamer *Pacific* leaves Liverpool, sinks, Irish Sea ~Wales<sup>1527</sup>-- 186  
50. 1907 -- Feb 11, sidewheel steamer *Larchmont* hit by schooner, sinks off Block Harbor, RI--133-183  
51. 1841 -- Oct 03-04, New England gale, especially maritime fishing losses, esp. MA -- ~179  
52. 1870 -- Jan, steamer *City of Boston* sails from NYC for Liverpool, Lost -- 177  
53. 1952 -- Apr 26, US destroyer *Hobson* hits Carrier *Wasp*, night maneuvers, sinks, No. Atlantic- 176  
54. 1837 -- May 08, steamer *Ben Sherrod* fire/explosions, MS River, Fort Adams, MS --120-175  
55. 1853 -- Feb 16, steamer *Independence* hits rock/sinks, Margarita Island, Lower CA--120-172

---

<sup>1521</sup> U.S. disaster in that US Navy vessel, intruded into Iranian territorial waters, shot down Iranian passenger airliner without certitude that it was military target representing a threat. Retrieved onboard screen shots showed that target had been identified with civilian transponder code, at high altitude/ascending, not descending, as claimed.

<sup>1522</sup> Cross-listed in winter Storms (though technically late fall, the storm itself was winter snow and wind storm).

<sup>1523</sup> Cross-listed under Hurricane -- subset of the 390-412 attributed to the "Great Atlantic Hurricane of 1944."

<sup>1524</sup> Cross-listed under Hurricane, though there is some question that the hurricane was the primary factor.

<sup>1525</sup> Later reports deny this event happened. It is not included in our numbers – listed to show it is not an oversight.

<sup>1526</sup> Brig *Ajax* had about 50 deaths after leaving New Orleans, most after putting in at Key West; Steamer *Chester* about 100 deaths among troops and Swiss immigrants after leaving New Orleans for St. Louis; Steamboat *Tobacco Plant* lost 17 after leaving New Orleans for Louisville in April. Steamboat *Reindeer* lost 17 on the Arkansas Riv. in July. No doubt many more died of cholera on river steamboats than we have taken note.

<sup>1527</sup> The *Pacific* was a U.S. vessel, built in U.S., and manned with a primarily U.S. crew. Was considered a U.S. loss.

**MARITIME** Events -- **Master Set** -- **By MORTALITY** (continued):

56. 1851 -- Oct 03-04, storm, New England fishing schooners lost, ~Prince Edward. Island-- 166
57. 1944 -- May 21, munitions explosion, six LSTs lost, West Loch, Pearl Harbor, HI -- 163
58. 1800 -- Feb 01, U.S. frigate *Constellation* engagement with French *La Vengeance*<sup>1528</sup> -- 160
59. 1858 -- Jun 13, *Pennsylvania* boiler explos./fire, MS River, Ship Isl., Hardin Pt., AR--60-160
60. 1879 -- Feb 20-21, storm, ~13 Gloucester, MA schooners lost, George's Bank, NF --143-157
61. 1840 -- Jan 13, steamer *Lexington* fire, sinks, Long Island Sound, NY --146-156
62. 1863 -- Aug 19, steamboat *City of Madison* ammunition explosion, Vicksburg, MS --50-156
63. 1832 -- Apr 09, steamer *Brandywine* burns, Miss. River, Brandywine Island, AR --60-155
64. 1895 -- May 27, storm, *Colima* (SF, CA) founders off Manzanilla, Mexico -- 153
65. 1849 -- Nov 15, steamboat *Louisiana* boilers explode, sinks, New Orleans, LA --86-150
66. 1864 -- Jul 21, *B.M. Runyan* snags/sinks, MS River, Island 84, Gaines Landing, MS --70-150
67. 1829 -- Sep 29, brig USS *Hornet* disappears in gale off Tampico, Caribbean -- 145
68. 1717 -- Apr 27, gale, pirate ship *Whidah* crash into sandbar, Wellfleet, Cape Cod, MA-- 144
69. 1849 -- Oct 06, gale, brig *St. John* grounds, Minot's Ledge ~15M SE Boston Harbor MA--92-143
70. 1838 -- June 14, sidewheel *Pulaski* boiler explodes/sinks SE of New River Inlet, NC--95-141
71. 1944 -- Jan 03, US destroyer *Turner* ammo explosions/fire/sinks ~NY Harbor --138-139
72. 1841 -- Mar 11, steamer *President* sails from New York, not heard from again -- 136
73. 1906 -- Jan 22, storm, liner SS *Valencia* grounds/sinks, so. side Vancouver Island, BC-- ~136
74. 1934 -- Sep 08, *Morro Castle* ship fire, off Sea Girt, Monmouth County, NJ --134-135
75. 1815 -- Aug 08, last sighting of Sloop-of-War USS *Epervier*, lost, Atlantic Ocean -- 134
76. 1967 -- July 29, USS *Forrestal* jet rocket fires/hits plane/fire/explosions, Tonkin Gulf, Vietnam--134
77. 1705 -- Dec 19-21, privateer *Castle Del Rey* grounds/breaks-up, Sandy Hook, NJ -- 132
78. 1797 -- Sep 08, gale, slave ship *General Nichols* founders off FL/GA coastal border -- 132
79. 1901 -- Feb 22, *City of Rio de Janeiro* grounds/sinks in fog, Fort Point, SF Bay CA--127-131
80. 1838 -- Apr 21, steamer *Oronoko* flue collapse/explosion, Miss. River, Princeton, MS-50-130
81. 1963 -- Apr 10, USS *Thresher* submarine sinks, implosion, off Cape Cod, MA -- 129
82. 1873 -- Aug 24, "Nova Scotia" hurricane sinks fishing fleet from Gloucester MA<sup>1529</sup> -- 128
83. 1915 -- May 07, RMS *Lusitania* torpedoed by German Submarine (1,198 killed)<sup>1530</sup> -- 128
84. 1893 -- Oct 01-02, Hurricane Cheniere Caminanda, Gulf Coast, LA, MS, AL<sup>1531</sup> --123-127
85. 1919 -- Sep 09-10, hurricane, *Corydon*, *Grampus*, *Larimer*, *Lake Conway*, *Munisla* lost-- 127
86. 1871 -- July 30, Staten Island Ferry *Westfield II* boiler explosion, NY Harbor, NY --106-125
87. 1851 -- Jan 27, steamboat *John Adams* snags/sinks, MS River, above Greenville, MS -- 123
88. 1862 -- Feb 24, Blow of 1862, 15 Gloucester MA fishing boats lost, Georges Bank -- 122
89. 1888 -- Mar 11-14, East Coast "Blizzard of 1888,"<sup>1532</sup> maritime loss component -- 121
90. 1912 -- Apr 14, RMS *Titanic* hits iceberg and sinks, North Atlantic --119 US of ~1,517
91. 1837 -- Jan 02, barque *Mexico* grounds, Hempstead Beach, S. Shore Long Island, NY -- 116
92. 1941 -- Oct 31, USN destroyer *Reuben James* sunk (prior to Pearl har.), U-boat ~Iceland-115
93. 1944 -- Jan 6, USS *St. Augustine* hit by tanker/sinks, stormy night off Cape May, NJ -- 115

---

<sup>1528</sup> Cross-listed in Violence-Attack.

<sup>1529</sup> Cross-listed here as a subset of Hurricane (total fatalities >600).

<sup>1530</sup> Though a British boat, 128 U.S. citizens were killed; considered a disaster at the time.

<sup>1531</sup> This is a subset of 1,700-2,000 cross-listed hurricane fatalities, and is a minimum representation of maritime, especially fishing craft, losses, which is a tally of craft identified by name and numbers of crew lost.

<sup>1532</sup> Cross-listed in winter Storms – Nor'easters

**MARITIME** Events -- **Master Set** -- **By MORTALITY** (continued):

94. 1883 -- Nov 12-14, gales, nine Gloucester, MA fishing schooners lost, Georges Bank -- 114  
95. 1908 -- Sep 20, SF, CA bark *Star of Bengal* grounds/wrecks, Coronation Island, AK-111-112  
96. 1928 -- Nov 13, UK *Vestris*, out of NYC with US passengers, sinks off VA Capes, VA--~111  
97. 1800 -- ~Sep, Revenue Cutter brig USS *Pickering* lost, gale/hurricane off FL<sup>1533</sup> --70-105  
98. 1878 -- Jan 31, steamer *Metropolis* wrecks, gale, south of Jones Hill Station, NC --85-104  
99. 1898 -- Feb 5, storm, Seattle schnr. *Clara Nevada* grounds/sinks ~Eldred Rock, AK--82-104  
100. 1864 -- Sep 5, steamer *Washoe* boiler explos., Sacramento Riv., ~10m N. Rio Vista, CA--51-103  
101. 1877 -- Nov 24, storm, Navy warship USS *Huron* grounds, Nags Head, NC --83-103  
102. 1884 -- Jan 18, stmr. *City of Columbus* hits Devil's Bridge reef, Martha's Vineyard, MA--103  
103. 1903 -- Sep 14-17, Atlantic Coast Hurricane, CT DE ME/16 NJ/32 NC/16 VA/30--102-103  
-- 2 *M. A. Baston*, fishing smack, Fulton Market fishing fleet, NYC.  
-- 30 *Beatrice*. Fishing schooner lost several miles off Chincoteague, VA.  
-- 20 *Edith J. Peterson* fishing schooner lost Five Fathom Bank, NJ.  
-- 3 *Ester Anita*. Fishing smack of the Fulton Market fishing fleet, NYC.  
-- 1 *Geneva Mertis*, fishing smack out of NYC; Portuguese sailor.  
--14-15 *George F. Edmunds*. Gloucester schooner wrecked Pemaquid Rocks, ME  
-- 5 *Hattie A. Marsh* schooner (off Delaware Breakwater, Breakwater, DE)  
-- 16 *Mexicano*, British tanker foundered to the north of Cape Hatteras.  
-- 5 *Red Dragon*. Yacht out of Atlantic City lost off Long Beach NJ.  
-- 1 *Sadie and Lillie* two-masted coaster wrecked off Pemaquid, ME.  
-- 5 *Spartan*, schooner. Cause not noted. Brandywine Shoal [NJ], Del. Bay.  
104. 1954 -- May 26, U.S. Carrier *Bennington* explosions and fire, off Quonset Point, RI -- 103  
105. 1868 -- Apr 09, WI sidewheel *Sea Bird* fire/sinks, Lake Michigan off Waukegan IL--67-102  
106. 1778 -- Dec 26-27, blizzard, New Eng., esp. MA and RI, brig *Arnold*, sloop *Stark* -- 101  
107. 1822 -- May 08-July 24,<sup>1534</sup> yellow fever, U.S. Frigate *Macedonian*, Caribbean -- 101  
108. 1880 -- Oct 16, sidewheel steamer *Alpena* sinks, Lake Mich. storm off Holland, MI --60-101  
109. 1700 -- Sep 14, hurricane, *Rising Sun* wrecked, Ashley River bar, Charleston SC<sup>1535</sup>---~100  
110. 1770 -- Oct 20, storm, maritime losses off coasts of MA, NH and possibly RI -- ~100  
111. 1837 -- Oct 09, sidewheeler *Home* grounds, Racer's hurricane, Ocracoke Island, NC --90-100  
112. 1844 -- Jan 03, steamboat *Shepherdess* Snags/Sinks, 3M No of St. Louis, MO --57-100  
113. 1850 -- Dec 13, steamer-Tug *Anglo-Norman* boiler explosion, ~New Orleans, LA --20-100  
114. 1851 -- Sep 29, steamboat *Brilliant* boiler explos., Miss. River, Bayou Goula, LA --27-100  
115. 1852 -- Apr 09, steamboat *Saluda* boiler explosion, Missouri Riv., Lexington, MO --54-100  
116. 1857 -- Nov 18, storm, ~twenty coal boats sink, OH and MS Rivers near Cairo, IL -- ~100  
117. 1900 -- Sep 12-13, southeaster gale, off-shore Natives in boats, inshore, Nome AK<sup>1536</sup>>100  
  
118. 1850 -- Oct 06, storm, emigrant (Irish) Ship *Saint John*, Wrecks, Scituate, MA -- 99  
119. 1968 -- May 21, last com., US nuclear submarine *Scorpion*, on bottom 400M W. of Azores-- 99

---

<sup>1533</sup> Cross-listed in Hurricanes.

<sup>1534</sup> The dates are from the time of the first reported case until sailing back to the Baltimore Navy Yard on July 24.

<sup>1535</sup> Cross-listed in Hurricanes.

<sup>1536</sup> A hurricane-like southeaster gale producing storm surge into Nome, AK and high waves that destroyed buildings along waterfront. Have seen reference to 18-19 specific deaths at Nome, mostly drowning. Cross-listing in Maritime in that over 100 Natives reportedly drowned trying to cross from Kings Island to the mainland in umiaks.

120. 1890 -- July 13, steamer *Sea Wing* capsizes in storm, MS River, Lake Pepin, MN -- 98  
 121. 1915 -- Aug 14-15, United Fruit Co. steamer *Marowijne* sinks, hurricane, Gulf of Mx.-87-98  
 122. 1832 -- Nov-Dec (esp.), cholera, East Coast, Mississippi and Ohio river boats<sup>1537</sup> -- ≥95  
 123. 1918 -- Sep 29-Oct, Navy transport *Leviathan*, influenza epidemic, Atlantic Ocean -- 91  
 124. 1839 -- Dec 15, winter gale, maritime losses, MA coast/harbors, esp. Gloucester, MA --67-90  
 125. 1852 -- July 28, steamer *Henry Clay* burns/sinks, Hudson River, Yonkers, NY --70-90  
 126. 1854 -- Mar 09, steamer *John L. Avery* snags/sinks, Miss. Riv., Black Hawk Pt., LA --30-90  
 127. 1858 -- June-Nov, yellow fever, *Echo/27, Sparkling Wave/13, USS Susquehanna/46*-- ≥90  
 128. 1863 -- Aug 21, USS *Bainbridge* capsizes, hurricane, off Cape Hatteras, NC<sup>1538</sup> --80-90  
 129. 1965 -- Nov 13, SS *Yarmouth Castle* fire/capsize/sinks, Miami to Nassau ~Great Stirrup Cay-90

**MARITIME Events – Master Set – By MORTALITY (continued):**

130. 1836 -- Nov 21/22, storm, US ship *Bristol* wrecks, Far Rockaway Beach, Long Isl., NY- 64-89  
 131. 1907 -- July 21, liner *Columbia* hit by sch. *San Pedro*, fog, sinks ~Shelter Cove, no. CA--80-88  
 132. 1918 -- Jul 05, fog, steamer *Columbia* snags/sinks, IL River, Wesley City, Pekin, IL--87-88  
 133. 1943 -- Oct 21, tankers *Gulfbelle* & *Gulfland* collide/burn, ~Lake Worth Inlet, FL --87-88  
     -- 51 *Gulfbelle* (31 crew and 20 Naval Armed Guard)  
     --36-37 *Gulfland* (34-35 crew and 2 Naval Armed Guard)  
 134. 1872 -- Oct 33, screw steamer *Missouri* fire off Abaco Light, Lucaya, Bahamas --50-87  
 135. 1781 -- Mar 18, gale, Continental Sloop *Saratoga* lost off the Bahamas<sup>1539</sup> -- ~ 86  
 136. 1942 -- June 15, passenger ship *Cherokee* sunk by U-boat, Atlantic ~50M off Boston, MA-- 86  
 137. 1943 -- June 01, MM *John Morgan* and tanker *Montana* collide off Cape Henry, VA-- 86  
     --67 freighter *John Morgan* (42 merchant marine crew, 15 Naval armed guard)  
     --19 tanker *Montana* (9 crew and 10 Naval Armed Guard)  
 138. 1856 -- Aug 10-11, Steamer *Nautilus* Founders, Hurricane off LA Coast<sup>1540</sup> --70-85  
 139. 1982 -- Feb 15, storm, *Ocean Ranger* oil rig sinks, Grand Banks, Canada<sup>1541</sup> --15US of 84  
 140. 1943 -- Dec 2, Germans bomb Bari, Italy; US freighter *John Harvey* hit/mustard gas cargo<sup>1542</sup>--≥83  
 141. 1778 -- Dec 25, storm, brig *General Arnold* grounds, White Flats, Plymouth Bay MA-- 81  
 142. 1813 -- Aug 8, schooners USS *Hamilton* & *Scourge* capsize, Lake Ontario squall ~Niagara Riv. NY>80  
 143. 1844 -- Mar 01, Collision, *Buckeye/De Soto* MS River, near Atchafalaya, LA --50-80  
 144. 1844 -- Oct 23, steamer *Lucy Walker* boiler explosion, Ohio River ~New Albany, IN--56-80  
 145. 1847 -- Dec 29, steamer *A.N. Johnston* boiler explosion, Ohio Riv., ~Maysville, KY--60-80  
 146. 1855 -- Jan 27, steamboat *Pearl* boiler explosion, Sacramento River, Sacramento, CA --67-80  
 147. 1929 -- Aug 29, steamer *San Juan* hit by tanker *S.C.T. Dodd*, sinks ~Pigeon Pt., CA --75-78  
 148. 1890 -- Apr 26, SF CA ship *Oneida* strands, Oneida Rock, off Sanak Island SW, AK-- 77  
 149. 1976 -- Oct 20, tanker *Frosta* hits ferry *George Prince* (capsizes), MS Riv., Luling, LA--77  
 150. 1845 -- Dec 18-19, steamer *Belle Zane* snags/capsizes, MS Riv., Island No. 75, AR --40-76

<sup>1537</sup> Do not know exact number; speculate over 95 including 8 steamers and a brig: Brig *Amelia/20*; steamers *Chief Justice Marshall/36, Constitution/7, Experiment/1; Express/1; Gallipolis/4; Freedom/13*; two unnamed (1 each).

<sup>1538</sup> Cross-listed in Hurricanes.

<sup>1539</sup> Estimate based on US Navy note on size of ship's "complement." US Navy. *Dictionary of...Ships*, "Saratoga."

<sup>1540</sup> Cross-listed in Hurricane. Francaviglia (*From Sail to Steam...Texas Maritime History*, 1998, 175) dates the loss at Aug 8 off the coast of Texas.

<sup>1541</sup> Sixty-eight Canadians, one Englishman, and fifteen Americans

<sup>1542</sup> At least 83 people died from mustard gas poisoning; 90% of these U.S. Merchant Mariners from several ships.

151. 1862 -- Aug 13, USS *George Peabody* & *West Point* collide, Potomac River, VA --70-76  
 152. 1865 -- Jan 8, storm, SC steamer *Melville*, NY to Port Royale SC, sinks off Hatteras NC-76  
 153. 1944 -- Jul 2, Japanese sub captures US *Jean Nicolet* complement of 100 off Ceylon; murders most-76  
 154. 1857 -- Nov 21, steamer *Rainbow* burns/sinks, MS riv., Victoria Bend, Napoleon AR--62-75  
 155. 1864 -- Feb-Mar (esp. Mar 22), 8 Gloucester, MA fishing schooners lost at sea --74-75  
 156. 1865 -- Jun 09, steamboat *Kentucky* snags & sinks, Red River, below Shreveport LA --50-75  
 157. 1865 -- Nov 24, steam. *Niagara* sinks after *Post Boy* collision, MS Riv. ~Prairie Pt. AR--75  
 158. 1871 -- Aug 27, steamboat *Ocean Wave* boiler explosion, Point Clear ~Mobile, AL --34-75  
 159. 1873 -- Aug 08, steamer *Wawaset* burns, Potomac River, off Aquia Creek, VA --13-75  
 160. 1862 -- Feb 27, steamboat *Prince* snags and sinks, Mississippi River near Hickman KY--74  
 161. 1868 -- Dec 4, steamers *United States* & *America* collide/burn/sink, OH riv., Rayl's Lndg., IN-72-74  
 162. 1969 -- June 03, *USS Frank E. Evans* cut in half by Aus. carrier *Melbourne*, So. China Sea-74  
 163. 1857 -- Mar 13, schooner *Kamamalu* sails from Honolulu for Hilo, lost at sea ---70-72  
 164. 1932 -- Sep 09, steam screw *Observation* explosion and fire, East River, NY -- 72  
 165. 1945 -- Mar 13, storm, US troopship *J.W. McAndrew* hit by French ship, N. Atlantic --68-71  
 166. 1849 -- Early May~May 10, cholera, steamer *Monroe*, St. Louis to Jefferson City<sup>1543</sup> --63-70  
 167. 1852 -- cholera, esp. MS/OH Rivers, steamers *Midas/17* and *Philadelphia/43* (Atlantic)≥70  
 168. 1859 -- Feb 27, steamer *Princess* boiler explosion/fire, MS River, ~Baton Rouge, LA-- 70  
 169. 1875 -- Nov 09, steamship *City of Waco* burns, off Galveston Bar, TX --49-70  
 170. 1882 -- July 04, steamboats collide, *Scioto* sinks, Ohio River, Mingo Junction, OH -- ~70  
 171. 1883 -- May 03, American steamer *Grapples* burns, Puget Sound to Alaska, off BC -- 70  
 172. 1942 -- July 30, last communication, US submarine *Grunion*, off Kiska Island, AK -- 70

**MARITIME** Events -- **Master Set** -- **By MORTALITY** (continued):

173. 1850 -- Apr 28, stmr. *Anthony Wayne* boiler explosion, Lake Erie, ~Vermilion, OH --38-69  
 174. 1869 -- Feb 12, steamer *Mittie Stephens* fire, Caddo Lake ~Swanson's Landing TX --61-69  
 175. 1943 -- Aug 19, Panamanian-flag tanker *J.H. Senior* collision/fog/burns off Nova Scotia-67-69  
 --40-41 Danish crew and 27-28 US Navy Armed Guard  
 176. 1865 -- Oct 12, steamer *Yosemite* boiler explosion, Sacramento Riv., Rio Vista, CA --55-68  
 177. 1880 -- Aug 28, *City of Vera Cruz* sinks, hurricane (cross-listed) off Mosquito Inlet, FL--68  
 178. 1893 -- Oct 13-14, Great Lakes storm, esp. *Dean Richmond*, *Wocoken*, others, lost --57-68  
 -- 2 *Annie Sherwood* schooner Lake Superior  
 -- 75 *Aunt Ruth* schooner Lake Huron (not certain loss)  
 -- 7-8 *C. B. Benson* schooner, Oct 13, Lake Erie, off Port Colborne, Can  
 --15-23 *Dean Richmond* propeller freighter Lake Erie, off Dunkirk, NY  
 -- 6 *Minnehaha* schooner Lake Michigan  
 -- 6-7 *Riverside* schooner Lake Erie  
 -- 1 *Volunteer* schooner Lake Huron  
 --13-14 *Wocoken* freighter Lake Erie, off Dunkirk, NY  
 -- 3 unnamed small boat Lake Erie, off Dunkirk, NY  
 -- 4 New York mainland  
 179. 1882 -- Feb 05?, gale, Gloucester schrs. *Bellerophon*, *Carroll*, *Pew*, *Revere*, *Somes*, GB--67

<sup>1543</sup> Counted as well in 1849 cholera listing. Have not been able to break out number dying on the *Monroe*, as opposed to those dying after landing, and the citizens who were infected with cholera and subsequently died in Jefferson City and in Cole County. It is conceivable the number dying on the *Monroe* was less than sixty-three.

180. 1918 -- May 01, steamship *City of Athens* sinks in collision off Coast of DE -- 67
181. 1815 -- Jan 23, Portland Maine Privateer *Dash* lost in squall, George's Bank area --54-66
182. 1857 -- May 31, steamboat *Louisiana* burns, off Galveston, TX --35-66
183. 1871 -- Jan 28, steamer *W. R. Arthur* boilers explode, MS riv., Isl. #40 ~Memphis, TN--45-66
184. 1842 -- Nov 15-18, Great Lakes Storm, maritime losses, especially Lake Erie -- >65
- 8 *Brandywine* (schooner), aground, 11-15-1842.
  - 6 *Caroline* (schooner), sunk?, 18 Nov 1842.
  - 6 *Detroit* (schooner), aground, 11-15-1842." Lake Erie off Ontario Province, Can.
  - 1 *Edwin Jenny* (schooner), aground, 15 Nov 1842." Lake Erie, Canadian shore.
  - 8 *Emily* (schooner), lost, 11-18-1842." Capsized off Long Point, Can., Lake Erie.
  - 9 *Jefferson* (schooner), aground, 11-18-1842." Grounded, Buffalo, NY, Lake Erie.
  - 2 *Jena* (schooner). Out of Detroit, lost two men off Grand River, Lake Michigan.
  - 6 *Liguire* (schooner), aground, 11-15-1842." Point Abino, Canada side, Lake Erie.
  - 2 *Merchant* (schooner), rudder damaged, 11-15-1842. Fairport Hbr., NY, Lake Erie.
  - 10 *Milwaukie* (Ship), aground, 18 Nov 1842." Near Kalamazoo Riv., mouth, Lake MI.
  - 7 *N. Hubbard* (schooner), aground, 15 Nov 1842." Off Conneaut OH, Lake Erie.
185. 1846 -- Sep 19, Gale, 11 Fishing Schooners Lost, out of Marblehead, MA -- 65
186. 1866 -- Jan 30, Steamer *Missouri* boiler explodes/sinks, Ohio River near Newburgh, IN- 65
187. 1905 -- July 21, USS *Bennington* Gunboat Boiler Explosion, San Diego, CA --60-65
188. 1914 -- Sep 18, Steamer *Francis H. Leggett* Founders, Storm, off Coast of OR -- 65
189. 1902 -- Apr 20, steamer *City of Pittsburg* fire, Ohio River ~Ogden's Landing, KY -- ~64
190. 1919 -- Jan 10, steamer *Yuna* grounds, Monchoir Bank, Bahamas -- 64
191. 1943 -- Aug 19 US freighter *J. Pinckney Henderson* collision/burns off Nova Scotia--59-63
192. 1852 -- Apr 03, steamboat *Glencoe* boiler explosion and fire, St. Louis, MO --40-62
193. 1944 -- Feb 26, storm, US freighter *William H Welch* grounds/breaks, Eilean Furadh Mor Isl., Scotland-62
194. 1945 -- Jan 21, USN Plane Bombs Explode USS *Hancock* landing, South China Sea-- 62
195. 1856 -- Mar 15, Steam Ferry *New Jersey* Fire., Delaware Ri., Philly to Camden, NJ --30-61
196. 1856 -- Oct 24, stmr. *Toledo* sinks, Lake Michigan storm, off Port Washington, WI --40-61
197. 1864 -- Nov 12, Navy gunboat *Tulip* boiler explosion, Ragged Point, MD --49-61

**MARITIME Disasters -- Master Set -- By MORTALITY (continued)**

198. 1777 -- privateer *The Gloucester* lost, out of Gloucester, MA -- ~60
199. 1823 -- Feb 08, steamboat *Tennessee* snags, Mississippi River, ~ Natchez, MS -- 60
200. 1825 -- May 05, steamer *Teche*, explos. MS R., St. Catherines Creek, ~Natchez MS --15-60
201. 1830 -- Feb 24, steamboat *Helen McGregor* boiler explosion, MS riv., Memphis TN--33-60
202. 1833 -- June 07, steamer *Peruvian* boiler explosion, MS River, ~New Orleans LA<sup>1544</sup> 50-60
203. 1838 -- Nov 25, *General Brown* boiler explosion, Mississippi River, Helena, AR --30-60
204. 1846 -- Feb 14/15, winter Snow Storm, *John Minturn* & other boats wreck, NJ --50-60
205. 1854 -- Jan 28, steamboat *Georgia* Fire (boiler explosion?), Lake Pontchartrain, LA--25-60
206. 1854 -- Mar 05, steamboat *Caroline* burns White Riv. ~20M from MS Riv. mouth, AR--45-60
207. 1856 -- Sep 24, sidewheel *Niagara* burns/sinks, Lake Mich., off Port Washington, WI--40-60
208. 1859 -- Apr 24 steamer *St. Nicholas* boiler explosion/fire, MS Riv., 9m above Helena AR--60
209. 1865 -- Apr 25, *Massachusetts* hits *Black Diamond*, Potomac Riv. ~St. Clement's Isl., MD--≥60

<sup>1544</sup> One report noted a boiler explosion above New Orleans; another said in Natchez MS; one does not note locale other than MS River between New Orleans and Louisville; and one which states there was no explosion.



210. 1866 -- May 31, *City of Memphis* boiler explosion/fire, MS River off Buck Island AR-11--60  
 211. 1867 -- Feb 17, Steamer *David White* boiler explosion, Miss. River ~Pt. Chicot, MS --35-60  
 212. 1868 -- Jun 20, *Morning Star & Cortland* collide & sink, Lake Erie, ~Black Riv. OH- 37-60  
 213. 1944 -- Feb 26, freighter *El Coston* hits US tanker *Murfreesboro*/fire, No. Atlantic -- ~60  
     --17-18 Panama-flagged freighter *El Coston* (9 crew and 8 USN Armed Guard)  
     --43-45 American tanker *Murfreesboro* (26-29 crew and 16-17 USN armed guard)

**MARITIME** Events – **Master Set** -- **By MORTALITY** (continued):

214. 1867 -- Jan 17, steamer *John Raine* Burns?, Mississippi River, Greenville, MS<sup>1545</sup> -- 59  
 215. 1916 -- Oct 20-21, *Merida, D.L. Flyer, James B. Colgate* sink, storm, Lake Erie --54-59
216. 1856 -- July 17, MI steamer *Northern Indiana* burns, Lake Erie, near Pt. Pelee, Ont. --40-58  
 217. 1871 -- Jan 14, steamboat *T. L. McGill* burns, Mississippi River, Shoo-Fly Bar, MS --40-58  
 218. 1918 -- fall/winter, Cruiser *Pittsburgh*, influenza epidemic, Rio de Janeiro Brazil -- 58  
 219. 1926 -- Dec 20, Motor Launch *Linseed King* hits Ice, Sinks, Hudson River, NYC --35-58
220. 1943 -- June 10, tanker *Esso Gettysburg* torpedoed ~100M southeast of Savannah, GA-- 57
221. 1904 -- Jan 8/9, storm, steamer *Clallam* floods/sinks, Strait of San Juan de Fuca/east, WA--56  
 222. 1921 -- Mar 21, ocean-going tug USS *Conestoga* leaves Mare Island, CA, lost at sea-- 56
223. 1842 -- July 03, steamboat *Edna* boiler explosion, near mouth of MO River, MO -- 55  
 224. 1883 -- Dec 28, Gloucester schooners *Stetson, Knutsford, Irving, Maddocks* lost, gale--52-55  
 225. 1913 -- Mar 07, harbor/ship (*Alum Chine*) dynamite explosion, Baltimore, MD<sup>1546</sup> -- 55  
 226. 1918 -- Sep 20-Oct 2, Navy transport *America*, influenza outbreak, Atlantic to France-- 55  
 227. 1925 -- Aug 18, steamer *Mackinac* boiler explosion, Narragansett Bay, RI --47-55  
 228. 1944 -- Apr 19, US Liberty ship *John Straub* explosion/sinks off Sanak Island, AK --53-55
229. 1878 -- Oct 21-24, hurricane and maritime loses, NC, VA, MD, DE, PA, NJ, CT<sup>1547</sup> -- 54  
 230. 1945 -- Apr 09, US freighter *Charles Henderson* explos., bomb unloading, Bari, Italy --52-54
231. 1848 -- Aug 12, steamer *Edward Bates* boiler explosion, Miss. River ~Hamburg, IL -- 53  
 232. 1901 -- Aug 15, Can. steamer *Islander* hits iceberg/sinks off Douglas Isl. ~Juneau, AK --42-53  
 233. 1942 -- Nov 23, US tanker *Caddo* sunk by U-boat, east of Halifax, Nova Scotia --51-53
234. 1851 -- Feb?, steamboat *Arkansas*, Tallapoosa River, Mobile to Wetumpka, AL -- 52

<sup>1545</sup> Though there are four sources, have been unable to corroborate with any newspaper or other source. Suspicious – when there was a steamboat large loss of life event it was reported in papers nationwide. Speculate there may have been confusion between this “event” and boiler explosion on steamboat *David White* 2-17-1867 at Point Chicot, just above Greenville. Earlier in its career (1858) the *David White* had been named *John Raine*. The source we use which notes this states that “some sixty persons lost their lives...” when *the David White* boilers exploded. (*Cincinnati Commercial*. “River and Steamboat News.” 5-9-1867, p. 7.) This is close to the 59 noted by Berman, Lytle/Holdcamper, Nash, and Way, in their accounts of the *Raine* fire. Suspect that either Lytle and Holdcamper or Way put down the first (and mistaken) account, and the other sources repeated the same data.

<sup>1546</sup> Cross-listed in Explosions.

<sup>1547</sup> Land & Maritime losses cross-listed in Hurricane.

**MARITIME** Events -- **Master Set** -- **By MORTALITY** (continued):

235. 1870 -- Oct 20, steamer *Varuna* sinks in hurricane, 35 miles NE of Jupiter Inlet, FL -- 52  
 236. 1929 -- Oct 22, RR car carrier *Milwaukee* sinks, Lake MI storm ~7m NE Milwaukee WI--52  
 237. 1942 -- Sep 24, US freighter *John Winthrop* sunk by U-boat, N. Atlantic, for NY --all 52
238. 1840 -- May 07, steamboat *Hinds* sunk, Tornado, Natchez, MS<sup>1548</sup> -- 51  
 239. 1847 -- Nov 19, steamers collide, *Talisman* sinks, Miss. River, Cape Girardeau, MO-- ≥51  
 240. 1919 -- Nov 07-09, Baltimore MD steamer *Polar Land* founders off Scatarie Isl. NS-- 51  
 241. 1956 -- July 25, *Andrea Doria* and *Stockholm* collide, fog off Nantucket Isl., MA<sup>1549</sup>-- 51
242. 1820 -- Jan 11, last sighting of schooner USS *Lynx*, St. Mary's, GA to Jamaica -- 50  
 243. 1837 -- Dec 27, *Black Hawk* boiler explosion, fire, MS River, Black Hawk Pt., LA --30-50  
 244. 1838 -- June 16, stmr. *George Washington* (2d) burns, Lake Erie, ~Silver Creek, NY--30-50  
 245. 1846 -- Nov 21, steamers collide, *Maria* sinks, Miss. River, 7M below Natchez MS --30-50  
 246. 1848 -- May 27, steamer *H. Kenney* boiler explosion, Tombigbee River, AL -- 8-50  
 247. 1848 -- Dec 22, cholera, steamboat *Peytona* arrives at Louisville from New Orleans<sup>1550</sup> --50  
 248. 1849 -- sometime after Apr 21, cholera on steamboat *Mary*, MS Riv. before St. Joseph-- 50  
 249. 1850 -- Oct 29, steamboat *Sagamore* boiler explosion, Central wharf, San Francisco, CA-30-50  
 250. 1856 -- Nov 04, stmr. *J.W. Brooks* sinks, Lake Ont. gale, ~False Duck Island, Ontario --20-50  
 251. 1859 -- Mar 28, steamers *Nathaniel Holmes* & *David Gibson* collide, OH Riv., Petersburg, KY-35-50  
 252. 1860 -- June 25, steamer *Ben. W. Lewis* boiler explosion/fire, Miss. River, Cairo, IL --23-50  
 253. 1867 -- Jan 17, steamer *Platte Valley* hits submerged wreck, MS Riv. near Memphis TN--16-50  
 254. 1874 -- Aug 05, steamboat *Pat Rogers* burns, Ohio River ~1M below Aurora, IN --47-50  
 255. 1880 -- June 28, steamer *Seawanhaka* explodes/burns, East River, Randall's Isl., NY --24-50  
 256. 1915 -- Aug 16-17, dredge-boat *Sam Houston* grounds, hurricane, Highland, TX<sup>1551</sup> -- 50  
 257. 1930 -- June 10, fog/collision/fire, *Fairfax*/oil tanker *Pinthis*/all 19, off Scituate, MA<sup>1552</sup>-50  
 258. 1942 -- Aug 17, US tanker *Louisiana* sunk by U-boat ~200M off Paramaribo, Suriname-49-50  
 259. 1942 -- Sep 19, US freighter *Wichita* sunk by U-boat ~75 miles south of Barbados --all 50  
 260. 1960 -- Dec 19, fire, *USS Constellation* (under construction) NY Naval Shipyard, NY-- 50
261. 1887 -- Oct 29, loaded steamer *Vernon* sinks, Lake MI storm, off Two Rivers, WI --41-49  
 262. 1915 -- Apr 03, shipwreck, steamer *Prinz Maurits*, off Cape Hatteras, NC -- 49  
 263. 1925 -- Nov 30-Dec 02, hurricane and maritime losses off east coast of FL -- 49  
     -- 6 Flagler Beach area. Rum running schooner from Bahamas grounds/breaks  
     --32 St. Augustine, ~35 miles off of; SS *Cotopaxi* founders  
     --11 somewhere south of Savannah, heading south; Yacht *Miramar*
264. 1947 -- Nov 24, storm, Army transport *Clarksdale Victory* grounds, Hippa Isl., BC<sup>1553</sup>-- 49  
 265. 1977 -- Jan 17, USN LCM-6 liberty boat hit/capsized by cargo vessel, Barcelona, Spain--49

<sup>1548</sup> Cross-listed in Tornado. 586 people estimated to have been killed due to this tornado.

<sup>1549</sup> Cross-listed in Fog as Contributing Factor. *Andrea Doria* was Italian liner; *Stockholm* was Swedish. Collision occurred in U.S. waters. 46 passengers died on the *Andrea Doria*; 5 sleeping crewmen died on the *Stockholm*.

<sup>1550</sup> McClellan in his *History of the Travels of Asiatic cholera...In North America* (1875, p. 611), writes that in addition to these 50 deaths some passengers subsequently succumbed to cholera at the Marine Hosp. there.

<sup>1551</sup> Cross-listed in Hurricanes as a subset. There were 275-352 total fatalities.

<sup>1552</sup> Cross-listed in

<sup>1553</sup> Part of Canadian Graham Island group just south of southern point of Alaska's Alexander Archipelago.

**MARITIME** Events -- **Master Set** -- **By MORTALITY** (continued):

266. 1885 -- Nov 07, snowstorm, passenger ship *Algoma* grounds, Greenstone, Mott Isl., MI<sup>1554</sup>-37-48  
267. 1924 -- Jun 12, battleship *USS Mississippi* gun turret cordite fire off San Pedro, CA -- 48  
268. 1939 -- Sep 25, tropical storm, fishing boat *Lur/15, Spray/24* capsized, others, SoCal--44-48  
269. 1942 -- Feb 27, US tanker *R.P. Resor* sunk by U-boat ~20m east of Manasquan Inlet NJ-- 48
270. 1865 -- Oct 15, steamer *Atlanta*, N.O., LA to NYC sinks/storm, off Sandy Hook, NJ--45-47  
271. 1916 -- May 09, steamer *Roanoke* founders (sinks) off Point Buchon, CA --45-47  
272. 1989 -- Apr 19, *USS Iowa* No. 2 turret explosion, near Puerto Rico -- 47  
273. 1993 -- Sep 22, fog, barge hits bridge, Amtrak train derailed into water/fire, ~Mobile, AL<sup>1555</sup>-47
274. 1820 -- Mar 06, USN chartered schooner *Quaker* sinks in gale, Chesapeake Bay --41-46  
275. 1854 -- Mar 13, steamer *Reindeer*, boiler flue collapse, Ohio River, Cannelton, IN --40-46  
276. 1858 -- Spring, *USS Susquehanna*, yellow fever outbreak, off San Juan, Puerto Rico-- 46  
277. 1889 -- Oct 03, steamer *Corona* boiler explosion, Mississippi Riv., False River, LA --38-46  
278. 1942 -- Jan 24, *USS S-26* accidentally rammed/sunk by PC-460, Gulf of Panama -- 46  
279. 1942 -- June 08, US freighter *Sicilien* sunk by U-boat ~10m so. of Cape Beata, Dom. Rep.-- 46  
280. 1952 -- Jan 09, SS *Pennsylvania* (of Tacoma) founders ~455M off Cape Flattery WA-- 46
281. 1906 -- Nov 18, steamers *Dix* and *Jeanie* collide, *Dix* sinks, Puget Sound, WA --42-45  
282. 1935 -- Jan 24, collision, liner *Mohawk* (sinks) & freighter *Talisman*, off Sea Girt, NJ-- 45  
283. 1942 -- Jan 26, U.S. freighter *West Ivis* sunk by U-boat, off Cape Hatteras, NC -- 45  
284. 1951 -- Sep 1, overloaded deep-sea fishing boat *Pelican* capsizes off Montauk Pt., Long Isl., NY--45
285. 1905 -- Oct 19/20, Great Lakes storm, at least 27 wood vessels lost, esp. *Kaliyuga* -- ≥44  
-- 5 *Emma L. Neilsen*, schooner, stranded, Presque Isle Bay, MI, Lake Huron.  
-- 2 *John V. Jones*, schooner, Lake Michigan.  
-- 1 *Joseph S. Fay*, steamer, near Rogers City, MI, Lake Huron.  
--17 *Kaliyuga*, steamer, lost, last seen 5m off Presque Isle, MI, Lake Huron.  
-- 9 *Minnedosa*, schooner (Canadian), foundered off Harbor Beach, MI. L. Huron.  
-- 2 *Sarah E. Sheldon*, schooner, off Loraine near Lincoln, OH, Lake Erie.  
-- 8 *Tasmania*, schooner-barge, foundered, SW Shoal, Pelee Island, Lake Erie.
286. 1942 -- June 9-10, US freighter *Merrimack* sunk by U-boat ~65m SE Cozumel Island-43-44  
287. 1966 -- Oct 26, *USS Oriskany* fire, lit magnesium flare in flare locker, off Vietnam -- 44
288. 1866 -- Dec 27, steamer *Fashion* burns, Miss. River, 7-12M above Baton Rouge, LA-- 43  
289. 1885 -- Oct 12, last sighting, San Fran. whaler *Amethyst*, St. Lawrence Isl. Bering Sea, AK--43  
--38 *Amethyst* crew  
-- 5 *Rainbow* crew survivors onboard the *Amethyst*
290. 1896 -- Mar 08, Seattle schooner *Lincoln* departs for Kodiak, AK, lost, storm, Pacific--25-43  
291. 1902 -- Jan 02, steamer *Walla Walla* hit by bark *Max*, 9m off Cape Mendocino, CA --36-43

<sup>1554</sup> No surviving record of those onboard and conflicting accounts of numbers of crew and passengers lost and saved. The Thunder Bay Public Library webpage on the *Algoma* names 30 crew and 12 passenger fatalities.

<sup>1555</sup> Cross-listed in Fog as a contributing factor and in Rail.

292. 1942 -- Jan 19, US freighter *City of Atlanta* sunk, U-boat ~10m off NC SE of Manteo-- 43  
 293. 1943 -- Dec 11, collier *Suffolk* sinks in heavy gale off Montauk Point, NY --all 42-43

**MARITIME Events -- Master Set -- By MORTALITY (continued):**

294. 1846 -- Nov 27, *Atlantic* steam explos., grounds, reef, gale ~Fisher's Island, NY -- 42  
 295. 1852 -- Jan 31, steamer *General Warren* grounds/wrecks, Columbia Riv. Bar, OR --40-42  
 296. 1856 -- Oct 29, sidewheel *Superior* grounds, Lake Superior gale, Pictured Rocks MI--34-42  
 297. 1862 -- Feb 23, Confederate steamer *Cambridge* snags, Grand Glaise, AR -- 42  
 298. 1871 -- Apr 02, gale, Gloucester, MA schooners *Lindberg*, *Pride*, *Murray*, *Hough* lost-- 42  
 299. 1921 -- Jan 20, steamer *Hewitt* sails from Sabine TX for Boston MA, Lost -- 42  
 300. 1921 -- Aug 06, fog, coastal passenger steamer *Alaska* grounds off Blunts Reef, CA -- 42  
 301. 1943 -- June 12, U.S. Navy submarine *R-12 (SS 89)* floods, sinks, off Key West, FL -- 42
302. 1819 -- July 27, hurricane, US *Firebrand* grounds, 'Square Handkerchief,' MS<sup>1556</sup> --39-41  
 303. 1848 -- May 27, str. *Clarksville* burns, MS Riv., ~Isl. 75/Ozark Isl. ~Napoleon, AR --21-41  
 304. 1850 -- Mar 04, steamer *Orline St. John* burns/sinks, Ala. Riv. ~Bridgeport Landing, AL--39-41  
 305. 1851 -- Nov 27, *Archer* sinks after collision (*Die Vernon*), MS Riv., Enterprise Isl. ~Grafton, IL--34-41  
 306. 1864 -- Jun 03, steamer *Pocahontas* sinks, *City of Bath*, collision, off Cape May NJ --40-41  
 307. 1898 -- Mar 20/21, bark *Helen W. Almy* capsizes near Point Bonita, CA --40-41  
 308. 1916 -- Aug 29, cruiser USS *Memphis* driven to shore by giant waves, Dom. Rep. -- 41  
 309. 1914 -- Jan 30, steamers *Monroe* & *Nantucket* collide in fog off Hog Island, VA<sup>1557</sup> -- 41  
 310. 1942 -- June 05, US tanker *L.J. Drake* sunk by sub SE of Isla Saona, Dominican Rep.-- 41
311. 1766 -- Mar, storm, seven Gloucester MA fishing boats sink, Grand Bank -- ~40  
 312. 1792 -- July 01, storm or tornado, Philadelphia and NYC, boaters drown -- ~40  
 313. 1829 -- June 04, magazine explosion, steam frigate *Fulton*, Navy Yard, Brooklyn<sup>1558</sup>-24-40  
 314. 1833 -- Nov, steamship *Caspian* burns, near Mouth of Red River, LA --25-40  
 315. 1833 -- Oct 31, steamer *St. Martin* burns, Mississippi River, Donaldsonville, LA --30-40  
 316. 1835 -- May 15, steamboat *Majestic* boiler collapse/explosion, Memphis, TN --38-40  
 317. 1842 -- Oct 08, *S.B. Eliza* snags/sinks, MS Ri. ~5m above mouth OH Ri, IL Shore --30-40  
 318. 1843 -- Sep 19, steamboat *Clipper No. 1* boiler explosion, MS Riv., Bayou Sara, LA--30-40  
 319. 1845 -- Apr 07, steamer *Swallow* grounds, Hudson River, near Athens, NY --15-40  
 320. 1845 -- Dec 11, steamer *Caspian* snags and sinks, Miss. River, Island No. 25, AR -- 40  
 321. 1850 -- Jan, cholera onboard steamboat *Dove*, Ouachita River, AR and LA --30-40  
 322. 1851 -- May 02, steamer *Webster* burns, MS riv., Island no. 86, Kentucky Bend, KY--30~40  
 323. 1852 -- Jan 25, steamer *De Witt Clinton* snags, sinks, MS Riv. below Memphis, TN --35-40  
 324. 1852 -- Apr 03, steamer *Redstone* boiler explosion, Ohio River 3M~ Carrollton, KY --26-40  
 325. 1852 -- July 05, steamer *St. James* boiler explosion/burns, Lake Pontchartrain, LA --38-40  
 326. 1862 -- Aug 21, steamer *Acacia* snags, sinks, Mississippi River, Grand Cut Off, AR -- ~40  
 327. 1865 -- May 29, storm, *Governor Troup* burns Savannah Ri., below Augusta, SC shore-- 40  
 328. 1865 -- Aug 9, *Pewabic* collides with *Meteor*, sinks, Thunder Bay, Lake Huron, ~Alpena, MI- 40  
 329. 1865 -- Dec 27, steamer *Constitution* grounds/breaks-up, Cape Lookout shoals, NC -- 40

<sup>1556</sup> Cross-listed under Hurricane.

<sup>1557</sup> Cross-listed in Fog as a Contributing Condition.

<sup>1558</sup> Cross-listed in Explosions.

330. 1866 -- Jan 28, steamer *Miami* boiler explosion and fire, Arkansas River ~Napoleon AR-40  
 331. 1870 -- Feb 19, steamer Emma No. 3 snags, burns, MS Riv., Isl. No. 35/Reverie, TN-- 40  
 332. 1872 -- Apr 11, steamer *Oceanus* boiler explosion/fire, MS River, Brook's Point, IL--34-40  
 333. 1886 -- Dec 13, steamer *J.M. White* fire, MS Riv., Blue Store Lndg. ~Pt. Coupee, LA--28-40  
 334. 1887 -- Nov 17-19, northeaster, Lake Superior, thirty shipwrecks -- ~ 40  
 335. 1920 -- Apr 18, storm steamer *William O'Brien*, NYC, lost in Atlantic Ocean -- 40  
 336. 1927 -- Dec 17, sub *USS S-4* struck by CG *Paulding*, sinks off Provincetown, MA -- 40

**MARITIME** Events -- **Master Set** -- **By MORTALITY** (continued):

337. 1860 -- Oct 31, steamer *H. R. W. Hill* boiler explosion, Miss. Riv., Baton Rouge, LA-- 39  
 338. 1870 -- Dec 18, *Nick Wall* snags/sinks Miss. River, ~Princeton, MS/Napoleon, AR -- 39  
 339. 1886 -- Nov 15-18, Lake Superior and Michigan storm, MI & WI maritime deaths -- 39  
     -- 5 *Emerald*, barge; foundered near Kewanee, WI, Lake Michigan  
     -- 3 *F. M. Dickinson*, barge; foundered off Kewaunee, WI, Lake Michigan  
     -- 1 *Florida*, schooner; pushed ashore into pier crushing a crewman  
     -- 6 *Helen*, schooner; grounded near Muskegon, MI, Lake Michigan  
     --10 *Lucerne*, schooner; grounded/broke-up off Chequamegon Pt., WI, Superior  
     -- 7 *Marinette*, schooner; driven ashore/wrecked near Frankfort, MI, Lake Mich.  
     -- 7 *Menekaunee*, schooner; driven ashore/wrecked near Frankfort, MI, Lake MI  
 340. 1906 -- Nov 21-22, Great Lakes Storm, U.S. and Canadian losses (esp. maritime) --38-39  
 341. 1913 -- Jan 01-25, Steamer *El Dorado* Lost, from Sparrow Point MD to Galveston -- 39  
 342. 1942 -- Feb 20, US freighter *Lake Osweya* sunk by U-boat, Atlantic, off SW Nova Sc. --all 39  
 343. 1942 -- May 20, US tanker *Halo* sunk by U-boat ~15M south of Port Fourchon, LA -- 39  
 344. 1942 -- May 27, US freighter *Jack* sunk by U-boat ~100M SW of Port Salut, Haiti --37-39  
 345. 1951 -- Apr 20, *Esso Greensboro* & *Esso Suez* collide full speed/dense fog, Gulf of Mexico-- 39  
     --37 tanker *Esso Greensboro* ( 5 survivors)  
     -- 2 tanker *Esso Suez* (47 survivors)  
 346. 1963 -- Feb 04, SS *Marine Sulphur Queen* disappears between Cuba and south FL -- 39  
 347. 1972 -- Feb 01, gas explosion (lightning?), tanker *V.A. Fogg*, off Galveston, TX<sup>1559</sup> -- 39  
  
 348. 1860 -- Jan 5, steamer *Northerner* hits rock off Centerville Beach, S of Humboldt Bay CA--33-38  
 349. 1862 -- fall, esp., yellow fever, especially U.S. Frigate *St. Lawrence* (29) -- 38  
 350. 1878 -- Dec 10, steamer *Emily B. Souder* founders in storm off Cape Hatteras, NC --36-38  
 351. 1900 -- Aug 07, storm and maritime losses, Nome and vicinity, AK -- 38  
 352. 1906 -- Feb 24, SF CA steamer *Centennial* departs Hakodate, Japan for San Fran., lost-- 38  
 353. 1909 -- Dec 08, coal car ferry *Marquette & Bessemer No. 2* lost, Lake Erie storm --30-38  
 354. 1918 -- Early Oct, US Navy transport *Siboney*, influenza epidemic, Atlantic Ocean -- 38  
 355. 1919 -- Dec 18, steamer *J.A. Chanslor* hits rocks in fog, sinks off Cape Blanco, OR --37-38  
 356. 1942 -- Feb 21, US freighter *Azalea City* sunk by U-boat ~125 miles SE of Ocean City, MD--38  
 357. 1942 -- Apr 23, Amer. tanker *Connecticut* sunk by German torpedo boat, so. Atlantic-36-38  
 358. 1942 -- Nov 7, US freighter *Nathaniel Hawthorne* sunk by sub ~40M NE Isla de Margarita--38  
  
 359. 1806 -- Aug 21-24, hurricane, Carolinas coastal/maritime, *Rose in Bloom* upset, NJ<sup>1560</sup>-- 37

<sup>1559</sup> Cross-listed in Lightning and Explosions.

**MARITIME** Events – **Master Set** – **By MORTALITY** (continued):

360. 1852 -- Sep 04, steamboat *Reindeer* boiler explosion, Hudson River ~Bristol, NY --28-37  
361. 1853 -- May 15, US (Baltimore built) *Monumental City* grounds, Tullaberga Is. Aus.-32-37  
362. 1889 -- Apr 06, nor'easter, DE/MD/VA/NC, Chesapeake Bay, many vessels lost --25-37  
363. 1910 -- Oct 11-14, steamship *Arkadia* lost at sea, New Orleans, LA to San Juan, P.R.-- 37  
364. 1920 -- Feb 29, steamer *Cubadist* lost, Cuba to Baltimore, MD -- 37  
365. 1941 -- June 29, cabin cruiser *Don* explodes and burns off Bailey Island, ME -- 37  
366. 1941 -- Dec 02, American tanker *Astral* sunk by U-boat off coast of Lisbon, Portugal-all 37  
367. 1944 -- Sep 12, hurricane, USN minesweeper *YMS 409* sinks, off Atlantic coast<sup>1561</sup> -- ~37  
368. 1945 -- Apr 09, US tanker *Saint Mihiel* collision/fire/abandoned, off Delmarva coast-- 37  
369. 1953 -- Oct 16, carrier USS *Leyte* explosion/fire, Charleston Naval Yard, Boston MA-- 37  
370. 1954 -- Oct 07, SS *Mormackite* founders in rough seas off the Virginia Capes, VA -- 37  
371. 1966 -- Jun 16 (& 28), collision/explosions/fire, *Texaco Mass./Alva Cape*, off NY, NY<sup>1562</sup>-- 37  
372. 1967 -- Oct 09, freighter *Panoceanic Faith* founders/storm, 870m SW of Kodiak, AK--36-37  
373. 1987 -- May 17, USS *Stark* hit by Iraqi Air Force Mirage missiles, Persian Gulf<sup>1563</sup> -- 37
374. 1840 -- May 10, schooner *Keola* sinks after ballast shifts, off Kahoolawe, Hawaii --26-36  
375. 1841 -- Feb 22, fire, steamer *Creole*, Miss. River, Torras, ~Red River Mouth, LA --12-36  
376. 1844 -- Dec 14, collision, *Belle of Clarksville/Louisiana*, MS River, ~Memphis, TN --31-36  
377. 1850 -- Apr 22, *Belle of the West*, fire/boiler explosion?, OH Riv., ~Warsaw, KY<sup>1564</sup>- 34-36  
378. 1853 -- Mar 23, steamer *Farmer* boiler explosion, was racing, Galveston Bay, TX --32-36  
379. 1854 -- Sep 12, steamer *Malon* sinks, Ohio River, near Paducah, KY -- 36  
380. 1865 -- Jan 26/27, steamer *Eclipse* boiler explosion, Tenn. River, Johnsonville, TN --27-36  
381. 1870 -- Oct 09, steamer *Mariposa* (NOLA to NY) lost/founders off east coast of FL -- 36  
382. 1904 -- Dec 07, SF CA fishing schr. *Pearl* departs; wreck found Mar 7 ~Sanak Isl., AK--36  
383. 1913 -- Jan 07, storm, *Rosecrans* grounds, mouth Columbia Riv., Peacock Spit, OR --30-36  
384. 1915 -- Dec 23, NY steamer *Orleanian* leaves NYC for Malta, not heard from again-- 36  
385. 1919 -- Sep 08, last communication, steam tanker *Larimer*, 8m south of Key West, FL<sup>1565</sup>- 36  
386. 1942 -- Jan 15, UK tanker *Coimbra* (out of Bayonne, NJ), torpedoed by U-boat 50M so. Shinnecock L.I., NY-36  
387. 1942 -- Mar 05, US freighter *Mariana* sunk by U-boat ~30M no. of east Turks Isl. --all 36  
388. 1942 -- May 19, US freighter *Heredia* sunk by U-boat 2M SE of Ship Shoal Buoy, LA-35-36  
389. 1951 -- May 14, collier *Thomas Tracy* & USS *Valcour* collide/*Valcour* fire off Cape Henry VA--36
390. 1845 -- July 23, steamboat *Big Hatchie* boiler explosion, Missouri river, Hermann MO->35  
391. 1848 -- Jan 18, steamboat *Yalobusha* burns, Mississippi River, Donaldsonville, LA -- 35  
392. 1860 -- Feb, Gloucester Ma sch. *George Washington, Advance, W.S. Wonson, Relief* lost-35

---

<sup>1560</sup> Cross-listed in Hurricanes. Majority of deaths were maritime (e.g. 21 from *Rose In Bloom* off Barnegat Inlet NJ). Sources note 42 deaths. Have seen references to only five on land (in the Wilmington, NC vicinity). Thus we surmise, for purposes of positioning in a tally, that something like (or approximately) 37 were maritime.

<sup>1561</sup> These fatalities are part of the 391 attributed to the "Great Atlantic Hurricane."

<sup>1562</sup> Thirty-three deaths on June 16 (*Alva Cape*, 19; tug *Esso Vermont*, 8; *Texaco Massachusetts*, 3; and tug *Latin American*, 3) and four more on June 28 while the *Alva Cape* was being unloaded at Gravesend Bay.

<sup>1563</sup> Cross-listed in Violence -- Attacks.

<sup>1564</sup> There were newspaper stories of 50-120 deaths. We use lower estimates found in government and later writings.

<sup>1565</sup> Included, as well, in Sep 10-14. 1919 Hurricane.

- 1862 -- or 1863, Aug, <sup>1566</sup> steamer *Planet* sinks, Lake Superior ~Eagle Riv., Keweenaw Pt.-- 35
393. 1863 -- Aug 28, sidewheel *Sunbeam* sinks, Lake Superior gale, ~Eagle Harbor, MI --26-35
394. 1864 -- June 08, fire steamer *Berkshire*, Hudson River, Esopus Island, NY -- 35
395. 1865 -- Mar 02, Union transport *James Watson* snags/burns, MS Riv., Island No. 76, AR--34-35
396. 1868 -- Mar 18, *Magnolia* boiler explosion/fire, OH R. ~Cincinnati Oh & California Ky-- 35
397. 1886 -- Oct 05, *La Mascotte* flue collapse/fire/stack fall, MS Riv., Crawford Lndg., MO-- ≥35
398. 1894 -- May 15-18, Great Lakes Storm, esp. Lake Michigan, 23-28 ships founder --27-35
399. 1894 -- June 24, overloaded (NY excursionists) tug *James D. Nicol*, sinks, Sandy Hook, NJ-- ≥35
400. 1898 -- Jan 31-Feb 1, storm and maritime fatalities, MA coast, esp. Gloucester area --17-35
401. 1921 -- Oct 24, last comm. with oil tanker *Santa Rita*, New Orleans to Italy, lost at sea-- 35
402. 1924 -- Mar 11, Ward Line steamer *Santiago* wrecks off Hatteras, NC --25-35
403. 1926 -- Apr 08, *Silvanns* and *Thomas H. Wheeler* collide, Pointe A La Hache, LA -- 35
404. 1941 -- Aug 18, fire, Pier 27, spreads to freighter *Panuco*, burns/sinks, Brooklyn NY--34-35
405. 1941 -- Dec 7, cargo ship *Cynthia Olson* sunk by Japanese sub, Pacific, btw. Tacoma & Honolulu-35
406. 1942 -- Feb 06, US freighter *Major Wheeler* sunk by U-boat, ~130m off Cape Hatteras NC--35
407. 1942 -- Feb 22, US tanker *W.D. Anderson* sunk by U-boat off Jupiter Island, FL -- 35
408. 1942 -- June 29, US freighter *Ruth* sunk by U-boat, Caribbean, ~320M NNE Barbuda-- 35
409. 1943 -- Dec 16, US freighter *Nevada* founders in gale, Atlantic ~200m so. of Greenland-31-35
410. 1980 -- May 9, *Summit Venture* hits Sunshine Skyway Bridge, Collapse, Tampa FL <sup>1567</sup>-- 35

**MARITIME** Events – **Master Set** – **By MORTALITY** (continued):

411. 1811 -- Oct 05, gale/hurricane, USS gun boat *No. 2* sinks, off St. Mary's, GA -- 34
412. 1841 -- steamer *Carolina* snags, Mississippi River, Osceola, AR -- 34
413. 1848 -- Dec, cholera, esp. MS River steamers *Paytona/14*, *Mohawk/6*, *Fashion/5* -- 34
414. 1853 -- Apr 11, steamship *Jenny Lind* boiler explosion, San Fran. Bay ~Redwood City, CA-33-34
415. 1861 -- Feb, Gloucester MA schrs. *Sweepstakes*, *Young*, *Stanwood*, *White Swallow* lost-- 34
416. 1865 -- Oct 25, steamer *Republic* (former USS *Tennessee*) founders ~Savannah, GA-- 34
417. 1872 -- Aug 30, steamer *Metis* hit by schooner and sinks off Watch Hill, RI -- ≥34
418. 1873 -- Jan 27~, steamer *George S. Wright* hits rocks?, Queen Charlotte Sound, BC, Can.-34
419. 1886 -- Jan 8-10, gale, coast of NJ, NY and New England, maritime losses -- 34
420. 1898 -- May 22, squall, Seattle schooner *Jane Gray* takes on water/sinks W of Cape Flattery, WA-34
421. 1904 -- Apr 13, battleship *Missouri*, magazine explosion, off Pensacola, FL <sup>1568</sup> --32-34
422. 1916 -- Dec 26, steamer *Maryland* lost, Atlantic Ocean, 300 miles off NY --26-34
423. 1916 -- Jan 18, gale, Can. halibut trawler *Onward Ho* lost (icing capsized) ~Cape Fairweather, AK--34
424. 1932 -- Sep 27, OR steamer *Nevada* strands on rocks, Aleutian Island Amatignak, AK-- 34
425. 1936 -- Jan 12, freighter SS *Iowa* grounds/sinks, Columbia Riv. bar, Peacock Spit, WA-- 34
426. 1940 -- Nov 11-12, Armistice Day Storm, Lake Michigan, *Anna Minch*, others lost -- 34
427. 1942 -- Feb 02, US tanker *W.L. Steed* sunk, U-boat, ~90m off Delaware River mouth, DE-- 34
428. 1942 -- Mar 06, US freighter *Steel Age* sunk by sub, S. Atlantic ~130m NE Paramaribo, Suriname--34
429. 1942 -- Mar 22, American tanker *Muskogee* sunk by U-boat, northeast of Bermuda --all 34
430. 1980 -- Oct 24, SS *Poet* leaves Philadelphia for Egypt, lost, probably Oct 25-26 -- 34

<sup>1566</sup> Though reported in a source, the *Planet* did not sink in August 1862 or 1863. The *Planet* did pick up a survivor of the *Sunbeam* sinking in a storm at this location Aug 28, 1863 – 34 died in that event.

<sup>1567</sup> Cross-listed in Structural Failure, Bridge Collapse and in Road/Highway.

<sup>1568</sup> Cross-listed under Explosions.

431. 2019 -- Sep 02, diving boat *Conception* fire, near north side of Santa Cruz Island, CA-- 34

**MARITIME** Events – **Master Set** – **By MORTALITY** (continued):

432. 1807 -- July, South Ferry scow sinks, Hudson River, Albany, NY -- 33  
433. 1859 -- Dec 16, ship *Silas Holmes* founders after grounding, Florida Keys vic., FL --32-33  
434. 1861 -- Nov 9-10~, NY steamer *Keystone State* sinks, Lake Huron gale, off Port Austin, MI--33  
435. 1864 -- Apr 15, steamer *Chenango* boiler explosion, NY Harbor ~Ft. Richmond NY--30-33  
436. 1887 -- July 10, overloaded sloop yacht *Mystery* capsizes, Canarsie Bay, LI, NY --24-33  
437. 1888 -- Dec 23, steamer *Kate Adams* burns, Miss. River, Commerce Landing, MS -- ~33  
438. 1901 -- Dec 2, steamer *Matteawan* leaves Nanaimo, BC for San Fran., CA, lost in gale-- 33  
439. 1910 -- Feb 06, US Navy tug *Nina* departs Norfolk, sinks in gale, Fenwick Isl. Shoals, DE--31-33  
440. 1916 -- freight steamer *Frederick* lost at sea, North Atlantic -- 33  
441. 1925 -- Sep 25, sub *USS S-51* hit by *City of Rome*, sinks, Block Island, RI -- 33  
442. 1941 -- June 19, sub *USS 0-9 (SS-70)* sinks, 1<sup>st</sup> deep dive test off Isle of Shoals, NH-- 33  
443. 1942 -- Feb 22, US tanker *J.N. Pew* sunk by U-boat, Caribbean, ~225M west of Aruba-- 33  
444. 1942 -- Jun 28, US freighter *Tillie Lykes* sunk by sub ~100m so. Santo Domingo, Dom. Rep.-33  
445. 1942 -- June 23, US tanker *Rawleigh Warner* sunk by U-boat south of East Bay, LA--all 33  
446. 1944 -- Sep 12, *USS YMS-409* minesweeper founders off Cape Hatteras, NC<sup>1569</sup> --32-33  
447. 1958 -- Nov 18, freighter *Carl D. Bradley* sinks in Lake MI storm, ~Gull Island, MI-- 33  
448. 2015 -- Oct 1, U.S. cargo ship *El Faro* sinks / Hurricane Joaquin, off east Bahamas<sup>1570</sup>-- 33
449. 1836 -- Oct 25, steamer *Royal Tar* burns/sinks off Fox Island, Penobscot Bay, ME -- 32  
450. 1846 -- Dec 08, storm, U.S. Naval brig *Somers* capsizes off Vera Cruz, Mexico --30-32  
451. 1852 -- Aug 22, steamer *Doctor Franklin No. 2* flue collapse, Ste. Genevieve, MO -- 32  
452. 1871 -- Oct 15, steamer *R.G. Coburn* sinks, Lake Huron storm, no. of Saginaw Bay, MI--~32  
453. 1879 -- Nov 08, steamer *Champion* collision with British bark, Cape Henlopen DE --31-32  
454. 1882 -- Mar 30, steamboat *Golden City* burns, Mississippi River, Memphis, TN --28-32  
455. 1892 -- Apr 19-May 10, Victoria schooner *Lottie* capsizes, west of Tillamook Bay, OR--31-32  
456. 1895 -- Apr 14, BC Can. sealing schnr. *Walter A Earle* capsizes, storm, off Cape St. Elias, AK- 32  
457. 1913 -- Aug 17, SF steamer *State of California* hits rock/sinks, Gambier Bay, Admiralty Is. AK-31-32  
458. 1914 -- Jan 04, steamer *Oklahoma* breaks-up/sinks/rough sea, ~Sandy Hook, NJ --26-32  
459. 1919 -- Sep 9~, freighter *Lake Conway* lost, storm?, Atlantic/Gulf of Mexico --31-32  
460. 1942 -- Apr 03, US freighter *Otho* sunk by U-boat ~200M east of Cape Henry, VA --31-32  
461. 1942 -- June 01-2, US freighter *Illinois* sunk by U-boat ~400M NE of Puerto Rico --31-32  
462. 1964 -- Dec 17, Spanish stmr. *San Patrick* grounds on rocks/breaks-up, Ulak Isl., AK--all 32  
463. 1979 -- Nov 01, tanker *Burmah Agate* collides with freighter *Mimosa*, Galveston TX-- 32
464. 1804 -- Oct 9, “winter” storm (“hurricane”), New England, especially coast of MA<sup>1571</sup>- ≥31  
465. 1824 -- Oct 28, schooner *USS Wildcat* founders in gale, Cuba to Thompson’s Isl., W. Indies~31  
466. 1869 -- Mar 6-7, gale, Gloucester schrs. *Price, Porter, & Woodbury* lost, Georges Bank--31  
467. 1894 -- Dec 7-8, steamer *Keweenaw* lost in gale, Pacific, Cape Flattery WA vicinity --29-31

<sup>1569</sup> Cross-listed in Hurricanes, as part of subset of 390-412 deaths in Sep 9-15 “Great Atlantic Hurricane of 1944.”

<sup>1570</sup> Cross-listed in Hurricanes. There were twenty-eight U.S. nationals and five Polish nationals.

<sup>1571</sup> Cross-listed in winter Storms in that this was a coastal severe snow storm and a significant drop of temperature. One additional live was lost on shore when part of one building was blown down through the roof of another.



468. 1910 -- Sep 9, *Pere Marquette 18* springs leak/sinks, Lake MI, 20M off Sheboygan WI<sup>1572</sup>29-31  
 469. 1910 -- Oct 01, battleship *New Hampshire* launch capsizes, Hudson River, NY --23-31  
 470. 1917 -- Sep 03, bark *Alice Knowles* founders 200 miles Northeast of Bermuda -- 31  
 471. 1934 -- Nov 09, schooner *John R. Manta* lost after sailing from Providence, RI -- 31  
 472. 1942 -- May 28, US freighter *Alcoa Pilgrim* sunk by U-boat ~150M so. of Mona Passage-- 31  
 473. 1942 -- Sep 24, US freighter *West Chetac* sunk by sub ~100m no. of Georgetown, Brit. Guiana--31  
 474. 1943 -- May 04, US freighter *Oneida* springs leak/sinks, storm, ~100M off Norfolk VA--31  
 475. 1948 -- May 31, USN Carrier *Kearsarge* launch swamped, Hampton Roads, VA --30-31  
 476. 1971 -- Mar 27, storm, tanker *Texaco Oklahoma* breaks-up/sinks, off Cape Hatteras, NC-- 31  
 477. 1983 -- Feb 12, gale, collier *Marine Electric* (34 crew) capsizes/sinks off Chincoteague, VA-31

**MARITIME** Events – **Master Set** – **By MORTALITY** (continued):

478. 1804 -- Sep 07-09, GA and SC hurricane (>500 deaths land and sea)<sup>1573</sup> -- >30  
 479. 1817 -- May 04, steamer *Constitution* boiler explosion, MS Riv., Point Coupee, LA --10-30  
 480. 1828 -- May 14, *Car of Commerce* boiler explosion, MS. River, Canadian Reach, AR-- 30  
 481. 1834 -- Oct 24, *Missouri Belle* sinks in collision (*Boonslick*), ~Kenner & N.O., LA -- 30  
 482. 1836 -- Mar 13, steamboat *Ben Franklin* boiler explosion near wharf, Mobile, AL --13-30  
 483. 1839 -- May 06, *George Collier* steam escape, Miss. River at Red River mouth, LA --26-30  
 484. 1842 -- Nov 30, coastal storm and maritime losses, ME (20-21), MA (3), NH (5-6) --28-30  
     --15-16 bark *Isadore* grounds on rocks, Cape Neddock, ME  
     -- 6 schooner *Napoleon*, at sea after departing Calais ME for NYC  
     -- 1 schooner *Jane Fish*, MA waters  
     -- 5-6 schooner *James Cook* grounds on Rye Beach, NH  
 485. 1845 -- July 01, steamboat *Marquette* boiler explosion, New Orleans, LA --17-30  
 486. 1846 -- Feb 13/14, Steamers *Congress & Saladin* collide, MS Riv. KY Bend, KY --15-30  
 487. 1846 -- June 27, brig *Sutley*, Pictou N.S. to fall River, wrecks, Vineyard Sound MA -- 30  
 488. 1848 -- Jan 09, *Blue Ridge* boiler explosion, OH Ri., Raccoon Island, ~Gallipolis OH --15-30  
 489. 1848 -- Nov 21, steamer *Wyandotte* snags and sinks, MS River, above Vicksburg MS-- 30  
 490. 1850 -- Nov 21, 25 or 26, Steamer *Antoinette Douglas* Boiler Explos., AL Riv., AL -- 9-30  
 491. 1850 -- Dec 17, steamboat *South America* burns, Miss. River, Morgan's Bend, LA --27-30  
 492. 1851 -- Feb 09, *Autocrat* sinks (*Magnolia* collision) MS Riv., Bayou Goula Bend, LA--~30  
 493. 1852 -- Nov 12, *Buckeye Belle* boiler explosion, Muskingum Riv., Beverly canal, OH-- 30  
 494. 1854 -- Mar 27, steamer *Monroe* hits log/sinks, Miss. Ri., just north of Natchez, MS--17-30  
 495. 1854 -- Apr 15, steamer *Secretary* boiler explosion ~Petaluma Riv., San Pablo Bay, CA--18-30  
 496. 1854 -- Sep 30, SS *Yankee Blade* capsizes on reef, fog, near Pt. Arguello CA<sup>1574</sup> --15-30  
 497. 1855 -- June 30, steamer *Lexington* boiler explosion/fire, Ohio Riv., ~Stephensport KY--30  
 498. 1856 -- Feb 5, steamboat *Belle* boiler explosion, Sacramento Riv. 9M above Sacramento, CA--~30  
 499. 1863 -- Aug 04, steamboat *Ruth* burns (arson), Mississippi River, ~Columbus, KY -- 30  
 500. 1873 -- Aug 22, *George C. Wolfe* boiler explos., MS Ri., St Francis Is. ~Helena AR --15-30  
 501. 1875 -- Apr 23, steamers *Exporter*, *Charles Bodman*, *Kyle* burn, New Orleans, LA -- 30

<sup>1572</sup> We include two fatalities from the *Pere Marquette 17* while trying to perform rescues.

<sup>1573</sup> unknown actual number. Our 30 number is estimate from lives lost from five craft: brig *Consolation*, and schooners *Favourite*, *Liberty* (all hands) *Patsy*, and *Traveller* (all hands lost). Mishaps (during what has been referred to as an “extreme” coastal hurricane) of numerous other vessels are mentioned in the press at the time.

<sup>1574</sup> Cross listed in Fog as a Contributing Factor.

502. 1880 -- June 11, steamer *Narragansett* is hit/burns/sinks in fog, off Saybrook, CT --27-30  
 503. 1882 -- Sep 30, steamboat *Rob't. E. Lee* burns, Miss. River, Yucatan Landing, LA --22-30  
 504. 1888 -- Feb 27, ferry *Julia* boiler explosion/fire, Carquinez Strait, South Vallejo, CA-- 30  
 505. 1889 -- May 13, sidewheel steamer *Alaskan* founders, storm, off Cape Blanco, OR --28-30  
 506. 1903 -- Nov 02, storm, WA steamer *Discovery* founders, off Lituya Bay, SE coast AK--26-30  
 507. 1905 -- Nov 13~, storm, WA fish schnr. *Nellie Coleman* lost off Cape Yakataga, AK -- ≥30  
 508. 1916 -- June 05, tornado, packet-boat *Eleanore* capsizes, MS River ~Memphis, TN --12-30  
 509. 1918 -- Feb 26, US Naval tug, *Cherokee*, founders in storm, Delaware Capes, DE -- 30  
 510. 1918 -- Oct 03, *Lake City & James McGee* collide, American Shoal Light, FL -- 30  
 511. 1918 -- Oct 04, steamer *San Sabo* strikes mine, 15 miles SW of Barnegat, NJ<sup>1575</sup> -- 30  
 512. 1919 -- Sep 9-10~, cargo steamer *Munisla* lost (hurricane?), Mobile, AL for Havana<sup>1576</sup>--28-30  
 513. 1924 -- Sep 22, freighter *Clifton* sinks, Lake Huron storm, ~30m nor. of Oscoda, MI--27-30  
 514. 1937 -- Jan 30, WPA worker barge sinks, Birds Point/New Madrid Spillway, MO --26-30  
 515. 1942 -- May 4, US tanker *Munger T. Ball* sunk by U-boat ~80M NW of Dry Tortugas, FL--30

**MARITIME** Events – **Master Set** – **By MORTALITY** (continued):

516. 1829 -- Mar 10, British brig *William and Ann* lost (grounded) on Clatsop Spit, OR --26-29  
 517. 1834 -- cholera, steamboats *Champion* (8), *Chicago* (2), and *Kentuckian* (18) -- 29  
 518. 1848 -- Sep 17, steamer *Concordia*, flue/boiler explosion, MS Riv., Plaquemine, LA- 28-29  
 519. 1849 -- May 16 (by), steamboat *Winfield Scott*, New Orleans to Louisville, cholera --28-29  
 520. 1858 -- Mar 01, steamer *Eliza Battle* fire,<sup>1577</sup> Tombigbee R. Kemps Landing ~Demopolis AL--29  
 521. 1862 -- Jan 01, storm, Gloucester schooners *Cynisca*, *Life Boat*, *Ocean Traveller* lost-- 29  
 522. 1894 -- Dec 07-8, steamer *Montserrat* lost in gale, Pacific, Cape Flattery, WA, vicinity-- 29  
 523. 1896 -- Apr 25, SF seal schooner *Edward E Webster* departs Kodiak, lost, snow squall, AK-- 29  
 524. 1914 -- May ~15, steamer *F.J. Luckenbach*, FL to Baltimore, lost off coast of SC? -- 29  
 525. 1917 -- Apr 01, U.S. steamer *Aztec* hit by German torpedo, off France -- 29  
 526. 1920 -- Aug 20, freighters collide, *Superior City* explos./sinks, Lake Superior, Whitefish Bay, WI-29  
 527. 1942 -- Jan 19, US freighter *Norvana* sunk by U-boat ~50m north of Cape Hatteras NC--29  
 528. 1942 -- Apr 14, US freighter *Margaret* sunk by U-boat ~45 off Cape Hatteras, NC -- 29  
 529. 1942 -- June 2-3, US freighter *City of Alma* sunk by U-boat ~400m NE of San Juan PR-- 29  
 530. 1942 -- Jun 12, US passenger ship *Sixaola* sunk by U-boat ~50m off Bocas del Toro, Panama--29  
 531. 1975 -- Nov 10, storm, SS *Edmund Fitzgerald* sinks, Lake Superior, Whitefish Bay, MI-- 29
532. 1842 -- Apr 14, steamer *Medora* boiler explosion, Baltimore Harbor, MD -- 28  
 533. 1866 -- Apr 26, wharf fire, ferry steamer *Windsor* burns, Detroit River, Detroit, MI -- 28  
 534. 1872 -- Dec 26, gale, ship *Peruvian* hits Peaked Hill Shoals, breaks, Cape Cod, MA--22-28  
 535. 1876 -- Dec 30, freighter *Circassian* breaks-up in storm, Mecox, Long Island, NY -- 28  
 536. 1879 -- Aug 18-19, hurricane, CT, MA, ME, VA, Chesapeake Bay, at sea<sup>1578</sup> -- 28  
 537. 1901 -- Aug 28, *City of Trenton* boiler explodes, Delaware River near Torresdale, PA-26-28  
 538. 1907 -- Apr 02/3, ship *Arthur Sewall* lost at sea after leaving Philadelphia, PA -- 28  
 539. 1914 -- Nov 19, storm, steamer *C.F. Curtis*/two barges sink near Grand Marais, MI --27-28

<sup>1575</sup> Cross-listed in Violence-Attack.

<sup>1576</sup> Included, as well, in the Sep 10-14 Hurricane noted below.

<sup>1577</sup> All of the deaths were attributed to exposure to the freezing elements in the river and onshore by U.S. SIS.

<sup>1578</sup> Subset of Hurricane listing.

540. 1942 -- Jan 18, US merchant stmr. *Frances Salman* sunk by U-boat off Cape Race, Nfld.-all 28  
 541. 1942 -- Feb 24, US freighter *Norlavore* founders in storm off Cape Hatteras, NC --all 28  
 542. 1961 -- Jan 15, Nor'easter, USAF Radar Tower No. 4 fails ~70m east of Barnegat, NJ-- 28  
 543. 1966 -- Nov 29, *Daniel J. Morrell* (Cleveland) breaks/sinks, Lake Huron storm, off MI-- 28  
 544. 1969 -- Jan 14, USS *Enterprise* explosions and fire, off Pearl Harbor, Hawaii -- 28

**MARITIME** Events – **Master Set** – **By MORTALITY** (continued):

545. 1837 -- Aug 15, steamer *Dubuque* boiler explosion, Miss. River, Muscatine Bar, IA --16-27  
 546. 1839 -- Dec 22-23, gale, maritime losses (*Henry*/3-5, *Lloyd*/9, *Pocahontas*/13), esp. MA--24-27  
 547. 1849 -- early June, cholera, steamboat *Uncle Toby*, Miss. River, ~Quincy to Rock Isl.-- 27  
 548. 1851 -- Jan 07, brig *Martha Sanger*, California to NY, wrecks on reef, Caribbean -- 27  
 549. 1861 -- Nov 3, hurricane, Ship *Maritana* grounds on Shag Rocks off Boston Harbor --26-27  
 550. 1874 -- Jun 07, storm, boats capsize, drownings, Lakes Oneida & Onondaga NY -- 27  
 551. 1876 -- July 09, steamer *St. Clair* burns, Lake Superior, off 14 Mile Pt. ~Ontonagon, MI--26-27  
 552. 1883 -- Nov 16, steamer *Manistee* lost, Lake Superior gale, off W. Keweenaw Pen., MI-- ~27  
 553. 1884 -- Dec 12, storm, oyster boats capsize, men drown, Rappahannock River, VA -- 27  
 554. 1886 -- Dec 17, whaling bark *Atlantic* grounds near San Francisco, CA -- 27  
 555. 1887 -- Early Apr, Amer. ship *St. Stephens* (Seattle-SF CA), lost in gale off Cape Flattery WA--22-27  
 556. 1892 -- Oct 06, LA CA whaling bark *Helen Mar* crushed by icebergs, Chukchi Sea, AK--27  
 557. 1919 -- Sep 09, steamboat *Corydon* sinks, hurricane, Bahama Channel off SE FL coast-- 27  
 558. 1927 -- Jan 11, storm, collier *John Tracy* sinks off Highland Light, Truro, MA --26-27  
 559. 1927 -- July 28, passenger vessel *Favorite* sinks in storm, Chicago, IL -- 27  
 560. 1942 -- May 4, US tanker *Joseph M. Cudahy* torpedoed by U-boat ~Dry Tortugas Isl., FL--27  
 561. 1942 -- May 12, US tanker *Virginia* sunk by sub. 1.5m off Southwest Pass, MS Riv., LA-- 27
562. 1780 -- American sailing ship *Watt* wrecks on Long Island, NY -- 26  
 563. 1849 -- Nov 09, Bath, ME ship *Hanover*, grounds, gale, mouth Kennebec River, ME--24-26  
 564. 1858 -- Feb 20, ship *John Milton* grounds in snowstorm, Montauk, SE Long Island NY--26  
 565. 1863 -- Apr 14, *Queen of the West* magazine explos., fire from shelling, Grand Lake LA-26  
 566. 1863 -- Apr 27, steamboat *Ada Hancock/Milton Willis* explosion, San Pedro Bay, LA CA--26  
 567. 1868 -- Sep 08, steamer *Hippocampus* sinks, Lake Michigan storm, off St. Joseph, MI-- 26  
 568. 1884 -- Feb 28, gale, Gloucester MA fishing schooners *Magic* and *Phoenix* lost -- 26  
 569. 1886 -- Nov 14~, Kodiak schnr. *Flying Scud* lost, Cape Douglas to Kodiak, Gulf of AK --24-26  
 570. 1892 -- Aug 30, freighter *Western Reserve* sinks, storm off Sable Banks ~Deer Park, MI-26  
 571. 1893 -- Mar 21, SF CS seal schooner *Helen Blum* last seen, Shumagin Isles. vic., AK-- 26  
 572. 1893 -- Dec 05, storm, Brit. ship *Jason* strands off Pamet Riv., Truro, Cape Cod MA-- 26  
 573. 1894 -- Jan 12-13~, Gloucester fishing schooners *Edwards*, *Flash*, *Henrietta* lost, gale-- 26  
 574. 1895 -- Jan 21, steamer *Chicora* founders, Lake Mich. storm, ~off South Haven, MI--24-26  
 575. 1905 -- Sep 2-3, *Iosco & Olive-Jeanette* sink, Lake Sup. storm, E of Keweenaw Pen., MI--26  
 576. 1909 -- May 18, overloaded launch sinks, drownings, OH River, ~Schoenville, PA --20-26  
 577. 1919 -- Nov 19-Dec, Providence, RI schooner *T.W. Allan* founders, Bay of Fundy -- 26  
 578. 1926 -- Apr 11, tanker *Gulf of Venezuela* explosion, Port Arthur, TX -- 26  
 579. 1939 -- May 23, submarine *Squalus* sinks in test dive 16 miles off Portsmouth, NH -- 26  
 580. 1942 -- Feb 04, US tanker *India Arrow* sunk by U-boat, ~20m SE of Cape May, NJ -- 26  
 581. 1942 -- Mar 07, passenger freighter *Barbara* sunk by sub ~9M NNE of Tortuga Isl., Dom. Rep.--26

582. 1942 -- Mar 29, passenger ship *City of New York* sunk, U-boat, ~40m off Cape Hatteras NC-24-26  
 583. 1942 -- Aug 17, submarine USS *Bass* fire, asphyxiations, Pacific Ocean off Panama-26 of 80  
 584. 1944 -- Sep 14, hurricane, USCG Cutter *Bedloe* sinks off Hatteras, NC<sup>1579</sup> -- 26  
 585. 1969 -- Dec 26, USN charter SS *Badger State* explos./raft hit by falling bomb, N. Pacific-- 26  
 586. 1975 -- Jan 31, tanker *Corinthos* explosions/fire; hit by *Queeny*, Del. Riv. Marcus Hook, PA--26

**MARITIME** Events – **Master Set** – **By MORTALITY** (continued):

587. 1798 -- Nov 17-21, New England blizzard and maritime storm<sup>1580</sup> -- >25  
 588. 1803 -- March, massacre, crew of American ship *Boston*, Nootka, Vancouver Isl.<sup>1581</sup>-- 25  
 589. 1840 -- Nov 07, steamboat *Persian* boiler flue collapse, MS Riv., near Napoleon, AR-- ≥25  
 590. 1842 -- May 06, sail boat *Polka* tips/sinks, off Thompson's Island, Mass. Bay, MA -- 25  
 591. 1843 -- Mar 15~, USS *Grampus* lost, presumably gale off Charleston, SC -- 25  
 592. 1845 -- Oct 27, *Plymouth* sinks in collision (*Lady Madison*), OH Riv., Shawneetown IL- 25  
 593. 1847 -- Jan 28, steamer *Tuscaloosa* boiler explosion/fire, Mobile riv., 10M no. of Mobile AL~25  
 594. 1847 -- June 04 or 05, steamer *Edna* boiler explosion, Ouachita Riv. Columbia, LA --20-25  
 595. 1849 -- Apr, gale, Brit. ship *Josephus* grounds, outer bar ~Highland Light, Cape Cod, MA--25  
 596. 1849 -- June 09, steamboat *Embassy* flue collapse, Ohio River, Three Mile Bar, KY --14-25  
 597. 1851 -- before June 22, steamer *Grand Turk*, cholera, Mississippi River<sup>1582</sup> -- ~25  
 598. 1851 -- before June 22, steamer *Pride of the West*, cholera, Mississippi River<sup>1583</sup> -- ~25  
 599. 1854 -- Apr 08, steamer *Gazelle* boiler explosion, Oregon City, OR -- 25  
 600. 1863 -- Nov 13, steamer Sunnyside burns, MS river ~Isl. #16, below Caruthersville, MO-22-25  
 601. 1864 -- Dec 11, steamboat *Maria* boiler explosion, fire, Miss. River, Carondelet, MO-- ~25  
 602. 1866 -- Mar 04, steamer *R.J. Lockwood* boiler explosion, MS Riv., below Memphis TN --17-25  
 603. 1873 -- Sep 15, steamer *Ironsides* sinks, Lake Michigan storm, ~Grand Haven, MI --20-25  
 604. 1875 -- Sep 10, propeller *Equinox* sinks, Lake Michigan storm ~Big Sable Point, MI --21-25  
 605. 1875 -- Nov 18, OR schooner *Sunshine* found bottom-up, Cape Disappointment, WA-- 25  
 606. 1877 -- Jan 20, U.S. schooner *George Washington* strands, Mistaken Point, NFLD -- 25  
 607. 1885 -- Aug 24-26, hurricane, FL/1, GA/2, NC, SC/21, New England, Atlantic/1 -- 25  
     -- 3 steamer/pilot boat *F. W. Schafer No. 4* (or possibly Sheper), SC  
     -- 3 schooner *Gustie Wilson*, SC  
     -- 6 schooner *John Stoddard*, SC  
     -- 1 Italian bark *Marianina*, Atlantic, about 50 miles off Charleston, SC  
     -- 5 schooner *Walter Smith*, SC  
     -- 1 steamer *William Lawrence*, GA  
     -- 1 unidentified small craft, Savannah, GA  
 608. 1887 -- Oct 18, ship *Alfred Watts*, Philadelphia to Japan, lost at sea -- 25  
 609. 1888 -- Oct 03, storm, whaling bark *Ohio* driven ashore ~Point Hope, Chukchi Sea, AK-25  
 610. 1888 -- Dec 24, steamer *John H. Hanna* burns, Mississippi River, Plaquemine, LA --21-25  
 611. 1890 -- Nov 05, 8, schrs. *Lillie Amoit & John D. Miner* collide, Menominee Hbr., MI-- 25

<sup>1579</sup> These fatalities are part of the 390-412 attributed to the "Great Atlantic Hurricane of 1944."

<sup>1580</sup> There was a larger loss of life, but we do not know the number. David Ludlum writes in *Early American winters 1604-1820* (p. 75) that "hundreds" died in this storm and that the bodies of at least 25 sailors were pulled from wrecked ships on Cape Cod alone. Also notes that at least seven ships were lost near Cape Cod with all aboard.

<sup>1581</sup> Cross-listed in Violence – Massacres of Whites by Natives.

<sup>1582</sup> We note about twenty-five in that newspaper article writes of fifty deaths on Grand Turk and Pride of the West.

<sup>1583</sup> We note about twenty-five in that newspaper article writes of fifty deaths on Grand Turk and Pride of the West.

612. 1894 -- May 11, SF, Cal. whaling bark *James Allen* hits rock/sinks, Amlia Island, AK-- 25  
 613. 1901 -- Sep 16, steamer *Hudson* sinks, Lake Superior gale ~8m off Eagle River, MI --24-25  
 614. 1916 -- July 17, steamer *C.W. Morse* leaves NY, NY, lost/not heard from again -- 25  
 615. 1918 -- Oct 04/05, collier USS *Herman Frasch* collision (*Henry*) ~Cape Sable, NS --17-25  
 616. 1929 -- Sep 09, steamer *Andaste* sinks, Lake Michigan storm, 14m west of Holland, MI--25  
 617. 1942 -- Mar 13, US freighter *Colabee* U-boat torpedoed ~10M off Cape Guajaba, Cuba--25  
 618. 1944 -- Apr 16, US tanker *Pan Pennsylvania* torpedoed by U-boat ~200M east of NYC--25  
 619. 1942 -- July 9, anchored US tanker *Benjamin Brewster* torpedoed ~2.5M off Grand Isle, LA--25  
 620. 1942 -- July 30, passenger ship *Robert E. Lee* sunk by sub ~50m SE MS. Riv. entrance, LA-- 25  
 621. 1969 -- Apr 06, *Union Faith* and *Warren J. Doucet* collide, Miss. Ri. New Orleans LA-- 25

**MARITIME** Events – **Master Set** -- **By MORTALITY** (continued):

622. 1837 -- Apr, three fishing boats lost out of Gloucester MA, Georges Bank gale -- 24  
 623. 1849 -- May 18, collision, *Empire* and *Noah Brawn*, Newburgh Bay, NY -- 24  
 624. 1860 -- Nov 24, freighter *Dacotah*, grounds/breaks, Lake Erie Storm, ~Angola, NY -- 24  
 625. 1865 -- Oct 24~, steamer *D. H. Mount* lost, gale, Atlantic, south of Cape Hatteras, NC-- 24  
 626. 1866 -- Aug 6, steamer *General Lytle* boiler explos. ~Bethlehem IN, OH Riv., KY side--20-24  
 627. 1867 -- Dec 24, steamer *Raleigh* burns to water, off Charleston, SC --14-24  
 628. 1882 -- Mar 17?, gale, Gloucester MA schooners *Northerner* and *Victor* lost, GB -- 24  
 629. 1882 -- Aug 07, steamboat *Gold Dust* boiler explosion/fire, MS Riv. ~Hickman, KY-- ≥24  
 630. 1883 -- Aug 29, gale, Gloucester MA schooners *Alaska* & *James Bliss* lost, GB --23-24  
 631. 1886 -- Dec 28, steamer/boarder house *Bradish Johnson* fire, Jackson, AL<sup>1584</sup> -- ~24  
 632. 1891 -- Feb 26, gale, craft lost, lower James Riv. ~Warwick Ri. mouth, Newport News, VA- 20-24  
 633. 1893 -- Nov 07, *Albany* & *Philadelphia* collide, fog, Lake Huron ~Pointe aux Barques, MI-- 24  
 634. 1907 -- Feb 22, steamer *Marion* burns, Wadmalaw Sound, Hart's Landing, SC --12-24  
 635. 1908 -- Dec 01, steamer *D.M. Clemson* sinks, Lake Superior storm ~Whitefish Pt., MI-- 24  
 636. 1910 -- Jan 12, steamer *Czarina*, hit by large wave, grounds on Coos Bay Bar, OR --22-24  
 637. 1919 -- Oct 28, sidewheel *Muskegon* hits pier/sinks, Lake Michigan, Muskegon, MI --23-24  
 638. 1942 -- Mar 23, US tanker *Naeco* torpedoed btw. Cape Lookout & Wilmington, NC -- 24  
 639. 1942 -- Apr 2, US freighter *David H Atwater* shelled/sunk, U-boat off Chincoteague Isl. VA--23-24
640. 1814 -- June 30, tornado sinks schooner USS *Alligator*, Port Royal Sound, SC -- 23  
 641. 1841 -- Aug 12, steamer Louisiana boiler explosion, Miss. River, ~Bayou Sara, LA --20-23  
 642. 1851 -- Sep 21, steamboat *James Jackson* boilers explode, OH Riv., Shawneetown IL-15-23  
 643. 1851 -- Dec 04 or 09, steamboat *Clermont* snags, sinks, White River ~Augusta, AR --20-23  
 644. 1855 -- Mar 23, steamboat *Bulletin No. 2* burns, Miss. River, Alsatia-Salem Bend, LA-- 23  
 645. 1854 -- Oct 08, sidewheeler *E.K. Collins* burns, Lake Erie, near mouth of Detroit Riv., MI-- 23  
 646. 1858 -- Apr 02, steamer *Sultan* fire, Mississippi River, near St. Genevieve, MO -- 23  
 647. 1858 -- Apr 22, steamer *Ocean Spray* fire (racing), Miss. River, near St. Louis, MO -- 23  
 648. 1859 -- Oct 18, propeller *Troy* founders, Lake Huron storm, ~Point aux Barques, MI-- 23  
 649. 1862 -- Nov 02-3, steamer *Bay State* founders, Lake Ontario gale ~Fair Haven, NY --20-23  
 650. 1863 -- Nov 11~, steam propeller *Water Witch* sinks, Lake Huron storm ~off Oscoda MI-23  
 651. 1867 -- May 21, steamer *Wisconsin* burns, Lake Ontario, ~Grenadier Isl./Cape Vincent, NY-23  
 652. 1868 -- June 15~, British bark *Istria* wrecks, Diamond Shoals off Cape Hatteras NC -- 23

<sup>1584</sup> Cross-listed in Fires.

653. 1869 -- Jan 11, steamer *Gulf City* grounds and breaks-up, Cape Lookout, NC --22-23  
654. 1869 -- Sep 08, hurricane/gale, two Rockport, MA, schooners lost --22-23  
-- 11 schooner *Helen Eliza* of Rockport, MA, grounds on Peaks's Island, ME  
--11-12 schooner *Yankee Girl* of Rockport, MA, lost, not seen again.  
655. 1877 -- Apr 13, steamer *Leo* burns 83 miles south of Tybee Light, GA -- 23  
656. 1888 -- Feb 05, British ship *Abercorn* grounds in fog, west, off Aberdeen, WA --22-23  
657. 1889 -- Mar 02, SF CA sealing schooner *Otter* leaves San Francisco for AK, lost -- 23  
658. 1894 --~Sep 30, American ship *Ivanhoe* from Seattle lost in storm off Columbia Riv.?, WA-- 23  
659. 1898 -- Nov 17, clipper *Atalanta* grounds on reef near Seal Rocks north of Alsea, OR-- 23  
660. 1914 -- Nov 23, steamer *Hanalei* grounds, Duxbury Reef, near San Francisco, CA -- 23  
661. 1923 -- Sep 08, seven US Navy destroyers ground in fog, off Honda Point, CA -- 23  
--20 USS *Young*  
-- 3 Flagship USS *Delphy*  
662. 1925 -- May 08, US steamer *M.E. Norman* capsizes/sinks, MS Riv., Coahoma, MS -- 23  
663. 1927 -- Aug 24~, Gloucester, MA schooner *Columbia* lost, gale, off Sable Island, NS-- 23  
664. 1942 -- Mar 12, tanker *John D. Gill* torpedoed by U-boat, off Cape Fear, NC --19-23  
665. 1943 -- Jan 9, US tanker *Broad Arrow* sunk by U-boat, ~100M north of Paramaribo -- 23  
666. 1950 -- Aug 25, hospital ship *Benevolence* hit/sunk/fog, *M. Luckenbach* ~SF CA<sup>1585</sup>--18-23  
667. 1954 -- Dec ~5, storm, bulk carrier M/V *Southern Districts* founders off FL/SC/NC --all 23  
668. 1980 -- Jan 28, collision, tanker *Capricorn* & USCGC *Blackthorn* (sinks), Tampa Bay, FL--23

**MARITIME** Events – **Master Set** – **By MORTALITY** (continued):

669. 1831 -- Apr 9, gale, schooner *Warrior* grounds/breaks, Sandy Point bar, Block Isl., RI--~22  
670. 1850 -- Mar 23, steamer *Troy* boiler explosion, ~Lake Erie, Niagara Riv. ~Buffalo NY- 18-22  
671. 1863 -- Sep 28, steamboat *Robert Campbell Jr.* burns, MS River, Milliken's Bend, LA-- 22  
672. 1867 -- Feb 10, steamer *City of Bath* fire, off Cape Hatteras, NC -- 22  
673. 1872 -- Mar, Gloucester, MA schooners *Matchless*, *Franklin Snow* lost, Georges Bk.-- 22  
674. 1878 -- Oct 12, whaling bark *Sarah* capsizes in gale, out of Bedford, MA -- 22  
675. 1885 -- May 05, New Bedford, MA whaling bark *Napoleon* sunk by ice, Bering Sea-- 22  
676. 1887 -- June 17, steamer *Champlain* burns, grounds, Lake Mich., off Charlevoix, MI-- 22  
677. 1890 -- Aug 06, Boston schr. *Magellan* sunk by the *St. Mary* near Falkland Islands --20-22  
678. 1901 -- Aug 19, steamer *City of Golconda* "turtles," Windstorm, OH Riv. ~Paducah, KY--15-22  
679. 1907 -- Oct 11, freighter *Cyprus* sinks, Lake Superior storm, 19m off Deer Park, MI--21-22  
680. 1909 -- July 18, sloop *Roxana* capsizes, and other drownings, N. Y. Bay --19-22  
681. 1911 -- Jun 24, *City of St. Joseph*, Flue Collapse, Miss. River, Presidents Island, TN--20-22  
682. 1913 -- May 02, steamer *Concordia* hits RR Bridge, Tensas River, Clayton, LA -- 22  
683. 1919 -- Nov 12-13, freighter *John Owen* sinks, Lake Superior storm, SE of Caribou Isl., MI--22  
684. 1920 -- Jan 26, steamer *Mielerio* sinks in storm off Coast of FL -- 22  
685. 1942 -- Jan 18, tanker *Allan Jackson* sunk by U-boat ~60m east-ne, Diamond Shoals, NC-- 22  
686. 1942 -- May 26, American tanker *Carrabulle* sunk by U-boat, Gulf of Mexico -- 22  
687. 1944 -- Sep 14, hurricane, USCG Cutter *Jackson* sinks off Hatteras, NC<sup>1586</sup> --21-22  
688. 1964 -- June 30, drilling barge *C.P. Baker* blowout/explosion/fire, Gulf of Mex. off LA--22

<sup>1585</sup> Cross-listed in Fog as a Contributing Condition.

<sup>1586</sup> These fatalities are part of the 409 attributed to the "Great Atlantic Hurricane."

689. 1635 -- Aug 14/15, storm, Pinnacle *Watch and Wait* wrecks, Thacher Island, MA -- 21  
 690. 1778 -- Nov 01-2, HMS *Somerset* grounds, gale, Peaked Hill Bar ~Provincetown, MA-- 21  
 691. 1851 -- Mar 02, steamer *Oregon* boiler explosion/fire, Miss. Riv., Island No. 82, AR --20-21  
 692. 1857 -- Oct 19, paddlewheel *Reindeer* (Can.) grounds, Lake MI gale, Big Sable Pt., MI--21  
 693. 1871 -- Feb, Gloucester, MA fishing schooners *Hiawatha & E.L. Cook* lost at sea -- 21  
 694. 1871 -- Aug 18, steamer *Lodona* grounds in storm, 7M north of Cape Canaveral, FL-- 21  
 695. 1873 -- Feb 15, steamer *Henry A. Jones* burns, Galveston, TX -- 21  
 696. 1886 -- Dec 14, gale, American ship *Harvey Mills* sinks ~50m SW of Cape Flattery WA--17-21  
 697. 1887 -- Mar 01, steamer *W.H. Gardner* burns, Tombigbee riv., ~3m below Gainesville, AL-20-21  
 698. 1888 -- Sep 06, storm, steamer *E.B. Ward Jr.* sinks, Utila to New Orleans, Gulf of Mex.--21  
 699. 1889 -- Mar 02, SF whaling schooner *James A Hamilton* departs San Francisco for AK-- 21  
 700. 1892 -- Oct 28, steamer *W.H. Gilcher* sinks, Lake Michigan storm, ~Manitou Isl. MI-17-21  
 701. 1899 -- Dec 24, British freighter *Ariosto* strands, lifeboat drownings, Ocracoke, NC -- 21  
 702. 1906 -- Oct 18, sidewheel steamer *St. Lucie* founders, hurricane, Elliot Key, FL<sup>1587</sup> -- 21  
 703. 1907 -- Nov 24, last contact with ship *Bangalore*, Norfolk VA to Honolulu , HI -- 21  
 704. 1915 -- Mar 25, submarine *Skate* (F-4) sinks, near Honolulu Harbor, HI -- 21  
 705. 1929 -- Jan 13~, fishing trawler *Seiner* lost, Georges Bank, out of New London CT -- 21  
 706. 1932 -- Feb 05, Boston schr. *Eleanor Nickerson* hit/sinks off SE of Cape Sable, N.S.-- 21  
 707. 1942 -- Mar 11, freighter *Caribsea* (NYC homeport) sunk by U-boat off Cape Lookout NC-- 21  
 708. 1942 -- May 16, US tanker *Gulfoil* sunk by U-boat ~75M SW of MS Riv. Delta, Gulf-- 21  
 709. 1956 -- Jan 17, SS *Salem Maritime* explosion/fire, loading kerosene at Rose Bluff terminal, LA--21  
 710. 1968 -- Mar 16, SS *African Star* & barge *Intercity No. 11* collide, Miss. River, LA -- 21

**Maritime Events – Master Set – By Mortality (continued):**

711. 1716 -- five Gloucester MA fishing vessels lost on trip to Cape Sable, Nova Scotia -- ~20  
 712. 1799 -- Nov-Feb 1880, yellow fever, ship USS *Delaware*, Curacao, Caribbean -- 20  
 713. 1799 -- June-July, frigate USS *General Greene*, yellow fever, Cuba to Portsmouth NH-- >20  
 714. 1811 -- Dec 23-24, winter storm/blizzard, maritime losses, northern Long Island, NY-- ~20  
 715. 1813 -- Sep 16, hurricane/gale, US Navy *Gun Boat No. 164* sinks, St. Marys, GA -- 20  
 716. 1821 -- Sep 17, schooner *Washington* strands, hurricane, Bay St. Louis, MS -- ~20  
 717. 1832 -- June 02, steamer *Hornet* capsizes in storm, Ohio River, Maysville, KY -- 20  
 718. 1833 -- Oct 16, steamer *New England*, boiler explosion, Conn. River, Essex, CT --13-20  
 719. 1837 -- Mar 17, steamboat *Tiskilwa* hit by the *Wisconsin*, near mouth Ill. River, IL --10-20  
 720. 1838 -- Sep 07, sloops *Alabama, Dread, Caution* wreck near Cape FL, FL, storm<sup>1588</sup>-- >20  
 721. 1846 -- Sep 05, steamer *New York* founders, storm, Gulf MX ~60m off Cameron, LA-- 20  
 722. 1846 -- Nov 19, sidewheel *Indian Queen* grounds/breaks, Lake Erie storm, ~Dunkirk NY-20  
 723. 1847 -- June 29, *Star Spangled Banner* snags/sinks, MS Riv. Thomas's Pt., ~Baton Rouge, LA--20  
 724. 1850 -- Jan 23, *St. Joseph* boiler explodes, MS Ri., Islands No 80/81, ~Napoleon AR-- 8-20  
 725. 1850 -- Dec 17, steamboat *Knoxville* boiler explosion, New Orleans, LA --12-20  
 726. 1851 -- Feb 20, sidewheel ferry *St. Louis* boiler explosion, St. Louis, MO -- 20  
 727. 1851 -- Nov 29, steamers *Molly Grath & Pontiac No. 2* collide, OH Riv. ~Owensboro, KY--20  
 728. 1852 -- Jan 14, *George Washington* boiler explosion/fire, MS Riv., Grand Gulf, MS --16-20  
 729. 1852 -- Apr 25, steamboat *Prairie State No. 2*, boiler explosion, Pekin, IL -- 20

<sup>1587</sup> 164 deaths are attributed in total to the Oct 18-21, 1906 Florida Keys Hurricane.

<sup>1588</sup> Subset of Sep 7, 1838 Hurricane near Cape Florida, FL taking 38 lives in total.

730. 1852 -- Apr 26, steamers collide, *Chickasaw* sinks,<sup>1589</sup> Ohio River, French Islands, KY-- 20  
 731. 1852 -- July 12, *City of Oswego* sinks, collision *America*, L. Erie ~Willoughby, OH --15-20  
 732. 1852 -- Aug 22, overcrowded ferryboat capsizes, Hudson River, Albany, NY --10-20  
 733. 1854 -- Aug 26, steamboat *Timour* boilers explode, MO Riv. 3m~Jefferson City, MO --15-20  
 734. 1856 -- Aug 10-11~, schooner *Ellen* founders in hurricane, found on Last Island, LA-- ~20  
 735. 1858 -- Jan 28, *Fanny Fern* boiler explosion/fire, OH Riv., near Garrison Creek, KY- 17-20  
 736. 1858 -- Feb 17, steamer *Magnolia* boiler explosion, Cape Fear Riv., White Hall NC --11-20

**MARITIME** Events – **Master Set** – **By MORTALITY** (continued):

737. 1860 -- Nov 03, steam towboat *Baltic* boiler explosion, Mobile Bay ~Mobile, AL -- ≤20  
 738. 1864 -- Feb 22, steamship *Bohemian* wrecks, Alden's Rock, off Richmond Isl., ME --19-20  
 739. 1865 -- Dec 01, steamer *Progress* snags/sinks, Arkansas Riv., 20m below Fort Smith AR-20  
 740. 1867 -- Dec 31, steamer *Henry Ames* guards fail while unloading, New Orleans, LA-- ~20  
 741. 1873 -- Dec 04, freighter *City of Detroit* sinks, Lake Huron storm, Saginaw Bay, MI--19-20  
 742. 1876 -- May 17, steamer *Pat Cleburne* boiler explodes/fire, OH Riv., ~Weston KY, IL shore~20  
 743. 1878 -- Dec 01, *Cotton Valley* & *Charles Morgan* collide, MS R., ~Bringier Pt., LA --12-20  
 744. 1880 -- May 04, squall, fishing boats capsize, Columbia River mouth, OR and WA --15-20  
 745. 1883 -- Mar 04, steamer *Yazoo Valley* hits log/sinks, MS Riv., ~Bonnet Carre' Crevasse, LA--20  
 746. 1883 -- Nov 12, gale, Chesapeake Bay, Sloop *Anne Gertrude*, other vessels lost -- 9-20  
 747. 1883 -- Dec 12-13, schooner *Mary Ann Hulbert* sinks, Lake Superior storm ~St Ignace Isl. Ont.- 20  
 748. 1887 -- Nov 03, schooner *Ocean Bird* capsizes in storm, Pasquotank River, NC -- 9-20  
 749. 1891 -- Feb 21, ship *Elizabeth*, NYC to SF, grounds, Tenn. Cove, Marin County CA--17-20  
 750. 1899 -- Jan 14/15, sailing ship *Andelana* sinks while moored at Tacoma, WA --17-20  
 751. 1905 -- Jan 03, towboat *Defender* boiler explosion, Ohio River, ~Huntington, WV -- 9-20  
 752. 1905 -- Aug 28, steam freighter *Peconic* founders in gale, Atlantic, off Fernandina, FL-- 20  
 753. 1908 -- Aug 27, last report from ship *Fort George*, NY, NY to Honolulu, HI -- 20  
 754. 1914 -- Apr 28, steamer *Benjamin Noble* sinks, Lake Superior gale, ~Knife Isl. MN --16-20  
 755. 1916 -- May 08, freighter *Kirby* sinks, Lake Superior storm 8m no. of Eagle Harbor MI--20  
 756. 1916 -- Aug 16, storm, *Admiral Clark* founders off San Antonio, TX -- 20  
 757. 1918 -- Sep 17, storm, Cal. Steamer *San Gabriel* Founders off Cape Lucas, Mexico -- 20  
 758. 1920 -- Nov 26, gale, schooner-barge *W. J. Pirrie* driven onto rocks ~Cake Rock WA--18-20  
 759. 1941 -- Mar 24, oil tanker *Cities Service Denver* explosion & fire, off NC/SC coast -- 20  
 760. 1942 -- Feb 19, US tanker *Pan Massachusetts* sunk by U-boat ~20m off Cape Canaveral FL--20  
 761. 1942 -- Mar 14, US merchant vessel *Lemuel Burrows* torpedoed, off Atlantic City, NJ-- 20  
 762. 1942 -- Dec 31, freighter *Maiden Creek* sinks in storm, ~47M off SE. Long Isl., NY -- 20  
 763. 1943 -- Nov 21, tanker *Altair/20* hit by tanker *Bostonian*, fog, 58m off Cape Henlopen DE-20  
 764. 1945 -- Feb 05, tanker *Spring Hill* hit/explosion/fire, off Stapleton, Staten Island NY-19-20  
 765. 1950 -- May 07, squalls; boatmen in rivers/lakes/along coast of NY/17 and New Eng.-- 20  
 766. 1953 -- Sep 02, drownings, Army pontoon raft capsizes, Smith Lake, Fort Bragg, NC-- 20  
 767. 1962 -- Oct 20, tanker *Boheme* & barge *Parker* collide/fire,, Miss. River ~Lutcher, LA-- 20  
 768. 2005 -- Oct 02, *Ethan Allen* tour boat capsizes, Lake George, near Cramer Point, NY-- 20
769. 1822 -- July-Aug, yellow fever, U.S. Brig *Enterprise*; Caribbean to NYC & at NYC -- 19  
 770. 1841 -- Feb 13, sidewheel *Lamplighter* shaft breaks, sinks in storm, off Dog Island, FL-- 19

<sup>1589</sup> Collision was with the *W. B. Clifton*.



**MARITIME** Events – **Master Set** – **By MORTALITY** (continued):

771. 1851 -- Oct 24, steamer *Henry Clay* sinks, Lake Erie storm, off Long Point, Ontario --16-19  
772. 1852 -- Nov 11-12, Cleveland steamer *Oneida* sinks, Lake Erie storm, E off Barcelona, NY-17-19  
773. 1881 -- Dec 26, steamer *West Point* gas explosion and fire, York River, VA -- 19  
774. 1883 -- Jan 02, Cowe Tunnel convict boat capsizes, Tuckasegee River, Western NC -- 19  
775. 1887 -- Sep 03, gale, Provincetown, MA fishing sch. *Rebecca R. Nickerson* lost, GB-- 19  
776. 1890 -- Nov 27, steamer *T. P. Leathers* burns, Miss. River, Point Breeze, MS --17-19  
777. 1891 -- Mar 24, steamer *Strathairly* wrecks, Chicamacomico, NC -- 19  
778. 1891 -- Oct 29, stmr. *Oliver Beirne* fire, MS Ri., Milliken's Bend, ~Vicksburg, MS --15-19  
779. 1892 -- Feb 02, SF, CA whaling bark *Tamerlane* strands on rocks, Puna Island, HI --18-19  
780. 1897 -- Nov 05, NY freighter *Idaho* sinks, Lake Erie storm, off Long Point, Ontario -- 19  
781. 1897 -- Nov 25, Provincetown, MA sch. *Susan R. Stone* sails for West. Bank, lost -- 19  
782. 1902 -- Mar 12, steamer *Providence* grounds during storm, Davis Bend, LA -- 19  
783. 1903 -- Mar 07, ferryboat capsizes, Hudson River, Spier falls near Glens falls, NY --17-19  
784. 1903 -- Aug, hurricane, steamer *George W. Kelley* lost, Caribbean, for New Orleans-- 19  
785. 1903 -- Oct 19, steamer *South Portland* grounds, Cape Blanco, OR -- 19  
786. 1905 -- Nov 28, freighter *Ira H. Owen* sinks, Lake Superior storm, ~Outer Island, WI-- 19  
787. 1908 -- Dec 02, U.S. steamer *Soo City* lost in storm, Gulf of St. Lawrence -- 19  
788. 1910 -- May 23, fog, *Frank H. Goodyear* hit by *Wood*, sinks, Lake Huron ~Pt. Aux Barques MI-17-19  
789. 1915 -- Aug 16-17, U.S. dredger *San Bernardo* grounds in hurricane ~Galveston<sup>1590</sup> -- 19  
790. 1917 -- Mar 06, ship *Timandra* lost at sea after leaving Norfolk, VA -- 19  
791. 1917 -- Mar 21, steamer *Healdton* torpedoed, German submarine, North Sea<sup>1591</sup> -- 19  
792. 1917 -- Sep 05, whaling brig *Viola* sails, not seen again, out of New Bedford, MA -- 19  
793. 1917 -- Dec 17, USN Sub *F-1* collides with *F-3*, sinks off coast of San Diego, CA -- 19  
794. 1918 -- Dec 19, tanker *George Loomis* leaves SF CA for OR, sinks/storm, so. OR coast--18-19  
795. 1920 -- Oct 29, ship collision, schooner *Cape Fear*, Narragansett Bay, RI -- 19  
796. 1930 -- Sep 16/17, SF CA schooner *South Coast* Sinks, OR coast, near Cape Blanco--18-19  
797. 1936 -- Oct 17, Can. *Sand Merchant* sinks, Lake Erie storm, US water off Avon Pt., OH-- 19  
798. 1942 -- Apr 08, US tanker *Oklahoma* sunk by U-boat ~10m off St. Simon's Island, GA--19  
799. 1942 -- Apr 10, US tanker *Gulfamerica* torpedoed by U-boat ~5M off Jacksonville, FL--19  
800. 1942 -- Apr 23, US freighter *Lammot Du Pont* sunk by U-boat ~500M no. of Bermuda-- 19  
801. 1942 -- May 19, US freighter *Ogontz* sunk by U-boat ~70M SE of Cozumel Isl., Gulf of MX--19  
802. 1942 -- Jun 28, US freighter *Raphael Semmes* sunk by sub so. of Bermuda, ~875m E of Cape Canaveral- 19  
803. 1944 -- May 14, heavy seas, sleeping Marines in LCT tossed overboard off *LST-485* ~Maui HI--19  
804. 1947 -- Sep 09, fuel tanks explode, fire, steamboat *Island Queen*, Pittsburgh, PA -- 19  
805. 1964 -- Nov 26, tanker *Stolt Dagali* cut in half (19 lost) by liner *Shalom* off Point Pleasant, NJ--19
806. 1786 -- Dec 05, gale, sloop grounds, Lovell's Isl., Brig at Pt. Shirley, Boston Harbor, MA-- 18  
807. 1834 -- Aug, early, cholera, steamboat *Kentucky*, -- 18  
808. 1835 -- Dec 02, *Lady Franklin* sinks, hit by *Portsmouth*, OH Riv. ~Owensboro, KY --15-18  
809. 1843 -- Sep 25, gale, steamer *Sarah Barnes* sinks in Gulf, west of Sabine Pass, TX --17-18  
810. 1847 -- Jan 21, stmr. *Phoenix* boiler explos.; *Phoenix/Manchester* deaths; Head of Passes, LA-- 18  
811. 1847 -- May 06, steamboat *New Hampshire* boiler explos., Ark Riv., Pine Bluff, AR--12-18

<sup>1590</sup> Cross-listed in Hurricane as a maritime subset.

<sup>1591</sup> U.S. was not at war at the time. Congress declared war on April 6, 1917.

**MARITIME** Events – **Master Set** – **By MORTALITY** (continued):

812. 1847 -- June 13~, schooner *Merchant* lost, Lake Superior storm, ~Keweenaw Peninsula MI--14-18  
 813. 1848 -- Sep 16, freighter *Goliah* fire/explosion, Lake Huron, east of Point aux Barques, MI- 18  
 814. 1850 -- Sep 12-17, cholera, steamer *Falcon*, Chagres, Panama to Havana, Cuba<sup>1592</sup> --17-18  
 815. 1852 -- Apr 19, storm/fog, bark *Josepha* hits outer bar off Highland Light, N. Truro, MA--18  
 816. 1854 -- Aug 02, steamboat *Cape May* snags/careens/sinks, Ohio Riv., Mt. Vernon IN--7-18  
 817. 1857 -- Nov 15, steamboats collide, *Opelousas* sinks, Gulf of MX, LA coast ~Berwick Bay LA-18  
 818. 1867 -- Oct, U.S. ship *Potomac*, cholera, Philadelphia Navy Yard, PA -- 18  
 819. 1869 -- Aug 14, steamer *Cumberland* boiler explosion, OH River, ~Shawneetown, IL-- 18  
 820. 1874 -- Oct 22, steamer *Brooklyn* boiler explodes/sinks, Detroit Riv. ~Wyandotte MI--13-18  
 821. 1876 -- Mar 01, *Nuova Ottavia* grounds, Life-Saving crew lost, Kittyhawk, NC -- 18  
 822. 1881 -- Jan 03, bark *Lupata*, stormy night, grounds / breaks on Tillamook reef, OR --16-18  
 823. 1888 -- Nov 25, storm, Philly steam collier *Allentown* grounds off Cohasset, MA --all 18  
 824. 1898 -- Jun 28, storm, steamer *Jessie V.* swamped, Kuskokwim River mouth, AK -- 18  
 825. 1903 -- Jan 2, bark *Prince Arthur* grounds/breaks on rocks 12m so. of Ozette Riv., WA-- 18  
 826. 1903 -- Feb 17, steamer *Olive* sunk, tornado, Chowan Riv., Woodley's Pier, NC<sup>1593</sup> --14-18  
 827. 1907 -- Apr 10, bark *Adolph Obrig* lost after sailing from NYC, NY -- 18  
 828. 1908 -- Jan ~23, steamer *Bluefields* founders, storm off Cape Hatteras, NC -- 18  
 829. 1908 -- May 26, Boston schooner *Fame*/UK steamer *Boston* collide, fog, Cashes Bank-- 18  
 830. 1913 -- Apr 6, grounded barque *Mimi* capsizes during salvage, Nehalem Spit, OR -- 18  
 831. 1917 -- Jun 30, *Christopher Columbus* collision/water-tank falls, Milwaukee Riv. WI-15-18  
 832. 1918 -- Aug 27, USS *SC-209* sub chaser sunk by USCG, S. of Long Island, NY --17-18  
 833. 1918 -- Oct 16, steamer *Dumar* hit by lightning, burns, Pacific, ~20 miles off Guam-- 18  
 834. 1919 -- Dec 17, schooner *Sunbeam* wrecks off Currituck, NC -- 18  
 835. 1924 -- Mar 11/12, Maine schooner *Wyoming* sinks, blizzard off Nantucket, MA --13-18  
 836. 1926 -- Nov 19, oil tanker *Mantilla* explos., Bethlehem Steel drydock, Sparrows Point, MD<sup>1594</sup>-18  
 837. 1928 -- May 07, US Army dredge *Navesink* hits *Swinburne*, sinks, ~Stapleton, NY --17-18  
 838. 1930 -- Nov 8, lumber steamer *Brooklyn* swamped by breakers, Humboldt Bar, Eureka, CA--18  
 839. 1932 -- Feb 04, oil tanker *Bidwell* explosion, Marcus Hook, PA -- 18  
 840. 1937 -- Aug 30-Sep 1, tropical cyclone, freighter SS *Tarpon* sinks off Panama City, FL--18  
 841. 1942 -- Mar 10, US tanker *Gulfrade* sunk by U-boat 3m off Barnegat Light, NJ -- 18  
 842. 1942 -- May 16, US tanker *William C. McTarnahan* torpedoed SW of Port Fourchon, LA-18  
 843. 1942 -- June 15-16, US freighter *Kahuku* sunk by U-boat, 70M west of Grenada --17-18  
 844. 1942 -- Dec 03, tanker-barge *Cleveco* sinks, Lake Erie Blizzard 6m No. Euclid, OH -- 18  
 845. 1958 -- Aug 07, fog, tankers *Gulfoil* (18) & *S.E. Graham* collide/burn off Bull Point, RI--18  
 846. 1962 -- Aug 18, overloaded Sunday School boat capsizes, Lake Talquin ~Quincy, FL-- 18
847. 1771 -- early, *Beaver 2<sup>nd</sup>* lost on Lake Erie near Sandusky, OH -- 17  
 848. 1820 -- Mar 20, steamboat *Buffalo* explosion, Owensboro, KY -- 17  
 849. 1836 -- June 09, steamboat *Rob Roy* boiler explosion, Miss. River, near Columbia, AR-- 17  
 850. 1839 -- Nov 25, brig *Neptune* grounds, Lake Michigan gale, Little Sable Point, MI -- 17  
 851. 1840 -- Dec 12, steamboat *Cherokee* explosion, Arkansas River, Lewisburg, AR -- 17

<sup>1592</sup> Were for most part, if not all, on way from California back, via Panama, to East Coast. Sixteen were Americans.

<sup>1593</sup> Cross-listed in Tornadoes.

<sup>1594</sup> Cross-listed in Explosions.

852. 1846 -- May 27-28, steamer *Queen City* steam pipe bursts, MS River, Natchez, MS --12-17  
 853. 1847 -- Dec 18, Belfast brig *Falconer* grounds off Patch's Beach/Ipswich Beach, MA-- 17  
 854. 1849 -- Nov (early to 15<sup>th</sup> arrival at St. Louis), steamboat *Constitution*, cholera<sup>1595</sup> --12-17

**MARITIME** Events – **Master Set** – **By MORTALITY** (continued):

855. 1850 -- Oct 28-Nov 8, cholera, barque *Splendid*, Sacramento to San Francisco<sup>1596</sup> -- 17  
 856. 1852 -- Mar, Gloucester MA schrs. *Golden Fleece* & *C.E. Parkhurst* lost, Georges Bank-- 17  
 857. 1854 -- Dec 08, stmr. *Westmoreland* sinks/ice-laden, Lake MI storm, Manitou Passage, MI--17  
 858. 1859 -- Apr 01~, storm, Gloucester schrs. *Grace T. Powers* & *Charles E. Grover* lost-- 17  
 859. 1860 -- May 09, steamer *R.F. Sass* snags/sinks, Miss. River, Clark's Bar, ~Glover, MS-- 17  
 860. 1860 -- Nov 24, stmr. *Jersey City* grounds, Lake Erie storm, Long Pt., Ontario, Can.-- 17  
 861. 1864 -- July 03, steamer *Locust Point* sinks; collision with *Matanzas* off Absecon, NJ-- 17  
 862. 1864 -- Oct 30, Union packet *Universe* snags/sinks, Miss. Riv., between Islands 35-36-- 17  
 863. 1864 -- Nov 03, steamboat *James White*, snags/sinks, Mississippi River, Island #10, TN- 17  
 864. 1865 -- Mar 15-16, bark *Industry* grounds, breaks-up, Columbia River bar, OR --15-17  
 865. 1865 -- Jun 8, fog, steamer *Admiral Dupont* hit/sunk by *Studacona* (UK), off Cape May, NJ-17  
 866. 1866 -- Feb 24, steamers collide, *Nannie Byers* sinks, Ohio Riv., above Madison IN --16-17  
 867. 1867 -- Aug, two Gloucester, MA fishing schooners lost on Georges Bank -- 17  
 868. 1869 -- Apr 10, steamboat *G.A. Thomson* snags/burns, AR Riv. ~40M below Little Rock AR--17  
 869. 1871 -- Sep 2, Gloucester, MA fishing schooners *Montrose* and *Emporia* lost at sea -- 17  
 870. 1871 -- Nov 22, steamer *City of New London* burns, Norwich, CT -- 17  
 871. 1880 -- July 22, storm *Mamie* bisected by *Garland*, Detroit River, ~Grosse Isle, MI --16-17  
 872. 1882 -- Dec 6, steamer *Morning Star* flue collapse/boiler bursts, MS Riv., below N.O., LA--15-17  
 873. 1884 -- Aug 29, steamer *Belmont* capsizes, high wind, OH Riv., 3m ~Henderson, KY-13-17  
 874. 1885 -- Dec 25, steamship *City of Nassau* lost at sea after leaving Philly, PA -- 17  
 875. 1893 -- Aug 24, tugboat *Panther* sinks in storm, SE Coast of Long Island, NY -- 17  
 876. 1893 -- Dec 15, schooner *Mascot* leaves SF, CA homeport, sealing trip, lost at sea -- 17  
 877. 1898 -- Oct 25, storm, steamship *L.R. Doty* sinks, Lake Mich., north of Milwaukee, WI--17  
 878. 1902 -- Jan 25, Gloucester, MA fishing schooner *Alva* sails for Georges Bank, lost -- 17  
 1905 -- Oct 19, *Kaliyuga* lost, Lake Huron storm, last seen off Presque Isle, MI<sup>1597</sup> -- 17  
 879. 1911 -- Jan 10, barges *Trevorton/Corbin/Pine Forest* wreck, Cape Cod, MA -- 17  
 880. 1912 -- Nov 23, schooner *Rouse Simmons* sinks, Lake MI storm, 12m NE Two Rivers WI--17  
 881. 1918 -- Apr 05, ship *Avon* Departs NY, NY, not heard from again, presumed lost -- 17  
 882. 1919 -- Mar ~28, Boston tug *Charles W. Parker, Jr*, Norfolk to Boston, storm, lost -- 17  
 883. 1924 -- Aug 26~, Three MA fishing schooners lost, probably in gale, Georges Bank -- 17  
 884. 1941 -- Dec 10, freighter *Oregon* sinks, collision with USN ship off Nantucket MA -- 17  
 885. 1942 -- Jan 24, US collier *Venore* sunk by U-boat ~20m southeast of Cape Hatteras, NC-- 17  
 886. 1942 -- May 14, US tanker *David McKelvey* torpedoed ~35M south of MS Riv. mouth, LA-- 17  
 887. 1944 -- May 11, USN Hingham Depot boat explos. at ammo. dump at sea ~Boston Harbor, MA-17  
 888. 1947 -- Jan 09, Boston fishing trawler *Belle* goes missing off coast of MA -- 17  
 889. 1951 -- Jan 14, Boston, MA fishing trawler *Gudrun* lost off Newfoundland in storm -- 17  
 890. 1951 -- Oct 5, Hurricane How, freighter *Southern Isles* breaks-up/sinks off Cape Hatteras, NC-- 17

<sup>1595</sup> St. Louis paper notes 17 deaths; a later New Orleans paper writes that of that number only 12 were truly cholera.

<sup>1596</sup> The last three deaths were on the 8<sup>th</sup> in a San Francisco hospital after transfer from the boat upon landing on 7<sup>th</sup>.

<sup>1597</sup> Included in the 44 lives lost (at least), in the Oct 19-20, 1905 Great Lakes storm, listed above.

891. 1953 -- May 11, freight *Henry Steinbrenner* sinks, Lake Superior storm, ~Isle Royale, MI-- 17  
 892. 1968 -- Dec 7, USCG *White Alder* sunk, collision with SS *Helena*, Head of Passes, MS Riv., LA--17  
 893. 1970 -- Apr 21, Japanese fishing boat *Nitto Maru No 67* capsized/sank ~20m off Unimak Isl., AK-17  
 894. 2018 -- July 19, Duck Boat sinks in storm, Table Rock Lake, near Branson, MO -- 17

**MARITIME** Events -- **Master Set** -- **By MORTALITY** (continued):

895. 1807 -- July 11, schooner *Charles*, wrecks on reef, fog, W of Portland Light, ME<sup>1598</sup>-- 16  
 896. 1833 -- May 19, stmr. *Lioness* fire/gunpowder explos., Red River, Montgomery LA --14-16  
 897. 1835 -- packet *Sarah* wrecks on island off Jonesport, ME -- 16  
 898. 1842 -- Feb 25, steamboat *North Star* boiler explosion and fire, Tuscaloosa, AL --15-16  
 899. 1842 -- Apr 04, launch from U.S steam frigate *Missouri* sinks, Potomac River -- 16  
 900. 1848 -- Oct 06, steamer *Piney Woods* burns, near Springfield, LA --15-16  
 901. 1849 -- Mar 03, steamer *Woodsman* flue explosion, Mississippi Riv., Bayou Sara, LA-15-16  
 902. 1849 -- Mar 31, steamer *Virginia* boiler explodes, sinks, Ohio River, Rush Run, OH--14-16  
 903. 1850 -- May 23, steamboat *St. Louis* flue collapse, MS Riv., Jefferson Barracks, MO--10-16  
 904. 1855 -- Mar, Gloucester MA schooners *Reporter* & *Abner L. Colby* lost, Georges Bank--16  
 905. 1858 -- Oct, Gloucester, MA fishing schooner *Village Belle* lost -- 16  
 906. 1860 -- Apr 26, steamer *Alfred T. Lacy* fire, Isl. 16, Linwood Bend, MS Riv., ~Booth Pt. TN--16  
 907. 1860 -- Sep 17-18, storm, *R. H. Dixie* wrecked, Bay of Mobile, off AL -- 16  
 908. 1862 -- Dec 31, ironclad USS *Monitor* sinks in storm off Cape Hatteras, NC -- 16  
 909. 1863 -- Dec 13, steamer *Quincy* founders, Cape Hatteras, NC -- 16  
 910. 1864 -- Aug 18-30 timeframe, yellow fever, U.S. gunboat *John Chambers* -- 16  
 911. 1866 -- May 03, clipper *Hornet*, NY to San Francisco, burns sinks, Pacific Ocean -- 16  
 912. 1869 -- Jan 13, steamer *Glide* boiler explosion/fire, MS Riv. ~57m above New Orleans LA--15-16  
 913. 1874 -- Sep 28, steamer *Amanda Winants* lost off Georgetown, SC -- 16  
 914. 1882 -- Dec 05, US schr. *Henry Folger* grounds on reef, Salmon Pt. ~Wellington, Ont.-- 16  
 915. 1885 -- Dec 25-Jan 1886, Gloucester, MA fishing schooner *Mabel Dilloway* lost -- 16  
 916. 1887 -- Apr-Aug, MA fishing schooner *Lydia Y. (or T.) Crowell*, lost, N.S. fishing --15-16  
 917. 1887 -- Sep 21, hurricane, mid-TX coast to Brownsville, US tender *Mignonette* lost/16-- 16  
 918. 1888 -- Aug 22, fog, steamers collide, *City of Chester* sinks, San Francisco Bay, CA--15-16  
 919. 1890 -- Mar-Apr, Gloucester MA fishing schooner *William W. Rice* lost, Iceland trip-- 16  
 920. 1891 -- Aug 12, storm, Barge *Republic* deck falls, Cold Spring Harbor, L.I., NY --13-16  
 921. 1894 -- Mar 12-June~, Gloucester fishing schr. *Ambrose H. Knight* lost, Iceland trip -- 16  
 922. 1894 -- Apr 10, schooners *Albert W. Smith* and *Kate Markee* wreck, NJ Coast -- 16  
 923. 1897 -- Aug 12, whaler *Navarch* caught in ice, abandoned off Blossom Shoals, AK --13-16  
 924. 1906 -- Apr 06, last sighting, bark *Nicholas Thayer*, heavy gale off Seal Rocks AK --10-16  
 925. 1906 -- Dec 19, steamer *W.T. Scovell* boiler explodes, ~Vicksburg, Gold Dust Lndg. LA--13-16  
 926. 1913 -- Jan 03, *Julia Luckenbach* collision in fog/sinks, near Tangier Island, VA<sup>1599</sup> -- 16  
 927. 1913 -- Jan 09, stmr. *Jas. T. Staples*, boiler explosion, Tombigbee Riv., ~Mobile AL--15-16  
 928. 1914 -- Aug 26, fog, steamers collide, *Admiral Sampson* sinks, Puget Sound, off Pt. No Pt., WA--12-16  
 929. 1915 -- Nov 02, steamer *Santa Clara* grounds, unchartered shoal, Coos Bay Bar, OR --12-16  
 930. 1916 -- Jan 05, steamer *Kanawha* hits tower, storm, capsizes, OH Ri. ~Parkersburg, WV-- 16  
 931. 1918 -- Jun 02, storm, lifeboat from *Carolina* (sunk by U-151) capsizes, off NJ -- 16

<sup>1598</sup> Cross-listed in Fog as a Contributing Condition.

<sup>1599</sup> Cross-listed in Fog as a Contributing Condition.

932. 1918 -- July 03, whaling schooner *Pedro Varela* departs New Bedford, MA, lost at sea-- 16  
 933. 1919 -- July 04, pleasure steamer *Reliance* snags and sinks, Lake Madison, SD --15-16  
 934. 1919 -- Nov 22, steamer *Myron* sinks, Lake Superior gale, off Whitefish Point, MI -- 16  
 935. 1920 -- Nov 18, motorboat fire, lumbermen drownings, Chesuncook Lake, ME -- 16  
 936. 1921 -- Feb 26, *U.S. Destroyer Woolsey* hit by *Steel Inventor*, sinks, Panama -- 16  
 937. 1930 -- Apr 24, Long Island Sound freighter *Thames* burns, near Captains Island, CT-- 16  
 938. 1942 -- Feb 22, towboat *G. W. McBride* hits bridge pier, sinks, Ohio R., Cincinnati OH-- 16  
 939. 1942 -- Mar 31, tug *Menominee* shelled/sunk by U-boat ~9.5m off Metompkin Inlet, VA-16  
 940. 1942 -- May 4, US freighter *Eastern Sword* sunk by U-boat, So. Atlantic, off Georgetown, Guyana-16  
 941. 1943 -- Nov 24, US freighter *Melville E Stone* sunk by U-boat ~100m NW of Cristobal CZ--15-16  
 942. 1944 -- Oct 21, vapor explosion/fire, USN LSMs 211/212, Berth 223, LA Harbor, CA-- 16  
 943. 1973 -- May 19, unseaworthy fishing boat *Comet* founders off Point Judith, RI -- 16  
 944. 1973 -- June 02, *Sea Witch/3* collides with *Esso Brussels/13*, fire, NY Harbor, NY -- 16  
 945. 1974 -- Jan 18, SS *Baune* collides the US tanker *Keytrader*, fire, lower MS Riv., LA-- 16  
 946. 1975 -- May 14, Khmer Rouge attack, USS *Mayaguez*, Koh Tang Island, Cambodia<sup>1600</sup>--16  
 947. 1978 -- June 17, tornado, showboat *Whippoorwill* capsized, Pomona Lake, KS -- 16

**MARITIME** Events – **Master Set** -- **By MORTALITY** (continued):

948. 1830 -- Apr 01, steamboat *Tri-Color* boiler explosion, Ohio River, Wheeling, WV -- 15  
 949. 1830 -- Apr 22, steamer *Chief Justice Marshall* boiler explosion, Hudson River, NY-- 15  
 950. 1830 -- Sep 16 or 17, sidewheel *William Peacock* steam pipe breaks, Lake Erie ~Buffalo NY-15  
 951. 1835 -- Oct 01, steamer *Carrollton* explosion, Baton Rouge, LA -- 8-15  
 952. 1836 -- ~Oct , steamer *Nicholas Biddle* boiler explosion, below Memphis TN --13-15  
 953. 1836 -- Dec 19, steam schooner *Dolphin*, boiler explosion, off St. Johns Bar, FL -- 15  
 954. 1838 -- Nov 19, drownings, Lock and Dam No. 3, Green River, Rochester, KY -- 15  
 955. 1839 -- May 08, last seen, schooner USS *Sea Gull*, Tierra del Fuego to Valparaiso -- 15  
 956. 1839 -- Late summer or fall, steamboat *Corsair*, yellow fever, Mississippi River -- 15  
 957. 1840 -- Mar 25, brig *Escambia* sinks between Frying Pan Shoals/Cape Lookout NC --12-15  
 958. 1840 -- Apr 25, *Bedford* snags near mouth MO River ~Mobile Isl./Cora Isl. Chute, MO--15  
 959. 1843 -- Mar 17, steamboat *Cutter* flue collapse, Pittsburgh, PA -- 15  
 960. 1846 -- Oct 12, steamer *Colonel Harney* strands, breaks up, mouth of Rio Grande TX-- 15  
 961. 1846 -- Nov, Gloucester MA schooners *General Scott*, *Canton* lost, Georges Bank -- 15  
 962. 1847 -- Dec 20, steamer *Westwood* hits bank in fog, boilers explode, below New Orleans LA--12-15  
 963. 1849 -- Jan 14, steamer *Richland* boiler explosion, Pee Dee Riv. Britton's Ferry, SC-- 15  
 964. 1850 -- Apr, Gloucester MA fishing schooners *Walter Scott* and *Specie* lost at sea -- 15  
 965. 1850 -- Apr 28, steamer *Cora* snags, sinks, Missouri River, below Council Bluffs, IA-- 15  
 966. 1850 -- May 07, steamboat *Columbus* flue collapse, MS Riv., Island 4 ~Columbus KY-- 15  
 967. 1850 -- Nov 07, steamboat *Telegraph* boiler explosion, off New Castle, DE -- 15  
 968. 1851 -- Mar 24, boats collide, *Lowell* sinks, OH Riv., Captina Isl., ~Moundsville, WV-- 15  
 969. 1853 -- Dec 22, steamer *Marlboro/Marlborough* boiler explosion, Charleston SC --14-15  
 970. 1854 -- Feb 16, steamboat *Kate Kearney* boiler explosion, St. Louis, MO -->9-15  
 971. 1857 -- Feb 21, steamer *Humboldt* sunk by *Belfast*, MS Riv., chute of Island No. 75, MS-- 15  
 972. 1857 -- Mar 27, Lake Michigan storm and marine losses, Chicago, IL -- 15  
 973. 1857 -- Aug 15, steamers collide, *J.N. Harris* sinks, L.I. Sound, ~Falkland Isl., CT --13-15

<sup>1600</sup> Cross-listed in Violence (Attack).

974. 1857 -- Oct 15, steamer *Tropic* snagged, Missouri River, near Waverly, MO --10-15  
 975. 1857 -- Nov 18, steamboat *Cataract* mud drum explosion, Missouri Riv., Lisbon, MO--12-15

**MARITIME Events – Master Set – By MORTALITY (continued):**

976. 1860 -- Nov 08, steamer *Globe* boiler explosion at dock, Chicago River, Chicago, IL-- 15  
 977. 1861 -- Feb 28, steamer *Corrine* explosion, McDonoghville, across from NOLA, LA-- 15  
 978. 1861 -- Aug 25, steamboat *J. A. McClelland* boiler explosion ~Knight's Landing, Sacramento Riv., CA--15  
 979. 1862 -- Nov 12, steamer *Eugene* snags wreck/sinks, Miss. River, Plum Point Bend, TN--15  
 980. 1865 -- Oct 29, steamer *St. John* boiler explosion, Hudson River, ~5 miles above NYC-- 15  
 981. 1872 -- Nov 27, *Jupiter & Saturn* ground, Lake Superior storm, Vermilion Point, MI-- 15  
 982. 1878 -- Jan 18 last sighting, American ship *Grace Darling*, gale off Cape Flattery, WA-- 15  
 983. 1878 -- Sep 28, steamer *Adelphi* boiler explosion, ~Gregory's Pt. E. Norwalk, CT --14-15  
 984. 1879 -- Aug~, whaling schooner *Arizona*, reportedly lost off Cape Hatteras, NC -- 15  
 985. 1880 -- Apr 27, schooner *Olivia Schultze* founders, ~mouth of Siuslaw River, OR -- 15  
 986. 1881 -- Sep 10, steamer *Columbia* founders, Lake MI storm, north off Frankfort, MI-- 15  
 987. 1882 -- July 16, steamer *John Wilson* snags/sinks, Atchafalaya Riv., Richards Landing, LA--15  
 988. 1885 -- Aug 20, Brit. bark *Haddingtonshire* strands 3 miles north of Point Reyes, CA-- 15  
 989. 1888 -- Nov 26, schooner *Edward Norton* wrecks, storm, First Cliff Pt., Scituate MA-- 15  
 990. 1891 -- Oct, MA fishing schooner, *Hattie N. Reed*, lost at sea -- 15  
 991. 1892 -- June 13, munitions explos., USS *Boston* crewmen, Mare Island Navy Yard, CA--15  
 992. 1894 -- Oct 25, last comm. from WA seal schooner *George R. White*, Unalaska, AK -- 15  
 993. 1900 -- Aug 02-03, storm, steamers *Merwin*, *Resolute* and *Dollar* "wreck," AK -- 15  
 994. 1902 -- Dec 21, last sighting of American ship *Florence*, Tacoma, WA for Honolulu-- ~15  
 995. 1903 -- May 05, fog, Gloucester, MA fishing sch. *Gloriana* grounds, White Point, NS-- 15  
 996. 1903 -- May 05, fog, steamer *Saginaw* sinks, liner *Hamilton* collision ~Hog Island, VA--15  
 997. 1903 -- Sep 16, Gloucester sch. *George F. Edmunds*, grounds, storm, Pemaquid Pt. ME- 15  
 998. 1906 -- Sep 26-26, Gulf Coast hurricane, life lost on ≥6 schooners, AL, FL, MS -- 15  
 999. 1909 -- Dec 8, PA steamer *Clarion* fire, lifeboat loss, Lake Erie ~SE Shoal, Pt. Pelee, Can.--15  
 1000.1911 -- Jun 12, storm, fishing boats capsized, James River & Hampton Roads, VA -- 15  
 1001.1913 -- June 09, whaler steamer *A. T. Gifford* leaves New Bedford, MA, lost at sea -- 15  
 1002.1914 -- July 4, gas launch *Superba/Superb* capsizes, storm, Lynn Canal ~Skagway, AK--15  
 1003.1915 -- Jan 24-5, schr. yacht *Idler* grounds, Diamond Shoals, ~Cape Hatteras, NC --12-15  
 1004.1915 -- Apr 03, steamer *Edward Luckenbach* founders, False Capes, VA -- 15  
 1005.1917 -- Mar 16, *Vigilancia* (NY to Archangel) torpedoed by German Sub -- 15  
 1006.1919 -- May 23, steamer *Virginia* Fire ~Potomac Riv. mouth, Chesapeake Bay, MD-- 6-15  
 1007.1923 -- Feb 20, *Alta* sails from San Pedro, CA for Bellingham, WA, lost in Pacific -- 15  
 1008.1925 -- June 28, Gloucester, MA fishing Sch. *Rex* sunk by Liner off 200M E of N.S.-- 15  
 1009.1930 -- July 29, OH sandsucker *George J. Whelan* capsizes/sinks/squall/cargo shift ~Dunkirk, NY--15  
 1010.1934 -- July 27, hurricane, USACE dredge breaks on Galveston jetty/11, tug *Titan* sank--15  
 1011.1936 -- July 29, barge *Material Service* sinks, Lake Mich. storm, off so. Chicago, IN<sup>1601</sup>-15  
 1012.1942 -- May 08, U.S. freighter *Ohioan* sunk by U-boat ~8M off Boynton Beach, FL -- 15  
 1013.1942 -- June 12, tanker *Cities Service Toledo* sunk by U-boat, Gulf, so. of Marsh Isl., LA--15  
 1014.1942 -- June 04, US freighter *Velma Lykes* sunk by U-boat ~20m off Puerto Juarez, MX-- 15

<sup>1601</sup> While South Chicago is in IL, starting about ½ mile off coast the water is in Indiana jurisdiction. The *Material Service* went down beyond ½ mile from the coast, thus in IN water. Lake County, IN, had local jurisdiction.

1015. 1942 -- Dec 2, Navy boat capsizes (shore-leave sailors); Narragansett Bay ~Jamestown, RI-- 15  
 1016. 2001 -- Apr 01-02, fishing boat *Arctic Rose* (homeport Seattle, WA) sinks, Bering Sea-- 15

**MARITIME** Events – **Master Set** -- **By MORTALITY** (continued):

1017. 1802 -- Feb 22/23, winter storm, ships ground, esp. *Brutus*, exposure, Cape Cod, MA-- 14  
 1018. 1813 -- Jan 14, Spanish ship wrecks, snowstorm, Smuttynose Isl., Isles of Shoals, ME-- ≥14  
 1019. 1834 -- Apr 12, steamer *St. Louis* boiler explosion, Des Moines Rapids, IA -- 14  
 1020. 1837 -- Aug 6, hurricane, St. Augustine-Charleston schmr. *S.S. Mills* sinks off Jekyll Island, GA-14  
 1021. 1839 -- Aug 13, storm, Austrian brig *Terasto* (Perasto?) grounds, Long Beach Island NJ--13-14  
 1022. 1841 -- Oct 25, pilot boat, then *William Gaston* yawl, capsize, Indian River Bar, FL-- 14  
 1023. 1842 -- Feb 19, steam towboat *Mohican* boiler explosion, MS Ri., New Orleans, LA --10-14  
 1024. 1848 -- late Dec, steamer *Potomac* [unclear], cholera, NOLA to Louisville, KY<sup>1602</sup> -- 14  
 1025. 1854 -- Oct 06, steamer *Princess* burns, Mississippi River, Fort Adams, MS -- 14  
 1026. 1856 -- Nov 26, schooner *Cherokee* founders, Lake Michigan gale, near Manistee, MI-- 14  
 1027. 1857 -- Mar 30, steamer *Forest Rose* boiler explos., Miss. Riv., near Napoleon, AR--11-14  
 1028. 1858 -- Feb 04, *Colonel Crossman* boiler explosion, fire, Miss. Riv. ~New Madrid MO- 14  
 1029. 1858 -- Dec, Gloucester MA schooner *John Franklin* lost after leaving Prince Ed. Isl.-- 14
1030. 1862 -- Nov 05, steamer *J.H. Dickey* grounds, IL shore, MS River, boiler explodes -- 14  
 1031. 1864 -- Jan 23, schooner *Dashaway* wrecks, Cape Mendocino, CA -- 14  
 1032. 1864 -- Feb 17, steamboat *Orient* snags/sinks to upper deck, Miss. Riv., Commerce MO- 14  
 1033. 1866 -- June 17-18, NY steamer *Jennie P. King* wrecks, Lake Erie storm, Long Pt., Ont.- 14  
 1034. 1866 -- Oct (late). US gunboat *Bienville*, while in Caribbean and passage to NYC -- 14  
 1035. 1867 -- Jan-Feb, Amer. bark *John Bright* strands near Nootka Isl., BC, crew murdered-- 14  
 1036. 1868 -- Oct 06, propeller *Perseverance* burns, Lake Ontario off Pultneyville, NY -- 14
1037. 1875 -- Mar 4, gale, Italian bark *Giovanni* grounds, outer sandbar ~Truro, Cape Cod, MA-- 14  
 1038. 1876 -- Apr-May, Gloucester, MA fishing schooner *James L. Shute* lost on Grand Bk-- 14  
 1039. 1878 -- Jan-Feb, Gloucester, MA fishing schooner *Carrie P. Morton* lost, Grand Bk.-- 14  
 1040. 1878 -- Oct 20, last sighting of fishing schooner *Cunard* out of Gloucester, MA<sup>1603</sup> -- 14  
 1041. 1879 -- Apr, Gloucester, MA fishing schooner *William Thompson*, lost, Banks -- 14  
 1042. 1879 -- Apr 20, rowboat crew, stranded steamer *Great Republic*, Columbia Riv. bar, OR-- 14  
 1043. 1879 -- Oct, Gloucester, MA fishing schooner *Andrew Leighton* lost, LaHave Bank -- 14  
 1044. 1879 -- Oct 29, Gloucester, MA fishing sch. *N. H. Phillips*, lost, Banquereau Bank NS --13-14  
 1045. 1879 -- Dec, schooner *Mary D. Pomeroy* lost at sea, Crescent City, CA to SF, CA -- 14
1046. 1880 -- Mar 23, Gloucester, MA schooner *Annie C. Norwood* lost, Caches' Shoal, MA--14  
 1047. 1880 -- Aug 29, steamer *Marine City* burns/sinks, Lake Huron, 2m off Alcona, MI -- 9-14  
 1048. 1880 -- Nov, Gloucester, MA fishing schooner *Nathaniel Webster*, the Banks -- 14  
 1049. 1881 -- Aug-Sep, Gloucester MA fishing schr. *Guy Cunningham* lost, Grand Banks--13-14  
 1050. 1882 -- Dec 1, steambarge *R.G. Peters* burns/sinks, storm, mid-Lake MI, MI bound/owned-14  
 1051. 1885 -- Feb 09~, gale, Gloucester, MA fishing schooner *Solomon Poole* lost, G. Banks--14

<sup>1602</sup> “A dispatch...from Louisville, dated 28<sup>th</sup>, says the steamer *Potomac* arrived from New Orleans...and reports that the cholera is very bad there. Fourteen of the steamer’s deck passengers died with it coming up.” (1-7-1849.)

<sup>1603</sup> On fishing trip to the Grand Banks.

1052. 1885 -- Dec-Jan 1886, Gloucester, MA fishing schooner *Virginia Dare* lost, Grand Banks--14  
 1053. 1886 -- June-July, Gloucester, MA fishing schooner *Seth Stockbridge* lost, Greenland-- 14  
 1054. 1886 -- Aug-Sep, Gloucester, MA fishing schooner *George L. Smith* lost GB trip -- 14  
 1886 -- Nov 19, barges *Menekaunee & Marinette* wreck, Lake MI, ~Frankfort, MI<sup>1604</sup>-- 14  
 1055. 1887 -- Aug 20, gale, Provincetown MA whaling schr. *Ellen Rizpah* lost ~Hatteras --13-14  
 1056. 1887 -- Sep 03~, Gloucester, MA fishing schooner *Thomas L. Tarr* lost, Banks trip -- 14  
 1057. 1887 -- Oct 03, propeller *California* founders, Lake Michigan, off St. Helena Isl., MI--9-14  
 1058. 1888 -- May 03, gale, fishing sch. *Isabel* springs leak, founders ~Shumagin Isl. AK --12-14  
 1059. 1889 -- Mar 16, Portland, ME bark *E.L. Pettengill* "wrecks," Chesapeake Bay -- 14  
 1060. 1889 -- Mar 26~, Gloucester fishing sch. *Shiloh* reported run down off Cape Cod MA-- 14  
 1061. 1890 -- Jan 09~, Gloucester, MA fishing schooner *Alice M. Strople* lost, GB Gale? -- 14  
 1062. 1891 -- Sep, Portland ME fishing schooner *City Point* lost, Le Havre Banks trip --12-14  
 1063. 1892 -- Aug 26, ship *William A. Campbell*, out of Port Townsend, WA sinks, storm--11-14  
 1064. 1892 -- Oct 4, Cleveland steam-barge *Nashua* sinks, Lake Huron gale, off Bayfield, Ont.--14  
 1065. 1893 -- Jan 29, American bark *Cowlitz* left Port Gamble, WA for SF, never seen again-- 14  
 1066. 1893 -- Oct 3, schmr. *Mary Brown* leaves Sand Point, AK for SF CA; wreck found ~Kennedy Isl., BC~14

**MARITIME** Events – **Master Set** -- **By MORTALITY** (continued):

1067. 1901 -- Jan 22, Gloucester, MA schooner *Commonwealth* sails for Georges Bank, lost-- 14  
 1068. 1901 -- Sep 16, Gloucester, MA schooner *Lolanthe* departs for cod-fishing trip, lost-- 14  
 1069. 1902 -- July 17, sudden squall, excursion party boat capsizes near Appledore Isl. ME-- 14  
 1070. 1902 -- Nov 23, MI freighter *Silvanus J. Macy* sinks, Lake Erie storm, off Port Burwell, Ont.-13-14  
 1071. 1902 -- Dec 17, last sighting, Gloucester fishing schr. *Annie Wesley*, off Sable Island-- 14  
 1072. 1904 -- Feb 27, steamship *Queen*, fire and drownings, off coast of OR -- 14  
 1073. 1907 -- Apr ?, schooner *Argo* strands/breaks-up on Lake MI beach near Manistee, MI-- 14  
 1074. 1907 -- Apr 13-14, steam barge *Arcadia* sinks, Lake Michigan, off Big Sable, MI --11-14  
 1075. 1909 -- May 1-2, steamer *Adella Shores* sinks, Lake Superior gale, off Grand Isl., MI-- 14  
 1076. 1909 -- July 12, fog, SS *John B. Cowle* hit by *Scott*/sinks, Lake Superior off Whitefish Pt., MI<sup>1605</sup>-14  
 1077. 1909 -- Dec 26, snowstorm, schooner *Davis Palmer* founders off Boston Harbor, MA--12-14  
 1078. 1911 -- Nov 12, storm, steam barge lost off NY Harbor, NY -- 14  
 1079. 1919 -- Jan 15, whaling schooner *Ellen A. Swift* leaves New Bedford, MA, lost at sea-- 14  
 1080. 1923 -- Dec 05, steamer *T.W. Lake* lost in storm, off San Juan Islands, WA --13-14  
 1081. 1924 -- Oct 20, USS *Trenton* gun turret powder bag explosion, off Norfolk, VA -- 14  
 1082. 1928 -- Aug 09, *William A. McKenney*, storm/drownings, Coast of CA -- 14  
 1083. 1930 -- Jan 28, tug *Edgar F. Coney* sinks/storm, Gulf of Mex. ~70m off Sabine Pass, TX--14  
 1084. 1937 -- Jan 26, Ohio River flooding, rescue barge capsizes, Paducah, KY -- 14  
 1085. 1942 -- Feb 22, US tanker *Cities Service Empire* sunk by U-boat off Cape Canaveral FL--14  
 1086. 1942 -- Apr 15, US freighter *Robin Hood* sunk by U-boat, Atlantic, ~300M off NJ -- 14  
 1087. 1942 -- Apr 21, US passenger ship *San Jacinto* sunk by U-boat, Atlantic off NC/SC/GA coast-14  
 1088. 1942 -- June 24, US tug *John R. Williams* hits mine laid by U-Boat off Cape May, NJ-- 14  
 1089. 1942 -- Dec 02, tug *Admiral* sinks, Lake Erie storm 10m off Avon Pt. Cleveland, OH-- 14  
 1090. 1943 -- Jan 12, USN destroyer *Worden* hits rock/sinks, Constantine Hbr. ent., Amchitka Isl., AK--14  
 1091. 1955 -- Aug 12, schooner *Levin J. Marvel* founders, Chesapeake Bay ~Fairhaven MD-- 14

<sup>1604</sup> These losses are included above as components of the Nov 15-18, 1886 Great Lakes storm.

<sup>1605</sup> Cross-listed in Fog as a contributing factor.



1092. 1981 -- May 26, USN EA-68 Prowler crash, USS *Nimitz*, off Jacksonville, FL -- 14  
 1093. 1983 -- Feb 14, crab boats *Altair & Americus* capsize, *Altair* sinks, Bering Sea ~AK-- 14  
 1094. 2002 -- May 26, barge hits bridge, span collapse, Webbers falls, OK<sup>1606</sup> -- 14

**MARITIME** Events – **Master Set** -- **By MORTALITY** (continued):

1095. 1770 -- Nov, new Cushing, ME boat, *The Industry*, lost on first trip to Boston, MA -- ≥13  
 1096. 1810 -- Sep 11, USN *Gun Boat # 159* sinks in gale in Chesapeake Bay -- 13  
 1097. 1824 -- May 15 steamer *Aetna* boiler explosion, New York Harbor, NY --10-13  
 1098. 1831 -- May 14, steamboat *Coosa* sinks, collision with *Huntress*, Caruthersville, MO-- 13  
 1099. 1831 -- July-Aug, schooner USS *Sylph* lost after leaving Pensacola, FL -- 13  
 1100. 1833 -- Nov 08, steamer *Illinois* boiler explosion, Mississippi River, near Cairo, IL -- 13  
 1101. 1841 -- Aug 29, steamboat *Keokuk* snags, Miss. River, St. Genevieve Island, MO --11-13  
 1102. 1846 -- Nov 19, schooner *Lexington* sinks, Lake Erie storm, off Point Mouillee, MI-- 13  
 1103. 1850 -- Apr, cholera, steamer *St. Louis*, New Orleans to St. Louis, arriving May 1 --12-13  
 1104. 1851 -- fishing schooner *Burlington* lost at sea -- 13  
 1105. 1851 -- June-July?<sup>1607</sup> cholera, steamboat *St. Ange*, upon arrival at Fort Pierre, SD -- 13  
 1106. 1852 -- Jan 09, steamboat *Magnolia* explosion, St. Simon's Island, GA -- 13  
 1107. 1856 -- Aug 10~, hurricane, ship *Manila* (or *Manilla*) grounds Timbalier Island, LA-10-13  
  
 1108. 1863 -- Feb 22, tug *Merrimac* wrecks, Humboldt Bar, CA -- 13  
 1109. 1864 -- May 21, steamboat *Nile* boiler explosion, Detroit, MI -- 6-13  
 1110. 1864 -- Oct 17, *J.C. Irwin* boilers explode, Cumberland Riv., 10m above Eddyville, KY-11-13  
 1111. 1866 -- Apr 18, boats collide, *City of Norwich* burns/sinks, L.I. Sound off Huntington NY-11-13  
 1112. 1867 -- Sep, gale, Gloucester MA fishing schooner *Fashion* lost, Bay of St. Lawrence-- 13  
 1113. 1870 -- July 31, steamer *Silver Spray* boiler explosion/fire, MS Riv., Pacific Place, TN--9-13  
 1114. 1874 -- Apr 15, tow boat capsizes, Mississippi River, below New Orleans, LA -- 13  
 1115. 1874 -- Nov, Gloucester, MA fishing schooner *G. G. Kidder* lost, Grand Banks --12-13  
 1116. 1876 -- Mar 01, explosion, scow, Umatilla Rapids, OR -- 13  
 1117. 1876 -- Sep 17, steamer *Rebecca Clyde*, strands/wrecks, 20m so. of Hatteras, NC --12-13  
 1118. 1877 -- Jan 07, steamer *Montgomery* hit by *Seminole*, sinks, 38m NE of Cape May NJ-- 13  
 1119. 1878 -- Jan 10, storm, Boston fishing schnr. *Little Kate* grounds Near Duxbury, MA-- 13  
 1120. 1880 -- Jan, barkentine *Ray R. Sharp* lost at sea, Philadelphia PA for Lisbon, Portugal-- 13  
 1121. 1880 -- Aug 28, bark *Miriam*, Pensacola to Rio de Janeiro, Atlantic, lost at sea -- 13  
 1122. 1880 -- Aug 29, bark *Alfred*, Pascagoula MS for Trinidad Island, Spain, lost at sea -- 13  
 1123. 1881 -- Mar 04, bark *Ajace*, NYC bound, grounds, storm, Rockaway Reef, off Queens NY-13  
 1124. 1883 -- Apr 11, steamer *Geo. W. Wylly* hits pier/sinks, Chattahoochee Riv., Fort Gaines, GA--13  
 1125. 1884 -- Apr 3, *Rebecca Everingham* fire, Chattahoochee Riv., Fitzgerald Landing GA-- 13  
 1126. 1885 -- Oct, bark *Bertha*, out of Sand Key, Turk's Island for Boston, lost at sea -- 13  
 1127. 1886 -- ~Sep 20 Amer. ship *Sierra Nevada*, Seattle for San Fran., founders off Cape Flattery WA--13  
 1128. 1890 -- Jan 23, bark *Nellie May* (Port Madison WA for SF CA) lost, gale? off Cape Flattery WA--13  
 1129. 1893 -- May 07, steam flue bursts, steamer *Ohio*, Miss. River ~ Wolf Island, MS -- 13  
 1130. 1894 -- Apr, Gloucester, MA fishing schooner *Martha and Susan* lost, Georges trip-- 13

<sup>1606</sup> Cross-listed in Bridge Failures.

<sup>1607</sup> A newspaper report is dated July 29. Another source simply notes that the *St. Ange* brought cholera to Fort Pierre, starting an epidemic which spread to traders, trappers, local Native Americans, and then their neighbors.

1131. 1895 -- Mar 08, fog, stmr. *Longfellow* hits C&O bridge pier/sinks, OH Riv., Cincinnati OH--11-13  
 1132. 1896 -- Oct 20, steamer *Arago* snags and sinks, Mouth of Coos Bay, OR -- 13

**MARITIME Events – Master Set – By MORTALITY – continued:**

1133. 1900 -- Sep 14, Gloucester, MA fishing schooner *Sigfrid* sails for Quero Bank, lost -- 13  
 1134. 1901 -- May 24, steamer *Baltimore* sinks, Lake Huron storm, off Au Sable Pt., MI --12-13  
 1135. 1902 -- Feb 02, *Belle of Oregon, Antelope, Mystic Bell* lost, near Fire Island, NY -- 13  
 1136. 1909 -- Dec 13, sch. *Governor Ames* wrecks, storm, Wimble Shoals, Cape Hat., NC--11-13  
 1137. 1916 -- Jan 04, gas fumes explosion, oil tanker steamer *Aztec Norge*, Erie Basin, NY-- 13  
 1138. 1916 -- Apr 07, schooner *Bertha L. Barker* lost at sea, out of New York, NY -- 13  
 1139. 1917 -- Mar 29, small motor boat *Moxie* with young men capsizes off Winthrop, MA --all 13  
 1140. 1917 -- Dec 08, storm, *Eugene F. Moran* founders off Atlantic City, NJ -- 13  
 1141. 1918 -- Mar 19, tug *W.A. Bisso* sinks in collision near New Orleans, LA -- 13  
 1142. 1919 -- Apr 28 U.S. Navy launch hits log, capsizes, Hudson River, NY, NY -- 13  
 1143. 1919 -- Dec 26, American schooner *Eleanor A. Percy* founders off coast of Ireland -- 13  
 1144. 1920 -- Jan 29, steamer *Samuel Faunce* lost, Wilmington, NC to Key West FL<sup>1608</sup> -- 13  
 1145. 1920 -- Feb 01, steamer *Fortune* lost off Jekyll Island, GA -- 13  
 1146. 1942 -- Mar 19, US tanker *W.E. Hutton* sunk by torpedo, Atlantic, off Beaufort, NC-- 13  
 1147. 1942 -- May 13, US tanker *Gulfpenn* sunk by U-boat ~30M south of MS Riv. mouth, LA-- 13  
 1148. 1942 -- June 03, US tanker *M.F. Elliott* sunk by U-boat ~150M northwest of Trinidad-- 13  
 1149. 1943 -- Feb 20, USN minesweeper *YMS-133* capsizes in trough, Coos Bay bar, OR -- 13  
 1150. 1949 -- Jan 19, USCG *Eastwind* and SS *Gulfstream* collide in fog ~60M SE of Barnegat Light Vessel--13  
 1151. 1972 -- Aug 16, USCG/NWS fail to warn fishing boats of approaching gale CA/2, OR/11-- 13  
 1152. 1974 -- Apr 9, oil tanker *Elias* explosions unloading at dock, Del. Riv., Fort Mifflin, PA-- 13  
 1153. 1976 -- Apr 15, oil platform *Ocean Express* capsizes under tow in storm, Gulf, off TX-- 13  
 1154. 1977 -- Nov 30, last contact, New Bedford scalloper *Navigator*, off Nantucket, MA-- 13  
 1155. 1989 -- July 31, *Avco 5* liftboat capsizes, Hurricane Chantal, off Morgan City, LA -- 13  
 1156. 1999 -- May 1, *Miss Majestic* DUKW tour boat sinks off St. John's Isl., Lake Hamilton, AR- 13  
 1157. 2021 -- Apr 13, liftboat (platform) *Seacor Power* capsizes off Port Fourchon, LA -- 13
1158. 1768 -- Dec 4, gale, “coaster,” bound for Pownalborough, ME, lost, Kennebec River, ME--12  
 1159. 1821 -- Oct 25, *Sea Fox* capsizes in storm, same day as sailing from NYC, NY -- 12  
 1160. 1831 -- June 09, *General Jackson*, explosion, Hudson River, Grassy Point, NY -- 12  
 1161. 1836 -- Aug 09, steamer *Motto* boiler explosion, Blennerhassett Island, Ohio Riv., WV--12  
 1162. 1837 -- July 28, sidewheeler *Chariton*, boiler explosion, St. Louis, MO -- 12  
 1163. 1838 -- barque *Edward Quesnel* wrecks on Nepeague Beach, Long Island, NY --10-12  
 1164. 1844 -- June 19, steamer *Palestine* fire/drownings, above Cairo, IL, OH Riv., KY side-- 12  
 1165. 1850 -- Apr, steamer *Missouri* cholera, New Orleans to St. Louis, arriving May 2 -- ~12  
 1166. 1850 -- Oct 05, *Kate Fleming* boiler explosion/fire, Ohio River, Walker's Bar, KY --11-12  
 1167. 1851 -- by Apr 24, steamboat *Iroquois* cholera deaths, New Orleans to St. Louis, MO-- 12  
 1168. 1852 -- Feb 16, flues collapse, *May Queen*, Ark. River, 45m below Little Rock, AR-- 12  
 1169. 1852 -- Dec 14, steamers collide, *Western World* rolls over, MS Riv., Princeton Lndg., MS-12  
 1170. 1853 -- Jan 9, bark *Vandalia* found bottom-up off McKenzies Head ~North Head WA--9-12  
 1171. 1854 -- Feb, Gloucester, MA fishing schooner *Flight* lost, Georges Bank -- 12

<sup>1608</sup> I assume that the *Fortune* and *Samuel Faunce* events refer to same event and that one of the sources is wrong.

1172. 1854 -- Sep 17/18, steamer *Kate Ward* lost in hurricane, Matagorda Bay, TX<sup>1609</sup> -- 12  
 1173. 1855 -- Apr 20, propeller *Oregon* boiler explodes/sinks, Detroit River ~Belle Isle, MI-- 12  
 1856 -- Apr 16~ steamers collide, *Northerner* sinks, Lake Huron, off Port Huron, MI<sup>1610</sup>--1 or 12  
 1174. 1856 -- Aug 10-11~, schooner *Exceed* lost, Last Island hurricane, off coast of LA -- ≥12  
 1175. 1857 -- Jan 18, blizzard, bark *Tedesco* hits Long Rock ~Galloupes Pt., Swampscott, MA--12

**Maritime Events – Master Set – By Mortality (continued):**

1176. 1860 -- Mar 06, steamer *Alfred Thomas* boiler explosion, Delaware riv., Easton, PA--10-12  
 1177. 1860 -- Sep 22, Gloucester, MA schooner *Neptune's Bride* wrecks, Maine -- 12  
 1178. 1860 -- Nov 10, gale, American ship *John Marshall* lost, Strait of Juan de Fuca ~Cape Flattery WA~10-12  
 1179. 1862 -- Aug 9, sch. *Oriole* sinks, hit by *Illinois* in fog, Lake Sup. off Pictured Rocks, MI--12  
 1180. 1862 -- Oct 07, steamboat *Ceres* boiler explosion off St. Joseph Island lighthouse, MS-- 12  
 1181. 1864 -- Aug 10, propeller *Racine* boiler explosion, Lake Erie, off Rondeau, Ontario-- 12  
 1182. 1865 -- Jun 03, steamers *Poland* and *Idaho* collide, *Poland* sinks, Yazoo River, MS--10-12  
 1183. 1865 -- July 31, steamer *Joseph Pierce* boiler explosion/fire, Palmyra Landing, MS -- 9-12  
 1184. 1866 -- Jan 09, steamer *Asher Ayres* burns, Altamaha River, Darien, GA -- 6-12  
 1185. 1867 -- Mar 03, propeller steamer *Andalusia* fire and drownings, off Hatteras, NC -- 12  
 1186. 1868 -- ~Dec-Jan 1869, storm, Gloucester, MA fishing sch. *Forest Belle* lost, GB -- 12
1187. 1870 -- Sep, Gloucester MA fishing sch. *Dauntless* lost on way to St. Lawrence Bay-- 12  
 1188. 1870 -- Sep 18, gale, Gloucester, MA fishing schooner *Day Star* lost at sea -- 12  
 1189. 1871 -- Jan 09, Gloucester, MA fishing schooner *Edith Wonson* lost, Western Bank-- 12  
 1190. 1871 -- summer, East Gloucester, MA fishing schooner *River Queen* lost at sea -- 12  
 1191. 1872 -- Jan, Gloucester, MA fishing schooner *Messenger* lost on Western Bank -- 12  
 1192. 1874 -- Feb 11, gale, Gloucester, MA fishing schr. *B. H. Smith*, lost, Grand Banks -- 12  
 1193. 1874 -- Mar, Gloucester, MA Fishing Schooner *White Fawn* lost Western Banks -- 12  
 1194. 1875 -- Jan, Gloucester, MA fishing schooner *David Burnham* lost on Grand Banks-- 12  
 1195. 1875 -- Jan, Gloucester, MA fishing schooner *Joseph Chandler* lost, Grand Banks -- 12  
 1196. 1875 -- Feb, Gloucester, MA fishing schooner *J. C. Call* lost, Grand Banks -- 12  
 1197. 1875 -- Feb, Gloucester, MA fishing schooner *Sarah H. Cressey* lost, Grand Bank -- 12  
 1198. 1875 -- Mar, Gloucester, MA fishing schooner *H.B. Stanwood* lost, Georges Bank -- 12  
 1199. 1875 -- Sep 10, steamer *Mendota* sinks, Lake Michigan storm, off Point Betsie, MI--10-12  
 1200. 1875 -- Sep 15-18, hurricane, Atlantic and Gulf coast -- 12  
 1201. 1875 -- Nov, Gloucester, MA fishing schooner *Pharsalia* lost, Georges Banks -- 12  
 1202. 1876 -- May~, Gloucester, MA fishing schooner *Saratoga* hit/sunk, Georges Bank -- 9-12  
 1203. 1876 -- Sep, Gloucester, MA fishing schooner *Walter M. Falt* lost on Grand Banks-- 12  
 1204. 1876 -- Dec, Gloucester, MA fishing schooner *William T. Merchant* lost, Grand Bank-- 12  
 1205. 1878 -- Jan 02-03, Cape Cod storm, schnrs. *A.P. Avery*, *Powwow*, *F. Fish* wrecked -- ~12  
 1206. 1879 -- Apr, Gloucester, MA fishing schooner *Ida* (or *Ada*) *E. Baker*, Western Bank-- 12
1207. 1881 -- Apr 15, Gloucester, MA fishing schooner *Carrie S. Dagle* lost, Western Bank-- 12  
 1208. 1885 -- Dec 25-Jan 1886, Gloucester, MA fishing schnr. *Hyperion* lost, GB trip gale?-- 12  
 1209. 1887 -- Mar 20, steamer *Seal* lost, Lynn Canal north of Berners Bay, southeast AK -- 12

<sup>1609</sup> Cross-listed under Hurricane.

<sup>1610</sup> We show this only because there were accounts of 12 deaths. Papers at the time note only one death – engineer.

1210. 1887 -- Apr, Gloucester, MA fishing schooner *Jamestown* lost, Western Bank -- 12  
 1211. 1887 -- Apr 01, ship *Eldorado* (Seattle to SF) founders off Cape Flattery, WA -- 12  
 1212. 1887 -- Nov-Dec, Gloucester, MA fishing schooner *Peter D. Smith* lost Georges trip-- 12  
 1213. 1887 -- Nov-Dec, Gloucester, MA fishing schooner *William Parsons, 2<sup>nd</sup>*, lost, GB -- 12  
 1214. 1887 -- Dec 20, freighter *San Vincente* burns off Pigeon Point ~45m south of SF, CA-- 12  
 1215. 1888 -- Nov-Dec, Gloucester, MA fishing schooner *Carleton* lost, Georges trip -- 12  
 1216. 1888 -- Nov-Dec, Gloucester, MA fishing schooner *Joseph O.* lost, Georges Bank trip-- 12  
 1217. 1889 -- Nov 20, steamer *Manhattan* sinks, collision, schmr. *Agnes Manning*, off DE--10-12

**MARITIME Events – Master Set – By MORTALITY (continued):**

1218. 1891 -- Jan-Feb?, Gloucester, MA fishing schooner, *Veteran* lost, Georges trip -- 12  
 1219. 1891 -- Sep, gale, Beverly, MA fishing sch. *Albert Woodbury* lost ~Nova Scotia --11-12  
 1220. 1891 -- Sep-Oct, Gloucester, MA fishing schooner *Percy* lost, Georges Bank trip -- 12  
 1221. 1892 -- July 12, storm, steamer *Frankie Folsom* capsizes, Illinois River, Peoria, IL-- 12  
 1222. 1893 -- Aug, Gloucester, MA fishing schooner *Pioneer* lost, Georges Bank trip -- 12  
 1223. 1895 -- Jan 26, barges towed by *Sea King* founder in storm, off Pt. Judith, RI -- 12  
 1224. 1895 -- Feb 09, Gloucester schooner *Clara F. Friend* strands, Eastern Head, N.S. -- 12  
 1225. 1898 -- Aug 2, hurricane, tugboat *Nimrod* capsizes, crew lost, off Cape San Blas, FL--12  
 1226. 1899 -- Feb 14~, Gloucester, MA schooner *A.M. Burnham* lost on Brown's Bank -- 12  
 1227. 1899 -- Apr 22, lifeboat fm foundered stmr. *General Whitney* capsizes ~Cape Canaveral, FL-- 12  
 1228. 1899 -- Oct 30, steamer *George L. Colwell* founders, gale off Coast of SC -- 12  
 1229. 1899 -- Dec 05, freighter *Niagara* sinks, Lake Erie storm, 10m E, Long Pt. Ontario-- 12  
 1230. 1902 -- Mar 17, Monomoy Station lifeboat capsizes off Monomoy Pt. Chatham, MA-- 12  
 1231. 1902 -- Dec 03, ship *Progreso*, fuel tank explosion, Fulton Shipyard, SF, CA -- 12  
 1232. 1906 -- Jan 13, schooner *Robert H. Stevenson* grounds, Diamond Shoals, NC -- 12  
 1906 -- June 11, steamer *Corinthian* grounds, Humboldt Bar, CA<sup>1611</sup> -- 12  
 1233. 1910 -- May 1, *City of Saltillo* grounds on rock and sinks, Glen Park, MO -- 12  
 1234. 1911 -- July 07, steamer *Santa Rosa* grounds north of Point Arguello, CA -- 12  
 1235. 1924 -- Nov 15, rum runner tug *William Maloney* founders in storm, Newport, RI --11-12  
 1236. 1927 -- Apr 08, Gloucester, MA fishing schooner *Commonwealth* burns, N.S. coast-- 12  
 1237. 1929 -- Oct 29, steamer *Wisconsin* sinks, Lake Michigan storm, off Kenosha, WI -- ≥12  
 1238. 1933 -- Jan 24, storm, diesel *Umnak Native* strands, Umnak Isl., Inanudak Bay, AK-11-12  
 1239. 1934 -- June 12, tuna clipper *Belle Isle* sails from San Diego, CA, Lost at Sea -- 12  
 1240. 1936 -- June 19, outboard motor boat capsizes, children drown, Lake Gardner, ME-- 12  
 1241. 1938 -- Sep 21, New England Hurricane, *Charles O. Carlson/5, Ocean View/6*<sup>1612</sup> -- 12  
 1242. 1939 -- salmon fishing vessel *Oduna* (or *Oduno*) sinks off Noyes Island, AK -- 12  
 1243. 1942 -- May 27, US freighter *Syros* sunk by U-boat ~200M SW of Bear Island, Arctic--12  
 1244. 1943 -- Jan 9, US freighter *Collingsworth* sunk by sub, So. Atlantic ~100m NE of Paramaribo--12  
 1245. 1944 -- Apr 27, ships collide, freight *James H Reed* sinks, Lake Erie fog, off Ashtabula, OH--12  
 1246. 1944 -- Sep 15, USCG Lightship *LS-73* sinks, hurricane, off coast of MA -- 12  
 1247. 1945 -- May 05, civilian US collier *Black Point* torpedoed off Point Judith, RI -- 12  
 1248. 1947 -- Mar 12, tanker *Fort Dearborn*, San Fran. to Shanghai, breaks up, gale, Pacific-12  
 1249. 1947 -- Jun 22, tanker *Markay* vapor explos. loading petrol. products, Mormon Isl., LA, CA--11-12

<sup>1611</sup> Incorrectly noted as 12 deaths in several sources. Actual loss of life was two crewmembers.

<sup>1612</sup> At least one other death at sea -- from a fishing boat which foundered off Block Island, R.I.

1250. 1950 -- Sep 12, Fairhaven, MA fishing boat *Theresa A.* sunk, hurricane, Georges Bank-- 12  
 1251. 1950 -- Dec 18, tug *Sachem* sinks (all aboard lost), Lake Erie, off Dunkirk, NY -- 12  
 1252. 1961 -- Nov 07, M/V *Union Reliance*, M/V *Berean*, collision, near Houston, TX -- 12  
 1253. 1979 -- Aug 30, *Inca Tupac Yupanqui* hits barge, explos./fire, MS Riv., Good Hope, LA- 12

**MARITIME** Events – **Master Set** – **By MORTALITY** (continued):

1254. 1740 -- Dec, gale, approximately 36 vessels grounded/wrecked along coast of MA-- ≥11  
 1255. 1787 -- Dec, last week; crewmen from previously captured Maine sloop *Squirrel* murdered by Algerians-11  
 1256. 1797 -- Oct 18, storm, schooner *Flying Fish* knocked over, 7 drown inside, 4 later, off GA--11  
 1257. 1822 -- Oct 27, ship *Savannah* grounds and breaks-up near Fire Island, Long Isl., NY--11  
 1258. 1830 -- Apr 18, stmr. *Caledonia* boiler explosion, MS Riv., ~9m below New Madrid, MO-10-11  
 1259. 1841 -- Sep-Oct. yellow fever, crew of the USS *Levant*, at Pensacola, FL -- 11  
 1260. 1849 -- Mar 01, ship *Franklin* grounds, Newcomb Hollow, Wellfleet, Cape Cod, MA--11  
 1261. 1849 -- Apr 17, *Outward Bound* founders, Lake Mich. storm, Manitou Passage, MI-- 11  
 1262. 1850 -- July 31, steamer *America* boiler explosion, Lake Erie, near Barcelona, NY-- 11  
 1263. 1851 -- fishing schooner *Hamilton* lost -- 11  
 1264. 1851 -- Aug 20, steamboat *Dacotah* boilers explode, Illinois River, Peoria, IL -- 11  
 1265. 1852 -- Apr 16, steamer *Pocahontas* fire, MS Riv., Isl. No. 78, Choctaw Bend, AR --10-11  
 1266. 1853 -- June 20, steamboat *New World*, boiler explosion, New York, NY -- 11  
 1267. 1855 -- Oct 27, propeller *Charter Oak* founders, Lake Erie gale, off Girard, PA --10-11  
 1268. 1855 -- Nov 03, *Delaware* grounds, Lake Mich. storm, ~8 miles from Sheboygan WI--10-11  
 1269. 1860 -- Sep 07-08, schooner *St. Mary* founders in Lake Michigan storm --all 11  
 1270. 1865 -- Dec 09, steamer *De Soto*, boiler explosion, near Pascagoula, MS -- 11  
 1271. 1867 -- Nov 17, steamboat *Onward* burns, Alabama River, Bells Ledge, AL -- 11  
 1272. 1868 -- May 01, steamer *Governor Cushman* boiler explodes, Lake Erie, Buffalo, NY--11  
 1273. 1869 -- Nov 05~ sch. *W.W. Arnold* grounds, Lake Sup. storm, Two Hearted Riv., MI-- 11  
 1274. 1870 -- Jan, Gloucester, MA fishing schooner *Viking* lost on way to Grand Banks -- 11  
 1275. 1871 -- Jul 3, Cal. brig *Shelehoff* disabled Pacific Ocean storm, starvation, found Oct 19-- 11  
 1276. 1871 -- Sep 22, schooner *Charles H. Hurd* founders in gale ~South Manitou Isl., MI-- 11  
 1277. 1873 -- Mar, Gloucester, MA fishing schooner *J. H. Orne* lost on Georges Bank -- 11  
 1278. 1875 -- Apr 29, fishermen drown off Saint Joseph, MI -- 11  
 1279. 1875 -- Aug 26, ships collide, freight *Comet* sinks, Lake Superior, 7M SE Whitefish Pt., WI--11  
 1280. 1875 -- Dec 01, steamer *Sunnyside* hits ice/sinks, Hudson Riv., near West Park, NY-- 11  
 1281. 1876 -- Apr 04~, Gloucester, MA fishing schooner *Kearsarge* lost, Georges Bank -- 11  
 1282. 1876 -- Apr-May, Gloucester, MA fishing schooner *Janet Middleton* lost on GB -- 11  
 1283. 1876 -- Dec, Gloucester, MA fishing schooner *Howard Steele* lost, La Have Bank -- 11  
 1284. 1876 -- Dec, Gloucester, MA fishing schmr. *Modena B. Jerauld* lost, La Have Bank-- 11  
 1285. 1877 -- Jan, Gloucester, MA fishing schooner *Mary Burnham* lost, La Have Bank -- 11
1286. 1883 -- May 20, schooner *Wells Burt* founders, Lake Mich. storm, off Evanston IL-10-11  
 1287. 1884 -- June 8, Ferry Boat goes over falls, drownings, Thompson's falls, MT -- 11  
 1288. 1886 -- Jan 2, steam *W.D. Chipley* grounds/sinks, Chattahoochee Riv., 7m no. Fort Gaines GA--8-11  
 1289. 1886 -- Feb 26, snowstorm, steamer *Idlewild* strands, lifeboat lost, off Stamford CT--8-11  
 1290. 1886 -- Mar 16, steam freighter *Beda* springs leak, founders off Cape Perpetua, OR-- 11  
 1291. 1886 -- Sep, steamboat *Julia* boiler explosion near Vallejo Wharf, CA -- 11

1292. 1888 -- Jan 09, ship *John T. Berry*, Philadelphia, Pa. to Japan, burns at sea -- 11  
 1293. 1888 -- Oct 24, barkentine *Makah* found bottom-up off Tillamook Head, OR -- 11  
 1294. 1889 -- Jan 05, steamer *Paris C. Brown* snags and sinks, Hermitage Landing, LA -- 8-11  
 1295. 1889 -- Feb 09, last sighting, schooner *Annie* leaves San Francisco for Unalaska, AK-- 11  
 1296. 1889 -- Feb 22, Nova Scotia bark *Josie Troop* wrecks at Chicamacomico, NC -- 11  
 1297. 1892 -- Feb 19-Mar 02~, gale, schnr. *Tecumseh*, strands, Fenwick Isl. Shoals, MD--10-11  
 1298. 1895 -- Apr 24, SF CA seal/fishing schooner *C G White* grounds/storm, Trinity Isl. reefs, AK-11  
 1299. 1895 -- Nov 23-Dec, Gloucester fishing schooner *Falcon* lost, Georges Bank trip -- 11  
 1300. 1896 -- Oct 14, NY fishing smack *W.W. Story* last seen off Absecon, NJ -- 11

**MARITIME** Events – **Master Set** – **By MORTALITY** (continued):

1301. 1900 -- Sep 12, freighter *John B. Lyon* sinks, Lake Erie storm, off Ashtabula, OH -- 11  
 1302. 1902 -- Dec 17, schooners *Louise B. Crary*/*Frank A. Palmer* collide, Gloucester, MA--11  
 1303. 1903 -- Oct 3, steamer *Erie L. Hackley* sinks, Lake MI storm, Green Bay ~Green Isl., WI--11  
 1304. 1904 -- May 26, towboat *Fred Wilson* boiler explosion, W. Louisville, KY -- 11  
 1305. 1905 -- July 07, drownings, at log jam, Chippewa River, Little falls Dam, WI -- 11  
 1306. 1905 -- Nov 27-29, Lake Sup. storm, *Mataafa*/9 *Edenborn*/1 *Lafayette*/1 wreck ~Duluth MN-11  
 1307. 1907 -- June 11, launch from battleship *Minnesota* run-down Hampton Roads, VA-- 11  
 1308. 1908 -- Feb 14, ship *Emily Reed* grounds, Nehalem Beach, OR -- 11  
 1309. 1908 -- Apr 26, *Miriam* hit by “cyclone,” capsizes, Miss. River, ~Hardin Pt. AR -- 11  
 1310. 1908 -- May 2, gale, stmr. *Minnie E. Kelton* floods/adrift/men washed off, Yaquina Head OR-11  
 1311. 1908 -- Nov 21, steamer *H.M. Carter* boiler explosion/fire, MS Riv., Bayou Goula, LA--10-11  
 1312. 1909 -- June 06, ship hits wharf, collapses, Mandeville, Lake Pontchartrain LA -- 11  
 1313. 1909 -- Aug 18, Gloucester, MA schooner *Orinoco* capsizes, Sambro, Nova Scotia-- 11  
 1314. 1909 -- Oct 11, tug *Sybil* wrecks during hurricane off southern coast of FL -- 11  
 1315. 1909 -- Dec 24, steamer *Columbia* lost, out of NYC, NY to Port au Prince Haiti -- 11  
 1316. 1911 -- July 28, New England coastal storm, craft lost (esp. *Nokomis*), esp. MA -- 11  
 1317. 1914 -- May 11, steamer *Jefferson*, Boiler Scalding, Norfolk, VA to NYC -- 11  
 1318. 1914 -- Oct 31, schooner *Lizzie Lee* leaves New Bedford MA for Cape Verde, lost-- 11  
 1319. 1915 -- Aug 22~, Boston schooner *Maude Palmer* sinks, Gulf of Mexico -- 11  
 1320. 1916 -- Feb 02, steamer *Sam Brown* boiler explosion, Huntington, WV -- 11  
 1321. 1916 -- July 14, *Ramos* Founders, from Philly PA to Cartagena, Columbia -- 11  
 1322. 1918 -- Feb 28, American schooner *Americana* clears Columbia Riv. bar, lost at sea, Pacific-11  
 1323. 1918 -- Dec 03, storm, *Manola* founders, Lake Ontario near Duck Island, Canada -- 11  
 1324. 1919 -- July 25, Springfield Boys’ Club boat capsizes, Big Pond, East Otis, MA -- 11  
 1325. 1920 -- Feb 06, steamer *Polias*, snowstorm, hits Old Cilley Ledge, Penobscot Bay, ME--11  
 1326. 1921 -- Jan 31, schooner *Carroll A. Deering*, grounds, Diamond Shoals, NC -- 11  
 1327. 1921 -- Oct 30, House of David schooner *Rosa Belle* Founders, Storm, mid-Lake MI-- 11  
 1328. 1921 -- Oct 30, two Hilton Fishing Co. boats capsize, off Anglesea, NJ -- 11  
 1329. 1927 -- July 08, boat with Miss. River flood evacuees overturns, Port Barre, LA -- 11  
 1330. 1927 -- Oct 29, fishing sch. *Avalon* hit by steamer in fog, sinks off Highland Light, Cape Cod MA-11  
 1331. 1941 -- Oct 17, USS *Kearny* torpedoed by German sub prior to war, off Iceland -- 11  
 1332. 1942 -- Mar 17, US tanker *Acme* torpedoed by U-boat ~1m west Diamond Shoals Light NC-11  
 1333. 1942 -- Mar 26, tanker *Dixie Arrow* torpedoed, U-boat off Diamond Shoals Buoy, NC-11  
 1334. 1942 -- Apr 09, US tanker *Eugene V.R. Thayer* shelled/sunk by sub ~20m off N. Brazil-11

1335. 1942 -- May 18, US freighter *Quaker City* sunk by U-boat ~300 miles east of Barbados--11  
 1336. 1942 -- June 17, US freighter *Millinocket* sunk by U-boat off La Isabela, north Cuba-- 11  
 1337. 1942 -- July 13, US tanker *R.W. Gallagher* sunk by U-boat, Gulf, SE of Morgan City, LA-10-11  
 1338. 1942 -- July 30, US freighter *Cranford* sunk by U-boat ~250 miles E-SE of Barbados--11  
 1339. 1942 -- Sep 13, last sighting, Seattle halibut schooner *Helgeland* off Kodiak Isl., AK-10-11  
 1340. 1943 -- Jan 20, US tanker *Brilliant* splits/sinks, gale, east of north Newfoundland -- 11  
 1341. 1943 -- Nov 24/25, storm, freighter *John P. Gaines* breaks-up 40M S of Cherikoff Isl., AK-11  
 1342. 1944 -- Mar 16, assault boats capsize, trng. ex., Lake 2, Lakewood ~Camp Robinson, AR--11  
 1343. 1946 -- Feb 04, AK steamship *Yukon* hits rocks off Johnstone Bay, SE of Seward, AK-11  
 1344. 1949 -- Aug 26, gale, scallop dragger *Gay Head* hits shoal/shatters off Nantucket MA--11  
 1345. 1951 -- Oct 29, two boats and barge collide, gasoline explosion, Buffalo River, NY-- 11  
 1346. 1951 -- Dec 20, Danish cargo/passenger motorship *Erria* fire, Columbia Riv. ~Astoria, OR- 11  
 1347. 1954 -- Aug 31, fisher *Redstart* out of New Bedford, MA, breaks-up during hurricane--11  
 1348. 1955 -- Jan 13~, New Bedford, MA scalloper *Doris Gertrude* lost off New Eng. coast--11  
 1349. 1959 -- Nov 25, MV *National Pride* capsizes Gulf of Mexico off Galveston, TX -- 11  
 1350. 1960 -- Jul 19, USN destroyers *Ammen & Collett* collide, fog ~Newport Beach, CA<sup>1613</sup>-- 11  
 1351. 1962 -- Nov 15~, storm, New Bedford, MA scalloper *Midnight Sun* lost, Georges Bank--11  
 1352. 1978 -- Oct 20, USCG cutter *Cuyahoga* & MV *Santa Cruz II* collide ~Smith Point, MD--11  
 1353. 1984 -- July 7, microburst, sternwheel *SCItanic* capsizes, TN Riv., Ditto Landing, AL--11  
 1354. 1989 -- Oct 3, F/V *Northumberland* ruptures NG pipeline/explosion/fire ~Sabine Pass, TX<sup>1614</sup>--11  
 1355. 2003 -- June 14, *Taki-Tooo* fishing charter capsizes crossing bar, Tillamook Bay Inlet, OR-- 11  
 1356. 2003 -- Oct 15, ferry *Andrew J Barberi* hits pier, St George Terminal, Staten Isl. NY-- 11  
 1357. 2010 -- Apr 20, drill rig *Deepwater Horizon* explosion, Gulf of Mex., ~50m, LA<sup>1615</sup>-- 11

**MARITIME Events – Master Set – By MORTALITY (continued):**

1358. 1774 -- Nov 21, gale, brig and sloop founder, back of Cape Ann, MA<sup>1616</sup> -- ≥10  
 1359. 1811 -- Mar 22/23, American ship *Tonquin* crew drown trying to sound Columbia Bar OR-8-10  
 1360. 1816 -- June 9, steamer *Washington* cylinder blows, scalding, Ohio Ri., Point Harmar, OH~10  
 1361. 1828 -- Dec 03, brig *Packet* grounds and breaks, south side of Nantucket Island, MA-- 10  
 1362. 1832 -- Oct 5, schooner *Eliza Whittlesey* capsizes, squall, Lake Erie off Ashtabula, OH--10  
 1363. 1837 -- June 19, steamboat *Crusader* boiler explosion, Rabbit Island, LA -- ~10  
 1364. 1838 -- Dec 3, stmr. *Augusta* boiler explosion, MS River ~11m north of Natchez, MS--10  
 1365. 1839 -- Nov 18, *Wilmington* boiler explos., MS Riv., ~AR Riv. and Napoleon, AR-- 6-10  
  
 1366. 1841 -- Oct 23? schooner *Post Boy* lost/powder explos./gale?, Lake MI, 15m off Kalamazoo, MI--~10  
 1367. 1843 -- Aug, Gloucester MA fishing schooner *The Byron* lost, “South Channel” -- 10  
 1368. 1845 -- Feb 8, stmr. *Siren* boiler explodes, Apalachicola riv., below Chattahoochee, FL-10  
 1369. 1845 -- Aug 12, collision, steamers *London, Kent* (sinks), L. Erie, Pt Pelee, Ontario-- 10  
 1370. 1847 -- June 9, ships collide, steamer *Chesapeake* sinks, Lake Erie, ~Conneaut, OH--8-10  
 1371. 1848 -- Apr 18 schooner *Tribune* sinks, Lake Michigan gale, off Cathed Point, MI-- 10

<sup>1613</sup> Cross-listed in Fog as Contributing Factor.

<sup>1614</sup> Cross-listed in Explosions. The natural gas explosion and resulting fire on the boat led to the loss of life.

<sup>1615</sup> Cross-listed in Explosions.

<sup>1616</sup> Our source (Sidney Perley. *Historic Storms of New England*) does not name the ships but notes “all the people who were on board both vessels perished.” One would expect a crew of at least ten for a brig as well as a sloop.

1372. 1849 -- by Mar 24, cholera, steamboat *Yorktown*, MS Riv. before reaching Cairo IL-- 10  
 1373. 1849 -- Apr-early May?, cholera, steamer *Weston*, up MO River to Ft. Leavenworth-- 10  
 1374. 1849 -- Oct 06, gale, fishing schooner *Levi Woodbury* lost off Boon Island, ME --all 10

**MARITIME Events – Master Set – By Mortality:**

1375. 1851 -- Apr 10, fishing schooner *Harvest Home* of Newcastle, NH, lost at sea -- 10  
 1376. 1852 -- Jan 14, steamer *Martha Washington* burns, MS Ri., Island #65 ~Jackson Pt.- 5-10  
 1377. 1852 -- Dec 14, steamer *Magnet* boiler explosion, OH Riv., Grandview Island, WV-- 10  
 1378. 1853 -- Feb 16/26, brig *Vintage* sails, Salem, MA for West Coast of Africa, lost -- 10  
 1379. 1854 -- Jan 09, *General Bem* snags/lost, Arkansas River, Walnut Bend, AR -- 10  
 1380. 1854 -- Mar 08, schooner *Robert Walsh* lost off Cape Hatteras, NC -- 10  
 1381. 1854 -- May 10, steamer *Pike* snags/sinks, MS Riv., Big Eddy, Wilkinson's Lndg., MO- 10  
 1382. 1854 -- Nov 13, steamer *Bucephalus* sinks, Lake Huron storm, near Bird's Creek, MI-- 10  
 1383. 1855 -- Aug 08, bark *L. M. Hubby* capsizes, Lake Michigan off Point Betsie, MI -- 10  
 1384. 1857 -- Nov 19? schr. *Radiant/Radiant* sinks, Lake Erie, gale?, bound for Oswego NY-10
1385. 1864 -- Nov 8, bark *Mojave* sinks, Lake Mich. betw. Sheboygan WI, Big Sable Pt. MI-10  
 1386. 1864 -- Nov 26, sternwheel *Sophie McLane* boiler explosion, Suisan city dock, CA-- ≥10  
 1387. 1865 -- Aug 21, mud drum explosion, steamboat *Argosy No. 3*, Ohio Riv. ~Rono, IN-- 10  
 1388. 1866 -- Apr 12, steamer *Financier* fire, Ohio River, Crow Island, near Baden, PA -- 10  
 1389. 1866 -- Sep 29, steamer *Julia* steam drum explosion, San Francisco, CA -- 10  
 1390. 1867 -- May 04, steamer *Main* capsized in storm on Lake Pontchartrain, LA -- 10  
 1391. 1868 -- June, Gloucester MA fishing schooner *General Butler* lost, Georges Bank -- 10  
 1392. 1868 -- Sep 16, sch. *Persian* sunk by *E.B. Allen*, Lake Huron, 3m off 40-Mile Point MI--10
1393. 1870 -- Jan 25, Gloucester, MA fishing schooner *Weather Gage* lost, Grand Banks-- 10  
 1394. 1870 -- Mar, Gloucester MA fishing schooner *William F. Pool* lost on Georges Bank-- 10  
 1395. 1870 -- Oct, Gloucester, MA fishing schooner *Alatamaha* lost, Georges Bank -- 10  
 1396. 1871 -- Oct 03, hurricane, TX coast, steamer *C. K. Hall* lost off Cedar Point TX -- >10  
 1397. 1874 -- Nov 22/23, schooner *William Sanderson* breaks-up, Lake MI storm off Empire, MI-7-10  
 1398. 1875 -- Mar, Gloucester, MA fishing schooner *William C. Endicott* lost, Georges Bank-- 10  
 1399. 1875 -- May 02, steamer St. Luke hits bridge pier/sinks, Missouri Riv., St. Charles, MO--9-10  
 1400. 1875 -- July 06, steamer *Isaac Bell* & tug *Lumberman* collide, Hampton Roads, VA-- 10  
 1401. 1876 -- Apr 08, Gloucester, MA fishing schooner *Henrietta Greenleaf* capsizes, ~GB--10  
 1402. 1876 -- Oct, Gloucester, MA fishing schooner. *Joseph F. Allen* lost, Western Bank-- 10  
 1403. 1876 -- Dec, Gloucester, MA fishing schooner *D. E. Woodbury* lost, trip to GB -- 10  
 1404. 1876 -- Dec, Gloucester, MA fishing schooner *J.F. Huntress* lost, La Have Bank -- 10  
 1405. 1876 -- Dec, Gloucester, MA fishing schooner *John S. Tyler* lost, La Have Bank -- 10  
 1406. 1876 -- Dec, Gloucester, MA fishing schooner *Wyoming* lost, La Have Bank -- 9-10  
 1407. 1877 -- Oct 02, steamer *Comfort* boiler explosion, OH Riv. near Pipe Creek, WV side--10  
 1408. 1879 -- Oct-Dec, Gloucester MA fishing sch. *Harvey C. Mackay* lost, Grand Banks-- 10
1409. 1880 -- Aug, bark *Emma C. Litchfield* lost at sea, St. Mary's GA to Buenos Aries -- 10  
 1410. 1880 -- Aug 09, steamer *Bonnie Lee* boiler explosion, Lenoir Pt., Red River, LA -- 9-10



- 1880 -- Oct 12, steambarge *Trader* waterlogged in storm/lost, Lake MI, off MI coast<sup>1617</sup>-0
1411. 1882 -- Jan 22, bark *F.L. Carney* shipwreck, South Hatteras Inlet, NC -- 8-10
1412. 1883 -- Jan 29, steamer *Tacoma* grounds/breaks-up, Pacific, 4m no. of Umpqua Riv., OR- 10
1413. 1883 -- May 25, steamboat *Pilot* boiler explosion, Petaluma River ~Lakeville, CA -- 9-10
1414. 1883 -- Sep, Gloucester MA schooner *Charles Hildreth* lost, trip to Georges Bank -- 10
1415. 1884 -- Jan 23, raft upset/drownings, Upper Cumberland River, near Carthage, TN --9-10
1416. 1884 -- Jun 27, schooner *Deborah H. Diverty* founders, storm, off Beck's Beach, NJ-- 10
1417. 1885 -- Aug, schooner *Washington*, Apalachicola, FL to NYC, lost at sea -- 10
1418. 1885 -- Dec 4-6, schooner *Orphan Boy* grounds, Lake Mich. storm, Big Sable Pt., MI-7-10
1419. 1886 -- Aug-Sep, Gloucester, MA fishing sch. *John F. Wonson* lost, Brown's Bk. -- 10
- 1886 -- Nov 17-18, schooner *Lucerne* wrecks off Chequamegon Pt., WI, L. Sup.<sup>1618</sup>-- 10
1420. 1887 -- July-Oct, bark *Isabel*, Rockland, ME to Pensacola, FL, lost at sea -- 10
1421. 1890 -- Nov 24, NY steam-yacht *F.L. Norton*, leaves New London for France, lost-- 10
1422. 1893 -- Aug 24, schooner *Empire State* sinks in storm off Barnegat, NY -- 10
1423. 1895 -- Apr 22, storm, Rappahannock Riv., Middlesex Co., Burham's Wharf, VA -- 10
1424. 1896 -- May 10, stmr. *Harry Brown*, boiler explos., MS Riv. ~Ursina Landing, MS-- 10
1425. 1899 -- Mar 07, steamer *James Bowen* founders (sinks) off Hog Island, VA -- 10
1426. 1899 -- Apr 04, *Chilkat* wrecks in "Heavy Sea," Humboldt Bay Bar, CA -- 10

**Maritime Events – Master Set – By Mortality (continued):**

1427. 1901 -- May 12, *City of Paducah* snags/sinks, MS River, ~Brunkhorst Landing, IL--6-≤10
1428. 1902 -- Oct 13, storm, *C.B. Lockwood*, lifeboat lost, Lake Erie, off Fairport Harbor, OH-- 10
1429. 1902 -- Dec 05, schooner *Wesley M. Oler* founders off Hatteras Inlet, NC -- 10
1430. 1906 -- Apr 13, battleship USS *Kearsarge* turret powder fire off Cape Cruz Cuba -- 10
1431. 1906 -- July 29, capsizes of gas sloop *Nora* (9) & gas launch *Alva B.* (1), Anglesea, NJ-- 10
1432. 1907 -- July 15, USS *Georgia* gun turret powder explosion off Cape Cod, MA -- 10
1433. 1907 -- Oct 22, Gloucester, MA fishing sch. *Clara G. Silva* loses five dories, storm-- 10
1434. 1908 -- Jan 8, SF sch. *John F. Miller* grounds, gale, East Anchor Cove, Unimak Isl., AK-10
1435. 1908 -- Jan/Feb, Gloucester fishing schooner *Northern Eagle*, lost, Gulf of Mexico-- 9-10
1436. 1908 -- July 24, bark *Auburndale* lost from Turks Island (Carib.) to Philadelphia PA-- 10
1437. 1909 -- Jan 25, schooner *William C. Tanner* lost, Rockport, MA to Key West, FL -- 10
1438. 1909 -- Dec 23, schooner *Susie M. Plummer* abandoned, Cape Flattery, WA -- 10
1439. 1910 -- Jan 22, schooner *Henry B. Fiske of Boston*, capsizes off Nantucket, MA -- 8-10
1440. 1911 -- Jan 21~, Gloucester sch. *Ella M. Goodwin* departs Bay of Islands, NFL, lost-- 10
1441. 1911 -- Aug 26, schooner *Margaret A. May* founders, Kiawah Island, SC -- 10
1442. 1912 -- Feb 29, steamer *J.E. Trudeau* burns, Belle River, LA -- 10
1443. 1912 -- Mar 15, Gloucester schooner *Patrician* founders, Jordan Bay, Nova Scotia-- 10
1444. 1912 -- Dec 15, schooner *S.O. Co. No. 87* founders, Gulf of Mexico -- 10
1445. 1913 -- June 28, raft ferry sinks, drownings, Kiskiminetas Riv., near Leechburg, PA-- 10
1446. 1913 -- Dec 26, barges *A.G. Ropes & Undaunted* founder, off Barnegat, NJ -- 10
1447. 1915 -- Apr 03, *Cumberland*, two barges wreck in storm, Cape Henlopen, DE -- 10
1448. 1915 -- Apr 05, gale, sch. *John B. Manning* found bottom-up 20m N, Hatteras NC-- 10

<sup>1617</sup> Listed in that several sources (McNeil, Swayze, newspapers at time) report ten or eleven deaths (all aboard). The *Great Lakes & Seaway Shipping News Archive*, however, notes that crew was rescued by the schooner *Guide*.

<sup>1618</sup> Included in our coverage of Nov 15-18, 1886 Lake Superior and Michigan storm and 39 maritime deaths.

**Maritime Events – Master Set – By Mortality (continued):**

1449. 1920 -- Feb 19, schooner *Henry W. Cramp* lost, Norfolk VA to Dominican Rep. -- 10  
1450. 1921 -- Nov 21, storm, tug *Sea Eagle* hit by large wave, capsizes, ~Yaquina, OR -- 9-10  
1451. 1923 -- Apr 6, steamer *John Dwight* sinks, suspected rum runner, Vineyard Sound, MA--8-10  
1452. 1923 -- Dec 13, steam sch. *C.A. Smith* grounds, North Jetty, Coos Bay Harbor, OR-- ~10  
1453. 1924 -- July 05, ship *Three Rivers* fire, Chesapeake Bay, Cove Point, MD -- 10  
1454. 1929 -- Oct 31, fog, steamers collide, *Senator* sinks, Lake MI, off Port Washington, WI-7-10  
1455. 1930 -- Sep 01, Seattle halibut schooner *Orient* hit by freighter ~Vancouver Isl., B.C.--10  
1456. 1941 -- Dec 19, US freighter *Prusa* sunk by Japanese sub ~150-300M so. of Honolulu-10  
1457. 1942 -- Jan 8, Army minelayer *General Richard Arnold* capsizes, storm off Isles of Shoals, NH-10  
1458. 1942 -- Mar 07, merchant marine *Independence Hall* hits reef/sinks off Sable Isl., NS--10  
1459. 1942 -- Mar 12, US freighter *Texan* sunk by U-boat off NE Cuba near Puerto Padre-- 10  
1460. 1942 -- Apr 05, US tanker *Byron D. Benson* sunk by U-boat 7.5M off Currituck Inlet, NC- 10  
1461. 1942 -- Apr 11, tanker *Harry F. Sinclair Jr.* torpedoed by U-boat ~7M so. Cape Lookout, NC-10  
1462. 1942 -- Apr 26, US freighter *Alcoa Partner* sunk by U-boat, Caribbean ~80m NNE of Bonaire-- 10  
1463. 1942 -- June 27, unarmed US freighter *Polybius* sunk by German sub E off Trinidad-- 10  
1464. 1942 -- July 3, freighter *Alexander Macomb* sunk by U-boat ~175m east of Cape Cod, MA-10  
1465. 1942 -- Sep 16, US freighter *Commercial Trader* sunk by U-boat ~75M east of Trinidad-- 10  
1466. 1943 -- Jan 9, US freighter *Birmingham City* sunk by U-boat, So. Atlantic 100m NE of Paramaribo-10  
1467. 1943 -- Apr 19, cabin cruiser *Legionnaire* hit by waves/sinks, So. Bay, off Long Isl., NY-10  
1468. 1943 -- Nov 23, US tanker *Elizabeth Kellogg* sunk by U-boat ~150m NW of Cristobal, Panama-10  
1469. 1943 -- Dec 3, US tanker *Touchet* sunk by U-boat, Gulf of MX, So. of Pensacola/W. of Naples, FL- 10  
1470. 1944 -- Oct 29, US freighter *John A Johnson* torpedoed by Japanese sub, Pacific; crew shot-10  
1471. 1945 -- Jan 02, Sun Oil tanker *Sunoco* fire and explosion, off Sandy Hook, NJ -- 10  
1472. 1946 -- Sep 4, US freighter *David Caldwell* grounds, storm, Gironde Estuary, SW France-10  
1473. 1947 -- Nov 12, gale, New Bedford MA fisher *Margee & Pat* lost, Georges Bank off MA--10  
1474. 1950 -- Apr 7-8, New Bedford MA scallop dragger *Four Sisters* lost E of Nantucket MA--all 10  
1475. 1952 -- May 25, tankers *A. C. Dodge* and *Michael* collide, explos./fire, Delaware Riv., DE--10  
1476. 1957 -- Jan 29, tanker SS *Jeanny* vapor explosions, Todds shipyard, Alameda, CA<sup>1619</sup>--10  
1477. 1957 -- Mar 6, USN tanker *Mission San Francisco & Elna II* collide, explosion, Delaware Riv. DE--10  
1478. 1960 -- Oct 22, SS *Alcoa Corsair* (10) & MV *Lorenzo Marcello* collide, MS Riv. mouth LA--10  
1479. 1962 -- Mar 5-9, Nor'easter, fishing trawlers *Sonya* and *Karina T./9*, tanker *Gem/1*-- 10  
1480. 1965 -- May 7, ships collide, fog,, *Cedarville* sinks, Lake Huron, Mackinac Straits, MI-10  
1481. 1972 -- Nov 7, freighter hits Sidney Lanier Bridge, span collapses/cars fall, Brunswick GA-10  
1482. 1978 -- Dec 10, MV *Holo Holo* (Univ. of HI) sinks, rough seas west of Kawaihae, HI--10  
1483. 1979 -- Dec 05, Canadian gillnet fishing boat *Salinta* found ashore at Tree Point, AK-- 10  
1484. 1981 -- Nov 30, scallop trawler *St. Patrick* toppled by wave, abandoned, 5m E Marmot Isl., AK--10  
1485. 1987 -- Feb 5, fishing vessel *Fish-n-Fool* (LA, CA) capsizes ~Isla De San Martin, MX--10  
1486. 2017 -- Aug 21, USS *John S. McCain* collision/merchant ship *Alnic MC* ~Singapore-- 10

**Sampling of some other MARITIME Events With Loss-of-Live of 5-9:**

- 1893 -- Aug 03, steamer *Rachel* sinks, Lake George, near Fourteen Mile Island Hotel, NY-- 9  
1903 -- Sep 11, hurricane, British steamer *Inchulva* grounds and breaks-up, Delray Beach, FL-- 9

---

<sup>1619</sup> Cross-listed under Explosions

1929 -- July 28, speedboats *Zipper* and *Miss Thriller* collide at night, W. Okoboji Lake, IA-- 9  
 1957 -- June 27, Hurricane Audrey, fishing schooner *Keturah* down off Galveston coast -- 9  
 1969 -- May 25, CA racing schooner yacht *Goodwill* wrecks on reef off Baja CA, MX -- 9  
  
 2001 -- Sep 15, barge hits Queen Isabella Causeway, span collapses, Port Isabel, TX -- 8  
  
 1908 -- Sep 01, drownings, sloop capsizes in squall, Penobscot Bay off Deer Isle, ME -- 7  
  
 1891 -- Oct 22, gale, fishing schooner *Red Wing* breaks in surf, ~Indian River Inlet, DE -- 6  
 1964 -- May 23-24, boat capsizes, Fontenelle Reservoir, Lincoln County, SW WY -- all 6  
 1991 -- Oct 28-Nov 1, Perfect Storm Nor'easter, East Coast, *Andrea Gail* lost at sea -- 6  
  
 1960 -- Aug 12, engineering room flash fire, minesweeper USS *Exultant* off Savannah GA-- 5

**MARITIME** Events – **Master Set** -- **Deadliest American** -- **CHRONOLOGICAL**

1. 1635 -- Aug 14/15, pinnace *Watch and Wait* wrecks in storm, Thacher Island, MA -- 21
2. 1700 -- Sep 14, hurricane, *Rising Sun* wrecked, Ashley River bar, Charleston, SC<sup>1620</sup> -- ~100
3. 1705 -- Dec 19-21, privateer *Castle Del Rey*, grounds/breaks-up, Sandy Hook, NJ -- 132
4. 1715 -- July 31, hurricane, Spanish ships ground, Fort Pierce-Wabasso Beach, FL --1,000
5. 1716 -- five Gloucester MA fishing vessels lost, voyage to Cape Sable -- ~ 20
6. 1717 -- Apr 27, gale, pirate ship *Whidah* crash into sandbar, Wellfleet, Cape Cod, MA-- 144
7. 1740 -- Dec, gale, approximately 36 vessels grounded/wrecked along coast of MA -- ≥11
8. 1766 -- Mar, storm, 7 Gloucester MA Fishing Boats Sink, Grand Banks -- ~40
9. 1768 -- Dec 4, gale, “coaster,” bound for Pownalborough, ME, lost, Kennebec River, ME--12
10. 1770 -- Oct 20, storm, maritime losses off coasts of MA, NH and possibly RI -- ~100
11. 1770 -- Nov, new Cushing, ME boat, *The Industry*, lost on first trip to Boston, MA -- ≥13
12. 1771 -- early, *Beaver 2<sup>nd</sup>* lost on Lake Erie near Sandusky, OH -- 17
13. 1774 -- Nov 21, gale, brig and sloop founder, back of Cape Ann, MA<sup>1621</sup> -- ≥10
14. 1777 -- privateer *The Gloucester* Lost, out of Gloucester, MA -- ~60
15. 1778 -- privateer General Arnold (81) and sloop General Stark (20) ground in gale, MA-- 101
16. 1778 -- Nov 01-2, HMS *Somerset* grounds, gale, Peaked Hill Bar ~Provincetown, MA-- 21
17. 1780 -- American sailing ship *Watt* wrecks on Long Island, NY -- 26
18. 1781 -- Mar 18, gale, Continental Sloop *Saratoga* lost off Bahamas (also in hurricanes)-- ~86
19. 1783 -- Nov 25, Dutch frigate *Erfprins* sinks from leaks ~24M off Cape Cod, MA -- 303
20. 1785 -- Sep 02, Immigrant Ship *Faithful Steward* Grounds, Coast of DE<sup>1622</sup> -- >200
21. 1786 -- Dec 5, Gale, sloop grounds, Lovell’s Isl., Brig at Pt. Shirley, Boston Harbor, MA--18
22. 1787 -- Dec, last week; crewmen from previously captured Maine sloop *Squirrel* murdered by Algerians--11
23. 1792 -- July 01, storm or tornado, Philadelphia and NYC, boaters drown -- ~40
24. 1797 -- Sep 08, gale, slave ship *General Nichols* founders off FL/GA coastal border -- 132
25. 1797 -- Oct 18, storm, schooner *Flying Fish* knocked over, 7 drown inside, 4 later, off GA-- 11
26. 1798 -- Nov 17-21, New England blizzard and maritime storm<sup>1623</sup> -- >25
27. 1799 -- sixty Native Alaskan bidarka’s lost in storm, Hinchinbrook Entrance, S.C. AK-- 200
28. 1799 -- June-Jul, frigate USS *General Greene*, yellow fever, Cuba to Portsmouth NH<sup>1624</sup>-- >20
29. 1799 -- Nov-Feb 1880, ship USS *Delaware*, yellow fever, Curacao, Caribbean<sup>1625</sup> -- 20

<sup>1620</sup> Cross-listed in Hurricanes.

<sup>1621</sup> Our source (Sidney Perley. *Historic Storms of New England*) does not name the ships but notes “all the people who were on board both vessels perished.” One would expect a crew of at least ten for a brig as well as a sloop.

<sup>1622</sup> Cross-listed in Hurricane, though there is some question that the hurricane was the primary factor.

<sup>1623</sup> There was a larger loss of life, but we do not know the number. David Ludlum writes in *Early American winters 1604-1820* (p. 75) that “hundreds” died in this storm and that the bodies of at least 25 sailors were pulled from wrecked ships on Cape Cod alone. He also notes that at least seven ships were lost near Cape Cod with all aboard.

<sup>1624</sup> There were at least 1,335 yellow fever deaths in 1799 – principally Charleston, SC, NYC, and Philadelphia.

**MARITIME** Events – **Master Set** -- **Deadliest American** – **CHRONOLOGICAL** (cont.)

30. 1800 -- Feb 01, U.S. frigate *Constellation* engagement with French *La Vengeance*<sup>1626</sup> -- 160  
31. 1800 -- ~Sep, Revenue Cutter brig USS *Pickering* lost, gale/hurricane off FL<sup>1627</sup> --70-105  
32. 1800 -- Sep 20 (after), USS *Insurgent* disappears after leaving Hampton Roads, VA -- 340  
33. 1802 -- Feb 22/23, winter storm, ships ground, esp. *Brutus*, exposure, Cape Cod, MA<sup>1628</sup> -- 14  
34. 1803 -- March, massacre, crew of American ship *Boston*, Nootka, Vancouver Isl.<sup>1629</sup> -- 25  
35. 1804 -- Sep 7-9, GA and SC Hurricane (>500 deaths land and sea)<sup>1630</sup> -- >30  
36. 1804 -- Oct 9, “winter” storm (“hurricane”), New England, especially coast of MA<sup>1631</sup>-- ≥31  
37. 1806 -- Aug 21-24, Hurricane, Carolinas coastal/maritime, *Rose in Bloom* upset, NJ<sup>1632</sup>-- 37  
38. 1807 -- July, South Ferry scow sinks, Hudson River, Albany, NY -- 33  
39. 1807 -- July 11, schooner *Charles*, Wrecks on Reef, fog, west of Portland Light, ME<sup>1633</sup>-- 16
40. 1810 -- Sep 11, USN *Gun Boat # 159* sinks in gale in Chesapeake Bay -- 13  
41. 1811 -- Mar 22/23, American ship *Tonquin* crew drown trying to sound Columbia Bar, OR-- 8-10  
42. 1811 -- Oct 05, gale/hurricane, USS gun boat *No. 2* sinks, off St. Mary’s, GA -- 34  
43. 1811 -- Dec 16-Feb 07, 1812, New Madrid Earthquakes, Mississippi River boats -- ~200  
44. 1811 -- Dec 23-24, winter storm/blizzard, maritime losses, northern Long Island, NY -- ~20  
45. 1813 -- Jan 14, Spanish ship wrecks, snowstorm, Smuttynose Isl., Isles of Shoals, ME -- ≥14  
46. 1813 -- Aug 8, schooners USS *Hamilton* & *Scourge* capsize, Lake Ontario squall ~Niagara Riv., NY- >80  
47. 1813 -- Sep 16, hurricane/gale, US Navy *Gun Boat No. 164* sinks, St. Marys, GA -- 20  
48. 1814 -- June 30, tornado, schooner USS *Alligator* sinks, Port Royal Sound, SC<sup>1634</sup> -- 23  
49. 1815 -- Jan 23, Portland Maine Privateer *Dash* lost in squall, George’s Bank area --54-66  
50. 1815 -- Aug 08, last sighting of sloop-of-war USS *Epervier*, lost, Atlantic Ocean -- 134  
51. 1816 -- June 09, steamboat *Washington* explosion, Point Harmar, OH -- ~10  
52. 1817 -- May 04, steamer *Constitution* boiler explosion, MS River, Point Coupee, LA --10-30  
53. 1819 --Jul 27, hurricane, U.S. *Firebrand* grounds, ‘The Square Handkerchief,’ MS<sup>1635</sup>--39-41
54. 1820 -- Jan 11, last sighting of schooner USS *Lynx*, St. Marys, GA to Jamaica -- 50

---

<sup>1625</sup> There were at least 1,355 yellow fever deaths in 1799 – principally Charleston, SC, NYC, and Philadelphia.

<sup>1626</sup> Cross-listed in Violence-Attack.

<sup>1627</sup> Cross-listed in Hurricanes.

<sup>1628</sup> Cross-listed under winter Storms.

<sup>1629</sup> Cross-listed in Violence – Massacres of Whites by Natives.

<sup>1630</sup> It is not known how many lives were lost from various forms of watercraft on or near coastal waters and rivers of GA and SC. Our 30 figure comes from attempt to estimate lives lost from five craft: brig *Consolation*, and schooners *Favourite*, *Liberty* (all hands lost) *Patsy*, and *Traveller* (all hands lost) Mishaps (during what has been referred to as an “extreme” coastal hurricane) of numerous other vessels are mentioned in the press at the time and reporting since, but generally without reference to lives lost per craft, or in total.

<sup>1631</sup> Cross-listed in winter Storms in that this was a coastal severe snow storm and a significant drop of temperature. One additional life was lost on shore when part of one building was blown down through the roof of another.

<sup>1632</sup> Cross-listed in Hurricanes. Majority of deaths were maritime (21 from *Rose In Bloom* alone). Sources note 42 total deaths of which we have seen notes concerning only five on land in the Wilmington, NC vicinity. Thus we surmise, for purposes of positioning in a tally, that something like (or approximately) 37 were maritime.

<sup>1633</sup> Cross-listed in Fog as a Contributing Condition

<sup>1634</sup> Cross-listed in Tornadoes.

<sup>1635</sup> Cross-listed under Hurricane.

55. 1820 -- Mar 06, USN chartered schooner *Quaker* sinks in gale, Chesapeake Bay --41-46  
 56. 1820 -- Mar 20, steamboat *Buffalo* explosion, Owensboro, KY -- 17

**MARITIME Events—Master Set -- Deadliest American – CHRONOLOGICAL (continued):**

57. 1821 -- Sep 17, schooner *Washington* strands, hurricane, Bay St. Louis, MS<sup>1636</sup> -- ~20  
 58. 1821 -- Oct 25, *Sea Fox* capsizes, storm, same day as sailing from NYC, NY -- 12  
 59. 1822 -- May 8-July 24,<sup>1637</sup> yellow fever, U.S. Frigate *Macedonian*, Caribbean -- 101  
 60. 1822 -- July-Aug, yellow fever, U.S. Brig *Enterprise*; Caribbean to NYC & at NYC -- 19  
 61. 1822 -- Oct 27, ship *Savannah* grounds and breaks-up near Fire Island, L.I., NY -- 11  
 62. 1823 -- Feb 08, steamboat *Tennessee* snags, Mississippi River, near Natchez, MS -- 60  
 63. 1824 -- May 15 steamer *Aetna* boiler explosion, New York Harbor, NY --10-13  
 64. 1824 -- Oct 28, schooner USS *Wildcat* founders, Gale, Cuba to Thompson's Isl. W.I. -- ~31  
 65. 1825 -- May 05, steamer *Teche*, explos. MS Riv., St. Catherines Creek, ~Natchez MS --15-60  
 66. 1828 -- May 14, *Car of Commerce* boiler explosion, Miss. River, Canadian Reach, AR-- 30  
 67. 1828 -- Dec 03, brig *Packet* grounds and breaks, south side of Nantucket Island, MA -- 10  
 68. 1829-30 -- brig *Kamehameha* lost, left Honolulu HI, Dec 2, for Erromango Island --250~300  
 69. 1829 -- Mar 10, British brig *William and Ann* lost (grounded) on Clatsop Spit, OR --26-29  
 70. 1829 -- June 04, steam frigate *Fulton*, magazine explos., Navy Yard, Brooklyn, NY<sup>1638</sup>-24-40  
 71. 1829 -- Sep 29, brig USS *Hornet* disappears, gale off Tampico, Caribbean -- 145  
 72. 1830 -- Feb 24, steamboat *Helen McGregor* boiler explosion, Miss riv., Memphis, TN--33-60  
 73. 1830 -- Apr 01, *Tri-Color* explosion, Ohio River, Wheeling, WV -- 15  
 74. 1830 -- Apr 18, stmr. *Caledonia* boiler explosion,, MS Riv., ~9m below New Madrid, MO --10-11  
 75. 1830 -- Apr 22, steamer *Chief Justice Marshall* boiler explosion, Hudson River, NY -- 15  
 76. 1830 -- Sep 16 or 17, sidewheel *William Peacock* steam pipe breaks, Lake Erie ~Buffalo NY-15  
 77. 1831 -- Apr 09, gale, schooner *Warrior* grounds/breaks, Sandy Point bar, Block Isl., RI-- ~22  
 78. 1831 -- May 14, steamboat *Coosa* sinks, collision with *Huntress*, ~Caruthersville, MO-- 13  
 79. 1831 -- June 9, *General Jackson* explosion, Hudson River, Grassy Point, NY -- 12  
 80. 1831 -- July-Aug, schooner USS *Sylph* lost after leaving Pensacola, FL -- 13  
 81. 1832 -- Apr 9, steamer *Brandywine* burns, Mississippi River, Brandywine Island, AR-60-155  
 82. 1832 -- June 2, steamer *Hornet* capsizes, storm, Ohio River, Maysville, KY -- 20  
 83. 1832 -- Oct 5, schooner *Eliza Whittlesey* capsizes, squall, Lake Erie off Ashtabula, OH-- 10  
 84. 1832 -- Nov-Dec (especially), cholera, East Coast, Mississippi and Ohio river boats<sup>1639</sup>-->95

<sup>1636</sup> Cross-listed in Hurricanes (subset of 35 total fatalities).

<sup>1637</sup> The dates are from the time of the first reported case until sailing back to the Baltimore Navy Yard on July 24.

<sup>1638</sup> Cross-listed in Explosions.

**MARITIME** Events – **Master Set** -- **CHRONOLOGICAL** (continued):

85. 1833 -- June-July (esp.), cholera, esp. brig *Ajax*, steamers *Chester & Tobacco Plant*<sup>1640</sup>-- ≥190  
 86. 1833 -- late Oct/early Nov, steamship *Caspian* burns, near Mouth of Red River, MS -- 40  
 87. 1833 -- May 19, St. *Lioness* fire/gunpowder explosion, Red River, Montgomery, LA --14-16  
 88. 1833 -- June 7, steamer *Peruvian* boiler explosion, Miss. River, ~New Orleans LA<sup>1641</sup>--50-60  
 89. 1833 -- Oct 16, steamer *New England* boiler Explosion, CT River, Essex, CT --13-20  
 90. 1833 -- Oct 31, steamer *St. Martin* burns, Mississippi River, Donaldsonville, LA --30-40  
 91. 1833 -- Nov, steamship *Caspian* burns, near Mouth of Red River, LA --25-40  
 92. 1833 -- Nov 08, steamer *Illinois* boiler explosion, Mississippi River, near Cairo, IL -- 13
93. 1834 -- cholera, steamboats *Champion* (8), *Chicago* (2), and *Kentuckian* (18) -- 29  
 94. 1834 -- Apr 12, steamer *St. Louis* boiler explosion, Des Moines Rapids, IA -- 14  
 95. 1834 -- Oct 24, stmr. *Missouri Belle* sinks, collision (*Boonslick*), ~Kenner & N.O., LA-- 30
96. 1835 -- May 15, steamboat *Majestic* boiler collapse and explosion, Memphis TN --38-40  
 97. 1835 -- Oct 01, steamer *Carrollton* explosion, Baton Rouge, LA -- 8-15  
 98. 1835 -- Dec 02, *Lady Franklin* sinks, hit by *Portsmouth*, OH Ri., 2m ~Owensboro KY--15-18  
 99. 1835 -- packet *Sarah* wrecks on island off Jonesport, ME -- 16
100. 1836 -- Mar 13, steamboat *Ben Franklin* boiler explosion near wharf, Mobile, AL --13-30  
 101. 1836 -- June 09, steamboat *Rob Roy* boiler explosion, Miss. River, near Columbia, AR-- 17  
 102. 1836 -- Aug 09, steamer *Motto* boiler explosion, Blennerhasset's Island, OH Riv., WV-- 12  
 103. 1836 -- Oct 25, steamer *Royal Tar* burns/sinks off Fox Island, Penobscot Bay, ME -- 32  
 104. 1836 -- ~Oct, steamer *Nicholas Biddle* boiler explosion, below Memphis, TN --13-15  
 105. 1836 -- Nov 21/22, storm, US ship *Bristol* wrecks, Far Rockaway Beach, Long Isl., NY --64-89  
 106. 1836 -- Dec 19, schooner *Dolphin* boiler explosion, off St. Johns Bar, FL -- 15
107. 1837 -- Jan 02, barque *Mexico* grounds, Hempstead Beach, So. shore Long Island, NY--116  
 108. 1837 -- Mar 17, steamboat *Tiskilwa* hit by the *Wisconsin*, near mouth Ill. River, IL --10-20  
 109. 1837 -- May 8, steamer *Ben Sherrod* fire/explosions, MS River, Fort Adams, MS --120-175  
 110. 1837 -- June 19, steamboat *Crusader* boiler explosion, Rabbit Island, LA -- ~10  
 111. 1837 -- July 28, sidewheel steamboat *Chariton* boiler explosion, St. Louis, MO -- 12  
 112. 1837 -- Apr, Georges Bank gale, three fishing boats lost, out of Gloucester, MA -- 24  
 113. 1837 -- Aug 6, hurricane, St. Augustine-Charleston schnr. *S.S. Mills* sinks off Jekyll Island, GA-14  
 114. 1837 -- Aug 15, steamer *Dubuque* boiler explosion, Miss. River, Muscatine Bar, IA --16-27

<sup>1639</sup> Do not know actual number. Speculate many more than those represented herein concerning 8 steamboats and one brig: Brig *Amelia*, NY to SC (20); from MS and OH Rivers, Steamers *Chief Justice Marshall* (36), *Constitution* (7), *Experiment* (1); *Express* (1); *Gallipolis* (4); *Freedom* (13); two unnamed steamboats (1 each).

<sup>1640</sup> Brig *Ajax* had about 50 fatalities after leaving New Orleans, most after Key West arrival. Steamer *Chester* had about 100 deaths among troops and Swiss immigrants after leaving New Orleans for St. Louis. Steamer *Tobacco Plant* lost 17 people after leaving New Orleans for Louisville in April. Steamer *Reindeer* lost six on Arkansas Riv. in July. We postulate that many more died of cholera on river steamboats than we note.

<sup>1641</sup> One report states that there was a boiler explosion above New Orleans, another that it happened in Natchez MS, one which does not indicate location other than MS River between New Orleans and Louisville, and one which states that the explosion did not occur.

115. 1837 -- Oct 09, sidewheeler *Home* grounds, Racer's hurricane, Ocracoke Island, NC-90-100  
 116. 1837 -- Oct 31, *Monmouth & Tremont* collide, MS River, Prophet Island Bend, LA-234-400  
 117. 1837 -- Dec 27, *Black Hawk* boiler explosion/fire, MS River, Black Hawk Pt., LA --30-50

**MARITIME** Events – **Master Set** -- **CHRONOLOGICAL** (continued):

118. 1838 -- barque *Edward Quesnel* wrecks on Nepeague Beach, Long Island, NY --10-12  
 119. 1838 -- Apr 21, steamer *Oronoko* flue collapse/explos., MS River, Princeton MS --100-130  
 120. 1838 -- Apr 25, steamboat *Moselle* boiler explosion & fire, near Cincinnati, OH --81-200  
 121. 1838 -- Jun 14, sidewheel *Pulaski* boiler explodes/sinks SE of New River Inlet, NC--95-141  
 122. 1838 -- June 16, stmr. *George Washington* (2d) burns, Lake Erie, ~Silver Creek, NY- 30-50  
 123. 1838 -- Sep 07, sloops *Alabama, Dread, Caution* wreck, storm, near Cape Flor., FL<sup>1642</sup> >20  
 124. 1838 -- Nov 19, Drownings, Lock and Dam No. 3, Green River, Rochester, KY -- 15  
 125. 1838 -- Nov 25, stmr. *General Brown* boiler explosion, Miss. River, Helena, AR --30-60  
 126. 1838 -- Dec 3, stmr. *Augusta* boiler explosion, Miss. River ~11m north of Natchez, MS--10
127. 1839 -- May 06, *George Collier* steam escape, Miss. River at Red River mouth, LA --26-30  
 128. 1839 -- May 08, last seen, schooner USS *Sea Gull*, Tierra del Fuego to Valparaiso -- 15  
 129. 1839 -- Late summer or fall, steamboat *Corsair*, yellow fever, Mississippi River -- 15  
 130. 1839 -- Aug 13, storm, Austrian brig *Terasto* (Perasto?) grounds, Long Beach Island NJ--13-14  
 131. 1839 -- Nov 18, *The Wilmington* boiler explosion, Miss. River, near Arkansas. River-- 10  
 132. 1839 -- Nov 25, brig *Neptune* grounds, Lake Michigan gale, Little Sable Point, MI -- 17  
 133. 1839 -- Dec 15, winter gale, maritime losses, MA coast/harbors, esp. Gloucester, MA --67-90  
 134. 1839 -- Dec 22-23, gale, maritime losses (*Henry*/3-5, *Lloyd*/9, *Pocahontas*/13), esp. MA- 24-27
135. 1840 -- Jan 13, steamer *Lexington* fire, sinks, Long Island Sound, NY --146-156  
 136. 1840 -- Mar 25, brig *Escambia* founders betw. Frying Pan Shoals/Cape Lookout, NC-12-15  
 137. 1840 -- Apr 25, *Bedford* snags near mouth MO Riv. ~Mobile Isl./Cora Isl. Chute, MO-- 15  
 138. 1840 -- May 07, tornado, steamboat *Hinds* sunk, Natchez, MS<sup>1643</sup> -- 51  
 139. 1840 -- May 10, schooner *Keola* sinks after ballast shifts, off Kahoolawe, Hawaii --26-36  
 140. 1840 -- Nov 07, steamboat *Persian* boiler flue collapse, MS Riv., near Napoleon, AR-- ≥25  
 141. 1840 -- Dec 12, steamboat *Cherokee* explosion,, Arkansas. River, Lewisburg, AR -- 17
142. 1841 -- steamer *Carolina* snags, Mississippi River, Osceola, AR -- 34  
 143. 1841 -- Feb 13, sidewheel *Lamplighter* shaft breaks, sinks in storm, off Dog Island, FL-- 19  
 144. 1841 -- Feb 22, fire, steamer *Creole*, Miss. River, Torras, near Red River mouth, LA-12-36  
 145. 1841 -- Mar 11, steamer *President* sails from New York, not heard from again -- 136  
 146. 1841 -- Aug 9, steamer *Erie* explosion/fire, sinks, Lake Erie off Silver Creek NY--100-200  
 147. 1841 -- Aug 12, steamer *Louisiana* boiler explosion, Miss. River, ~Bayou Sara, LA --20-23  
 148. 1841 -- Aug 29, steamboat *Keokuk* snags, Miss. River, St. Genevieve Island, MO --11-13  
 149. 1841 -- Sep-Oct. yellow fever, crew of the USS *Levant*, at Pensacola, FL -- 11  
 150. 1841 -- Oct 03-04, New England gale, especially maritime fishing losses, esp. MA -- ~179  
 151. 1841 -- Oct 23? schooner *Post Boy* lost/powder explos./gale?, Lake MI, 15m off Kalamazoo, MI--10  
 152. 1841 -- Oct 25, pilot boat, then *William Gaston* yawl, capsizes, Indian River Bar, FL -- 14

<sup>1642</sup> Subset of Sep 7, 1838 Hurricane near Cape Florida, FL taking 38 lives in total.

<sup>1643</sup> Cross-listed in Tornado. 586 people estimated to have been killed due to this tornado.



**MARITIME** events – **Master Set** --Deadliest American --**CHRONOLOGICAL** (continued):

153. 1842 -- Feb 19, steam towboat *Mohican* boiler explos., MS River, New Orleans, LA-10-14  
154. 1842 -- Feb 25, steamboat *North Star* boiler explosion and fire, Tuscaloosa, AL --15-16  
155. 1842 -- Apr 04, launch from U.S. steam frigate *Missouri* sinks, Potomac River -- 16  
156. 1842 -- Apr 14, steamer *Medora* boiler explosion, Baltimore Harbor, MD -- 28  
157. 1842 -- May 06, sailboat *Polka* tips/sinks, off Thompson's Island, Mass Bay, MA -- 25  
158. 1842 -- July 03, steamboat *Edna* boiler explosion, near mouth of MO River, MO -- 55  
159. 1842 -- Oct 08, *S.B. Eliza* snags/sinks, MS Ri. ~5m above mouth OH Ri, IL shore --30-40  
160. 1842 -- Nov 15-18, Great Lakes storm, maritime losses, especially Lake Erie -- >65  
-- 8 *Brandywine* (schooner), aground, 15 Nov 1842.  
-- 6 *Caroline* (schooner), sunk?, 18 Nov 1842.  
-- 6 *Detroit* (schooner), aground, 11-15-1842." Lake Erie off Ontario Province, Can.  
-- 1 *Edwin Jenny* (schooner), aground, 15 Nov 1842." Lake Erie, Canadian shore.  
-- 8 *Emily* (schooner), lost, 18 Nov 1842." Capsized off Long Point, Can., Lake Erie.  
-- 9 *Jefferson* (schooner), aground, 11-18-1842." Grounded, Buffalo, NY, Lake Erie.  
-- 2 *Jena* (schooner). Out of Detroit, lost two men off Grand River, Lake Michigan.  
-- 6 *Liguire* (schooner), aground, 11-15-1842." Point Abino, Canada side, Lake Erie.  
-- 2 *Merchant* (schooner), rudder damaged, 11-15-1842. Fairport Hbr., NY, Lake Erie.  
--10 *Milwaukie* (ship), aground, 18 Nov 1842. Near Kalamazoo Riv., mouth, Lake MI.  
-- 7 *N. Hubbard* (schooner), aground, 15 Nov 1842." Off Conneaut OH, Lake Erie.  
1487. 1842 -- Nov 30, coastal storm and maritime losses, ME (20-21), MA/3, NH (5-6) --28-30  
--15-16 bark *Isadore* grounds on rocks, Cape Neddock, ME  
-- 6 schooner *Napoleon*, at sea after departing Calais ME for NYC  
-- 1 schooner *Jane Fish*, MA waters  
-- 5-6 schooner *James Cook* grounds on Rye Beach, NH  
  
161. 1843 -- Mar ~15, USS *Grampus* lost, presumably gale off Charleston, SC -- 25  
162. 1843 -- Mar 17, steamboat *Cutter* flue collapse, Pittsburgh, PA -- 15  
163. 1843 -- Aug, Gloucester MA fishing schooner *The Byron* lost, "South Channel" -- 10  
164. 1843 -- Sep 19, steamboat *Clipper No. 1* boiler explosion, MS Riv., Bayou Sara, LA--30-40  
165. 1843 -- Sep 25, gale, steamer *Sarah Barnes* sinks in Gulf, west of Sabine Pass, TX --17-18  
  
166. 1844 -- Jan 03, steamboat *Shepherdess* snags/sinks, 3 miles No of St. Louis, MO --57-100  
167. 1844 -- Mar 01, steamers *Buckeye & De Soto* collide, MS River, ~Atchafalaya, LA --50-80  
168. 1844 -- June 19, steamer *Palestine* fire / drownings, above Cairo, IL, OH Riv., KY side--12  
169. 1844 -- Oct 23, steamer *Lucy Walker* boiler explosion, Ohio River ~New Albany, IN--56-80  
170. 1844 -- Dec 14, collision, *Belle of Clarksville/Louisiana*, MS River, ~Memphis, TN-31-36  
  
171. 1845 -- Feb 8, stmr. *Siren* boiler explodes, Apalachicola Riv., below Chattahoochee, FL-10  
172. 1845 -- Apr 07, steamer *Swallow* grounds, Hudson River, near Athens, NY --15-40  
173. 1845 -- July 01, steamboat *Marquette* boiler explosion, New Orleans, LA --17-30  
174. 1845 -- July 23, steamboat *Big Hatchie* boiler explosion, Missouri Riv., Hermann MO-->35  
175. 1845 -- Aug 12, steamers *London & Kent* (sinks), collision, L. Erie, Pt Pelee, Ont. -- 10  
176. 1845 -- Oct 27, *Plymouth* sinks in collision (*Lady Madison*), OH Riv., Shawneetown IL--25

177. 1845 -- Dec 11, steamer *Caspian* snags/sinks, Mississippi River, Island No. 25, AR -- 40  
 178. 1845 -- Dec 18/19, steamer *Belle Zane* snags/capsizes, MS Riv., Island No. 75, AR --40-76

**MARITIME** Events – **Master Set**--Deadliest American--**CHRONOLOGICAL** (continued):

179. 1846 -- Feb 13/14, steamers *Congress & Saladin* collide, Miss. Riv. KY Bend, KY --15-30  
 180. 1846 -- Feb 14/15, winter snow storm, *John Minturn* and other boats wreck, NJ --50-60  
 181. 1846 -- May 27-28, steamer *Queen City* steam pipe bursts, MS River, Natchez, MS --12-17  
 182. 1846 -- June 27, brig *Sutley*, Pictou N.S. to fall River wrecks, Vineyard Sound, MA -- 30  
 183. 1846 -- Sep 05, steamer *New York* founders in storm, about 60 miles off Cameron, LA-- 20  
 184. 1846 -- Sep 19, fishing schooners (11) lost, gale, out of Marblehead, MA -- 65  
 185. 1846 -- Oct 12, steamer *Colonel Harney* strands, breaks up, mouth of Rio Grande TX-- 15  
 186. 1846 -- Nov, Gloucester MA schooners *General Scott, Canton* lost, Georges Bank -- 15  
 187. 1846 -- Nov 19, sidewheel *Indian Queen* grounds/breaks, Lake Erie storm, ~Dunkirk NY-20  
 188. 1846 -- Nov 19, schooner *Lexington* sinks, Lake Erie storm, off Point Mouillee, MI -- 13  
 189. 1846 -- Nov 21, steamers collide, *Maria* sinks, Miss. River, 7M below Natchez MS --30-50  
 190. 1846 -- Nov 27, *Atlantic* steam explosion, grounds, reef, gale, ~Fisher's Island, NY -- 42  
 191. 1846 -- Dec 08, U.S. Naval brig *Somers* capsizes, storm, off Vera Cruz, Mexico --30-32
192. 1847 -- Jan 21, stmr. *Phoenix* boiler explos.; *Phoenix/Manchester* deaths; Head of Passes, LA--18  
 193. 1847 -- Jan 28, steamer *Tuscaloosa* boiler explosion/fire, Mobile riv., 10M no. of Mobile AL--~25  
 194. 1847 -- May 06, steamboat *New Hampshire* boiler explos., Ark Riv., Pine Bluff, AR--12-18  
 195. 1847 -- June 04 or 05, Steamer *Edna* boiler explosion, Ouachita Riv. Columbia, LA --20-25  
 196. 1847 -- June 09, ships collide, steamer *Chesapeake* sinks, Lake Erie, ~Conneaut, OH--8-10  
 197. 1847 -- June 13~, schooner *Merchant* lost, Lake Superior storm, ~Keweenaw Peninsula MI--14-18  
 198. 1847 -- June 29, *Star Spangled Banner* snags/sinks, MS Riv. Thomas's Pt., ~Baton Rouge, LA--20  
 199. 1847 -- Nov 19, steamers collide, *Talisman* sinks, Miss. River, Cape Girardeau, MO-- ≥51  
 200. 1847 -- Nov 21, fire, steamboat *Phoenix* sinks, Lake Mich., off Sheboygan, WI --160-258  
 201. 1847 -- Dec 18, Belfast brig *Falconer* grounds off Patch's Beach/Ipswich Beach, MA-- 17  
 202. 1847 -- Dec 20, steamer *Westwood* hits bank in fog, boilers explode, below New Orleans LA--12-15  
 203. 1847 -- Dec 29 steamer *A. N. Johnston* boiler explosion, Ohio Riv., ~Maysville, KY--60-80
204. 1848 -- Jan 09, *Blue Ridge* boiler explosion, OH Ri., Raccoon Island, ~Gallipolis OH --15-30  
 205. 1848 -- Jan 18, steamboat *Yalobusha* burns, Mississippi River, Donaldsonville, LA -- 35  
 206. 1848 -- Apr 18 schooner *Tribune* sinks, Lake Michigan gale, off Cathed Point, MI -- 10  
 207. 1848 -- May 27, steamer *H. Kenney* boiler explosion, Tombigbee River, AL -- 8-50  
 208. 1848 -- May 27, stmr. *Clarksville* burns, MS Riv., ~Isl. 75/Ozark Isl. ~Napoleon, AR-21-41  
 209. 1848 -- Aug 12, steamer *Edward Bates* boiler explosion, Miss. River ~Hamburg, IL -- 53  
 210. 1848 -- Sep 16, freighter *Goliah* fire/explosion, Lake Huron, east of Point aux Barques, MI--18  
 211. 1848 -- Sep 17, steamer *Concordia*, flue/boiler explosion, MS Riv., Plaquemine, LA--28-29  
 212. 1848 -- Oct 06, steamer *Piney Woods* burns, near Springfield, LA --15-16  
 213. 1848 -- Nov 21, steamer *Wyandotte* snags and sinks, MS River, above Vicksburg MS-- 30  
 214. 1848 -- Dec 22, cholera, steamboat *Peytona* arrives at Louisville from New Orleans<sup>1644</sup> - 50

<sup>1644</sup> McClellan in *History of the Travels of Asiatic cholera...In North America* (1875, p. 611), writes that in addition to these fifty deaths a number of passengers subsequently succumbed to cholera at the Marine Hosp. there.

**MARITIME** Events – **Master Set**--Deadliest American-- **CHRONOLOGICAL** (continued):

215. 1849 -- Jan 14, steamer *Richland* boiler explosion, Pee Dee Riv. Britton's Ferry, SC-- 15  
216. 1849 -- Mar 01, ship *Franklin* grounds, Newcomb Hollow, Wellfleet, Cape Cod, MA-- 11  
217. 1849 -- Mar 03, steamer *Woodsmen*, Mississippi River, Bayou Sara, LA -- 3-16  
218. 1849 -- by Mar 24, cholera, steamboat *Yorktown*, MS Riv. before reaching Cairo, IL-- 10  
219. 1849 -- Mar 31, steamer *Virginia* boiler explodes, sinks, Ohio River, Rush Run, OH--14-16  
220. 1849 -- Apr, gale, Brit. ship *Josephus* grounds, outer bar ~Highland Light, Cape Cod, MA--25  
221. 1849 -- Apr-early May?, cholera, steamer *Weston*, up MO River to Ft. Leavenworth -- 10  
222. 1849 -- Apr 17, *Outward Bound* founders, Lake Michigan storm, Manitou Passage, MI--11  
223. 1849 -- sometime after Apr 21, cholera on steamboat *Mary*, MS Riv. before St. Joseph-- 50  
224. 1849 -- Early May--~May 10, cholera, steamer *Monroe*, St. Louis to Jefferson City<sup>1645</sup> --63-70  
225. 1849 -- May 16 (by), steamboat *Winfield Scott*, New Orleans to Louisville, cholera --28-29  
226. 1849 -- May 18, *Empire* & schooner *Noah Brawn* collision, Newburgh Bay, NY -- 24  
227. 1849 -- early June, cholera, steamboat *Uncle Toby*, MS River, ~Quincy to Rock Isl. -- 27  
228. 1849 -- June 09, steamboat *Embassy* flue collapse, Ohio River, Three Mile Bar, KY --14-25  
229. 1849 -- Oct 6, gale, brig *St. John* grounds, Minot's Ledge ~15M SE Boston Harbor MA--92-143  
230. 1849 -- Oct 06, gale, fishing schooner *Levi Woodbury* lost off Boon Island, ME --all 10  
231. 1849 -- Nov 9, Bath, ME ship *Hanover*, grounds, gale, mouth Kennebec River, ME --24-26  
232. 1849 -- Nov (early to 15<sup>th</sup> arrival at St. Louis), steamboat *Constitution*, cholera<sup>1646</sup> --12-17  
233. 1849 -- Nov 15, steamboat *Louisiana* boilers explode, sinks, New Orleans, LA --86-150
234. 1850 -- Jan, steamboat *Dove*, cholera, Ouachita River, AR and LA --30-40  
235. 1850 -- Jan 23, *St. Joseph* boiler explosion, MS Ri., Islands No 80/81 ~Napoleon AR--8-20  
236. 1850 -- Mar 04, steamer *Orline St. John* burns/sinks, Ala. Riv. ~Bridgeport Landing, AL--39-41  
237. 1850 -- Mar 23, steamer *Troy* boiler explosion, ~Lake Erie, Niagara Riv. ~Buffalo NY--18-22  
238. 1850 -- Apr, Gloucester MA fishing schooners *Walter Scott* and *Specie* lost at sea -- 15  
239. 1850 -- Apr, steamer *St. Louis*, from New Orleans to St. Louis, arriving May 1 --12-13  
240. 1850 -- Apr 22, *Belle of the West*, fire/boiler explos.?, OH River, ~Warsaw, KY<sup>1647</sup> --34-36  
241. 1850 -- Apr 28, steamer *Cora* snags, sinks, Missouri River, below Council Bluffs, IA-- 15  
242. 1850 -- Apr 28, stmr. *Anthony Wayne* boiler explosion, Lake Erie, ~Vermilion, OH --38-69  
243. 1850 -- May 07, steamboat *Columbus* flue collapse, MS Riv., Island 4 ~Columbus KY-- 15  
244. 1850 -- May 23, steamboat *St. Louis* flue collapse, MS Riv., Jefferson Barracks, MO--10-16  
245. 1850 -- June 17, steamer *G.P. Griffith* fire, Lake Erie, off Chagrin River mouth, OH--250-300  
246. 1850 -- July 31, steamer *America* boiler explosion, Lake Erie, near Barcelona, NY -- 11  
247. 1850 -- Sep 12-17, cholera, steamer *Falcon*, Chagres, Panama to Havana, Cuba<sup>1648</sup> --17-18  
1850 -- Sep 20, barque *Emily* from SF, Cal., lost off Cape St. Lucas, Baja, Mex.<sup>1649</sup> -- ~198  
248. 1850 -- Oct 05, *Kate Fleming* boiler explosion/fire, Ohio River, Walker's Bar, KY --11-12

<sup>1645</sup> Counted as well in 1849 cholera listing. We have not yet been able to break out the number of people dying on the *Monroe*, as opposed to those who died from the *Monroe* after landing, and the citizens who were infected with cholera and subsequently died in Jefferson City and in Cole County. Thus, it is conceivable the number dying on the *Monroe* was less than sixty-three. Talked with member of Jefferson City, MO, Historical Society 4-27-2015, who indicated he would seek to research to clarify the fatalities.

<sup>1646</sup> St. Louis paper notes 17 deaths; a later New Orleans paper writes that of that number only 12 were truly cholera.

<sup>1647</sup> There were newspaper stories of 50-120 deaths. We use lower estimates found in government and later writings.

<sup>1648</sup> Were for most part, if not all, on way from California back, via Panama, to East Coast. Sixteen were Americans.

<sup>1649</sup> Later reports deny this event happened. It is not included in our numbers – listed to show it is nor an oversight.

249. 1850 -- Oct 06, *Saint John* emigrant (Irish) ship wrecks, storm, Scituate, MA -- 99  
 250. 1850 -- Oct 28-Nov 8, cholera, barque *Splendid*, Sacramento to San Francisco<sup>1650</sup> -- 17  
 251. 1850 -- Oct 29, steamboat *Sagamore* boiler explosion, Central wharf, San Francisco, CA --30-50  
 252. 1850 -- Nov 07, steamboat *Telegraph* boiler explosion, off New Castle, DE -- 15  
 253. 1850 -- Nov 21, 25 or 26, steamer *Antoinette Douglas* boiler explosion, AL Riv., AL-- 9-30  
 254. 1850 -- Dec 13, steamer-tug *Anglo-Norman* boiler explosion, ~New Orleans, LA --20-100  
 255. 1850 -- Dec 17, steamboat *Knoxville* boiler explosion, New Orleans, LA --12-20  
 256. 1850 -- Dec 17, steamboat *South America* burns, Miss. River, Morgan's Bend, LA --27-30

**MARITIME** Events – **Master Set** -- Deadliest American -- **CHRONOLOGICAL** (cont.)

257. 1851 -- fishing schooner *Burlington* lost -- 13  
 258. 1851 -- fishing schooner *Hamilton* lost -- 11  
 259. 1851 -- Jan 07, brig *Martha Sanger*, California to NY, wrecks on reef, Caribbean -- 27  
 260. 1851 -- Jan 27, steamboat *John Adams* snags/sinks, MS River, above Greenville, MS-- 123  
 261. 1851 -- Feb?, steamboat *Arkansas*, Tallapoosa River, Mobile to Wetumpka, AL -- 52  
 262. 1851 -- Feb 09, *Autocrat* sinks (*Magnolia* collision) MS Riv., Bayou Goula Bend, LA--~30  
 263. 1851 -- Feb 20, sidewheel ferry *St. Louis* boiler explosion, St. Louis, MO -- 20  
 264. 1851 -- Mar 02, steamer *Oregon* boiler explosion/fire, Miss. Riv., Island No. 82, AR --20-21  
 265. 1851 -- Mar 24, boats collide, *Lowell* sinks, OH Riv., Captina Isl., ~Moundsville, WV-- 15  
 266. 1851 -- by Apr 24, cholera, steamboat *Iroquois*, New Orleans to St. Louis, MO -- 12  
 267. 1851 -- Apr 10, fishing schooner *Harvest Home* of Newcastle, NH lost -- 10  
 268. 1851 -- May 02, steamer *Webster* burns, MS riv., Island no. 86, Kentucky Bend KY--30--40  
 269. 1851 -- before June 22, steamer *Grand Turk*, cholera, Mississippi River<sup>1651</sup> -- ~25  
 270. 1851 -- before June 22, steamer *Pride of the West*, cholera, Mississippi River<sup>1652</sup> -- ~25  
 271. 1851 -- June-July?<sup>1653</sup> cholera, steamboat *St. Ange*, upon arrival at Fort Pierre, SD -- 13  
 272. 1851 -- Aug 20, steamboat *Dacotah* explosion, Peoria, IL -- 11  
 273. 1851 -- Sep 21, steamboat *James Jackson* boilers explode, OH Riv., Shawneetown IL-15-23  
 274. 1851 -- Sep 29, steamboat *Brilliant* boiler explos., Miss. River, Bayou Goula, LA --27-100  
 275. 1851 -- Oct 03-04, storm, New England fishing schooners lost, ~Prince Edward. Isl.-- 166  
 276. 1851 -- Oct 24, steamer *Henry Clay* sinks, Lake Erie storm, off Long Point, Ontario --16-19  
 277. 1851 -- Nov 27, *Archer* sinks after collision (*Die Vernon*), MS Riv., Enterprise Isl. ~Grafton, IL- 34-41  
 278. 1851 -- Nov 29, steamers *Molly Grath & Pontiac No. 2* collide, OH Riv. ~Owensboro, KY--20  
 279. 1851 -- Dec 04 or 09, steamboat *Clermont* snags, sinks, White River ~Augusta, AR --20-23
280. 1852 -- cholera, esp. MS/OH Rivers, Steamers *Midas/17* and *Philadelphia/43* (Atlantic)≥70  
 281. 1852 -- Jan 09, steamboat *Magnolia* explodes, St. Simon's Island, GA -- 13  
 282. 1852 -- Jan 14, *George Washington* boiler explosion/fire, MS Riv., Grand Gulf, MS --16-20  
 283. 1852 -- Jan 14, steamer *Martha Washington* burns, MS Ri., Island #65 ~Jackson Pt.-- 5-10  
 284. 1852 -- Jan 25, steamer *De Witt Clinton* snags, sinks, MS Riv. below Memphis, TN --35-40  
 285. 1852 -- Jan 31, steamer *General Warren* grounds/wrecks, Columbia River Bar, OR --40-42

<sup>1650</sup> The last three deaths were on the 8<sup>th</sup> in a San Francisco hospital after transfer from the boat upon landing on 7<sup>th</sup>.

<sup>1651</sup> We note about twenty-five in that newspaper article writes of fifty deaths on Grand Turk and Pride of the West.

<sup>1652</sup> We note about twenty-five in that newspaper article writes of fifty deaths on Grand Turk and Pride of the West.

<sup>1653</sup> A newspaper report is dated July 29. Another source simply notes that the *St. Ange* brought cholera to Fort Pierre, starting an epidemic which spread to traders, trappers, local Native Americans, and then their neighbors.

286. 1852 -- Feb 16, *May Queen* flues collapse,, Ark. River, 45m below Little Rock, AR -- 12  
 287. 1852 -- Mar, Gloucester MA schrs. *Golden Fleece & C.E. Parkhurst* lost, Georges Bk-- 17  
 288. 1852 -- Apr 03, steamboat *Glencoe* boiler explosion and fire, St. Louis, MO --40-62  
 289. 1852 -- Apr 03, steamer *Redstone* boiler explosion, Ohio River 3M~ Carrolton, KY --26-40  
 290. 1852 -- Apr 09, steamboat *Saluda* boiler explosion, Missouri Riv., Lexington, MO --54-100  
 291. 1852 -- Apr 16, steamer *Pocahontas* fire, MS Riv., Isl. No. 78, Choctaw Bend, AR --10-11  
 292. 1852 -- Apr 20, storm/fog, bark *Josepha* hits outer bar off Highland Light, N. Truro, MA--18  
 293. 1852 -- Apr 25, steamboat *Prairie State No. 2*, boiler explosion, Pekin, IL -- 20  
 294. 1852 -- Apr 26, steamers collide, *Chickasaw* sinks,<sup>1654</sup> OH River, French Islands, KY-- 20  
 295. 1852 -- July 05, steamer *St. James* boiler explosion/burns, Lake Pontchartrain, LA --38-40  
 296. 1852 -- July 12, *City of Oswego* sinks, collis. *America*, L. Erie ~Willoughby, OH --15-20  
 297. 1852 -- July 28, steamer *Henry Clay* burns/sinks, Hudson River, Yonkers, NY --70-90  
 298. 1852 -- Aug 20, fog/steamers collide, *Atlantic* sinks, Lake Erie off Long Pt. Ont. -150~300  
 299. 1852 -- Aug 22, stmr. *Doctor Franklin No. 2*, flue collapse, Ste. Genevieve, MO -- 32  
 300. 1852 -- Aug 22, overcrowded ferryboat capsizes, Hudson River, Albany, NY --10-20  
 301. 1852 -- Sep 04, steamboat *Reindeer* boiler explosion, Hudson River ~ Bristol, NY --28-37  
 302. 1852 -- Nov 11-12, Cleveland steamer *Oneida* sinks, Lake Erie storm, E off Barcelona, NY-17-19  
 303. 1852 -- Nov 12, *Buckeye Belle* boiler explosion, Muskingum Riv., Beverly canal, OH-- 30  
 304. 1852 -- Dec 14, steamer *Magnet* boiler explosion, OH River, Grandview Island, WV-- 10  
 305. 1852 -- Dec 14, steamers collide, *Western World* rolls over, MS Riv., Princeton Lndg., MS--12

**MARITIME** Events – **Master Set** -- Deadliest American -- **CHRONOLOGICAL** (cont.)

306. 1853 -- Jan 09, bark *Vandalia* found bottom-up off McKenzies Head ~North Head WA--9-12  
 307. 1853 -- Feb 16, steamer *Independence* hits rock/sinks, Margarita Isl., Lower CA --120-172  
 308. 1853 -- Feb 16/26, brig *Vintage* sails, Salem, MA for West Coast of Africa, lost -- 10  
 309. 1853 -- Mar 23, steamer *Farmer* boiler explosion, was racing, Galveston Bay, TX --32-36  
 310. 1853 -- Apr 11, steamship *Jenny Lind* boiler explosion, San Fran. Bay ~Redwood City, CA-33-34  
 311. 1853 -- May 15, US (Baltimore built) *Monumental City* grounds, Tullaberga Is. Aus.-32-37  
 312. 1853 -- June 20, steamboat *New World* boiler explosion, New York, NY -- 11  
 313. 1853 -- Dec 22, steamer *Marlboro/Marlborough* boiler explosion, Charleston SC --14-15  
 314. 1853 -- Dec 24-Jan 2, gale, troopship *San Francisco* deck swept away off Carolinas--209-300  
  
 315. 1854 -- Jan 09, *General Bem* snags/lost, Arkansas River, Walnut Bend, AR -- 10  
 316. 1854 -- Jan 28, steamboat *Georgia* fire (boiler explosion?), Lake Pontchartrain, LA --25-60  
 317. 1854 -- Feb, Gloucester, MA fishing schooner *Flight*, lost, Georges Bank -- 12  
 318. 1854 -- Feb 16, steamboat *Kate Kearney* boiler explosion, St. Louis, MO -->9-15  
 319. 1854 -- Mar 05, steamboat *Caroline* burns White Riv. ~20M from MS Riv. mouth, AR--45-60  
 320. 1854 -- Mar 08, schooner *Robert Walsh* lost off Cape Hatteras, NC -- 10  
 321. 1854 -- Mar 09, steamer *John L. Avery* snags/sinks, Miss. Riv., Black Hawk Pt., LA --30-90  
 322. 1854 -- Mar 13, steamer *Reindeer*, boiler flue collapse, Ohio River, Cannelton, IN --40-46  
 323. 1854 -- Mar 27, steamer *Monroe* hits log/sinks, MS Riv., just north of Natchez, MS --17-30  
 324. 1854 -- Apr 08, steamer *Gazelle* boiler explosion, Oregon City, OR -- 25  
 325. 1854 -- Apr 15, steamer *Secretary* boiler explosion ~Petaluma Riv., San Pablo Bay, CA--18-30  
 326. 1854 -- Apr 16, storm, packet ship *Powhatan* grounds/breaks up off Long Beach Isl. NJ -250-311

<sup>1654</sup> Collision was with the *W. B. Clifton*.

327. 1854 -- May 12, steamer *Pike* snags & sinks, Big Eddy, Wilkinson's Landing, MO --10-11  
 328. 1854 -- Aug 02, steamboat *Cape May* snags/careens/sinks, Ohio Riv., Mt. Vernon IN--7-18  
 329. 1854 -- Aug 26, steamboat *Timour* boilers explode, MO Riv. 3m~Jefferson City, MO --15-20  
 330. 1854 -- Sep 12, steamer *Malon* sinks, Ohio River, near Paducah, KY -- 36  
 331. 1854 -- Sep 17/18, steamer *Kate Ward* lost, hurricane, Matagorda Bay, TX<sup>1655</sup> -- 12  
 332. 1854 -- Sep 27, US mail steamer *Arctic* hit by *Vesta*, fog, Cape Race, Newfoundland--315-350  
 333. 1854 -- Sep 30, SS *Yankee Blade* capsizes on reef in fog, near Pt. Arguello, CA<sup>1656</sup> --15-30  
 334. 1854 -- Oct 06, steamer *Princess* burns, Mississippi River, Fort Adams, MS -- 14  
 335. 1854 -- Oct 08, sidewheeler *E.K. Collins* burns, Lake Erie, near mouth of Detroit Riv., MI-- 23  
 336. 1854 -- Nov 13, steamer *Bucephalus* sinks, Lake Huron storm, near Bird's Creek, MI-- 10  
 337. 1854 -- Nov 13, storm, US immigrant ship *New Era* grounds on bar, Deal Beach, NJ--240-300  
 338. 1854 -- Dec 08, stmr. *Westmoreland* sinks/ice-laden, Lake MI storm, Manitou Passage, MI--17

**MARITIME** Events – **Master Set** --Deadliest American -- **CHRONOLOGICAL** (cont.)

339. 1855 -- Jan 27, steamboat *Pearl* boiler explosion, Sacramento River, Sacramento, CA --67-80  
 340. 1855 -- Mar, Gloucester MA schooners *Reporter* & *Abner L. Colby* lost Georges Bank-- 16  
 341. 1855 -- Mar 23, steamboat *Bulletin No. 2* burns, Miss. River, Alsatia-Salem Bend, LA-- 23  
 342. 1855 -- Apr 20, propeller *Oregon* boiler explodes/sinks, Detroit River ~Belle Isle, MI-- 12  
 343. 1855 -- June 30, steamer *Lexington* boiler explosion/fire, Ohio Riv., ~Stephensport KY--30  
 344. 1855 -- Aug 08, bark *L. M. Hubby* capsizes, Lake Michigan off Point Betsie, MI -- 10  
 345. 1855 -- Oct 27, propeller *Charter Oak* founders, Lake Erie gale, off Girard, PA --10-11  
 346. 1855 -- Nov 03, *Delaware* grounds, Lake Mich. storm, ~8 miles from Sheboygan WI --10-11  
  
 347. 1856 -- Jan 23, Amer. steamer *Pacific* leaves Liverpool, sinks, Irish Sea ~Wales<sup>1657</sup> -- 186  
 348. 1856 -- Feb 5, steamboat *Belle* boiler explosion, Sacramento Riv. 9M above Sacramento, CA~30  
 349. 1856 -- Mar 15, fire, steam ferry *New Jersey*, Delaware Riv., Philly to Camden, NJ --30-61  
 1856 -- Apr 16~ steamers collide, *Northerner* sinks, Lake Huron, off Port Huron, MI<sup>1658</sup>--1 or 12  
 350. 1856 -- July 17, MI steamer *Northern Indiana* burns, Lake Erie, near Pt. Pelee, Ont. --40-58  
 351. 1856 -- Aug 10-11~, schooner *Ellen* founders in hurricane, found on Last Island, LA-- ~20  
 352. 1856 -- Aug 10-11~, schooner *Exceed* lost, Last Island hurricane, off coast of LA -- ≥12  
 353. 1856 -- Aug 10~, hurricane, ship *Manila* (or *Manilla*) grounds Timbalier Isl. LA --10-13  
 354. 1856 -- Aug 10-11, steamer *Nautilus* Founders, Hurricane off LA Coast<sup>1659</sup> --70-85  
 355. 1856 -- Sep 24, sidewheel *Niagara* burns/sinks, Lake Mich., off Port Washington, WI--40-60  
 356. 1856 -- Oct 24, stmr. *Toledo* sinks, Lake Michigan storm, off Port Washington, WI --40-61  
 357. 1856 -- Oct 29, sidewheel *Superior* grounds, Lake Superior gale, Pictured Rocks MI--34-42  
 358. 1856 -- Nov 02, schooner *Le Lyonnais* collision, Nantucket Island, MA --120-260  
 359. 1856 -- Nov 04, stmr. *J.W. Brooks* sinks, Lake Ont. gale, ~False Duck Island, Ontario --20-50  
 360. 1856 -- Nov 26, schooner *Cherokee* founders, Lake Mich. gale, near Manistee, MI -- 14

<sup>1655</sup> Cross-listed under Hurricane.

<sup>1656</sup> Cross listed in Fog as a Contributing Factor.

<sup>1657</sup> While not on or near U.S. soil, the *Pacific* was a U.S. vessel, built in U.S., and manned with a primarily U.S. crew. Was considered a U.S. disaster at the time.

<sup>1658</sup> We show this only because there were accounts of 12 deaths. Papers at the time note only one death – engineer.

<sup>1659</sup> Cross-listed in Hurricane. Francaviglia (*From Sail to Steam...Texas Maritime History*, 1998, 175) dates the loss at Aug 8 off the coast of Texas.

361. 1857 -- Jan 18, blizzard, bark *Tedesco* hits Long Rock ~Galloupes Pt., Swampscott, MA--12  
 362. 1857 -- Feb 21, steamer *Humboldt* sunk by *Belfast*, MS Riv., chute of Island No. 75, MS-- 15  
 363. 1857 -- Mar 13, schooner *Kamamalu* sails from Honolulu for Hilo, Lost -- ~70-72  
 364. 1857 -- Mar 27, Lake Michigan storm and maritime losses, Chicago, IL -- 15  
 365. 1857 -- Mar 30, steamer *Forest Rose* boiler explos., Miss. Riv., near Napoleon, AR --11-14  
 366. 1857 -- May 31, steamboat *Louisiana* Burns, Galveston Bay, TX --35-66  
 367. 1857 -- Aug 15, steamers collide, *J.N. Harris* sinks, L.I. Sound, ~Falkland Isl., CT --13-15  
 368. 1857 -- Sep 12, hurricane, steamer *Central America* sinks, Blake Plateau off Charleston SC--400-427  
 369. 1857 -- Oct 15, steamer *Tropic* snagged, Missouri River, near Waverly, MO --10-15  
 370. 1857 -- Oct 19, paddlewheel *Reindeer* (Can.) grounds, Lake MI gale, Big Sable Pt., MI--21  
 371. 1857 -- Nov 15, steamboats collide, *Opelousas* sinks, Gulf of MX, LA coast ~Berwick Bay LA-18  
 372. 1857 -- Nov 18, steamboat *Cataract* mud drum explosion, Missouri Riv., Lisbon, MO --12-15  
 373. 1857 -- Nov 18, storm, ~twenty coal boats sink, OH and MS Rivers near Cairo, IL -- ~100  
 374. 1857 -- Nov 19? schr. *Radiant/Radiant* sinks, Lake Erie, gale?, bound for Oswego NY-- 10  
 375. 1857 -- Nov 21, steamer *Rainbow* burns/sinks, MS Riv., Victoria Bend, Napoleon AR-62-75

**MARITIME** Events--**Master Set**--Deadliest American -- **CHRONOLOGICAL** (continued):

376. 1858 -- Jan 28, *Fanny Fern* boiler explosion/fire, OH Riv., near Garrison Creek, KY- 17-20  
 377. 1858 -- Feb 04, *Colonel Crossman* boiler explosion, fire, Miss. Riv. ~New Madrid MO-- 14  
 378. 1858 -- Feb 17, steamer *Magnolia* boiler explodes, Cape Fear Riv., White Hall, NC --11-20  
 379. 1858 -- Feb 20, ship *John Milton* grounds in snowstorm, Montauk, SE Long Island NY--26  
 380. 1858 -- Mar 01, steamer *Eliza Battle* fire,<sup>1660</sup> Tombigbee R. Kemps Landing ~Demopolis AL--29  
 381. 1858 -- Apr 02, steamer *Sultan* fire, Mississippi River, near St. Genevieve, MO -- 23  
 382. 1858 -- Apr 22, steamer *Ocean Spray* fire (racing), Miss. River, near St. Louis, MO -- 23  
 383. 1858 -- spring, USS *Susquehanna*, yellow fever outbreak, off San Juan, PR -- 46  
 384. 1858 -- Jun 13, *Pennsylvania* boiler explos./fire, MS Riv., Ship Isl., Hardin Pt. AR--60-160  
 385. 1858 -- Oct, fishing schooner *Village Belle* Lost, out of Gloucester, MA -- 16  
 386. 1858 -- Dec, Gloucester MA schooner *John Franklin* lost after leaving Prince Ed. Il.-- 14
387. 1859 -- Feb 27, steamer *Princess* boiler explosion/fire, MS River, ~Baton Rouge, LA-- 70  
 388. 1859 -- Mar 28, steamers *Nathaniel Holmes* & *David Gibson* collide, OH Riv., Petersburg, KY-35-50  
 389. 1859 -- Apr ~1, storm, Gloucester schrs. *Grace T. Powers* & *Charles E. Grover* lost-- 17  
 390. 1859 -- Apr 24 steamer *St. Nicholas* boiler explosion/fire, MS Riv., 9m above Helena AR--60  
 391. 1859 -- Oct 18, propeller *Troy* founders, Lake Huron storm, ~Point aux Barques, MI-- 23  
 392. 1859 -- Dec 16, ship *Silas Holmes* founders after grounding, Florida Keys vic., FL --32-33
393. 1860 -- Jan 5, steamer *Northerner* hits rock off Centerville Beach, S of Humboldt Bay CA--33-38  
 394. 1860 -- Feb, Gloucester Ma Sch. *George Washington*, *Advance*, *W.S. Wonson*, *Relief* lost-- 35  
 395. 1860 -- Mar 06, steamer *Alfred Thomas* Boiler Explosion, Del. River, Easton, PA --10-12  
 396. 1860 -- Apr 26, steamer *Alfred T. Lacy* fire, Isl. 16, Linwood Bend, MS Riv., ~Booth Pt. TN--16  
 397. 1860 -- May 09, steamer *R.F. Sass* snags/sinks, Miss. River, Clark's Bar, ~Glover, MS-- 17  
 398. 1860 -- June 25, steamer *Ben. W. Lewis* boiler explosion/fire, Miss. River, Cairo, IL --23-50  
 399. 1860 -- Sep 07-08, schooner *St. Mary* founders in Lake Michigan storm --all 11  
 400. 1860 -- Sep 08, steamer *Lady Elgin* collides with sch., sinks, Lake MI off Winnetka, IL-287~300

<sup>1660</sup> All of the deaths were attributed to exposure to the freezing elements in the river and onshore by U.S. SIS.

401. 1860 -- Sep 17-18, storm, *R. H. Dixie* wrecked, Bay of Mobile, off AL -- 16  
 402. 1860 -- Sep 18, U.S. Navy Sloop-of-War *Levant* sails SE from Hilo, HI, Lost --150-210  
 403. 1860 -- Sep 22, *Neptune's Bride*, Gloucester, MA schooner wrecks, Maine -- 12  
 404. 1860 -- Oct 31, steamer *H.R.W. Hill* boiler explosion, Miss. River, Baton Rouge, LA-- 39  
 405. 1860 -- Nov 03, steam towboat *Baltic* boiler explosion, Mobile Bay ~Mobile, AL -- ≤20  
 406. 1860 -- Nov 08, steamer *Globe* boiler explosion, at dock, Chicago River, Chicago, IL-- 15  
 407. 1860 -- Nov 10, gale, American ship *John Marshall* lost, Strait of Juan de Fuca ~Cape Flattery WA~10-12  
 408. 1860 -- Nov 24, freighter *Dacotah*, grounds/breaks, Lake Erie storm, near Angola, NY-- 24  
 409. 1860 -- Nov 24, steamer *Jersey City* grounds, Lake Erie storm, Long Pt., Ontario, Can.-- 17

**MARITIME** Events – **Master Set** -- Deadliest American -- **CHRONOLOGICAL** (cont.)

410. 1861 -- Feb, Gloucester MA schrs. *Sweepstakes, Young, Stanwood, White Swallow* lost--34  
 411. 1861 -- Feb 28, steamer *Corrine* explosion, McDonoghville, across from NOLA, LA-- 15  
 412. 1861 -- Aug 25, steamboat *J. A. McClelland* boiler explosion ~Knight's Landing, Sacramento Riv., CA--15  
 413. 1861 -- Nov 3, hurricane, ship *Maritana* grounds on Shag Rocks off Boston Harbor --26-27  
 414. 1861 -- Nov 9-10~, NY steamer *Keystone State* sinks, Lake Huron gale, off Port Austin, MI--33  
  
 415. 1862 -- Jan 01, storm, Gloucester schooners *Cynisca, Life Boat, Ocean Traveller* lost-- 29  
 416. 1862 -- Feb 23, Confederate steamer *Cambridge* Snags, Grand Glaise, AR -- 42  
 417. 1862 -- Feb 24, Blow of 1862, 15 fishing boats, Georges Bank, out of Gloucester MA--122  
 418. 1862 -- Feb 27, steamboat *Prince* snags and sinks, Mississippi River, near Hickman KY-74  
 419. 1862 -- July 27, Pacific Mail steamboat *Golden Gate* burns/sinks off Manzanilla, Mexico ~213  
 1862 -- or 1863, Aug,<sup>1661</sup> steamer *Planet* sinks, Lake Superior ~Eagle Riv., Keweenaw Pt.-- 35  
 420. 1862 -- Aug 9, sch. *Oriole* sinks, hit by *Illinois* in fog, Lake Sup. off Pictured Rocks, MI-- 12  
 421. 1862 -- Aug 13, USS *George Peabody & West Point* Collide, Potomac River, VA --70-76  
 422. 1862 -- Aug 21, steamer *Acacia* snags, sinks, Mississippi River, Grand Cut Off, AR -- ~40  
 423. 1862 -- fall, esp., yellow fever, especially U.S. frigate *St. Lawrence* (29) -- 38  
 424. 1862 -- Oct 07, steamboat *Ceres* boiler explosion off St. Joseph Island lighthouse, MS—12  
 425. 1862 -- Nov 02-3, steamer *Bay State* founders, Lake Ontario gale ~Fair Haven, NY --20-23  
 426. 1862 -- Nov 05, steamer *J.H. Dickey* grounds IL shore, MS River, boiler explodes -- 14  
 427. 1862 -- Nov 12, steamer *Eugene* snags wreck/sinks, Miss. River, Plum Point Bend, TN—15  
 428. 1862 -- Dec 31, ironclad USS *Monitor* sinks in storm off Cape Hatteras, NC -- 16  
  
 429. 1863 -- Feb 22, tug *Merrimac* wrecks, Humboldt Bar, CA -- 13  
 430. 1863 -- Apr 14, *Queen of the West* magazine explos., fire from shelling, Grand Lake LA-26  
 431. 1863 -- Apr 27, steamboat *Ada Hancock/Milton Willis* explosion, San Pedro Bay, LA CA--26  
 1863 -- or 1862, Aug,<sup>1662</sup> steamer *Planet* sinks, Lake Superior ~Eagle Riv., Keweenaw Pt.-- 35  
 432. 1863 -- Aug 04, steamboat *Ruth* burns (arson), Mississippi River, ~Columbus, KY -- 30  
 433. 1863 -- Aug 19, steamboat *City of Madison* ammunition explosion, Vicksburg, MS--50-156  
 434. 1863 -- Aug 21, USS *Bainbridge* capsizes, hurricane, off Cape Hatteras, NC<sup>1663</sup> --80-90

<sup>1661</sup> Though reported in a source, the *Planet* did not sink in August 1862 or 1863. The *Planet* did pick up a survivor of the *Sunbeam* sinking in a storm at this location Aug 28, 1863 – 34 died in that event.

<sup>1662</sup> Though reported in a source, the *Planet* did not sink in August 1862 or 1863. The *Planet* did pick up a survivor of the *Sunbeam* sinking in a storm at this location Aug 28, 1863 – 34 died in that event.

<sup>1663</sup> Cross-listed in Hurricanes.



435. 1863 -- Aug 28, sidewheel *Sunbeam* sinks, Lake Superior gale, ~Eagle Harbor, MI --26-35  
 436. 1863 -- Sep 28, steamboat *Robert Campbell Jr.* burns, MS River, Milliken's Bend, LA-- 22  
 437. 1863 -- Nov 11~, steam propeller *Water Witch* sinks, Lake Huron storm ~off Oscoda MI-23  
 438. 1863 -- Nov 13, steamer *Sunnyside* burns, MS riv. ~Isl. #16, below Caruthersville, MO --22-25  
 439. 1863 -- Dec 13, steamer *Quincy* founders, Cape Hatteras, NC -- 16

**MARITIME** Events – **Master Set** --Deadliest American--**CHRONOLOGICAL** (continued):

440. 1864 -- Jan 23, schooner *Dashaway* wrecks, Cape Mendocino, CA -- 14  
 441. 1864 -- Feb 17, steamboat *Orient* snags/sinks to upper deck Miss. Riv., Commerce MO--14  
 442. 1864 -- Feb 22, steamship *Bohemian* wrecks, Alden's Rock, off Richmond Isl., ME --19-20  
 443. 1864 -- Feb-Mar (esp. Mar 22), 8 Gloucester, MA fishing schooners lost at sea --74-75  
 444. 1864 -- Apr 15, steamer *Chenango* boiler explosion, NY Harbor ~Ft. Richmond NY--30-33  
 445. 1864 -- May 21, steamboat *Nile* boiler explosion, Detroit, MI -- 6-13  
 446. 1864 -- June 03, steamer *Pocahontas* sinks, *City of Bath* collision, off Cape May, NJ-40-41  
 447. 1864 -- June 08, steamer *Berkshire* fire, Hudson River, Esopus Island, NY -- 35  
 448. 1864 -- July 03, steamer *Locust Point* collides with *Matanzas* off Absecon, NJ -- 17  
 449. 1864 -- July 21, *B.M. Runyan* snags/sinks, MS Riv., Island 84, Gaines Landing MS-70-150  
 450. 1864 -- Aug 10, propeller *Racine* boiler explosion, Lake Erie, off Rondeau, Ontario -- 12  
 451. 1864 -- Aug 18-30 timeframe, yellow fever, U.S. gunboat *John Chambers* -- 16  
 452. 1864 -- Sep 5, steamer *Washoe* boiler explos., Sacramento Riv., ~10m N. of Rio Vista, CA-51-103  
 453. 1864 -- Oct 17, *J.C. Irwin* boilers explode, Cumberland Riv., 10m above Eddyville, KY--11-13  
 454. 1864 -- Oct 30, Union packet *Universe* snags/sinks, MS Riv., between Islands 35&36 -- 17  
 455. 1864 -- Nov 03, steamboat *James White*, snags/sinks, Mississippi River, Island #10, TN- 17  
 456. 1864 -- Nov 08, bark *Mojave* sinks, Lake Mich. betw. Sheboygan WI, Big Sable Pt. MI--10  
 457. 1864 -- Nov 12, Navy Gunboat *Tulip* boiler explosion, Ragged Point, MD --49-61  
 458. 1864 -- Nov 26, sternwheel *Sophie McLane* boiler explosion, Suisan city dock, CA -- ≥10  
 459. 1864 -- Dec 11, steamboat *Maria* boiler explosion, fire, Miss. River, Carondelet, MO-- ~25  
 460. 1864 -- Dec 22, U.S. steam transport *North America* sinks, storm off coast of north FL--197
461. 1865 -- Jan 8, storm, SC steamer *Melville*, NY to Port Royale SC, sinks off Hatteras NC-76  
 462. 1865 -- Jan 26/27, steamer *Eclipse* boiler explosion, Tenn. River, Johnsonville, TN --27-36  
 463. 1865 -- Mar 02, Union transport *James Watson* snags/burns, MS Riv., Island No. 76, AR--34-35  
 464. 1865 -- Mar 15-16, bark *Industry* grounds, breaks-up, Columbia River bar, OR --15-17  
 465. 1865 -- Mar 31, US Govt. transport *General Lyon* burns off Cape Hatteras, NC ---~521-571  
 466. 1865 -- Apr 25, *Massachusetts* hits *Black Diamond*, Potomac Riv. ~St. Clement's Isl., MD-- ≥60  
 467. 1865 -- Apr 27, steamer *Sultana* explodes/burns, MS. Riv., Redman Point, AR --1,547-1,947  
 468. 1865 -- May 29, storm, *Governor Troup* burns Savannah Ri., below Augusta, SC shore--40  
 469. 1865 -- Jun 03, steamers *Poland* and *Idaho* collide, *Poland* sinks, Yazoo River, MS--10-12  
 470. 1865 -- Jun 8, fog, steamer *Admiral Dupont* hit/sunk by *Studacona* (UK), off Cape May, NJ-17  
 471. 1865 -- Jun 09, steamboat *Kentucky* snags & sinks, Red River, below Shreveport LA --50-75  
 472. 1865 -- July 30, stmr. *Brother Jonathan* hits rock/sinks, storm, off Crescent City, CA--171-225  
 473. 1865 -- July 31, steamer *Joseph Pierce* boiler explosion/fire, Palmyra Landing, MS -- 9-12  
 474. 1865 -- Aug 9, *Pewabic* collides with *Meteor*, sinks, Thunder Bay, Lake Huron, ~Alpena, MI- 40  
 475. 1865 -- Aug 21, mud drum explosion, steamboat *Argosy No. 3*, Ohio River ~Rono, IN-- 10  
 476. 1865 -- Oct 12, steamer *Yosemite* boiler explosion, Sacramento Riv., Rio Vista, CA --55-68

477. 1865 -- Oct 15, steamer *Atlanta*, N.O., LA to NYC sinks/storm, off Sandy Hook, NJ--45-47  
 478. 1865 -- Oct 24~, steamer *D. H. Mount* lost, gale, Atlantic, south of Cape Hatteras, NC-- 24  
 479. 1865 -- Oct 25, steamer *Republic* (former USS *Tennessee*) founders ~Savannah, GA-- 34  
 480. 1865 -- Oct 29, steamer *St. John* boiler explosion, Hudson River, ~5 miles above NYC-- 15  
 481. 1865 -- Nov 24, steam. *Niagara* sinks after *Post Boy* collision, MS Riv. ~Prairie Pt. AR--75  
 482. 1865 -- Dec 01, steamer *Progress* snags/sinks, Arkansas Riv., 20m below Fort Smith AR--20  
 483. 1865 -- Dec 09, steamer *De Soto*, boiler explosion, near Pascagoula, MS -- 11  
 484. 1865 -- Dec 27, steamer *Constitution* grounds/breaks-up, Cape Lookout shoals, NC -- 40

**MARITIME** Events – **Master Set** --Deadliest American--**CHRONOLOGICAL** (continued):

485. 1866 -- Jan 09, steamer *Asher Ayres* burns, Altamaha River, Darien, GA -- 6-12  
 486. 1866 -- Jan 28, steamer *Miami* boiler explosion and fire, Arkansas River ~Napoleon AR-40  
 487. 1866 -- Jan 30, steamer *Missouri* boiler explodes/sinks, Ohio River near Newburgh, IN- 65  
 488. 1866 -- Feb 02, steamboat *W.R. Carter* boiler explosion, MS Riv., Island No. 98 --123-215  
 489. 1866 -- Feb 24, steamers collide, *Nannie Byers* sinks, Ohio Riv., above Madison IN --16-17  
 490. 1866 -- Mar 04, steamer *R.J. Lockwood* boiler explosion, MS Riv., below Memphis TN --17-25  
 491. 1866 -- Apr 12, steamer *Financier* fire, Ohio River, Crow Island, near Baden, PA -- 10  
 492. 1866 -- Apr 18, boats collide, *City of Norwich* burns/sinks, L.I. Sound off Huntington NY-11-13  
 493. 1866 -- Apr 26, wharf fire, ferry steamer *Windsor* burns, Detroit River, Detroit, MI -- 28  
 494. 1866 -- May 03, clipper *Hornet*, NY to San Francisco, burns sinks, Pacific Ocean -- 16  
 495. 1866 -- May 31, *City of Memphis* boiler explosion/fire, MS River off Buck Island AR-11~60  
 496. 1866 -- June 17-18, NY steamer *Jennie P. King* wrecks, Lake Erie storm, Long Pt., Ont.-14  
 497. 1866 -- Aug 6, steamer *General Lytle* boiler explos. ~Bethlehem IN, OH Riv., KY side--20-24  
 498. 1866 -- Sep 29, steamer *Julia*, steam drum explosion, San Francisco, CA -- 10  
 499. 1866 -- Oct 03, hurricane, steamer *Evening Star* sinks, ~100M off Tybee Island, GA--247-255  
 500. 1866 -- Oct (late). US gunboat *Bienville*, while in Caribbean and passage to NYC -- 14  
 501. 1866 -- Dec 27, steamer *Fashion* burns, Miss. River, 7-12M above Baton Rouge, LA-- 43
502. 1867 -- Jan-Feb, Amer. Bark *John Bright* strands near Nootka Isl., BC, crew murdered-- 14  
 503. 1867 -- Jan 17, Steamer *John Raine* burns?, Mississippi River, Greenville, MS<sup>1664</sup> -- 59  
 504. 1867 -- Jan 17, steamer *Platte Valley* hits submerged wreck, MS Riv. near Memphis TN--16-50  
 505. 1867 -- Feb 10, steamer *City of Bath* fire off Cape Hatteras, NC -- 22  
 506. 1867 -- Feb 17, steamer *David White* boiler explosion, Miss. River ~Pt. Chicot, MS --35-60  
 507. 1867 -- Mar 03, propeller steamer *Andalusia* fire and drownings, off Hatteras, NC -- 12  
 508. 1867 -- May 04, steamer *Main* capsized in storm on Lake Pontchartrain, LA -- 10  
 509. 1867 -- May 21, steamer *Wisconsin* burns, Lake Ontario, ~Grenadier Isl./Cape Vincent, NY-23  
 510. 1867 -- Aug, Two Gloucester, MA fishing schooners lost on Georges Bank -- 17  
 511. 1867 -- Sep, Gale, Gloucester MA fishing sch. *Fashion* lost, Bay of St. Lawrence -- 13

<sup>1664</sup> Though there are four sources, I have been unable to corroborate with any newspaper or other source. Odd – when there was a large loss of life steamboat event it was reported in papers nationwide. We speculate there may have been confusion between this reported event and the boiler explosion on the steamboat *David White* 2-17-1867 at Point Chicot, above Greenville. Earlier in its career (1858) the *David White* was named the *John Raine*. The source we use which notes this states that “some sixty persons lost their lives...” when *the David White* boilers exploded. (*Cincinnati Commercial*. “River and Steamboat News.” 5-9-1867, p.7, c.2.) This is close to the 59 reported by Berman, Lytle/Holdcamper, Nash, and Way, in their accounts of the *Raine* fire. We suspect that either Lytle/Holdcamper or Way put down first (and mistaken) account, and the other sources just repeated the same data.

512. 1867 -- Oct, U.S. ship *Potomac*, cholera, Philadelphia Navy Yard, PA -- 18  
 513. 1867 -- Nov 17, steamboat *Onward* burns, Alabama River, Bells Ledge, AL -- 11  
 514. 1867 -- Dec 24, steamer *Raleigh* burns to waters-edge, off Charleston, SC --14-24  
 515. 1867 -- Dec 31, steamer *Henry Ames* guards fail while unloading, New Orleans, LA-- ~20

**MARITIME** Events – **Master Set**--Deadliest American-- **CHRONOLOGICAL** (continued):

516. 1868 -- Mar 18, *Magnolia* boiler explosion/fire, OH R. ~Cincinnati Oh & California Ky--35  
 517. 1868 -- Apr 09, WI sidewheel *Sea Bird* fire/sinks, Lake Michigan off Waukegan IL-67-102  
 518. 1868 -- May 01, steamer *Governor Cushman* boiler explodes, Lake Erie, Buffalo, NY-- 11  
 519. 1868 -- June, Gloucester MA fishing schooner *General Butler* lost, Georges Bank -- 10  
 520. 1868 -- June ~15, British bark *Istria* wrecks, Diamond Shoals off Cape Hatteras NC-- 23  
 521. 1868 -- Jun 20, *Morning Star & Cortland* collide & sink, Lake Erie, ~Black Riv. OH- 37-60  
 522. 1868 -- Sep 08, steamer *Hippocampus* sinks, Lake Michigan storm, off St. Joseph, MI-- 26  
 523. 1868 -- Sep 16, sch. *Persian* sunk by *E.B. Allen*, Lake Huron, 3m off 40-Mile Point MI--10  
 524. 1868 -- Oct 06, Propeller *Perseverance* Burns, Lake Ontario off Pultneyville, NY -- 14  
 525. 1868 -- Dec 04, steamers *United States & America* collide, OH Riv. ~Warsaw, KY-59- 100  
 526. 1868 -- ~Dec-Jan 1869, Stm., Gloucester, MA Fishing Sch. *Forest Belle* lost, GB -- 12
527. 1869 -- Jan 11, steamer *Gulf City* Grounds and Breaks-up, Cape Lookout, NC --22-23  
 528. 1869 -- Jan 13, steamer *Glide* boiler explosion/fire, MS Riv. ~57m above New Orleans LA -15-16  
 529. 1869 -- Feb 12, steamer *Mittie Stephens* fire, Caddo Lake ~Swanson's Landing TX --61-69  
 530. 1869 -- Mar 06-7, gale, Gloucester schrs. *Price, Porter, Woodbury* lost, Georges Bk.-- 31  
 531. 1869 -- Apr 10, steamboat *G.A. Thomson* snags/burns, AR Riv. ~40M below Little Rock AR--17  
 532. 1869 -- Aug 14, steamer *Cumberland* boiler explosion, OH River, ~Shawneetown, IL-- 18  
 533. 1869 -- Sep 08, hurricane/gale, two Rockport, MA, schooners lost --22-23  
     -- 11 schooner *Helen Eliza* of Rockport, MA, grounds on Peaks's Island, ME  
     --11-12 schooner *Yankee Girl* of Rockport, MA, lost, not seen again.
534. 1869 -- Oct 27, steamer *Stonewall* burns/grounds, Miss. River, Tea Table Bar, MO -- ~209  
 535. 1869 -- Nov 05~ sch. *W.W. Arnold* grounds, Lake Sup. storm, Two Hearted River, MI-- 11
536. 1870 -- Jan, Gloucester, MA fishing schooner *Viking* lost, on way to Grand Banks -- 11  
 537. 1870 -- Jan, steamer *City of Boston* sails from NYC for Liverpool, Lost -- 177  
 538. 1870 -- Jan 25, Gloucester, MA fishing schooner *Weather Gage* lost, Grand Banks -- 10  
 539. 1870 -- Feb 19, steamer Emma No. 3 snags, burns, MS Riv., Isl. No. 35/Reverie, TN-- 40  
 540. 1870 -- Mar, Gloucester MA Fishing Schooner *William F. Pool* lost on Georges Bank-- 10  
 541. 1870 -- July 31, steamer *Silver Spray* boiler explosion/fire, MS Riv., Pacific Place, TN- 9-13  
 542. 1870 -- Sep, Gloucester MA fishing schmr. *Dauntless* lost on way to St. Lawrence Bay-- 12  
 543. 1870 -- Sep 18, gale, Gloucester, MA Fishing Schooner *Day Star* Lost at Sea -- 12  
 544. 1870 -- Oct, Gloucester, MA Fishing Schooner *Alatamaha* lost, Georges Bank -- 10  
 545. 1870 -- Oct 09, steamer *Mariposa* (NOLA to NY) lost/founders off east coast of FL-- 36  
 546. 1870 -- Oct 20, steamer *Varuna* sinks in hurricane, 35M NE of Jupiter Inlet, FL -- 52  
 547. 1870 -- Dec 18, *Nick Wall* snags/sinks Miss. River, ~Princeton, MS/Napoleon, AR -- 39
548. 1871 -- Jan 09, Gloucester, MA fishing schooner *Edith Wonson* lost on Western Bank-- 12  
 549. 1871 -- Jan 14, Steamboat *T. L. McGill* burns, Mississippi River, Shoo-Fly Bar, MS --40-58

550. 1871 -- Jan 28, steamer *W. R. Arthur* boilers explode, MS riv., Isl. #40 ~Memphis, TN--45-66  
 551. 1871 -- Feb, Gloucester, MA Fishing Schooners *Hiawatha & E.L. Cook* lost at sea -- 21  
 552. 1871 -- Apr 02, gale, Gloucester, MA Schs. *Lindberg, Pride, Murray, Hough* lost -- 42  
 553. 1871 -- summer, East Gloucester, MA fishing schooner *River Queen* lost at sea -- 12  
 554. 1871 -- Jul 3, Cal. brig *Shelehoff* disabled Pacific Ocean storm, starvation, found Oct 19--11  
 555. 1871 -- July 30, Staten Island Ferry *Westfield II* boiler explosion, NY Harbor NY-106-125  
 556. 1871 -- Aug 18, steamer *Lodona* grounds in storm, 7m north of Cape Canaveral, FL -- 21  
 557. 1871 -- Aug 27, steamboat *Ocean Wave* boiler explosion, Point Clear ~Mobile, AL --34-75  
 558. 1871 -- Sep 02, Gloucester, MA fishing schooners *Montrose* and *Emporia* lost at sea-- 17  
 559. 1871 -- Sep 22, schooner *Charles H. Hurd* sinks, Lake MI gale ~South Manitou Isl., MI-11  
 560. 1871 -- Oct 03, hurricane, TX coast, steamer *C. K. Hall* lost off Cedar Point TX<sup>1665</sup> -- >10  
 561. 1871 -- Oct 15, steamer *R.G. Coburn* sinks, Lake Huron storm, no. of Saginaw Bay, MI--~32  
 562. 1871 -- Nov 22, steamer *City of New London* Burns, Norwich, CT -- 17

**MARITIME** Events – **Master Set**--Deadliest American-- **CHRONOLOGICAL** (continued):

563. 1872 -- Jan, Gloucester, MA fishing schooner *Messenger* lost on Western Bank -- 12  
 564. 1872 -- Mar, Gloucester, MA schooners *Matchless, Franklin Snow* lost, Georges Bk.-- 22  
 565. 1872 -- Apr 11, steamer *Oceanus* boiler explosion/fire, MS River, Brook's Point, IL--34-40  
 566. 1872 -- Aug 30, steamer *Metis* hit by schooner and sinks off Watch Hill, RI -- ≥34  
 567. 1872 -- Oct 33, screw steamer *Missouri* fire off Abaco Light, Lucaya, Bahamas --50-87  
 568. 1872 -- Nov 27, *Jupiter & Saturn* ground, Lake Superior storm, Vermilion Point, MI-- 15  
 569. 1872 -- Dec 26, gale, ship *Peruvian* hits Peaked Hill Shoals, breaks, Cape Cod, MA--22-28
570. 1873 -- Jan 27~, steamer *George S. Wright* hits rocks?, Queen Charlotte Sound, BC, Can.-34  
 571. 1873 -- Feb 15, steamer *Henry A. Jones* burns, Galveston, TX -- 21  
 572. 1873 -- Mar, Gloucester, MA fishing schooner *J. H. Orne* lost on Georges Bank -- 11  
 573. 1873 -- Aug 08, steamer *Wawaset* burns, Potomac River, off Aquia Creek, VA --13-75  
 574. 1873 -- Aug 22, *George C. Wolfe* boiler explos., MS Riv., St Francis Is. ~Helena AR-15-30  
 575. 1873 -- Aug 24, "Nova Scotia" storm sinks fishing fleet from Gloucester, MA<sup>1666</sup> -- 128  
 576. 1873 -- Sep 15, steamer *Ironsides* sinks, Lake Michigan storm, ~Grand Haven, MI --20-25  
 577. 1873 -- Dec 04, freighter *City of Detroit* sinks, Lake Huron storm, Saginaw Bay, MI--19-20
578. 1874 -- Feb 11, gale, Gloucester, MA fishing schooner *B. H. Smith* lost Grand Banks-- 12  
 579. 1874 -- Mar, Gloucester, MA fishing schooner *White Fawn* lost Western Banks -- 12  
 580. 1874 -- Apr 15, tow boat capsizes, Mississippi River, below New Orleans, LA -- 13  
 581. 1874 -- June 07, storm, boats capsize, drownings, Lakes Oneida & Onondaga NY -- 27  
 582. 1874 -- Aug 05, steamboat *Pat Rogers* burns, Ohio River ~1M below Aurora, IN --47-50  
 583. 1874 -- Sep 28, steamer *Amanda Winants* lost at sea off Georgetown, SC -- 16  
 584. 1874 -- Oct 22, steamer *Brooklyn* boiler explodes/sinks, Detroit Riv. ~Wyandotte, MI--13-18  
 585. 1874 -- Nov 22/23, schooner *William Sanderson* breaks-up, Lake MI storm off Empire, MI-- 7-10  
 586. 1874 -- Nov, Gloucester, MA fishing schooner *G. G. Kidder* lost, Grand Banks --12-13
587. 1875 -- Jan, Gloucester, MA fishing schooner *David Burnham* lost on Grand Banks -- 12

<sup>1665</sup> Cross-listed under Hurricane.

<sup>1666</sup> Cross-listed here as a subset of Hurricane (total fatalities >600).

588. 1875 -- Jan, Gloucester, MA fishing schooner *Joseph Chandler* lost, Grand Banks -- 12  
 589. 1875 -- Feb, Gloucester, MA fishing schooner *J. C. Call* lost, Grand Banks -- 12  
 590. 1875 -- Feb, Gloucester, MA fishing schooner *Sarah H. Cressey* lost, Grand Banks -- 12  
 591. 1875 -- Mar 4, gale, Italian bark *Giovanni* grounds, outer sandbar ~Truro, Cape Cod, MA-- 14  
 592. 1875 -- Mar, Gloucester, MA fishing schooner *H.B. Stanwood* lost, Georges Bank -- 12  
 593. 1875 -- Mar. Gloucester, MA fishing schooner *William C. Endicott* lost, Georges Bk.-- 10  
 594. 1875 -- Apr 23, steamers *Exporter*, *Charles Bodman*, *Kyle* burn, New Orleans, LA -- 30  
 595. 1875 -- Apr 29, fishermen drown off Saint Joseph, MI -- 11  
 596. 1875 -- May 02, steamer *St. Luke* hits bridge pier/sinks, Missouri Riv., St. Charles, MO-9-10  
 597. 1875 -- July 06, steamer *Isaac Bell* & tug *Lumberman* collide, Hampton Roads, VA -- 10  
 598. 1875 -- Aug 26, ships collide, freighter *Comet* sinks, Lake Superior, 7M SE Whitefish Pt., WI--11  
 599. 1875 -- Sep 10, propeller *Equinox* sinks, Lake Michigan storm ~Big Sable Point, MI-21-25  
 600. 1875 -- Sep 10, steamer *Mendota* sinks, Lake Michigan storm, off Point Betsie, MI --10-12  
 601. 1875 -- Sep 15-15, hurricane, Atlantic and Gulf coasts, *Mabel*, *Nord-Kyn*, *Serene* -- ≥12  
 602. 1875 -- Nov, Gloucester, MA fishing schooner *Pharsalia* lost, Georges Banks -- 12  
 603. 1875 -- Nov 04, steamers *Pacific* & *Orpheus* collide, *Pacific* sinks off Cape Flattery WA-250-285  
 604. 1875 -- Nov 09, steamship *City of Waco* burns, off Galveston Bar, TX --49-70  
 605. 1875 -- Nov 18, OR schooner *Sunshine* found bottom-up, Cape Disappointment, WA-- 25  
 606. 1875 -- Dec 01, steamer *Sunnyside* hits ice/sinks, Hudson River, near West Park, NY-- 11

**MARITIME** Events – **Master Set**--Deadliest American--**CHRONOLOGICAL** (continued):

607. 1876 -- Mar 01, *Nuova Ottavia* Grounds, Life-Saving Crew Lost, Kittyhawk, NC -- 18  
 608. 1876 -- Mar 01, scow, explosion, Umatilla Rapids, OR -- 13  
 609. 1876 -- Apr 04~, Gloucester, MA fishing schooner *Kearsarge* lost, Georges Bank -- 11  
 610. 1876 -- Apr 08, Gloucester, MA fishing schooner *Henrietta Greenleaf* capsizes, ~GB-- 10  
 611. 1876 -- Apr-May, Gloucester, MA fishing schooner *James L. Shute* lost on Grand Bk.-- 14  
 612. 1876 -- Apr-May, Gloucester, MA fishing schooner *Janet Middleton* lost on G. Bk. -- 11  
 613. 1876 -- May~, Gloucester, MA fishing schooner *Saratoga* hit/sunk, Georges Bank -- 9-12  
 614. 1876 -- May 17, steamer *Pat Cleburne* boiler explodes/fire, OH Riv., ~Weston KY, IL shore~20  
 615. 1876 -- July 09, steamer *St. Clair* burns, Lake Superior, off 14 Mile Pt. ~Ontonagon, MI -26-27  
 616. 1876 -- Sep, Gloucester, MA fishing schooner *Walter M. Falt* lost on Grand Banks -- 12  
 617. 1876 -- Sep 17, steamer *Rebecca Clyde*, strands/wrecks, 20m south of Hatteras, NC --12-13  
 618. 1876 -- Oct, Gloucester, MA fishing schooner *Joseph F. Allen* Lost on Western Bank-- 10  
 619. 1876 -- Dec, Gloucester, MA fishing schooner *D. E. Woodbury* lost, trip to Grand Bk.-- 10  
 620. 1876 -- Dec, Gloucester, MA fishing schooner *Howard Steele* lost, La Have Bank -- 11  
 621. 1876 -- Dec, Gloucester, MA fishing schooner *J.F. Huntress* lost, La Have Bank -- 10  
 622. 1876 -- Dec, Gloucester, MA fishing schooner *John S. Tyler* lost, La Have Bank -- 10  
 623. 1876 -- Dec, Gloucester, MA fishing schooner *Modena B. Jerauld* lost, La Have Bank-- 11  
 624. 1876 -- Dec, Gloucester, MA fishing schooner *William T. Merchant* lost, Grand Bk.-- 12  
 625. 1876 -- Dec, Gloucester, MA fishing schooner *Wyoming* lost, La Have Bank -- 9-10  
 626. 1876 -- Dec 30, freighter *Circassian* breaks-up in storm, Mecox, Long Island, NY -- 28
627. 1877 -- Jan, Gloucester, MA fishing schooner *Mary Burnham* lost, La Have Bank -- 11  
 628. 1877 -- Jan 07, steamer *Montgomery* hit by *Seminole*, sinks, 38m NE of Cape May NJ-- 13  
 629. 1877 -- Jan 20, U.S. Schooner *George Washington* Strands, Mistaken Point, NFLD -- 25

630. 1877 -- Apr 13, Steamer *Leo Burns* 83 miles south of Tybee Light, GA -- 23  
 631. 1877 -- Oct 02, steamer *Comfort* boiler explosion, OH Riv. near Pipe Creek, WV side-- 10  
 632. 1877 -- Nov 24, U.S. Navy warship USS *Huron* Grounds in Storm, Nags Head NC- 83-103

**MARITIME** Events – **Master Set** --Deadliest American– **CHRONOLOGICAL** (continued):

633. 1878 -- Jan 02-03, Cape Cod storm, schooners *A.P. Avery*, *Powwow*, *F. Fish* wrecked--~12  
 634. 1878 -- Jan 10, storm, Boston fishing schooner *Little Kate* grounds near Duxbury, MA-- 13  
 635. 1878 -- Jan 18 last sighting, American ship *Grace Darling*, gale off Cape Flattery, WA-- 15  
 636. 1878 -- Jan 31, steamer *Metropolis* wrecks, gale, south of Jones Hill Station, NC --85-104  
 637. 1878 -- Jan-Feb, Gloucester, MA fishing schooner *Carrie P. Morton* lost, Grand Bk.-- 14  
 638. 1878 -- Sep 28, steamer *Adelphi* boiler explosion, ~Gregory's Pt. E. Norwalk, CT --14-15  
 639. 1878 -- Oct 12, whaling bark *Sarah* capsizes in gale, out of Bedford, MA -- 22  
 640. 1878 -- Oct 20, last sighting of fishing schooner *Cunard* out of Gloucester, MA<sup>1667</sup> -- 14  
 641. 1878 -- Oct 21-24, hurricane and maritime losses, NC, VA, MD, DE, PA, NJ, CT<sup>1668</sup>-- 54  
 642. 1878 -- Dec 1, *Cotton Valley* & *Charles Morgan* collide, MS Riv., ~Bringier Pt., LA--12-20  
 643. 1878 -- Dec 10, steamer *Emily B. Souder* founders in storm, off Cape Hatteras, NC --36-38
644. 1879 -- Feb 20-21, storm, ~13 Gloucester MA schooner's lost, George's Bank, NF--143-157  
 645. 1879 -- Apr, Gloucester, MA fishing schooner *Ida* (or *Ada*) *E. Baker*, Western Bk. -- 12  
 646. 1879 -- Apr, Gloucester, MA fishing schooner *William Thompson* lost, Banks -- 14  
 647. 1879 -- Apr 20, rowboat crew, stranded steamer *Great Republic*, Columbia Riv. bar, OR-- 14  
 648. 1879 -- Aug~, whaling schooner *Arizona*, reportedly lost off Cape Hatteras, NC -- 15  
 649. 1879 -- Aug 18-19, hurricane, CT, MA, ME, VA, Chesapeake Bay, maritime losses<sup>1669</sup>--28  
 650. 1879 -- Oct, Gloucester, MA fishing sch. *N. H. Phillips*, lost, Banquereau Bank NS --13-14  
 651. 1879 -- Oct-Dec, Gloucester MA fishing sch. *Harvey C. Mackay* lost, Grand Banks-- 10  
 652. 1879 -- Nov 08, steamer *Champion* collision with British bark, Cape Henlopen, DE --31-32  
 653. 1879 -- Dec, schooner *Mary D. Pomeroy* lost at sea, Crescent City, CA to SF, CA -- 14
654. 1880 -- Jan, barkentine *Ray R. Sharp* lost at sea, Philadelphia, PA for Lisbon, Portugal-- 13  
 655. 1880 -- Mar 23, Gloucester, MA schooner *Annie C. Norwood* lost, Caches' Shoal, MA-- 14  
 656. 1880 -- Apr 27, schooner *Olivia Schultze* founders near mouth of Sinlau River, OR-- 15  
 657. 1880 -- May 04, squall, fishing boats capsize, Columbia River mouth, OR and WA --15-20  
 658. 1880 -- June 11, steamer *Narragansett* hit in fog/burns/sinks, off Saybrook CT<sup>1670</sup> --27-50  
 659. 1880 -- June 28, steamer *Seawanhaka* explodes/burns, East River, Randall's Isl. NY- 24-50  
 660. 1880 -- July 22, storm, *Mamie* bisected by *Garland*, Detroit River, ~Grosse Isle, MI--16-17  
 661. 1880 -- Aug, Bark *Emma C. Litchfield*, St. Mary's, GA to Buenos Aries lost at sea -- 10  
 662. 1880 -- Aug 09, steamer *Bonnie Lee* boiler explosion, Lenoir Pt., Red River, LA -- 9-10  
 663. 1880 -- Aug 28, steamer *City of Vera Cruz* sinks, hurricane off Mosquito Inlet, FL<sup>1671</sup>-- 68  
 664. 1880 -- Aug 28, bark *Miriam*, Pensacola, FL to Rio de Janeiro, lost at sea -- 13  
 665. 1880 -- Aug 29, Bark *Alfred*, Pascagoula MS for Trinidad Island, Spain lost at sea -- 13

<sup>1667</sup> On Fishing trip to the Grand Banks.

<sup>1668</sup> Land & Maritime losses cross-listed in Hurricane.

<sup>1669</sup> Subset of Hurricane listing.

<sup>1670</sup> Cross-listed under Fog as a Contributing Condition.

<sup>1671</sup> Cross-listed in Hurricanes.

666. 1880 – Aug 29, steamer *Marine City* burns/sinks, Lake Huron, 2m off Alcona, MI -- 9-14  
 1880 -- Oct 12, steambarge *Trader* waterlogged in storm/lost, Lake MI, off MI coast<sup>1672</sup>-- 0  
 667. 1880 -- Oct 16, sidewheel steamer *Alpena* sinks, Lake Mich. storm off Holland, MI --60-101  
 668. 1880 -- Nov, Gloucester, MA fishing schooner *Nathaniel Webster*, lost, the Banks -- 14

**MARITIME** Events – **Master Set**--**Deadliest American**--**CHRONOLOGICAL** (continued):

669. 1881 -- Jan 03, Bark *Lupata*, stormy night, grounds / breaks on Tillamook reef, OR --16-18  
 670. 1881 -- Mar 04, bark *Ajace*, NYC bound, grounds, storm, Rockaway Reef, off Queens NY- 13  
 671. 1881 -- Apr 15, Gloucester, MA Fishing Schooner *Carrie S. Dagle* lost, Western Bk.-- 12  
 672. 1881 -- Aug-Sep, Gloucester, MA fishing sch. *Guy Cunningham* lost Grand Banks --13-14  
 673. 1881 -- Sep 10, steamer *Columbia* founders, Lake MI storm, north off Frankfort, MI-- 15  
 674. 1881 -- Dec 26, steamer *West Point* gas explosion and fire, York River, VA -- 19
675. 1882 -- Jan 22, bark *F.L. Carney* wrecks, South Hatteras Inlet, NC -- 8-10  
 676. 1882 -- Feb 05?, gale, Gloucester schs. *Bellerophon*, *Carroll*, *Pew*, *Revere*, *Somes*, GB-- 67  
 677. 1882 -- Mar 17?, gale, Gloucester MA schooners *Northerner* and *Victor* lost, GB -- 24  
 678. 1882 -- Mar 30, steamboat *Golden City* burns, Mississippi River, Memphis, TN --28-32  
 679. 1882 -- July 04, steamboats collide, *Scioto* sinks, Ohio River, Mingo Junction, OH -- ~70  
 680. 1882 -- July 16, steamer *John Wilson* snags/sinks, Atchafalaya Riv., Richards Landing, LA--15  
 681. 1882 -- Aug 07, steamboat *Gold Dust* boiler explosion/fire, MS River ~Hickman, KY--≥24  
 682. 1882 -- Sep 30, steamboat *Rob't. E. Lee* burns, Miss. River, Yucatan Landing, LA --22-30  
 683. 1882 -- Dec 1, steambarge *R.G. Peters* burns/sinks, storm, mid-Lake MI, MI bound/owned--14  
 684. 1882 -- Dec 05, schnr. *Henry Folger* grounds on reef, Salmon Pt. ~Wellington, Ont.-- 16  
 685. 1882 -- Dec 6, steamer *Morning Star* flue collapse/boiler bursts, MS Riv., below N.O., LA--15-17
686. 1883 -- Jan 02, Cowe Tunnel convict boat capsizes, Tuckasegee River, Western NC-- 19  
 687. 1883 -- Jan 29, steamer *Tacoma* grounds/breaks-up, Pacific, 4m no. of Umpqua Riv., OR-- 10  
 688. 1883 -- Mar 04, steamer *Yazoo Valley* hits log/sinks, MS Riv., ~Bonnet Carre Crev., LA-20  
 689. 1883 -- Apr 11, steamer *Geo. W. Wylly* hits pier/sinks, Chattahoochee Riv., Fort Gaines, GA--13  
 690. 1883 -- May 03, American steamer *Grapples*, Puget Sound to Alaska, burns, off BC-- 70  
 691. 1883 -- May 20, schooner *Wells Burt* founders, Lake Mich. storm, off Evanston, IL--10-11  
 692. 1883 -- May 25, steamboat *Pilot* boiler explosion, Petaluma River near Lakeville, CA-9-10  
 693. 1883 -- Aug 29, gale, Gloucester MA schooners *Alaska* & *James Bliss* lost, GB --23-24  
 694. 1883 -- Sep, Gloucester MA schooner *Charles Hildreth* lost, trip to Georges Bank -- 10  
 695. 1883 -- Nov 12, Gale, Chesapeake Bay, sloop *Anne Gertrude*; other vessels lost -- 9-20  
 696. 1883 -- Nov 12-14, gales, nine Gloucester, MA fishing schooners lost, Georges Bank-- 114  
 697. 1883 -- Nov 16, steamer *Manistee* lost, Lake Superior gale, off west Keweenaw Pen., MI- ~27  
 698. 1883 -- Dec 12-13, schooner *Mary Ann Hulbert* sinks, Lake Superior storm ~St Ignace Isl. Ont.- 20  
 699. 1883 -- Dec 28, Gale, Gloucester Schs. *Stetson*, *Knutsford*, *Irving*, *Maddocks* lost --52-55
700. 1884 -- Jan 18, stmr. *City of Columbus* hits Devil's Bridge reef/sinks, Martha's Vyd., MA-- 103  
 701. 1884 -- Jan 23, Raft upset/drownings, Upper Cumberland River, near Carthage, TN -- 9-10  
 702. 1884 -- Feb 28, Gale, Gloucester MA Fishing Schooners *Magic* and *Phoenix* lost -- 26

<sup>1672</sup> Listed in that several sources (McNeil, Swayze, newspapers at time) report ten or eleven deaths (all aboard). The *Great Lakes & Seaway Shipping News Archive*, however, notes that crew was rescued by the schooner *Guide*.

703. 1884 -- Apr 03, *Rebecca Everingham* fire, Chattahoochee Riv., Fitzgerald Landing GA--13  
 704. 1884 -- Jun 08, Ferry Boat goes over falls, Drownings, Thompson's falls, MT -- 11  
 705. 1884 -- Jun 27, Schooner *Deborah H. Diverty* Founders, storm, off Beck's Beach, NJ-- 10  
 706. 1884 -- Aug 29, steamer *Belmont* capsizes, high wind, OH Riv., 3m ~Henderson, KY-13-17  
 707. 1884 -- Dec 12, oyster boats capsize, men drown, storm, Rappahannock River VA -- 27

**MARITIME** Events -- **Master Set**--Deadliest American--**CHRONOLOGICAL** (continued):

708. 1885 -- Feb 9~, gale, Gloucester, MA fishing schooner *Solomon Poole* lost Great Bk-- 14  
 709. 1885 -- May 05, New Bedford, MA whaling bark *Napoleon* sunk by ice, Bering Sea-- 22  
 710. 1885 -- Aug, schooner *Washington*, Apalachicola, FL to NYC, lost at sea -- 10  
 711. 1885 -- Aug 20, British bark *Haddingtonshire* strands 3 miles No. Point Reyes, CA -- 15  
 712. 1885 -- Aug 24-26, hurricane, FL/1, GA/2, NC, SC/21, New England, Atlantic/1 -- ~25  
 -- 3 steamer/pilot boat *F. W. Schafer No. 4* (or possibly Sheper), SC  
 -- 3 schooner *Gustie Wilson*, SC  
 -- 6 schooner *John Stoddard*, SC  
 -- 1 Italian bark *Marianina*, Atlantic, about 50 miles off Charleston, SC  
 -- 5 schooner *Walter Smith*, SC  
 -- 1 steamer *William Lawrence*, GA  
 -- 1 unidentified small craft, Savannah, GA  
 713. 1885 -- Oct, bark *Bertha*, Sand Key, Turk's Island for Boston, Lost at Sea -- 13  
 714. 1885 -- Oct 12, last sighting, San Fran. whaler *Amethyst*, St. Lawrence Isl. Bering Sea, AK--43  
 --38 *Amethyst* crew  
 -- 5 *Rainbow* crew survivors onboard the *Amethyst*  
 715. 1885 -- Nov 07, snowstorm, passenger ship *Algoma* grounds, Greenstone, Mott Isl., MI<sup>1673</sup>-37-48  
 716. 1885 -- Dec 4-6, schooner *Orphan Boy* grounds, Lake Mich. storm, Big Sable Pt., MI--7-10  
 717. 1885 -- Dec 25, steamship *City of Nassau* lost after leaving Philly, PA -- 17  
 718. 1885 -- Dec 25-Jan 1886, Gloucester, MA fishing schnr. *Hyperion* lost, GB trip gale?-- 12  
 719. 1885 -- Dec 25-Jan 1886, Gloucester, MA fishing schooner *Mabel Dilloway* lost -- 16  
 720. 1885 -- Dec-Jan 1886, Gloucester, MA fishing schooner *Virginia Dare* lost, GB -- 14  
 721. 1886 -- Jan 2, steam *W.D. Chipley* grounds/sinks, Chattahoochee Riv., 7m no. Fort Gaines GA-8-11  
 722. 1886 -- Jan 08-10, gale, coast of NJ, NY and New England, maritime losses -- 34  
 723. 1886 -- Feb 26, snowstorm, steamer *Idlewild* strands, lifeboat lost, off Stamford CT -- 8-11  
 724. 1886 -- June-July, Gloucester, MA fishing schooner *Seth Stockbridge* lost, Greenland-- 14  
 725. 1886 -- Mar 16, steam freighter *Beda* springs leak, founders off Cape Perpetua, OR -- 11  
 726. 1886 -- Aug-Sep, Gloucester, MA fishing schooner *George L. Smith* lost GB trip -- 14  
 727. 1886 -- Aug-Sep, Gloucester, MA fishing schnr. *John F. Wonson* lost, Brown's Bank-- 10  
 728. 1886 -- ~Sep 20 Amer. ship *Sierra Nevada*, Seattle for San Fran., founders off Cape Flattery WA-- 13  
 729. 1886 -- Sep 29, steamboat *Julia* steam drum explosion, steam release, San Fran., CA-- 10  
 730. 1886 -- Oct 05, *La Mascotte* flue collapse/fire/stack fall, MS Riv., Crawford Lndg., MO-- ≥35  
 731. 1886 -- Nov 14~, Kodiak schnr. *Flying Scud* lost, Cape Douglas to Kodiak, Gulf of AK --24-26  
 732. 1886 -- Nov 15-18, Lake Superior and Michigan storm, MI & WI maritime deaths -- 39  
 -- 5 *Emerald*, barge; foundered near Kewanee, WI, Lake Michigan

<sup>1673</sup> No surviving record of those onboard and conflicting accounts of numbers of crew and passengers lost and saved. The Thunder Bay Public Library webpage on the *Algoma* names 30 crew and 12 passenger fatalities.



- 3 *F. M. Dickinson*, barge; foundered off Kewaunee, WI, Lake Michigan
  - 1 *Florida*, schooner; pushed ashore into pier crushing a crewman
  - 6 *Helen*, schooner; grounded near Muskegon, MI, Lake Michigan
  - 10 *Lucerne*, schooner; grounded/broke-up off Chequamegon Pt., WI, Superior
  - 7 *Marinette*, schooner; driven ashore/wrecked near Frankfort, MI, Lake Mich.
  - 7 *Menekaunee*, schooner; driven ashore/wrecked near Frankfort, MI, Lake MI
733. 1886 -- Dec 13, steamer *J.M. White* fire, MS Riv., Blue Store Lndg. ~Pt. Coupee, LA--28-40
734. 1886 -- Dec 14, gale, American ship *Harvey Mills* sinks ~50m SW of Cape Flattery WA--17-21
735. 1886 -- Dec 17, whaling bark *Atlantic* grounds near San Francisco, CA -- 27
736. 1886 -- Dec 28, steamer/boarding house *Bradish Johnson* fire, Jackson, AL<sup>1674</sup> -- ~24

**MARITIME** Events – **Master Set** --Deadliest American--**CHRONOLOGICAL** (continued):

737. 1887 -- Mar 01, steamer *W.H. Gardner* burns, Tombigbee riv., ~3m below Gainesville, AL-20-21
738. 1887 -- Apr, Gloucester, MA fishing schooner *Jamestown* Lost, Western Bank -- 12
739. 1887 -- Early Apr, Amer. ship *St. Stephens* (Seattle-SF CA), lost in gale off Cape Flattery WA--22-27
740. 1887 -- Apr 01, ship *Eldorado* (Seattle to SF) sinks in storm off Cape Flattery, WA -- 12
741. 1887 -- Apr-Aug, MA fishing schooner *Lydia Y. (or T.) Crowell*, lost, N.S. fishing --15-16
742. 1887 -- June 17, steamer *Champlain* burns, grounds, Lake Mich., off Charlevoix, MI-- 22
743. 1887 -- July 10, overloaded sloop yacht *Mystery* capsizes, Canarsie Bay, L.I., NY --24-33
744. 1887 -- July-Oct, bark *Isabel*, Rockland, ME to Pensacola, FL, lost at sea -- 10
745. 1887 -- Aug 20, gale, Provincetown MA whaling schnr. *Ellen Rizpah* lost ~Hatteras--13-14
746. 1887 -- Sep 3~, Gloucester, MA fishing schooner *Thomas L. Tarr* lost, gale, Banks trip--14
747. 1887 -- Sep 3, gale, Provincetown, MA fishing schnr. *Rebecca R. Nickerson* lost, GB -- 19
748. 1887 -- Sep 21, hurricane, mid-TX coast to Brownsville, US tender *Mignonette* lost/16-- 16
749. 1887 -- Oct 03, propeller *California* founders, Lake Mich., off St. Helena Isl., MI -- 9-14
750. 1887 -- Oct 18, ship *Alfred Watts*, Philadelphia to Japan, lost at sea -- 25
751. 1887 -- Oct 29, loaded steamer *Vernon* sinks, Lake Mich. storm, off Two Rivers WI--41-49
752. 1887 -- Nov 3, schooner *Ocean Bird* capsizes in storm, Pasquotank River, NC -- 9-20
753. 1887 -- Nov 17-19, Northeaster, Lake Superior, thirty shipwrecks -- ~ 40
754. 1887 -- Nov-Dec, Gloucester, MA fishing schooner *Peter D. Smith* lost, Georges trip-- 12
755. 1887 -- Nov-Dec, Gloucester, MA fishing schooner *William Parsons*, 2<sup>nd</sup>, lost, GB -- 12
756. 1887 -- Dec 20, freighter *San Vincente* burns off Pigeon Point ~45m south of S.F., CA-- 12
757. 1888 -- Jan 09, ship *John T. Berry*, Philadelphia, Pa. to Japan, burns at sea -- 11
758. 1888 -- Feb 05, British ship *Abercorn* grounds in fog, west, off Aberdeen, WA --22-23
759. 1888 -- Feb 27, ferry *Julia* boiler explosion/fire, Carquinez Strait, South Vallejo, CA-- 30
760. 1888 -- Mar 11-14, East Coast “Blizzard of 1888,”<sup>1675</sup> maritime loss component -- >100
761. 1888 -- May 03, gale, fishing sch. *Isabel* springs leak, founders ~Shumagin Isl. AK --12-14
762. 1888 -- Aug 22, fog, steamers collide, *City of Chester* sinks, San Francisco Bay, CA--15-16
763. 1888 -- Sep 06, storm, steamer *E.B. Ward Jr.* sinks, Utila to New Orleans, Gulf of Mex.- 21
764. 1888 -- Oct 03, storm, whaling bark *Ohio* driven ashore ~Point Hope, Chukchi Sea, AK-25
765. 1888 -- Oct 24, barkentine *Makah* found bottom-up off Tillamook Head, OR -- 11
766. 1888 -- Nov 25, storm, Philly steam collier *Allentown* grounds off Cohasset, MA --all 18

<sup>1674</sup> Cross-listed in Fires.

<sup>1675</sup> Cross-listed in winter Storms – Nor’easters

767. 1888 -- Nov 26, schooner *Edward Norton* wrecks, storm, First Cliff Pt., Scituate MA-- 15  
 768. 1888 -- Nov-Dec, Gloucester, MA fishing schooner *Carleton* lost, Georges trip -- 12  
 769. 1888 -- Nov-Dec, Gloucester, MA fishing schooner *Joseph O.* lost, Georges trip -- 12  
 770. 1888 -- Dec 23, steamer *Kate Adams* burns, Miss. River, Commerce Landing, MS -- ~33  
 771. 1888 -- Dec 24, steamer *John H. Hanna* burns, Mississippi River, Plaquemine, LA --21-25

**MARITIME** Events – **Master Set**--**Deadliest American**-- **CHRONOLOGICAL** (continued):

772. 1889 -- Jan 05, steamer *Paris C. Brown* snags and sinks, Hermitage Landing, LA -- 8-11  
 773. 1889 -- Feb 09, last sighting, schooner *Annie* leaves San Francisco for Unalaska, AK-- 11  
 774. 1889 -- Feb 22, Nova Scotia bark *Josie Troop* wrecks at Chicamacomico, NC -- 11  
 775. 1889 -- Mar 02, SF whaling schooner *James A Hamilton* departs San Francisco for AK, lost-- 21  
 776. 1889 -- Mar 02, SF CA sealing schooner *Otter* leaves San Francisco for AK, lost -- 23  
 777. 1889 -- Mar 16, Portland, ME bark *E.L. Pettengill*, wrecks, Chesapeake Bay -- 14  
 778. 1889 -- Mar 26~, Gloucester fishing schooner *Shiloh* reported run down off Cape Cod-- 14  
 779. 1889 -- Apr 06, nor'easter, DE/MD/VA/NC, Chesapeake Bay, many vessels lost --25-37  
 780. 1889 -- May 13, sidewheel steamer *Alaskan* founders, storm, off Cape Blanco, OR --28-30  
 781. 1889 -- Oct 03, steamer *Corona* boiler explos., Mississippi River, False River, LA --38-46  
 782. 1889 -- Nov 20, stmr. *Manhattan* sinks, collision, sch. *Agnes Manning*, off Fenwick Isl., DE--12
783. 1890 -- Jan 9~, Gloucester, MA fishing schooner *Alice M. Strople* lost GB Gale? -- 14  
 784. 1890 -- Jan 23, bark *Nellie May* (Port Madison WA for SF CA) lost, gale? off Cape Flattery WA--13  
 785. 1890 -- Mar-Apr, Gloucester, MA fishing schooner *William W. Rice* lost, Iceland trip-- 16  
 786. 1890 -- Apr 26, SF CA ship *Oneida* strands, Oneida Rock, off Sanak Island SW, AK-- 77  
 787. 1890 -- July 13, steamer *Sea Wing* capsizes in storm, MS River, Lake Pepin, MN -- 98  
 788. 1890 -- Aug 6, Boston schnr. *Magellan*, sunk by the *St. Mary* near Falkland Islands --20-22  
 789. 1890 -- Nov 05, 8, schnrs. *Lillie Amoit & John D. Miner* collide, Menominee Hbr., MI-- 25  
 790. 1890 -- Nov 24, NY steam-yacht *F.L. Norton*, leaves New London for France, lost -- 10  
 791. 1890 -- Nov 27, steamer *T. P. Leathers* burns, Mississippi River, Point Breeze, MS --17-19
792. 1891 -- Jan-Feb?, Gloucester, MA fishing schooner, *Veteran* lost, Georges trip -- 12  
 793. 1891 -- Feb 21, ship *Elizabeth*, NYC to SF, grounds, Tenn. Cove, Marin Co. CA --17-20  
 794. 1891 -- Feb 26, gale, craft lost, lower James Ri. ~Warwick Ri. mouth, Newport News, VA--20-24  
 795. 1891 -- Mar 24, steamer *Strathairly* grounds at Chicamacomico, NC -- 19  
 796. 1891 -- Aug 12, storm, barge *Republic* deck falls, Cold Spring Harbor, L.I., NY --13-16  
 797. 1891 -- Sep, gale, Beverly, MA fishing schnr. *Albert Woodbury* lost ~Nova Scotia --11-12  
 798. 1891 -- Sep, Portland ME fishing schooner *City Point* lost, Le Havre Banks trip --12-14  
 799. 1891 -- Sep-Oct, Gloucester, MA fishing schooner *Percy* lost, Georges Bank trip -- 12  
 800. 1891 -- Oct, MA fishing schooner, *Hattie N. Reed*, lost at sea -- 15  
 801. 1891 -- Oct 22, gale, fishing schooner *Red Wing* breaks in surf, ~Indian Riv. Inlet, DE-- 6  
 802. 1891 -- Oct 29, stmr. *Oliver Beirne* fire, MS Riv., Millikens Bend, ~Vicksburg MS --15-19
803. 1892 -- Feb 02, SF, CA whaling bark *Tamerlane* strands on rocks, Puna Island, HI --18-19  
 804. 1892 -- Feb 19-Mar 02~, gale, schnr. *Tecumseh* strands, Fenwick Isl. Shoals, MD --10-11  
 805. 1892 -- Apr 19-May 10, Victoria schooner *Lottie* capsizes, west of Tillamook Bay, OR--31-32

806. 1892 -- June 13, munitions explosion, USS *Boston*, Mare Island Navy Yard, CA<sup>1676</sup> --14-16  
 807. 1892 -- July 12, storm, steamer *Frankie Folsom* capsizes, Illinois River, Peoria, IL -- 12  
 808. 1892 -- Aug 26, ship *William A. Campbell*, out of Port Townsend, WA sinks, storm --11-14  
 809. 1892 -- Aug 30, freighter *Western Reserve* sinks, storm off Sable Banks ~Deer Park, MI-26  
 810. 1892 -- Oct 4, Cleveland steam-barge *Nashua* sinks, Lake Huron gale, off Bayfield, Ont.--14  
 811. 1892 -- Oct 06, LA CA whaling bark *Helen Mar* crushed by icebergs, Chukchi Sea, AK--27  
 812. 1892 -- Oct 28, steamer *W.H. Gilcher* sinks, Lake Mich. storm, ~Manitou Isl. MI --17-21

**MARITIME** Events – **Master Set**--Deadliest American-- **CHRONOLOGICAL** (continued):

813. 1893 -- Jan 29, American bark *Cowlitz* left Port Gamble, WA for SF, never seen again-- 14  
 814. 1893 -- Mar 21, SF CS seal schooner *Helen Blum* last seen, Shumagin Isles. vic., AK-- 26  
 815. 1893 -- May 07, steamer *Ohio* steam flue bursts, Miss. River near Wolf Island, MS -- 13  
 816. 1893 -- Aug, Gloucester, MA fishing schooner *Pioneer* lost, Georges Bank trip -- 12  
     1893 -- Aug 03, steamer *Rachel* Sinks, Lake George, ~Fourteen Mile Island Hotel, NY-- 9  
 817. 1893 -- Aug 24, schooner *Empire State* sinks, storm, off Barnegat, NY -- 10  
 818. 1893 -- Aug 24, tugboat *Panther* sinks, storm, SE coast Long Island, NY -- 17  
 819. 1893 -- Oct 01-02, Hurricane Cheniere Caminanda, Gulf Coast, LA, MS, AL<sup>1677</sup> --123-127  
 820. 1893 -- Oct 3, schmr. *Mary Brown* leaves Sand Point, AK for SF CA; wreck found ~Kennedy Isl., BC~14  
 821. 1893 -- Oct 13-14, Great Lakes storm, esp. *Dean Richmond*, *Wocoken*, others, lost --57-68  
     -- 2 *Annie Sherwood* schooner Lake Superior  
     -- ?5 *Aunt Ruth* schooner Lake Huron (not certain loss)  
     -- 7-8 *C. B. Benson* schooner, Oct 13, Lake Erie, off Port Colborne, Can  
     --15-23 *Dean Richmond* propeller freighter Lake Erie, off Dunkirk, NY  
     -- 6 *Minnehaha* schooner Lake Michigan  
     -- 6-7 *Riverside* schooner Lake Erie  
     -- 1 *Volunteer* schooner Lake Huron  
     --13-14 *Wocoken* freighter Lake Erie, off Dunkirk, NY  
     -- 3 unnamed small boat Lake Erie, off Dunkirk, NY  
     -- 4 New York mainland  
 822. 1893 -- Oct 13-14, Great Lakes storm, *Dean Richmond*, *Wocoken*, others, lost --65-73  
 823. 1893 -- Nov 07, *Albany* & *Philadelphia* collide, fog, Lake Huron ~Pointe aux Barques, MI--24  
 824. 1893 -- Dec 05, storm, British ship *Jason* strands off Pamet Riv., Truro, Cape Cod MA-- 26  
 825. 1893 -- Dec 15, schooner *Mascot* leaves SF, CA homeport, sealing trip, lost at sea -- 17  
 826. 1894 -- Jan 12-13~, Gloucester fishing schmr. *Edwards*, *Flash*, *Henrietta* lost, gale -- 26  
 827. 1894 -- Mar 12-Jun~, Gloucester fishing schmr. *Ambrose H. Knight* lost, Iceland trip-- 16  
 828. 1894 -- Apr, Gloucester, MA fishing schooner *Martha and Susan* lost, Georges trip -- 13  
 829. 1894 -- Apr 10, schooners *Albert W. Smith* and *Kate Markee* wrecked, NJ coast -- 16  
 830. 1894 -- May 11, SF, Cal. whaling bark *James Allen* hits rock/sinks, Amlia Island, AK-- 25  
 831. 1894 -- May 15-18, Great Lakes storm, esp. Lake Michigan, 23-28 ships founder --27-35

<sup>1676</sup> Cross-listed in Explosions.

<sup>1677</sup> This is a subset of 1,700-2,000 cross-listed hurricane fatalities, and is a minimum representation of maritime, especially fishing craft, losses, which is a tally of craft identified by name and numbers of crew lost.

832. 1894 -- June 24, overloaded (NY excursionists) tug *James D. Nicol*, sinks, Sandy Hook, NJ-- ≥35  
 833. 1894 --~Sep 30, American ship *Ivanhoe* from Seattle lost in storm off Columbia Riv.?, WA-- 23  
 834. 1894 -- Oct 25, last comm. from WA seal schooner *George R. White*, Unalaska, AK-- 15  
 835. 1894 -- Dec 7-8, steamer *Keweenaw* lost in gale, Pacific, Cape Flattery WA vicinity --29-31  
 836. 1894 -- Dec 7-8, steamer *Montserrat* lost in gale, Pacific, Cape Flattery, WA vicinity-- 29

**MARITIME** Events – **Master Set** -- **CHRONOLOGICAL** (continued):

837. 1895 -- Jan 21, steamer *Chicora* founders, Lake Mich. storm, ~off South Haven, MI--24-26  
 838. 1895 -- Jan 26, barges towed by *Sea King* founder, storm, off Point Judith, RI -- 12  
 839. 1895 -- Feb 09, Gloucester schooner *Clara F. Friend* strands, Eastern Head, N.S. -- 12  
 840. 1895 -- Mar 08, fog, stmr. *Longfellow* hits C&O bridge pier/sinks, OH Riv., Cincinnati, OH--11-13  
 841. 1895 -- Apr 14, BC Can. sealing schnr. *Walter A Earle* capsizes, storm, off Cape St. Elias, AK- 32  
 842. 1895 -- Apr 22, storm, Rappahannock River, Middlesex Co., Burham's Wharf, VA -- 10  
 843. 1895 -- Apr 24, SF, CA seal/fishing schooner *C G White* grounds/storm, Trinity Isl. reefs, AK--11  
 844. 1895 -- May 27, *Colima* (SF, CA) founders, storm, off Manzanilla, Mexico -- 153  
 845. 1895 -- Nov 23-Dec, Gloucester fishing schooner *Falcon* lost, Georges Bank trip -- 11
846. 1896 -- Mar 08, Seattle schooner *Lincoln* departs for Kodiak, AK, lost, storm, Pacific--25-43  
 847. 1896 -- Apr 25, SF seal schooner *Edward E Webster* departs Kodiak, lost, snow squall, AK--29  
 848. 1896 -- May 10, *Harry Brown* boiler explosion, Miss. River ~Ursina Landing, MS -- 10  
 849. 1896 -- Oct 14, NY fishing smack *W.W. Story* last seen off Absecon, NJ -- 11  
 850. 1896 -- Oct 20, steamer *Arago* snags/sinks, Mouth of Coos Bay, OR -- 13
851. 1897 --Aug 12, whaler *Navarch* caught in ice, abandoned off Blossom Shoals, AK --13-16  
 852. 1897 -- Nov 05, NY freighter *Idaho* sinks, Lake Erie Storm, off Long Point, Ontario-- 19  
 853. 1897 -- Nov 25, Provincetown, MA sch. *Susan R. Stone* sails for West. Bank, lost -- 19
854. 1898 -- Jan 31-Feb 01, storm, maritime fatalities, MA coast, esp. Gloucester area --17-35  
 855. 1898 -- Feb 05, gale, Seattle schnr. *Clara Nevada* grounds/sinks ~Eldred Rock, AK -82-104  
 856. 1898 -- Feb 15, *USS Maine* explosion, Havana Harbor, Cuba --260-268  
 857. 1898 -- Mar 20/21, bark *Helen W. Almy* capsizes in gale near Point Bonita, CA --40-41  
 858. 1898 -- May 22, squall, Seattle schooner *Jane Gray* takes on water/sinks W of Cape Flattery, WA-34  
 859. 1898 -- June 28, storm, steamer *Jessie V.* swamped, Kuskokwim River mouth, AK -- 18  
 860. 1898 -- Aug 02, hurricane, tugboat *Nimrod* capsizes, crew lost, off Cape San Blass, FL-- 12  
 861. 1898 -- Nov 17, clipper *Atalanta* grounds on reef near Seal Rocks north of Alsea, OR-- 23  
 862. 1898 -- Nov 26-27, Portland Gale, NY, MA, ME maritime, esp. MA, esp. *Portland*<sup>1678</sup>~337  
     -- all 12 schooner *Abel E Babcock* sinks near Gloucester, MA  
     -- 16 steamer *Pentagoet*, off Cape Cod.  
     --all 193 side-wheel steamer, *SS Portland*, off Cape Cod.  
     -- 15 *F. R. Walker*, fishing schooner, off Cape Cod.
863. 1899 -- Jan 14/15, sailing ship *Andelana* sinks while moored at Tacoma, WA --17-20  
 864. 1899 -- Feb 14~, Gloucester MA Schooner *A.M. Burnham* lost on Brown's Bank -- 12  
 865. 1899 -- Mar 07, Steamer *James Bowen* Founders off Hog Island, VA -- 10

<sup>1678</sup> Six of these deaths were land-based.

866. 1899 -- Apr 04, *Chilkat* Wrecks in “Heavy Sea,” Humboldt Bay Bar, CA -- 10  
 867. 1899 -- Apr 22, lifeboat from foundered stmr. *General Whitney* capsizes ~Cape Canaveral, FL--12  
 868. 1899 -- Oct 30, Steamer *George L. Colwell* Founders, Gale off Coast of SC -- 12  
 869. 1899 -- Dec 05, Freighter *Niagara* sinks, Lake Erie Storm, 10m E of Long Pt. Ontario-- 12  
 870. 1899 -- Dec 24, British freighter *Ariosto* strands, lifeboat drownings, Ocracoke, NC -- 21

**MARITIME** Events – **Master Set** -- **Deadliest American** – **CHRONOLOGICAL**, continued:

871. 1900 -- June 30, North German Lloyd Line fire, piers and ships, Hoboken, NJ --325-400  
 -- 9 *Bremen* (crew). Hoboken Historical Museum.  
 -- 44 *Main*. Hoboken Historical Museum. CD-ROM: The 1900 Hoboken Pier Fire.  
 -- 99 *Saale*. Eastlake, Russell, Sharpe. *World Disasters*. “Saale, New York.” 2001, p. 30.  
 --173 “...on the piers.” Hoboken Historical Museum.
872. 1900 -- Aug 2-3, storm, steamers *Merwin*, *Resolute* and *Dollar* “wreck,” AK -- 15  
 873. 1900 -- Aug 7, storm, maritime losses, Nome vicinity, AK -- 38  
 874. 1900 -- Sep 12, freighter *John B. Lyon* sinks, Lake Erie storm, off Ashtabula, OH -- 11  
 875. 1900 -- Sep 12-13, southeaster gale, off-shore Natives in boats, inshore, Nome AK<sup>1679</sup> >100  
 876. 1900 -- Sep 14, Gloucester, MA fishing schooner *Sigfrid* sails for Quero Bank, lost -- 13
877. 1901 -- Jan 22, Gloucester, MA schooner *Commonwealth* sails for Georges Bank, lost-- 14  
 878. 1901 -- Feb 22, *City of Rio de Janeiro* grounds/sinks, fog, Fort Point, SF Bay CA<sup>1680</sup>--127-131  
 879. 1901 -- May 12, *City of Paducah* snags/sinks, MS Ri., ~Brunkhorst Landing, IL --15-27  
 880. 1901 -- May 24, Lake Huron storm, steamer *Baltimore* sinks off Au Sable Pt., MI --12-13  
 881. 1901 -- Aug 15, Can. steamer *Islander* hits iceberg/sinks off Douglas Isl. ~Juneau, AK --42-53  
 882. 1901 -- Aug 19, steamer *City of Golconda* turtles, windstorm, OH River ~Paducah, KY --15-22  
 883. 1901 -- Aug 28, *City of Trenton*, Boiler Explodes, Delaware River, ~Torresdale, PA--26-28  
 884. 1901 -- Sep 16, Gloucester, MA Schooner *Lolanthe* departs for cod fishing trip, lost-- 14  
 885. 1901 -- Sep 16, steamer *Hudson* sinks, Lake Superior gale ~8m off Eagle River, MI --24-25  
 886. 1901 -- Dec 2, steamer *Matteawan* leaves Nanaimo, BC for San Fran., CA, lost in gale-- 33
887. 1902 -- Jan 02, steamer *Walla Walla* hit by bark *Max*, 9m off Cape Mendocino, CA --36-43  
 888. 1902 -- Jan 25, Gloucester, MA fishing schooner *Alva* sails for Georges Bank, Lost -- 17  
 889. 1902 -- Feb 02, *Belle of Oregon*, *Antelope*, *Mystic Bell* lost, near Fire Island, NY -- 13  
 890. 1902 -- Mar 12, steamer *Providence* grounds in storm, Davis Bend, LA -- 19  
 891. 1902 -- Mar 17, Monomoy Station lifeboat capsizes off Monomoy Pt. Chatham, MA-- 12  
 892. 1902 -- Apr 20, steamer *City of Pittsburg* fire, Ohio River near Ogden’s Landing, KY-- ~64  
 893. 1902 -- July 17, sudden squall, excursion party boat capsizes near Appledore Is. ME-- 14  
 894. 1902 -- Oct 13, storm, *C.B. Lockwood*, lifeboat lost, Lake Erie, off Fairport Harbor, OH-- 10  
 895. 1902 -- Nov 23, MI freighter *Silvanus J. Macy* sinks, Lake Erie storm, off Port Burwell, Ont.-13-14  
 896. 1902 -- Dec 03, ship *Progreso* fuel tank explosion, Fulton Shipyard, San Fran., CA -- 12  
 897. 1902 -- Dec 05, schooner *Wesley M. Oler* founders off Hatteras Inlet, NC -- 10  
 898. 1902 -- Dec 17, schooners *Louise B. Crary*/*Frank A. Palmer* collide, Gloucester MA-- 11

<sup>1679</sup> A hurricane-like southeaster gale which produced a storm surge into Nome and high waves destroying buildings along waterfront. We have seen reference to 18-19 specific deaths at Nome, mostly drowning. Cross-listing in Maritime in that over 100 Natives were reported drowned trying to cross from Kings Island to mainland in umiaks.

<sup>1680</sup> Cross listed in Fog as Contributing Factor.

899. 1902 -- Dec 17, last sighting, Gloucester fishing sch. *Annie Wesley*, off Sable Island-- 14  
 900. 1902 -- Dec 21, last sighting of American ship *Florence*, Tacoma, WA for Honolulu-- ~15

**MARITIME Events – Master Set--Deadliest American-- CHRONOLOGICAL (continued):**

901. 1903 -- Jan 2, bark *Prince Arthur* grounds/breaks on rocks 12m so. of Ozette Riv., WA-- 18  
 902. 1903 -- Feb 17, steamer *Olive* sunk, tornado, Chowan Riv., Woodley's Pier, NC<sup>1681</sup> --14-18  
 903. 1903 -- Mar 07, ferryboat capsizes, Hudson River, Spier falls ~Glens falls, NY --17-19  
 904. 1903 -- May 5, fog, Gloucester, MA fishing Sch. *Gloriana* grounds, White Point, NS<sup>1682</sup> 15  
 905. 1903 -- May 5, fog, steamer *Saginaw* sinks, liner *Hamilton* collis. ~Hog Island, VA<sup>1683</sup> --15  
 906. 1903 -- Aug, hurricane, steamer *George W. Kelley* lost, Caribbean, for New Orleans-- 19  
 1903 -- Sep 11, hurricane, British steamer *Inchulva* grounds/breaks-up, Delray Beach FL-9  
 1488. 1903 -- Sep 14-17, Atlantic Coast Hurricane, CT DE ME/16 NJ/32 NC/16 VA/30 --102-103  
 -- 2 *M. A. Baston*, fishing smack, Fulton Market fishing fleet, NYC.  
 -- 30 *Beatrice*. Fishing schooner lost several miles off Chincoteague, VA.  
 -- 20 *Edith J. Peterson* fishing schooner lost Five Fathom Bank, NJ.  
 -- 3 *Ester Anita*. Fishing smack of the Fulton Market fishing fleet, NYC.  
 -- 1 *Geneva Mertis*, fishing smack out of NYC; Portuguese sailor.  
 --14-15 *George F. Edmunds*. Gloucester schooner wrecked Pemaquid Rocks, ME  
 -- 5 *Hattie A. Marsh* schooner (off Delaware Breakwater, Breakwater, DE)  
 -- 16 *Mexicano*, British tanker foundered to the north of Cape Hatteras.  
 -- 5 *Red Dragon*. Yacht out of Atlantic City lost off Long Beach NJ.  
 -- 1 *Sadie and Lillie* two-masted coaster wrecked off Pemaquid, ME.  
 -- 5 *Spartan*, schooner. Cause not noted. Brandywine Shoal [NJ], Del. Bay.  
 907. 1903 -- Oct 3, steamer *Erie L. Hackley* sinks, Lake MI storm, Green Bay ~Green Isl., WI--11  
 908. 1903 -- Oct 19, steamer *South Portland* grounds, Cape Blanco, OR -- 19  
 909. 1903 -- Nov 02, storm, WA steamer *Discovery* founders, off Lituya Bay, SE coast AK--26-30  
 910. 1904 -- Jan 8/9, storm, steamer *Clallam* floods/sinks, Strait of San Juan de Fuca/east, WA--56  
 911. 1904 -- Feb 27, steamship *Queen* fire/drownings, off coast of OR -- 14  
 912. 1904 -- Apr 13, battleship *Missouri* magazine explosion, off Pensacola, FL<sup>1684</sup> --32-34  
 913. 1904 -- May 26, tow *Fred Wilson* boiler explosion, West Louisville, KY -- 11  
 914. 1904 -- June 15, fire, *General Slocum* excursion steamer, East River, NYC, NY--957-1,031  
 915. 1904 -- Dec 07, SF CA fishing schr. *Pearl* departs; wreck found Mar 7 ~Sanak Isl., AK--36  
 916. 1905 -- Jan 03, towboat *Defender* boiler explosion, OH River, near Huntington, WV-- 9-20  
 917. 1905 -- July 07, drownings at log jam, Chippewa River, Little falls Dam, WI -- 11  
 918. 1905 -- July 21, USS *Bennington* Gunboat Boiler Explosion, San Diego, CA --60-65  
 919. 1905 -- Aug 28, steam freighter *Peconic* founders in gale, Atlantic, off Fernandina, FL-- 20  
 920. 1905 -- Sep 2-3, *Iosco & Olive-Jeanette* sink, Lake Sup. storm, E of Keweenaw Pen., MI--26  
 921. 1905 -- Oct 19/20, Great Lakes storm, at least 27 wood vessels lost, esp. *Kaliyuga* -- ≥44  
 -- 5 *Emma L. Neilsen*, schooner, stranded, Presque Isle Bay, MI, Lake Huron.

<sup>1681</sup> Cross-listed in Tornadoes.

<sup>1682</sup> Cross-listed in Fog as a Contributing Factor.

<sup>1683</sup> Cross-listed in Fog as a Contributing Factor.

<sup>1684</sup> Cross-listed under Explosions.

- 2 *John V. Jones*, schooner, Lake Michigan.
  - 1 *Joseph S. Fay*, steamer, near Rogers City, MI, Lake Huron.
  - 17 *Kaliyuga*, steamer, lost, last seen 5m off Presque Isle, MI, Lake Huron.
  - 9 *Minnedosa*, schooner (Canadian), foundered off Harbor Beach, MI. L. Huron.
  - 2 *Sarah E. Sheldon*, schooner, off Loraine near Lincoln, OH, Lake Erie.
  - 8 *Tasmania*, schooner-berge, foundered, SW Shoal, Pelee Island, Lake Erie.
922. 1905 -- Nov 13~, storm, WA fish schnr. *Nellie Coleman* lost off Cape Yakataga, AK -- ≥30
923. 1905 -- Nov 28, freighter *Ira H. Owen* sinks, Lake Superior storm, ~Outer Island, WI-- 19
924. 1905 -- Nov 27-29, Lake Sup. storm, *Mataafa*/9 *Edenborn*/1 *Lafayette*/1 wreck ~Duluth MN-- 11

**MARITIME** Events – **Master Set** -- **CHRONOLOGICAL** (continued):

925. 1906 -- Jan 13, schooner *Robert H. Stevenson* grounds, Diamond Shoals, NC -- 12
926. 1906 -- Jan 22, storm, liner SS *Valencia* grounds/sinks, so. side Vancouver Island, BC~136
927. 1906 -- Feb 24, SF CA steamer *Centennial* departs Hakodate, Japan for San Fran., lost-- 38
928. 1906 -- Apr 06, last sighting, bark *Nicholas Thayer*, heavy gale off Seal Rocks AK --10-16
929. 1906 -- Apr 13, battleship USS *Kearsarge* turret powder fire off Cape Cruz Cuba -- 10
- 1906 -- June 11, gasoline steamer *Corinthian* grounds, Humboldt Bar, CA<sup>1685</sup> -- 2
930. 1906 -- July 29, capsizing of gas sloop *Nora* (9) & gas launch *Alva B.* (1), Anglesea, NJ-- 10
931. 1906 -- Sep 26-26, Gulf Coast hurricane, lives lost on ≥6 schooners, AL, FL, MS -- 15
932. 1906 -- Oct 18, sidewheel steamer *St. Lucie* founders, hurricane, Elliot Key, FL<sup>1686</sup> -- 21
933. 1906 -- Nov 18, steamers *Dix* and *Jeanie* collide, *Dix* sinks, Puget Sound, WA --42-45
934. 1906 -- Nov 21-22, Great Lakes storm, U.S. and Canadian losses (esp. maritime) --38-39
935. 1906 -- Dec 19, steamer *W.T. Scovell* boiler explodes, ~Vicksburg, Gold Dust Lndg. LA--13-16
936. 1907 -- Feb 11, sidewheel steamer *Larchmont* hit by schooner, sinks off Block Harbor, RI-- 133-183
937. 1907 -- Feb 22, steamer *Marion* burns, Wadmalaw Sound, Hart's Landing, SC --12-24
938. 1907 -- Apr ?, schooner *Argo* strands/breaks-up on Lake MI beach near Manistee, MI-- 14
939. 1907 -- Apr 2/3, ship *Arthur Sewall* lost at sea after sailing from Philadelphia, PA -- 28
940. 1907 -- Apr 10, bark *Adolph Obrig* lost after sailing from NYC, NY -- 18
941. 1907 -- Apr 13-14, steam barge *Arcadia* sinks, Lake Michigan, off Big Sable, MI --11-14
942. 1907 -- June 11, battleship *Minnesota* launch run-down, Hampton Roads, VA -- 11
943. 1907 -- July 15, USS *Georgia* gun turret powder explosion off Cape Cod, MA -- 10
944. 1907 -- July 21, liner *Columbia* hit by sch. *San Pedro*, fog, sinks ~Shelter Cove, no. CA--80-88
945. 1907 -- Oct 22, Gloucester, MA fishing sch. *Clara G. Silva* loses five dories, storm -- 10
946. 1907 -- Oct 11, freighter *Cyprus* sinks, Lake Superior storm, 19m off Deer Park, MI--21-22
947. 1907 -- Nov 24, last contact with ship *Bangalore*, Norfolk VA to Honolulu, HI -- 21
948. 1908 -- Jan/Feb, Gloucester fishing schooner *Northern Eagle*, lost, Gulf of Mexico -- 9-10
949. 1908 -- Jan 8, SF schnr. *John F. Miller* grounds, gale, East Anchor Cove, Unimak Isl., AK-- 10
950. 1908 -- Jan ~23, steamer *Bluefields* founders, storm off Cape Hatteras, NC -- 18

<sup>1685</sup> Noted herein only because there are reports to be found noting that all twelve of the crew lost their lives. One such source is the US Bureau of Navigation *List of Merchant Vessels of the United States for the Year Ending June 30, 1906*. A multi-page report on this loss in the U.S. Life-Saving Service report for the fiscal year, and newspaper accounts, make it clear, however, that two lives were lost and ten saved themselves or were rescued.

<sup>1686</sup> 164 deaths are attributed in total to the Oct 18-21, 1906 Florida Keys Hurricane.

951. 1908 -- Feb 14, ship *Emily Reed* grounds, Nehalem Beach, OR -- 11  
 952. 1908 -- Apr 26, *Miriam* hit by "cyclone," Capsizes, Miss. River, ~Hardins Pt. AR -- 11  
 953. 1908 -- May 02, gale, stmr. *Minnie E. Kelton* floods/adrift/men washed off, Yaquina Head OR--11  
 954. 1908 -- May 26, Boston sch. *Fame*/UK steamer *Boston* collide, fog, Cashes Bank<sup>1687</sup>-- 18  
 955. 1908 -- July 24, bark *Auburndale* lost from Turks Island, Carib., to Philadelphia PA-- 10  
 956. 1908 -- Aug 27, last report from ship *Fort George*, NY, NY to Honolulu, HI -- 20  
 957. 1908 -- Sep 1, drownings, sloop capsizes in squall, Penobscot Bay off Deer Isle, ME-- 7  
 958. 1908 -- Sep 20, SF CA bark *Star of Bengal* grounds/wrecks, Coronation Island, AK--111-112  
 959. 1908 -- Nov 21, steamer *H.M. Carter* boiler explosion/fire, MS Riv., Bayou Goula, LA --10-11  
 960. 1908 -- Dec 01, steamer *D.M. Clemson* sinks, Lake Superior storm ~Whitefish Pt., MI-- 24  
 961. 1908 -- Dec 02, U.S. steamer *Soo City* lost in storm, Gulf of St. Lawrence -- 19

**MARITIME** Events – **Master Set** -- **CHRONOLOGICAL** (continued):

962. 1909 -- Jan 25, schooner *William C. Tanner* lost, Rockport, MA to Key West, FL -- 10  
 963. 1909 -- May 01-02, steamer *Adella Shores* sinks, Lake Superior gale, off Grand Isl., MI--14  
 964. 1909 -- May 18, drownings, overloaded launch sinks, OH River, ~Schoenville, PA --20-26  
 965. 1909 -- June 06, ship hits wharf, collapses, Mandeville, Lake Pontchartrain LA -- 11  
 966. 1909 -- July 12, Fog, SS *John B. Cowle* hit by *Scott*/sinks, Lake Superior off Whitefish Pt., MI<sup>1688</sup>-14  
 967. 1909 -- July 18, sloop *Roxana* capsizes, and other drownings, N. Y. Bay --19-22  
 968. 1909 -- Aug 18, Gloucester, MA schooner *Orinoco* capsizes, Sambro, Nova Scotia -- 11  
 969. 1909 -- Oct 11, tug *Sybil* wrecks, hurricane, off southern coast of FL -- 11  
 970. 1909 -- Dec 08, coal car ferry *Marquette & Bessemer No. 2* lost, Lake Erie storm --30-38  
 971. 1909 -- Dec 8, PA steamer *Clarion* fire, lifeboat loss, Lake Erie ~SE Shoal, Pt. Pelee, Can.--15  
 972. 1909 -- Dec 13, schr. *Governor Ames* wrecks, storm, Wimble Shoals, Cape Hat. NC--11-13  
 973. 1909 -- Dec 23, schooner *Susie M. Plummer* abandoned, Cape Flattery, WA -- 10  
 974. 1909 -- Dec 24, steamer *Columbia* Lost, out of NYC, NY to Port au Prince Haiti -- 11  
 975. 1909 -- Dec 26, snowstorm, schooner *Davis Palmer* founders off Boston Harbor, MA--12-14
976. 1910 -- Jan 12, steamer *Czarina*, hit by large wave, grounds on Coos Bay Bar, OR --22-24  
 977. 1910 -- Jan 22, schooner *Henry B. Fiske of Boston*, capsizes off Nantucket MA -- 8-10  
 978. 1910 -- Feb 06, US Navy tug *Nina* departs Norfolk, sinks in gale, Fenwick Isl. Shoals, DE--31-33  
 979. 1910 -- May 11, *City of Saltillo* grounds on rock, sinks, Glen Park, MO -- 12  
 980. 1910 -- May 23, *Frank H Goodyear* hit/sinks, Lake Huron, ~Pt. Aux Barques MI -- 23  
 981. 1910 -- May 23, fog, *Frank H. Goodyear* hit by *Wood*, sinks, Lake Huron ~Pt. Aux Barques MI-17-19  
 982. 1910 -- Oct 1, battleship *New Hampshire* launch capsizes, Hudson River, NY --23-31  
 983. 1910 -- Oct 11-14, steamship *Arkadia* lost, New Orleans, LA to San Juan, P.R. -- 37
984. 1911 -- Jan 10, barges *Trevorton/Corbin/Pine Forest* wreck, Cape Cod, MA -- 17  
 985. 1911 -- Jan 21~, Gloucester Sch. *Ella M. Goodwin* departs Bay of Islands, NFL, lost-- 10  
 986. 1911 -- Jun 12, storm, fishing boats capsized, James River & Hampton Roads, VA -- 15  
 987. 1911 -- Jun 24, *City of St. Joseph*, flue collapse, Miss. River, Presidents Island, TN --20-22  
 988. 1911 -- July 07, steamer *Santa Rosa* grounds north of Point Arguello, CA -- 12  
 989. 1911 -- July 28, New England coastal storm, craft lost (esp. *Nokomis*), esp. MA -- 11

<sup>1687</sup> Cross listed in Fog as Contributing Factor.

<sup>1688</sup> Cross-listed in Fog as a contributing factor.



990. 1911 -- Aug 26, schooner *Margaret A. May* founders, Kiawah Island, SC -- 10  
 991. 1911 -- Nov 12, storm, steam barge lost off NY Harbor, NY -- 14

**MARITIME** Events – **Master Set** -- **CHRONOLOGICAL** (continued):

992. 1912 -- Feb 29, steamer *J.E. Trudeau* burns, Belle River, LA -- 10  
 993. 1912 -- Mar 15, Gloucester MA schooner *Patrician* founders, Jordan Bay, Nova Scotia--10  
 994. 1912 -- Apr 14, RMS *Titanic* hits iceberg/sinks (1,517 total fatalities<sup>1689</sup>) Atlantic -- 119  
 995. 1912 -- Nov 23, schooner *Rouse Simmons* sinks, Lake MI storm, 12m NE Two Rivers WI--17  
 996. 1912 -- Dec 15, schooner *S.O. Co. No. 87* Founders, Gulf of Mexico -- 10
997. 1913 -- Jan 1-25, steamer *El Dorado* lost, from Sparrow Point, MD to Galveston, TX-- 39  
 998. 1913 -- Jan 03, *Julia Luckenbach* collision in fog/sinks near Tangier Island, VA<sup>1690</sup> -- 16  
 999. 1913 -- Jan 07, *Rosecrans* grounds, storm, mouth Columbia Riv., Peacock Spit, OR --30-36  
 1000. 1913 -- Jan 09, *Jas. T. Staples* boiler explosion, Tombigbee River, near Mobile, AL --15-16  
 1001. 1913 -- Mar 07, harbor/ship (*Alum Chine*) dynamite explosion, Baltimore, MD<sup>1691</sup> -- 55  
 1002. 1913 -- Apr 06, grounded barque *Mimi* capsizes during salvage, Nehalem Spit, OR -- 18  
 1003. 1913 -- May 02, steamer *Concordia* hits RR bridge, sinks, Tensas River, Clayton, LA-- 22  
 1004. 1913 -- June 9, whaling steamer *A. T. Gifford* leaves New Bedford, MA, lost at sea -- 15  
 1005. 1913 -- June 28, raft ferry sinks, drownings, Kiskiminetas River, near Leechburg, PA-- 10  
 1006. 1913 -- Aug 17, SF steamer *State of California* hits rock/sinks, Gambier Bay, Admiralty Is. AK-31-32  
 1007. 1913 -- Nov 8-10, Great Lakes storm, esp. Lake Huron, 12 crews lost<sup>1692</sup>-US 172-192 of 254-277  
 1008. 1913 -- Dec 26, barges *A.G. Ropes & Undaunted* founder, off Barnegat, NJ -- 10
1009. 1914 -- Jan 04, steamer *Oklahoma* breaks-up/sinks/rough sea, off Sandy Hook, NJ --26-32  
 1010. 1914 -- Jan 30, steamers *Monroe & Nantucket* collide, fog off Hog Island, VA<sup>1693</sup> -- 41  
 1011. 1914 -- Apr 28, steamer *Benjamin Noble* sinks, Lake Superior gale, ~Knife Isl. MN--16-20  
 1012. 1914 -- May 11, steamer *Jefferson* boiler scalding, Norfolk, VA to NYC -- 11  
 1013. 1914 -- May ~15, steamer *F.J. Luckenbach*, FL to Baltimore, lost off coast of SC? -- 29  
 1014. 1914 -- July 4, gas launch *Superba/Superb* capsizes, storm, Lynn Canal ~Skagway, AK--15  
 1015. 1914 -- Aug 26, fog, steamers collide, *Admiral Sampson* sinks, Puget Sound, off Pt. No Pt., WA--12-16  
 1016. 1914 -- Sep 18, storm, steamer *Francis H. Leggett* founders, off Coast OR -- 65  
 1017. 1914 -- Oct 31, schooner *Lizzie Lee* leaves New Bedford MA for Cape Verde, lost -- 11  
 1018. 1914 -- Nov 19, storm, steamer *C.F. Curtis*/two barges sink near Grand Marais, MI--27-28  
 1019. 1914 -- Nov 23, steamer *Hanalei* grounds, Duxbury Reef, near San Francisco, CA -- 23
1020. 1915 -- Jan 24-5, schooner yacht *Idler* grounds, Diamond Shoals ~Cape Hatteras NC-12-15  
 1021. 1915 -- Mar 25, USN Submarine *Skate* (F-4) Sinks, near Honolulu Harbor, HI -- 21  
 1022. 1915 -- Apr 03, storm, *Cumberland*, 2 Barges Wreck, Cape Henlopen, DE -- 10  
 1023. 1915 -- Apr 03, steamer *Edward Luckenbach* Founders, False Capes, VA -- 15  
 1024. 1915 -- Apr 03, steamer *Prinz Maurits* wrecks, off Cape Hatteras, NC -- 49

<sup>1689</sup> Of the 1,517 fatalities, 119 were U.S. citizens. The Titanic was headed for New York. (J.R. Henderson)

<sup>1690</sup> Cross-listed in Fog as a Contributing Condition.

<sup>1691</sup> Cross-listed in Explosions.

<sup>1692</sup> Cross-listed in winter Storms (though technically late fall, the storm itself was winter snow and wind storm).

<sup>1693</sup> Cross-listed in Fog as a Contributing Condition.

1025. 1915 -- Apr 5, gale, schooner *John B. Manning* found bottom-up 20m N, Hatteras NC-- 10  
 1026. 1915 -- May 07, RMS *Lusitania* torpedoed, German submarine (1,198 killed)<sup>1694</sup> -- 128  
 1027. 1915 -- July 24, crowded steamer SS *Eastland* rolls-over at dock, Chicago, IL --812-844  
 1028. 1915 -- Aug 14-15, United Fruit Co. steamer *Marowijne* sinks, hurricane, Gulf of Mx.--87-98  
 1029. 1915 -- Aug 16-17, dredgeboat *Sam Houston* Grounds, Hurricane, Highland, TX<sup>1695</sup>-- 50  
 1030. 1915 -- Aug 16-17, U.S. dredger *San Bernardo* grounds, hurricane ~Galveston<sup>1696</sup> -- 19  
 1031. 1915 -- ~Aug 22, Boston schooner *Maude Palmer* sinks, Gulf of Mexico -- 11  
 1032. 1915 -- Nov 02, steamer *Santa Clara* grounds, unchartered shoal, Coos Bay Bar, OR--12-16  
 1033. 1915 -- Dec 23, NY steamer *Orleanian* leaves NYC for Malta, not heard from again-- 36

**MARITIME** Events – **Master Set** -- **CHRONOLOGICAL** (continued):

1034. 1916 -- freight steamer *Frederick* lost at sea, North Atlantic -- 33  
 1035. 1916 -- Jan 04, gas fumes explosion, oil tanker steamer *Aztec Norge*, Erie Basin, NY-- 13  
 1036. 1916 -- Jan 05, steamer *Kanawha* hits tower, storm, capsizes, OH Ri. ~Parkersburg, WV--16  
 1037. 1916 -- Jan 18, gale, Can. halibut trawler *Onward Ho* lost (icing capsized) ~Cape Fairweather AK-34  
 1038. 1916 -- Feb 02, steamer *Sam Brown* boiler explosion, Huntington, WV -- 11  
 1039. 1916 -- Apr 07, schooner *Bertha L. Barker* lost at sea, out of New York, NY -- 13  
 1040. 1916 -- May 08, freighter *Kirby* sinks, Lake Superior storm 8m no. of Eagle Harbor MI-20  
 1041. 1916 -- May 09, steamer *Roanoke* founders off Point Buchon, CA --45-47  
 1042. 1916 -- June 5, tornado, packet-boat *Eleanore* capsizes, MS River ~Memphis, TN --12-30  
 1043. 1916 -- July 14, *Ramos* founders, from Philly PA to Cartagena, Columbia -- 11  
 1044. 1916 -- July 17, steamer *C.W. Morse* leaves NY, NY, not heard from again -- 25  
 1045. 1916 -- Aug 16, cargo ship *Admiral Clark* founders, storm, off San Antonio, TX -- 20  
 1046. 1916 -- Aug 29, cruiser USS *Memphis* driven to shore by giant waves, Dom. Rep. -- 41  
 1047. 1916 -- Oct 20-21, *Merida, D.L. Flyer, James B. Colgate* sink in Lake Erie storm --54-59  
 1048. 1916 -- Dec 26, steamer *Maryland* lost, Atlantic, 300 miles off NY --26-34
1049. 1917 -- Mar 06, ship *Timandra* lost after leaving Norfolk, VA -- 19  
 1050. 1917 -- Mar 16, *Vigilancia* torpedoed by German Sub (NY to Archangel) -- 15  
 1051. 1917 -- Mar 21, steamer *Healdton* torpedoed, German submarine, North Sea<sup>1697</sup> -- 19  
 1489. 1917 -- Mar 29, small motor boat *Moxie* with young men capsizes off Winthrop, MA --all 13  
 1052. 1917 -- Apr 01, U.S. steamer *Aztec* hit by German torpedo, off France -- 29  
 1053. 1917 -- Jun 30, *Christopher Columbus* hits wharf/water-tank falls, Milwke. Riv. WI--15-18  
 1054. 1917 -- Sep 03, bark *Alice Knowles* founders 200 miles northeast of Bermuda -- 31  
 1055. 1917 -- Sep 05, whaling brig *Viola* sails, not seen again, out of New Bedford, MA -- 19  
 1056. 1917 -- Dec 08, *Eugene F. Moran* founders, storm, off Atlantic City, NJ -- 13  
 1057. 1917 -- Dec 17, USN sub *F-1* collides with *F-3*, sinks off Coast of San Diego, CA -- 19
1058. 1918 -- Feb 26, US Naval tug *Cherokee* founders in storm, Delaware Capes, DE -- 30  
 1059. 1918 -- Feb 28, American schooner *Americana* clears Columbia Riv. bar, lost at sea, Pacific--11  
 1060. 1918 -- Mar 09, last sighting, collier USS *Cyclops*, north of Virginia Capes, VA --290-324

<sup>1694</sup> Though a British boat, 128 U.S. citizens were killed; considered a disaster at the time.

<sup>1695</sup> Cross-listed in Hurricanes as a subset. There were 275-352 total fatalities.

<sup>1696</sup> Cross-listed in Hurricane as a maritime subset.

<sup>1697</sup> U.S. was not at war at the time. Congress declared war on April 6, 1917.

1061. 1918 -- Mar 19, tug *W.A. Bisso*, sinks in collision near New Orleans, LA -- 13  
 1062. 1918 -- Apr 05, ship *Avon* departs NY, NY, not heard from again, presumed lost -- 17  
 1063. 1918 -- May 01, steamship *City of Athens* sinks in collision off Coast of DE -- 67  
 1064. 1918 -- June 02, lifeboat from *Carolina* (sunk by U-151) capsizes, storm, off NJ -- 16  
 1065. 1918 -- July 03, whaler schooner *Pedro Varela* lost after departs New Bedford, MA-- 16  
 1066. 1918 -- July 05, steamer *Columbia* snags/sinks, fog, IL Riv., Wesley City, Pekin, IL-87-88  
 1067. 1918 -- Aug 27, USS *SC-209* Sub Chaser Sunk by USCG, so. of Long Island, NY --17-18  
 1068. 1918 -- Sep 17, storm, Cal. steamer *San Gabriel* founders off Cape Lucas, Mexico -- 20  
 1069. 1918 -- Sep 20-Oct 2, Navy transport *America*, influenza outbreak, Atlantic/France -- 55  
 1070. 1918 -- Sep 29-Oct, Navy transport *Leviathan*, influenza epidemic, Atlantic Ocean -- 91  
 1071. 1918 -- Oct (early) Navy transport *Siboney*, influenza epidemic, Atlantic Ocean -- 38  
 1072. 1918 -- Oct 03, *Lake City & James McGee* Collide, American Shoal Light, FL -- 30  
 1073. 1918 -- Oct 04, steamer *San Sabo* strikes mine, 15 miles SW of Barnegat, NJ<sup>1698</sup> -- 30  
 1074. 1918 -- Oct 4/5, collier USS *Herman Frasch* collision (*Henry*) ~Cape Sable NS --17-25  
 1075. 1918 -- Oct 16, steamer *Dumaru* hit by lightning, burns, Pacific, ~20 miles off Guam-- 18  
 1076. 1918 -- Oct 25, *Princess Sophia* (Can.) strands, Vanderbilt Reef ~Juneau AK<sup>1699</sup>--343-364  
 1077. 1918 -- fall/winter, cruiser *Pittsburgh*, influenza epidemic, Rio de Janeiro Brazil -- 58  
 1078. 1918 -- Dec 03, *Manola* founders, storm, Lake Ontario near Duck Island, Canada -- 11  
 1079. 1918 -- Dec 19, tanker *George Loomis* leaves SF CA for OR, sinks/storm, so. OR coast--18-19

**MARITIME** Events – **Master Set**--Deadliest American-- **CHRONOLOGICAL** (continued):

1080. 1919 -- Jan 10, steamer *Yuna* grounds, Mouchoir Bank, Bahamas -- 64  
 1081. 1919 -- Jan 15, whaling schooner *Ellen A. Swift* leaves New Bedford, MA, lost -- 14  
 1082. 1919 -- Mar ~28, Boston tug *Charles W. Parker, Jr*, Norfolk to Boston, storm/lost -- 17  
 1083. 1919 -- Apr 28 U.S. Navy launch hits log, capsizes, Hudson River, NY, NY -- 13  
 1084. 1919 -- May 23, steamer *Virginia* fire ~Potomac Riv. mouth, Chesapeake Bay, MD-- 6-15  
 1085. 1919 -- July 04, pleasure steamer *Reliance* snags and sinks, Lake Madison, SD --15-16  
 1086. 1919 -- July 25, Springfield Boys' Club boat capsizes, Big Pond, East Otis, MA -- 11  
 1087. 1919 -- Sep 9-10, hurricane, *Corydon*, *Grampus*, *Larimer*, *Lake Conway*, *Munisla* lost-127  
 1919 -- Sep 8, last communication, steam tanker *Larimer*, 8m south of Key West, FL<sup>1700</sup>-- 36  
 1919 -- Sep 9~, freighter *Lake Conway* lost, storm?, Atlantic/Gulf of Mexico --31-32  
 1919 -- Sep 9-10~, cargo steamer *Munisla* lost (hurricane?), Mobile, AL for Havana --28-30  
 1088. 1919 -- Sep 12, Spanish liner *Valbanera* sinks off Rebecca Shoal, Dry Tortugas, FL-- 488  
 1089. 1919 -- Oct 28, sidewheel *Muskegon* hits pier/sinks, Lake Michigan, Muskegon, MI --23-24  
 1090. 1919 -- Nov 07-9, Baltimore MD steamer *Polar Land* founders off Scatarie Isl. NS -- 51  
 1091. 1919 -- Nov 12-13, freighter *John Owen* sinks, Lake Superior storm, SE of Caribou Isl., MI-22  
 1092. 1919 -- Nov 19-Dec, Providence, RI schooner *T.W. Allan* founders, Bay of Fundy -- 26  
 1093. 1919 -- Nov 22, steamer *Myron* sinks, Lake Superior gale, off Whitefish Point, MI -- 16  
 1094. 1919 -- Dec 17, schooner *Sunbeam* wrecks (grounds), off Currituck, NC -- 18  
 1095. 1919 -- Dec 18, steamer *J.A. Chanslor* hits rocks in fog, sinks off Cape Blanco, OR--37-38  
 1096. 1919 -- Dec 26, schooner *Eleanor A. Percy* founders off coast of Ireland -- 13

<sup>1698</sup> Cross-listed in Violence-Attack.

<sup>1699</sup> Listed herein in that more than ten U.S. citizens died, as well as because the disaster was in U.S. territory.

<sup>1700</sup> Included, as well, in Sep 10-14. 1919 Hurricane.

**MARITIME** Events – **Master Set** -- **CHRONOLOGICAL** (continued):

1097.	1920 -- Jan 26, steamer <i>Mieler</i> sinks in storm off Coast of FL	-- 22
1098.	1920 -- Jan 29, steamer <i>Samuel Faunce</i> lost, Wilmington, NC to Key West FL <sup>1701</sup>	-- 13
1099.	1920 -- Feb 01, steamer <i>Fortune</i> lost off Jekyll Island, GA	-- 13
1100.	1920 -- Feb 06, steamer <i>Polias</i> , snowstorm, hits Old Cilley Ledge, Penobscot Bay, ME--	11
1101.	1920 -- Feb 19, schooner <i>Henry W. Cramp</i> lost, Norfolk VA to Dominican Rep.	-- 10
1102.	1920 -- Feb 29, steamer <i>Cubadist</i> lost from Cuba to Baltimore, MD	-- 37
1103.	1920 -- Apr 18, steamer <i>William O'Brien</i> out of NYC, lost in storm, Atlantic	-- 40
1104.	1920 -- Aug 20, freighters collide, <i>Superior City</i> explos./sinks, Lake Superior, Whitefish Bay, WI--	29
1105.	1920 -- Oct 29, schooner <i>Cape Fear &amp; City of Atlanta</i> collide, Narragansett Bay, RI--	19
1106.	1920 -- Nov 18, motorboat fire, lumbermen drownings, Chesuncook Lake, ME	-- 16
1107.	1920 -- Nov 26, gale, schooner-barge <i>W. J. Pirrie</i> driven onto rocks ~Cape Rock WA--	18-20
1108.	1921 -- Jan 20, steamer <i>Hewitt</i> lost, sailed from Sabine TX for Boston, MA	-- 42
1109.	1921 -- Jan 31, schooner <i>Carroll A. Deering</i> grounds, Diamond Shoals, NC	-- 11
1110.	1921 -- Feb 26, USN destroyer <i>Woolsey</i> hit by <i>Steel Inventor</i> , sinks, Panama	-- 16
1111.	1921 -- Mar 21, ocean-going tug USS <i>Conestoga</i> lost after leaving Mare Island, CA--	56
1112.	1921 -- Aug 06, fog, coastal passenger steamer <i>Alaska</i> grounds off Blunts Reef, CA--	42
1113.	1921 -- Oct 24, last comm. with oil tanker <i>Santa Rita</i> , New Orleans to Italy, lost	-- 35
1114.	1921 -- Oct 30, House of David schooner <i>Rosa Belle</i> founders, storm, mid-Lake MI--	11
1115.	1921 -- Oct 30, two Hilton Fishing Co. boats capsize, off Anglesea, NJ	-- 11
1116.	1921 -- Nov 21, tug <i>Sea Eagle</i> hit by large wave in storm, capsizes, ~Yaquina, OR	-- 9-10
1117.	1923 -- Feb 20, bark <i>Alta</i> sails from San Pedro, CA for Bellingham, WA, lost at sea--	15
1118.	1923 -- Apr 06, steamer <i>John Dwight</i> sinks, suspected rum runner, Vineyard Sound, MA--	8-10
1119.	1923 -- Sep 08, seven US Navy destroyers ground in fog, off Honda Point, CA	-- 23
	--20 USS <i>Young</i>	
	-- 3 Flagship USS <i>Delphy</i>	
1120.	1923 -- Dec 05, steamer <i>T.W. Lake</i> lost in storm, near San Juan Islands, WA	--13-14
1121.	1923 -- Dec 13, steam schooner <i>C.A. Smith</i> grounds, North Jetty, Coos Bay Harbor, OR	~10
1122.	1924 -- Mar 11, Ward Line steamer <i>Santiago</i> wrecks, off Hatteras, NC	--25-35
1123.	1924 -- Mar 11/12, Maine schooner <i>Wyoming</i> sinks, blizzard off Nantucket, MA	--13-18
1124.	1924 -- June 12, battleship USS <i>Mississippi</i> gun turret cordite fire off San Pedro CA--	48
1125.	1924 -- July 05, ship <i>Three Rivers</i> fire, Chesapeake Bay, Cove Point, MD	-- 10
1126.	1924 -- Aug 26~, three MA fishing schooners lost, probably in gale, Georges Bank	-- 17
1127.	1924 -- Sep 22, freighter <i>Clifton</i> sinks, Lake Huron storm, ~30m no. of Oscoda, MI--	27-30
1128.	1924 -- Oct 20, USS <i>Trenton</i> gun turret powder bag explosion, off Norfolk, VA	-- 14
1129.	1924 -- Nov 15, rum runner tug <i>William Maloney</i> founders, storm, Newport, RI	--11-12
1130.	1925 -- May 8, US steamer <i>M.E. Norman</i> capsizes/sinks, Miss. River, Coahoma, MS--	23
1131.	1925 -- June 28, Gloucester, MA fishing sch. <i>Rex</i> sunk by Liner off 200M E of N.S.--	15
1132.	1925 -- Aug 18, steamer <i>Mackinac</i> boiler explosion, Narragansett Bay, RI	--47-55
1133.	1925 -- Sep 25, Sub USS <i>S-51</i> hit by <i>City of Rome</i> , Sinks, Block Island, RI	-- 33

<sup>1701</sup> I assume that the *Fortune* and *Samuel Faunce* events refer to same event and that one of the sources is wrong.

1134. 1925 -- Nov 30-Dec 02, hurricane and maritime losses off east coast of FL -- 49  
 -- 6 Flagler Beach area. Rum running schooner from Bahamas grounds/breaks  
 --32 St. Augustine, ~35 miles off of; SS *Cotopaxi* founders  
 --11 Somewhere south of Savannah, heading south; Yacht *Miramar*

**MARITIME** Events – **Master Set** -- **CHRONOLOGICAL** (continued):

1135. 1926 -- Apr 08, tankers *Silvanus & Thomas H. Wheeler* collide, Pointe à la Hache, LA--35  
 1136. 1926 -- Apr 11, tanker *Gulf of Venezuela* explosion, Port Arthur, TX -- 26  
 1137. 1926 -- Nov 19, oil tanker *Mantilla* explos., Bethlehem Steel drydock, Sparrows Point, MD<sup>1702</sup>18  
 1138. 1926 -- Dec 20, motor launch *Linseed King* hits ice, sinks, Hudson River, NYC --35-58
1139. 1927 -- Jan 11, storm, collier *John Tracy* sinks off Highland Light, Truro, MA --26-27  
 1140. 1927 -- Apr 08, Gloucester, MA fishing schooner *Commonwealth* burns, N.S. coast-- 12  
 1141. 1927 -- July 08, boat with Miss. River flood evacuees overturns, Port Barre, LA -- 11  
 1142. 1927 -- July 28, passenger vessel *Favorite* sinks in storm, Chicago, IL -- 27  
 1143. 1927 -- Aug 24~, Gloucester, MA schooner *Columbia* lost, gale, off Sable Island, NS-- 23  
 1144. 1927 -- Oct 29, fishing sch. *Avalon* hit by steamer in fog, sinks off Highland Light, Cape Cod MA--11  
 1145. 1927 -- Dec 17, sub *USS S-4* struck by USCG *Paulding* near Provincetown, MA -- 40
1146. 1928 -- May 07, US Army dredge *Navesink* hits *Swinburne*, sinks ~Stapleton, NY --17-18  
 1147. 1928 -- Aug 09, *William A. McKenney*, storm and drownings, coast of CA -- 14  
 1148. 1928 -- Nov 13, UK *Vestris*, out of NYC with US passengers, sinks off VA Capes, VA--~111
1149. 1929 --~Jan 13 , fishing trawler *Seiner* lost, Georges Bank, out of New London, CT-- 21  
 1929 -- July 28, speedboats *Zipper* and *Miss Thriller* collide at night, W. Okoboji Lake, IA--9  
 1150. 1929 -- Aug 29, steamer *San Juan* hit by tanker *S.C.T. Dodd*, sinks ~Pigeon Pt., CA-75-78  
 1151. 1929 -- Sep 9, steamer *Andaste* sinks, Lake Michigan storm, 14m west off Holland, MI-25  
 1152. 1929 -- Oct 22, RR car carrier *Milwaukee* sinks, Lake MI storm ~7m NE Milwaukee WI-52  
 1153. 1929 -- Oct 29, steamer *Wisconsin* sinks, Lake Michigan storm, off Kenosha, WI -- ≥12  
 1154. 1929 -- Oct 31, fog, steamers collide, *Senator* sinks, Lake MI, off Port Washington, WI--7-10
1155. 1930 -- Jan 28, tug *Edgar F. Coney* sinks/storm, Gulf of Mex. ~70m off Sabine Pass TX--14  
 1156. 1930 -- Apr 24, Long Island Sound freighter *Thames* burns, near Captains Island, CT-- 16  
 1490. 1930 -- June 10, fog/collision/fire, *Fairfax*/oil tanker *Pinthis*/all 19, off Scituate MA<sup>1703</sup>-50  
 1157. 1930 -- July 29, OH sandsucker *George J. Whelan* capsizes/sinks/squall/cargo shift ~Dunkirk NY-15  
 1491. 1930 -- Sep 01, Seattle halibut schooner *Orient* hit by freighter ~Vancouver Isl., B.C.-- 10  
 1158. 1930 -- Sep 16/17, SF CA schooner *South Coast* sinks, OR Coast, ~Cape Blanco --18-19  
 1159. 1930 -- Nov 8, lumber steamer *Brooklyn* swamped by breakers, Humboldt Bar, Eureka, CA-18
1160. 1932 -- Feb 04, oil tanker *Bidwell* explosion,, Marcus Hook, PA -- 18  
 1161. 1932 -- Feb 05, Boston sch. *Eleanor Nickerson* hit/sinks off SE Cape Sable, N.S. -- 21  
 1162. 1932 -- Sep 09, explosion & fire, steam screw *Observation*, East River, NY -- 72  
 1163. 1932 -- Sep 27, OR steamer *Nevada* strands on rocks, Aleutian Island Amatignak, AK-- 34

<sup>1702</sup> Cross-listed in Explosions.

<sup>1703</sup> Cross-listed in Fog as Contributing Factor.

**MARITIME** Events – **Master Set** -- **CHRONOLOGICAL** (continued):

1164. 1933 -- Jan 24, storm, diesel *Umnak Native* strands, Umnak Isl., Inanudak Bay, AK--11-12
1165. 1934 -- June 12, tuna clipper *Belle Isle* sails from San Diego, CA, lost at sea -- 12
1166. 1934 -- Sep 08, *Morro Castle* ship fire, off Sea Girt, Monmouth County, NJ -- 134-135
1167. 1934 -- Nov 9, schooner *John R. Manta* lost after sailing from Providence, RI -- 31
1168. 1935 -- Jan 24, collision, liner *Mohawk* (sinks) & freighter *Talisman*, off Sea Girt, NJ-- 45
1169. 1936 -- Jan 12, freighter SS *Iowa* grounds/sinks, Columbia Riv. bar, Peacock Spit, WA-- 34
1170. 1936 -- June 19, outboard motor boat capsizes, children drown, Lake Gardner, ME -- 12
1171. 1936 -- Jul 29, barge *Material Service* sinks, Lake Mich. storm, off So. Chicago, IN<sup>1704</sup>-15
1172. 1936 -- Oct 17, Can. *Sand Merchant* sinks, Lake Erie storm, US water off Avon Pt., OH--19
1173. 1937 -- Jan 26, rescue barge capsizes during Ohio Flooding, Paducah, KY -- 14
1174. 1937 -- Jan 30, WPA worker barge sinks, Birds Point/New Madrid Spillway, MO --26-30
1175. 1937 -- Aug 30-Sep 1, tropical cyclone, freighter SS *Tarpon* sinks off Panama City, FL--18
1176. 1938 -- Sep 21, New England Hurricane, *Charles O. Carlson* (5), *Ocean View* (6)<sup>1705</sup>-- 12
1177. 1939 -- salmon fishing vessel *Oduna* (or *Oduno*) sinks off Noyes Island, AK -- 12
1178. 1939 -- May 23, submarine *Squalus* sinks in test dive 16 miles off Portsmouth, NH -- 26
1179. 1939 -- Sep 25, trop. storm, fishing boat *Lur/15*, *Spray/24* capsized, others, SoCal --44-48
1180. 1940 -- Nov 11-12, Armistice Day storm, Lake Michigan -- 66
- 24 *Anna C. Minch* (Canadian). Sank South of Pentwater, MI.
- 5 *Indian*, fishing boat, Lake Michigan, between Grand Haven and Holland, MI
- 2 *Novadoc* steamer grounds at Juniper Beach, Pentwater, MI.
- 3 *Richard H*, fishing boat, lost near Grand Haven MI on Lake Michigan
- 32 *William B. Davock*, bulk carrier, near Ludington, MI.
1181. 1941 -- Jan 21, sch. *Mary E. O'Hara* sinks; barge collision; Boston Harbor entrance, MA--18
1182. 1941 -- Mar 24, oil tanker *Cities Service Denver* explosion & fire, off NC/SC coast-- 20
1492. 1941 -- June 19, sub USS *0-9* (SS-70) sinks, 1<sup>st</sup> deep dive test off Isle of Shoals, NH-- 33
1183. 1941 -- June 29, cabin cruiser *Don* explodes and burns off Bailey Island, ME -- 37
1184. 1941 -- Aug 18, fire, Pier 27, spreads to freighter *Panuco*, burns/sinks, Brooklyn NY-34-35
1185. 1941 -- Oct 17, USS *Kearny* torpedoed by German submarine, off Iceland -- 11
1186. 1941 -- Oct 31, USN destroyer *Reuben James* sunk (prior to Pearl), U-boat, ~Iceland-- 115
1187. 1941 -- Dec 02, Amer. tanker *Astral* sunk by U-boat off coast of Lisbon, Portugal --all 37
1188. 1941 -- Dec 7, cargo ship *Cynthia Olson* sunk by Japanese sub, Pacific, btw. Tacoma & Honolulu-35
1189. 1941 -- Dec 10, freighter *Oregon* sinks, collision with USN ship off Nantucket MA-- 17

<sup>1704</sup> While South Chicago is in IL, starting about ½ mile off coast the water is in Indiana jurisdiction. The *Material Service* went down beyond ½ mile from the coast, thus in IN water. Lake County, IN, had local jurisdiction.

<sup>1705</sup> At least one other death at sea -- from a fishing boat which foundered off Block Island, R.I.

1190. 1941 -- Dec 19, US freighter *Prusa* sunk by Japanese sub ~150-300M so. of Honolulu-- 10

**MARITIME** Events -- **Master Set** -- **CHRONOLOGICAL** (continued):

1191. 1942 -- Jan 8, Army minelayer *General Richard Arnold* capsizes, storm off Isles of Shoals, NH--10  
1192. 1942 -- Jan 15, UK tanker *Coimbra* (out of Bayonne, NJ), torpedoed by U-boat 50M so. Shinnecock L.I., NY-36  
1193. 1942 -- Jan 18, tanker *Allan Jackson* sunk by U-boat ~60m east-ne, Diamond Shoals, NC- 22  
1194. 1942 -- Jan 18, US merchant stmr. *Frances Salman* sunk by U-boat off Cape Race, Nfld.--all 28  
1195. 1942 -- Jan 19, US freighter *City of Atlanta* sunk, U-boat ~10m off NC SE of Manteo-- 43  
1196. 1942 -- Jan 19, US freighter *Norvana* sunk by U-boat ~50m north of Cape Hatteras NC-29  
1197. 1942 -- Jan 24, US collier *Venore* sunk by U-boat ~20m southeast of Cape Hatteras, NC--17  
1198. 1942 -- Jan 24, USS *S-26* accidentally rammed/sunk by PC-460, Gulf of Panama -- 46  
1199. 1942 -- Jan 26, U.S. freighter *West Ivis* sunk by U-boat, off Cape Hatteras, NC -- 45
1200. 1942 -- Feb 02, US tanker *W.L. Steed* sunk, U-boat, ~90m off Delaware Riv. mouth, DE-- 34  
1201. 1942 -- Feb 04, US tanker *India Arrow* sunk by U-boat, ~20m SE of Cape May, NJ-- 26  
1202. 1942 -- Feb 06, US freighter *Major Wheeler* sunk by U-boat, ~130m off Cape Hatteras NC-35  
1203. 1942 -- Feb 18, USS *Truxtun & Pollux* ground/break, Lawn Pt. & Chambers Cove, NFLD-203-204  
1204. 1942 -- Feb 19, US tanker *Pan Massachusetts* sunk by U-boat ~20m off Cape Canaveral FL-20  
1205. 1942 -- Feb 20, US freighter *Lake Osweya* sunk by U-boat, Atlantic, off SW Nova Sc.--all 39  
1206. 1942 -- Feb 21, US freighter *Azalea City* sunk by U-boat ~125 miles SE of Ocean City, MD--38  
1207. 1942 -- Feb 22, US tanker *Cities Service Empire* sunk by U-boat off Cape Canaveral FL--14  
1208. 1942 -- Feb 22, US tanker *J.N. Pew* sunk by U-boat, Caribbean, ~225M west of Aruba--33  
1209. 1942 -- Feb 22, US tanker *W.D. Anderson* sunk by U-boat off Jupiter Island, FL -- 35  
1210. 1942 -- Feb 22, towboat *G. W. McBride* hits bridge pier, sinks, Ohio Riv., Cincinnati-- 16  
1211. 1942 -- Feb 24, US freighter *Norlavore* founders in storm off Cape Hatteras, NC --all 28  
1212. 1942 -- Feb 27, US tanker *R.P. Resor* sunk by U-boat ~20m east of Manasquan Inlet NJ--48
1213. 1942 -- Mar 05, US freighter *Mariana* sunk by U-boat ~30M no. of east Turks Isl. --all 36  
1214. 1942 -- Mar 06, US freighter *Steel Age* sunk by sub, S. Atlantic ~130m NE Paramaribo, Suriname-34  
1215. 1942 -- Mar 07, merchant marine *Independence Hall* hits reef/sinks off Sable Isl., NS-- 10  
1216. 1942 -- Mar 07, passenger freighter *Barbara* sunk by sub ~9M NNE of Tortuga Isl., Dom. Rep.-26  
1217. 1942 -- Mar 10, U.S. tanker *Gulftrade* sunk by U-boat 3m off Barnegat Light, NJ -- 18  
1218. 1942 -- Mar 11, freighter *Caribsea* (NYC homeport) sunk by U-boat off Cape Lookout NC--21  
1219. 1942 -- Mar 12, US freighter *Texan* sunk by U-boat off NE Cuba near Puerto Padre-- 10  
1220. 1942 -- Mar 12, US tanker *John D. Gill* torpedoed by U-boat, off Cape Fear, NC --19-23  
1221. 1942 -- Mar 13, US freighter *Colabee* U-boat torpedoed ~10M off Cape Guajaba, Cuba-25  
1222. 1942 -- Mar 14, US merchant vessel *Lemuel Burrows* torpedoed, off Atlantic City, NJ-- 20  
1223. 1942 -- Mar 17, US tanker *Acme* torpedoed by U-boat ~1m west Diamond Shoals Light, NC--11  
1224. 1942 -- Mar 19, US tanker *W.E. Hutton* sunk by torpedo, Atlantic, off Beaufort, NC-- 13  
1225. 1942 -- Mar 22, American tanker *Muskogee* sunk by U-boat, northeast of Bermuda --all 34  
1226. 1942 -- Mar 23, US tanker *Naeco* torpedoed btw. Cape Lookout & Wilmington, NC-- 24  
1227. 1942 -- Mar 26, tanker *Dixie Arrow* torpedoed, U-boat off Diamond Shoals Light, NC-- 11  
1228. 1942 -- Mar 29, passenger ship *City of New York* sunk, U-boat, ~40m off Cape Hatteras NC-14-26  
1229. 1942 -- Mar 31, tug *Menominee* shelled/sunk by U-boat ~9.5m off Metompkin Inlet, VA--16

**MARITIME** Events – **Master Set** -- **CHRONOLOGICAL** – continued:

1230. 1942 -- Apr 02, US freighter *David H Atwater* shelled/sunk, U-boat off Chincoteague Isl. VA-23-24  
1231. 1942 -- Apr 03, US freighter *Otho* sunk by U-boat ~200M east of Cape Henry, VA --31-32  
1232. 1942 -- Apr 05, US tanker *Byron D. Benson* sunk by U-boat 7.5M off Currituck Inlet, NC-10  
1233. 1942 -- Apr 08, US tanker *Oklahoma* sunk by U-boat ~10m off St. Simon's Island, GA- 19  
1234. 1942 -- Apr 09, US tanker *Eugene V.R. Thayer* shelled/sunk by sub ~20m off N. Brazil-- 11  
1235. 1942 -- Apr 10, US tanker *Gulfamerica* torpedoed by U-boat ~5M off Jacksonville, FL--19  
1236. 1942 -- Apr 11, tanker *Harry F. Sinclair Jr.* torpedoed by U-boat ~7M so. Cape Lookout, NC--10  
1237. 1942 -- Apr 14, US freighter *Margaret* sunk by U-boat ~45 off Cape Hatteras, NC -- 29  
1238. 1942 -- Apr 15, US freighter *Robin Hood* sunk by U-boat, Atlantic, ~300M off NJ -- 14  
1239. 1942 -- Apr 21, US passenger ship *San Jacinto* sunk by U-boat, Atlantic off NC/SC/GA coast-14  
1240. 1942 -- Apr 23, US tanker *Connecticut* sunk by German torpedo boat, so. Atlantic --36-38  
1241. 1942 -- Apr 23, US freighter *Lammot Du Pont* sunk by U-boat ~500M no. of Bermuda--19  
1242. 1942 -- Apr 26, US freighter *Alcoa Partner* sunk by U-boat, Caribbean ~80m NNE of Bonaire-10
1243. 1942 -- May 4, US freighter *Eastern Sword* sunk by U-boat, So. Atlantic, off Georgetown, Guyana-16  
1244. 1942 -- May 4, US tanker *Joseph M. Cudahy* torpedoed by U-boat ~Dry Tortugas Isl., FL--27  
1245. 1942 -- May 4, US tanker *Munger T. Ball* sunk by U-boat ~80M NW of Dry Tortugas, FL-- 30  
1246. 1942 -- May 08, U.S. freighter *Ohioan* sunk by U-boat ~8M off Boynton Beach, FL-- 15  
1247. 1942 -- May 12, US tanker *Virginia* sunk by sub. 1.5m off Southwest Pass, MS Riv., LA-- 27  
1248. 1942 -- May 13, US tanker *Gulfpenn* sunk by U-boat ~30M south of MS Riv. mouth, LA-- 13  
1249. 1942 -- May 14, US tanker *David McKelvey* torpedoed ~35M south of MS Riv. mouth, LA--17  
1250. 1942 -- May 16, US tanker *Gulfoil* sunk by U-boat ~75M SW of MS Riv. Delta, Gulf-- 21  
1493. 1942 -- May 27, US freighter *Syros* sunk by U-boat ~200M SW of Bear Island, Arctic-- 12  
1494. 1942 -- May 18, US freighter *Quaker City* sunk by U-boat ~300 miles east of Barbados-- 11  
1251. 1942 -- May 19, US freighter *Heredia* sunk by U-boat 2M SE of Ship Shoal Buoy, LA-35-36  
1252. 1942 -- May 19, US freighter *Ogontz* sunk by U-boat ~70M SE of Cozumel Isl., Gulf of MX--19  
1253. 1942 -- May 20, US tanker *Halo* sunk by U-boat ~15M south of Port Fourchon, LA-- 39  
1254. 1942 -- May 26, American tanker *Carrabulle* sunk by U-boat, Gulf of Mexico -- 22  
1255. 1942 -- May 27, US freighter *Jack* sunk by U-boat ~100M SW of Port Salut, Haiti --37-39  
1256. 1942 -- May 28, US freighter *Alcoa Pilgrim* sunk by U-boat ~150M so. of Mona Passage--31
1257. 1942 -- June 01-2, US freighter *Illinois* sunk by U-boat ~400M NE of Puerto Rico --31-32  
1258. 1942 -- June 02-3, US freighter *City of Alma* sunk by U-boat ~400m NE of San Juan PR-29  
1259. 1942 -- June 03, US tanker *M.F. Elliott* sunk by U-boat ~150M northwest of Trinidad-- 13  
1260. 1942 -- June 04, US freighter *Velma Lykes* sunk by U-boat ~20m off Puerto Juarez, MX-- 15  
1261. 1942 -- June 05, US tanker *L.J. Drake* sunk by sub SE of Isla Saona, Dominican Rep.-- 41  
1262. 1942 -- June 08, US freighter *Sicilien* sunk by U-boat ~10m so. of Cape Beata, Dom. Rep.-- 46  
1263. 1942 -- June 9-10, US freighter *Merrimack* sunk by U-boat ~65m SE Cozumel Island-43-44  
1264. 1942 -- June 12, tanker *Cities Service Toledo* sunk by U-boat, Gulf, so. of Marsh Isl., LA-- 15  
1265. 1942 -- Jun 12, US passenger ship *Sixaola* sunk by U-boat ~50m off Bocas del Toro, Panama-29  
1266. 1942 -- June 15, passenger ship *Cherokee* sunk by U-boat, Atlantic ~50M off Boston, MA--86  
1267. 1942 -- June 15-16, US freighter *Kahuku* sunk by U-boat, 70M west of Grenada --17-18  
1268. 1942 -- June 17, US freighter *Millinocket* sunk by U-boat off La Isabela, north Cuba-- 11  
1269. 1942 -- June 23, US tanker *Rawleigh Warner* sunk by U-boat south of East Bay, LA --all 33



1270. 1942 -- June 24, US tug *John R. Williams* hits mine laid by U-Boat off Cape May, NJ-- 14  
 1271. 1942 -- June 27, unarmed US freighter *Polybius* sunk by German sub E off Trinidad-- 10  
 1272. 1942 -- Jun 28, US freighter *Raphael Semmes* sunk by sub so. of Bermuda, ~875m E of Cape Canaveral-19  
 1273. 1942 -- Jun 28, US freighter *Tillie Lykes* sunk by sub ~100m so. Santo Domingo, Dom. Rep.-33  
 1274. 1942 -- June 29, US freighter *Ruth* sunk by U-boat, Caribbean, ~320M NNE Barbuda-- 35

**MARITIME** Events – **Master Set** -- **CHRONOLOGICAL** (continued):

1275. 1942 -- July 03, freighter *Alexander Macomb* sunk by U-boat ~175m east of Cape Cod, MA-10  
 1276. 1942 -- July 09, anchored US tanker *Benjamin Brewster* torpedoed ~2.5M off Grand Isle, LA-25  
 1277. 1942 -- July 13, US tanker *R.W. Gallagher* sunk by U-boat, Gulf, SE of Morgan City, LA-10-11  
 1278. 1942 -- July 30, passenger ship *Robert E. Lee* sunk by sub ~50m SE MS. Riv. entrance, LA--25  
 1279. 1942 -- July 30, US freighter *Cranford* sunk by U-boat ~250 miles E-SE of Barbados-- 11  
 1280. 1942 -- July 30, last communication, US submarine *Grunion*, off Kiska Island, AK -- 70
1281. 1942 -- Aug 17, submarine USS *Bass* fire, asphyxiations, Pacific off Panama --26 of 80  
 1282. 1942 -- Aug 17, US tanker *Louisiana* sunk by U-boat ~200M off Paramaribo, Suriname-49-50  
 1283. 1942 -- Aug 22, fog, convoy destroyer *Ingraham* sinks; had hit tanker *Chemung* off Nova Scotia--~218
1284. 1942 -- Sep 13, last sighting, Seattle halibut schooner *Helgeland* off Kodiak Isl., AK--10-11  
 1285. 1942 -- Sep 16, US freighter *Commercial Trader* sunk by U-boat ~75M east of Trinidad-- 10  
 1286. 1942 -- Sep 19, US freighter *Wichita* sunk by U-boat ~75 miles south of Barbados --all 50  
 1287. 1942 -- Sep 24, US freighter *John Winthrop* sunk by U-boat, N. Atlantic, for NY --all 52  
 1288. 1942 -- Sep 24, US freighter *West Chetac* sunk by sub ~100m no. of Georgetown, Brit. Guiana-31
1289. 1942 -- Nov 7, US freighter *Nathaniel Hawthorne* sunk by sub ~40M NE Isla de Margarita-38  
 1290. 1942 -- Nov 23, US tanker *Caddo* sunk by U-boat, east of Halifax, Nova Scotia --51-53
1291. 1942 -- Dec 2, Navy boat capsizes (shore-leave sailors); Narragansett Bay ~Jamestown, RI--15  
 1292. 1942 -- Dec 02, tug *Admiral* sinks, Lake Erie storm ~10m Avon Pt. Cleveland, OH -- 14  
 1293. 1942 -- Dec 03, tanker-barge *Cleveco* sinks, Lake Erie blizzard 6m No. Euclid, OH-- 18  
 1294. 1942 -- Dec 31, freighter *Maiden Creek* sinks in storm, ~47M off SE. Long Isl., NY-- 20
1295. 1943 -- Jan 09, US freighter *Birmingham City* sunk by U-boat, So. Atlantic 100m N of Paramaribo--10  
 1296. 1943 -- Jan 09, US tanker *Broad Arrow* sunk by U-boat, ~100M north of Paramaribo-- 23  
 1297. 1943 -- Jan 09, US freighter *Collingsworth* sunk by sub, So. Atlantic ~100m N of Paramaribo-- 12  
 1298. 1943 -- Jan 12, USN destroyer *Worden* hits rock/sinks, Constantine Hbr. ent., Amchitka Isl., AK--14  
 1299. 1943 -- Jan 20, US tanker *Brilliant* splits/sinks, gale, east of north Newfoundland -- 11  
 1300. 1943 -- Feb 20, USN minesweeper *YMS-133* capsizes in trough, Coos Bay bar, OR -- 13  
 1301. 1943 -- Apr 03, Gulf Oil tanker *Gulfstate* sunk by sub ~50m south Marathon Key, FL-- 43  
 1302. 1943 -- Apr 19, cabin cruiser *Legionnaire* hit by waves/sinks, So. Bay, off Long Isl., NY-- 10  
 1303. 1943 -- May 04, US freighter *Oneida* springs leak/sinks, storm, ~100M off Norfolk VA-31  
 1304. 1943 -- June 01, MM *John Morgan* and tanker *Montana* collide off Cape Henry, VA-- 86  
     --67 freighter *John Morgan* (42 merchant marine crew, 15 naval armed guard)  
     --19 tanker *Montana* (9 crew and 10 Naval Armed Guard)
1305. 1943 -- June 10, tanker *Esso Gettysburg* torpedoed ~100M southeast of Savannah, GA--57

1306. 1943 -- June 12, U.S. Navy Submarine *R-12 (SS 89)* floods, sinks, off Key West, FL-- 42  
 1307. 1943 -- July 27, SE TX coast hurricane, USACE dredge *Galveston* sinks/11 & tug *Titan-15*  
 1308. 1943 -- Aug 19, *J.P. Henderson* and *Senior* collide/burn in fog off Nova Scotia --126-132  
 --<sup>≥</sup>59-63 US freighter *J. Pinckney Henderson* (>34-38 crew; 25 Navy armed guard)  
 -- 67-69 Panamanian-flag tanker *J. H. Senior* (40-41 Danish crew; 27-29 US AG)  
 1309. 1943 -- Oct 21, tankers *Gulfbelle* & *Gulfland* collide/burn, ~Lake Worth Inlet, FL --87-88  
 -- 51 *Gulfbelle* (31 crew and 20 Naval Armed Guard)  
 --36-37 *Gulfland* (34-35 crew and 2 Naval Armed Guard)  
 1310. 1943 -- Nov 21, tanker *Altair/20* hit by tanker *Bostonian*, fog, 58m off Cape Henlopen DE-20  
 1311. 1943 -- Nov 23, US tanker *Elizabeth Kellogg* sunk by U-boat ~150m NW of Cristobal, Panama--10  
 1312. 1943 -- Nov 24, US freighter *Melville E Stone* sunk by U-boat ~100m NW of Cristobal CZ-15-16  
 1313. 1943 -- Nov 24/25, *John P. Gaines* breaks-up in storm, 40m S of Chirikoff Island AK-- 11  
 1314. 1943 -- Dec 2, Germans bomb Bari, Italy; US freighter *John Harvey* hit/mustard gas cargo<sup>1706</sup>-<sup>≥</sup>83  
 1315. 1943 -- Dec 3, US tanker *Touchet* sunk by U-boat, Gulf of MX, So. of Pensacola/W. of Naples, FL--10  
 1316. 1943 -- Dec 11, collier *Suffolk* sinks in heavy gale off Montauk Point, NY --all 42-43  
 1317. 1943 -- Dec 16, US freighter *Nevada* founders in gale, Atlantic ~200m so. of Greenland-31-35

**MARITIME** Events – **Master Set** -- **CHRONOLOGICAL** (continued):

1318. 1944 -- Jan 03, US destroyer *Turner* ammo explosions/fire/sinks ~NY Harbor --138-139  
 1495. 1944 -- Jan 6, USS *St. Augustine* hit by tanker/sinks, stormy night off Cape May, NJ-- 115  
 1319. 1944 -- Feb 26, freighter *El Coston* hits US tanker *Murfreesboro*/fire, No. Atlantic -- ~60  
 --17-18 Panama-flagged freighter *El Coston* (9 crew and 8 USN Armed Guard)  
 --43-45 American tanker *Murfreesboro* (26-29 crew and 16-17 USN armed guard)  
 1320. 1944 -- Feb 26, storm, US freighter *William H Welch* grounds/breaks, Eilean Furadh Mor Isl., Scotland--62  
 1321. 1944 -- Mar 16, assault boats capsize, trng. ex., Lake 2, Lakewood ~Camp Robinson, AR--11  
 1322. 1944 -- Apr 16, US tanker *Pan Pennsylvania* torpedoed by U-boat ~200M east of NYC--25  
 1323. 1944 -- Apr 19, US Liberty ship *John Straub* explosion/sinks off Sanak Island, AK--53-55  
 1324. 1944 -- Apr 27, ships collide, freight *James H Reed* sinks, Lake Erie fog, off Ashtabula, OH-- 12  
 1325. 1944 -- May 11, USN Hingham Depot boat explos., ammo. dump at sea ~Boston Harbor, MA--17  
 1326. 1944 -- May 14, heavy seas, Marines in LCT tossed overboard off *LST-485* ~Maui HI-- 19  
 1327. 1944 -- May 21, munitions explosion, six LSTs lost, West Loch, Pearl Harbor, HI -- 163  
 1328. 1944 -- July 2, Japanese sub captures US *Jean Nicolet* complement of 100 off Ceylon; murders most-76  
 1329. 1944 -- July 17, munitions ships explode while loading, Port Chicago, CA --320-325  
 1330. 1944 -- Sep 12, USN minesweeper *YMS 409* sinks, Hurricane, off Cape Hatteras NC<sup>1707</sup> --32-33  
 1331. 1944 -- Sep 13, USS *Warrington* sinks in hurricane off coast of FL<sup>1708</sup> --247-248  
 1332. 1944 -- Sep 14, USCG Cutter *Bedloe* sinks in Hurricane off Hatteras, NC<sup>1709</sup> -- 26  
 1333. 1944 -- Sep 14, USCG Cutter *Jackson* sinks in hurricane, off Hatteras, NC<sup>1710</sup> --21-22  
 1334. 1944 -- Sep 15, USCG Lightship *LS-73* sinks in hurricane, off coast of MA -- 12  
 1335. 1944 -- Oct 21, vapor explosion/fire, USN LSMs 211/212, Berth 223, LA Harbor, CA-- 16  
 1336. 1944 -- Oct 29, US freighter *John A Johnson* torpedoed by Japanese sub, Pacific; crew shot-- 10

<sup>1706</sup> At least 83 people died from mustard gas poisoning; 90% of these U.S. Merchant Mariners from several ships.

<sup>1707</sup> Cross-listed in Hurricane. Fatalities are part of the 390-412 attributed to the “Great Atlantic Hurricane of 1944.”

<sup>1708</sup> Cross-listed in Hurricane. Fatalities are part of the 390-412 attributed to the “Great Atlantic Hurricane of 1944.”

<sup>1709</sup> Cross-listed in Hurricane. Fatalities are part of the 390-412 attributed to the “Great Atlantic Hurricane of 1944.”

<sup>1710</sup> Cross-listed in Hurricane. Fatalities are part of the 390-412 attributed to the “Great Atlantic Hurricane of 1944.”

1337. 1944 -- Dec 18, USN Task Force 38 hit by typhoon, 3 ships capsize off Philippines -- 790  
 --202 *Hull*  
 --256 *Monaghan*  
 --317 *Spence*  
 -- 15 deaths from ten other vessels

**MARITIME** Events – **Master Set** -- **CHRONOLOGICAL** (continued):

1338. 1945 -- Jan 02, Sun Oil tanker *Sunoco* fire and explosion, off Sandy Hook, NJ -- 10  
 1339. 1945 -- Jan 21, USN plane bombs explode USS *Hancock* landing, South China Sea-- 62  
 1340. 1945 -- Feb 05, tanker *Spring Hill* hit/explos./fire, off Stapleton, Staten Island, NY --19-20  
 1341. 1945 -- Mar 13, storm, US troopship *J.W. McAndrew* hit by French ship, N. Atlantic--68-71  
 1342. 1945 -- Apr 09, US freighter *Charles Henderson* explos., bomb unloading, Bari, Italy --52-54  
 1343. 1945 -- Apr 09, US tanker *Saint Mihiel* collision/fire/abandoned, off Delmarva coast-- 37  
 1344. 1945 -- May 05, civilian US collier *Black Point* torpedoed, off Point Judith, RI -- 12
1345. 1946 -- Feb 04, AK steamship *Yukon* hits rocks off Johnstone Bay, SE of Seward, AK-- 11  
 1346. 1946 -- Sep 4, US freighter *David Caldwell* grounds, storm, Gironde Estuary, SW France--10
1347. 1947 -- Jan 09, Boston fishing trawler *Belle* goes missing off coast of MA -- 17  
 1348. 1947 -- Mar 12, tanker *Fort Dearborn*, San Fran. to Shanghai, breaks up, gale, Pacific-- 12  
 1349. 1947 -- Apr 16-17, ammonium nitrate explosion, *Grandcamp*, Texas City, TX<sup>1711</sup>--581-600  
 1350. 1947 -- Jun 22, tanker *Markay* vapor explos. loading petrol. products, Mormon Isl., LA, CA--11-12  
 1351. 1947 -- Sep 09, fuel tanks explode, fire, steamboat *Island Queen*, Pittsburgh, PA -- 19  
 1352. 1947 -- Nov 12, gale, New Bedford MA fisher *Margee & Pat* lost, Georges Bank off MA-- 10  
 1353. 1947 -- Nov 24, storm, Army transport *Clarksdale Victory* grounds, Hippa Isl., BC<sup>1712</sup>-- 49
1354. 1948 -- May 31, USN Carrier *Kearsarge* launch swamped, Hampton Roads, VA --30-31
1355. 1949 -- Jan 19, USCG *Eastwind* and SS *Gulfstream* collide in fog ~60M SE of Barnegat Light Vessel--13  
 1356. 1949 -- Aug 26, gale, scallop dragger *Gay Head* hits shoal/shatters off Nantucket MA-- 11
1357. 1950 -- Apr 7-8, New Bedford MA scallop dragger *Four Sisters* lost E of Nantucket, MA--all 10  
 1358. 1950 -- May 07, squalls; boatmen in rivers/lakes/along coast of NY/17 and New Eng.-- 20  
 1359. 1950 -- Aug 25, hosp. ship *Benevolence* hit/sunk/in fog, *M. Luckenbach* ~S.F. CA --18-23  
 1360. 1950 -- Dec 18, tug *Sachem* sinks (all aboard lost), Lake Erie, off Dunkirk, NY -- 12
1361. 1951 -- Jan 14, Boston, MA fishing trawler *Gudrun* lost off Argentia, Newfoundland-- 17  
 1362. 1951 -- Apr 20, *Esso Greensboro* & *Esso Suez* collide full speed/dense fog, Gulf of Mexico-- 39  
 --37 tanker *Esso Greensboro* ( 5 survivors)  
 -- 2 tanker *Esso Suez* (47 survivors)
1363. 1951 -- May 14, USS *Valcour* & *Thomas Tracy* collide/fire, off Cape Henry VA -- 36  
 1364. 1951 -- Sep 01, overloaded deep-sea fishing boat *Pelican* capsizes off Montauk Pt., L.I., NY--45  
 1365. 1951 -- Oct 5, Hurricane How, freighter *Southern Isles* breaks-up/sinks off Cape Hatteras, NC-17

<sup>1711</sup> Cross-listed in Explosions and in Fire.

<sup>1712</sup> Part of Canadian Graham Island group just south of southern point of Alaska's Alexander Archipelago.

1366. 1951 -- Oct 29, two boats and barge collide, gasoline explosion, Buffalo River, NY -- 11  
 1367. 1951 -- Dec 20, Danish cargo/passenger motorship *Erria* fire, Columbia Riv. ~Astoria, OR--11

**MARITIME** Events – **Master Set** -- **CHRONOLOGICAL** (continued):

1368. 1952 -- Jan 09, SS *Pennsylvania* (of Tacoma) founders ~455M off Cape Flattery WA-- 46  
 1369. 1952 -- Apr 26, US destroyer *Hobson* hits Carrier *Wasp*, night maneuvers, sinks, No. Atlantic-176  
 1370. 1952 -- May 25, tankers *A. C. Dodge* and *Michael* collide, explos./fire, Delaware Riv., DE--10
1371. 1953 -- May 11, freight *Henry Steinbrenner* sinks, Lake Superior storm, ~Isle Royale, MI-- 17  
 1372. 1953 -- Sep 02, drownings, Army pontoon raft capsizes, Smith Lake, Fort Bragg, NC-- 20  
 1373. 1953 -- Oct 16, carrier USS *Leyte* explosion/fire, Charleston Naval Yard, Boston MA-- 37
1374. 1954 -- May 26, U.S. carrier *Bennington* explosions and fire off Quonset Point, RI -- 103  
 1375. 1954 -- Aug 31, fisher *Redstart* breaks-up during Carol, out of New Bedford, MA -- 11  
 1376. 1954 -- Oct 07, SS *Mormackite* founders in rough seas off the Virginia Capes, VA -- 37  
 1377. 1954 -- Dec ~5, storm, bulk carrier M/V *Southern Districts* founders off FL/SC/NC --all 23
1378. 1955 -- Jan 13~, New Bedford, MA scalloper *Doris Gertrude* lost off New Eng. coast-- 11  
 1379. 1955 -- Aug 12, schooner *Levin J. Marvel* founders Chesapeake Bay ~Fairhaven MD-- 14
1380. 1956 -- Jan 17, gasoline explos./fire, SS *Salem Maritime*, terminal, Rose Bluff, LA<sup>1713</sup>--21  
 1381. 1956 -- July 25, *Andrea Doria* and *Stockholm* collide, fog off Nantucket Isl., MA<sup>1714</sup>-- 51
1382. 1957 -- Jan 29, tanker SS *Jeanny* vapor explosions, Todds shipyard, Alameda, CA<sup>1715</sup>-- 10  
 1383. 1957 -- Mar 6, USN tanker *Mission San Francisco* & *Elna II* collide, explosion, Delaware Riv. DE-- 10  
 1957 -- June 27, Hurricane *Audrey*, fishing schooner *Keturah* down off Galveston coast-- 9
1384. 1958 -- Aug 07, fog, tankers *Gulfoil* (18) & *S.E. Graham* collide/burn off Bull Point, RI--18  
 1385. 1958 -- Nov 18, freighter *Carl D. Bradley* sinks in Lake MI storm, ~Gull Island, MI-- 33
1386. 1959 -- Nov 25, M/V *National Pride* capsizes Gulf of Mexico off Galveston, TX -- 11
1387. 1960 -- July 19, USN destroyers *Ammen* & *Collett* collide, fog ~Newport Beach, CA-- 11  
 1960 -- Aug 12, engineering area flash fire, minesweeper USS *Exultant* off Savannah GA-- 5  
 1388. 1960 -- Oct 22, SS *Alcoa Corsair* (10) & MV *Lorenzo Marcello* collide, MS Riv. mouth LA--10  
 1389. 1960 -- Dec 19, fire, USS *Constellation* (under construction) NY Naval Shipyard, NY-- 50
1390. 1961 -- Jan 15, nor'easter, USAF Radar Tower No. 4 fails ~70m east of Barnegat, NJ-- 28  
 1391. 1961 -- Nov 07, M/V *Union Reliance* & M/V *Berean* collide, near Houston, TX -- 12
1392. 1962 -- Mar 05-09, Nor'easter, fishing trawlers *Sonya* and *Karina T./9*, tanker *Gem/1*-- 10

<sup>1713</sup> Cross-listed in Explosions and in Hazardous Materials Transportation.

<sup>1714</sup> Cross-listed in Fog as Contributing Factor. *Andrea Doria* was Italian liner; *Stockholm* was Swedish. Collision occurred in US waters. 46 passengers died on *Andrea Doria*; 5 sleeping crew died on the *Stockholm*.

<sup>1715</sup> Cross-listed under Explosions

**MARITIME** Events – **Master Set** -- **CHRONOLOGICAL** (continued):

1393. 1962 -- Aug 18, overloaded Sunday School boat capsizes, Lake Talquin ~Quincy, FL-- 18  
1394. 1962 -- Oct 20, collision/fire, *Boheme* & Barge *Parker*, Miss. River ~Lutcher, LA -- 20  
1395. 1962 -- Nov 15~, storm, New Bedford, MA scalloper *Midnight Sun* lost, Georges Bank-- 11
1396. 1963 -- Feb 04, SS *Marine Sulphur Queen* disappears between Cuba and south FL -- 39  
1397. 1963 -- Apr 10, submarine *USS Thresher* sinks, implosion off Cape Cod, MA -- 129
- 1964 -- May 23-24, boat capsizes, Fontenelle Reservoir, Lincoln County, SW WY -- all 6  
1398. 1964 -- June 30, drilling barge *C.P. Baker* blowout/explosion/fire, Gulf of Mex. off LA--22  
1399. 1964 -- Nov 26 tanker *Stolt Dagali* cut in half (19 lost) by liner *Shalom*, off Point Pleasant NJ--19  
1400. 1964 -- Dec 17, Spanish stmr. *San Patrick* grounds on rocks/breaks-up, Ulak Isl., AK--all 32
1401. 1965 -- May 7, ships collide, fog,, *Cedarville* sinks, Lake Huron, Mackinac Straits, MI--10  
1402. 1965 -- Nov 13, SS *Yarmouth Castle* fire/capsize/sinks, Miami to Nassau ~Great Stirrup Cay-90
1403. 1966 -- Jun 16 (& 28), collision/explosions/fire, *Texaco Mass./Alva Cape*, off NY, NY<sup>1716</sup>-- 37  
1404. 1966 -- Oct 26, USS *Oriskany* fire, lit magnesium flare in flare locker, off Vietnam-- 44  
1405. 1966 -- Nov 29, *Daniel J. Morrell* (Cleveland) breaks/sinks, Lake Huron storm, off MI-28
1406. 1967 -- July 29, USS *Forrestal* jet rocket fires/hits plane/fire/explosions, Tonkin Gulf, Vietnam--134  
1407. 1967 -- Oct 9, freighter *Panoceanic Faith* founders/storm, 870m SW of Kodiak, AK --36-37
1408. 1968 -- Mar 16, collision, SS *African Star* & barge *Intercity No. 11*, MS River, LA -- 21  
1409. 1968 -- May 21, last com., US nuclear submarine *Scorpion*, on bottom 400M W. of Azores-- 99  
1410. 1968 -- Dec 7, USCG *White Alder* sunk, collision with SS *Helena*, Head of Passes, MS Riv., LA--17
1411. 1969 -- Jan 14, explosions and fire on USS *Enterprise*, off Pearl Harbor, Hawaii -- 28  
1412. 1969 -- Apr 06, *Union Faith* & *Warren J. Doucet* collide, MS Riv., New Orleans LA-- 25  
1969 -- May 25, CA racing schooner yacht *Goodwill* wrecks on reef off Baja CA, MX-- 9  
1413. 1969 -- June 03, USS *Frank E. Evans* cut in half by Aus. carrier *Melbourne*, So. China Sea-74  
1414. 1969 -- Dec 26, USN Charter SS *Badger State* explos./raft hit by falling bomb, N. Pacific-- 26
1415. 1970 -- Apr 21, Japanese fishing boat *Nitto Maru No 67* capsized/sank ~20m off Unimak Isl., AK--17
1416. 1971 -- Mar 27, storm, tanker *Texaco Oklahoma* breaks-up/sinks, off Cape Hatteras, NC--31
1417. 1972 -- Feb 01, tanker *V.A. Fogg*, gas explosion (lightning), off Galveston, TX<sup>1717</sup> -- 39  
1418. 1972 -- Aug 16, USCG/NWS fail to warn fishing boats of approaching gale CA/2, OR/11-- 13  
1419. 1972 -- Nov 7, freighter hits Sidney Lanier Bridge, span collapses/cars fall, Brunswick GA--10

---

<sup>1716</sup> Thirty-three deaths on June 16 (*Alva Cape*, 19; tug *Esso Vermont*, 8; *Texaco Massachusetts*, 3; and tug *Latin American*, 3) and four more on June 28 while the *Alva Cape* was being unloaded at Gravesend Bay.

<sup>1717</sup> Cross-listed in Lightning and Explosions.

**MARITIME Events – Master Set – Chronological (continued):**

1420. 1973 -- May 19, unseaworthy fishing boat *Comet* founders off Point Judith, RI -- 16  
1421. 1973 -- June 02, *Sea Witch/3* collides with *Esso Brussels/13*, fire, NY Harbor, NY -- 16
1422. 1974 -- Jan 18, SS *Baune* collides the US tanker *Keytrader*, fire, lower MS Riv., LA-- 16  
1423. 1974 -- Apr 09, oil tanker *Elias* explosions unloading at dock, Del. Riv., Fort Mifflin, PA-13
1424. 1975 -- Jan 31, tanker *Corinthos* explosions/fire; hit by *Queeny*, Del. Riv. Marcus Hook PA--26  
1425. 1975 -- May 14, Khmer Rouge attack USS *Mayaguez*, Koh Tang Island, Cambodia<sup>1718</sup>-- 16  
1426. 1975 -- Nov 10, storm, SS *Edmund Fitzgerald* sinks, Lake Superior, Whitefish Bay, MI--29
1427. 1976 -- Apr 15, oil platform *Ocean Express* capsizes under tow in storm, Gulf, off TX--13  
1428. 1976 -- Oct 20, tanker *Frosta* hits ferry *George Prince* (capsizes), MS Riv., Luling, LA-77
1429. 1977 -- Jan 17, USN LCM-6 liberty boat hit/capsized by cargo vessel, Barcelona, Spain--49  
1430. 1977 -- Nov 30, last contact, New Bedford scalloper *Navigator*, off Nantucket, MA-- 13
1431. 1978 -- June 17, tornado, showboat *Whippoorwill* capsized, Pomona Lake, KS -- 16  
1432. 1978 -- Oct 20, USCG Cutter *Cuyahoga* & MV *Santa Cruz II* collide ~Smith Point, MD--11  
1433. 1978 -- Dec 10, MV *Holo Holo* (Univ. of HI) sinks, rough seas west of Kawaihae, HI-- 10
1434. 1979 -- Aug 30, *Inca Tupac Yupanqui* hits barge, explos./fire, MS Riv., Good Hope, LA-12  
1435. 1979 -- Nov 01, tanker *Burmah Agate* collides with freighter *Mimosa*, Galveston, TX-- 32  
1436. 1979 -- Dec 05, Canadian gillnet fishing boat *Salinta* found ashore at Tree Point, AK-- 10
1437. 1980 -- Jan 28, collision, tanker *Capricorn* & USCGC *Blackthorn* (sinks), Tampa Bay, FL-23  
1438. 1980 -- May 9, *Summit Venture* hits Sunshine Skyway Bridge, collapse, Tampa FL<sup>1719</sup>--35  
1439. 1980 -- Oct 24, *SS Poet* leaves Philadelphia for Egypt, lost, probably Oct 25-26 -- 34
1440. 1981 -- May 26, USN EA-68 Prowler crash, USS *Nimitz*, off Jacksonville, FL<sup>1720</sup> -- 14  
1441. 1981 -- Nov 30, scallop trawler *St. Patrick* toppled by wave, abandoned, 5m E Marmot Isl., AK-10
1442. 1982 -- Feb 15, storm, *Ocean Ranger* oil rig sinks, Grand Banks, Canada<sup>1721</sup> --84 (15 US)
1443. 1983 -- Feb 12, gale, collier *Marine Electric* (34 crew) capsizes/sinks off Chincoteague VA-31  
1444. 1983 -- Feb 14, crab boats *Altair* & *Americus* capsize, *Altair* sinks, Bering Sea ~AK-- 14
1445. 1984 -- July 7, microburst, sternwheel *SCItanic* capsizes, TN Riv., Ditto Landing, AL-- 11
1446. 1987 -- Feb 5, fishing vessel *Fish-n-Fool* (LA, CA) capsizes ~Isla De San Martin, MX--10  
1447. 1987 -- May 17, USS *Stark* hit by Iraqi Air Force Mirage missiles, Persian Gulf<sup>1722</sup> -- 37

---

<sup>1718</sup> Cross-listed in Violence (Attack)

<sup>1719</sup> Cross-listed in Structural Failure, Bridge Collapse and in Road/Highway.

<sup>1720</sup> Cross-listed in Aviation.

<sup>1721</sup> Sixty-eight Canadians, one Englishman, and fifteen Americans

**MARITIME Events – Master Set – Chronological (continued):**

1448. 1988 -- July 3, USS *Vincennes* missile cruiser shoots down Iran Air 655, Persian Gulf<sup>1723</sup>-290
1449. 1989 -- Apr 19, USS *Iowa* No. 2 turret explosion, Near Puerto Rico -- 47
1450. 1989 -- July 31, *Avco 5* liftboat capsizes, Hurricane Chantal, off Morgan City, LA -- 13
1451. 1989 -- Oct 3, F/V *Northumberland* ruptures NG pipeline/explosion/fire ~Sabine Pass, TX<sup>1724</sup>-11
- 1991 -- Oct 28-Nov 1, Perfect Storm Nor'easter, East Coast, *Andrea Gail* lost -- 6
1452. 1993 -- Sep 22, fog, barge hits bridge, Amtrak train derailed into water/fire, ~Mobile AL<sup>1725</sup>-47
1453. 1999 -- May 1, *Miss Majestic* DUKW tour boat sinks off St. John's Isl., Lake Hamilton, AR-13
1454. 2001 -- Apr 01-02, fishing boat *Arctic Rose* (homeport Seattle, WA) sinks, Bering Sea--15  
2001 -- Sep 15, barge hits Queen Isabella Causeway, span collapses, Port Isabel, TX-- 8
1455. 2002 -- May 26, barge hits bridge, span collapse, Webbers falls, OK<sup>1726</sup> -- 14
1456. 2003 -- June 14, *Taki-Too* fishing charter capsizes crossing bar, Tillamook Bay Inlet, OR-- 11
1457. 2003 -- Oct 15, Ferry *Andrew J. Barberi* hits pier, St George Terminal, Staten Isl. NY-- 11
1458. 2005 -- Oct 02, *Ethan Allen* tour boat capsizes, Lake George, near Cramer Point, NY-- 20
1459. 2010 -- Apr 20, drill rig *Deepwater Horizon* explosion, Gulf of Mexico, ~50m, LA<sup>1727</sup>--11
1460. 2015 -- Oct 1, U.S. cargo ship *El Faro* sinks, Hurricane Joaquin, off east Bahamas<sup>1728</sup>-- 33
1461. 2017 -- Aug 21, USS *John S. McCain* collision/merchant ship *Alnic MC* ~Singapore-- 10
1462. 2018 -- July 19, Duck Boat sinks in storm, Table Rock Lake, near Branson, MO -- 17
1463. 2019 -- Sep 02, diving boat *Conception* fire, near north side of Santa Cruz Island, CA-- 34
1464. 2021 -- Apr 13, liftboat (platform) *Seacor Power* capsizes off Port Fourchon, LA -- 13

---

<sup>1722</sup> Cross-listed in Violence -- Attacks.

<sup>1723</sup> No Americans killed, but an American disaster in the sense that a US Navy vessel, having intruded into Iranian territorial waters, shot down an Iranian passenger airliner without definitive knowledge that target was military and a threat. Retrieved onboard screen shots showed that target had been identified with a civilian transponder code, at high altitude and ascending, not descending, as was claimed at the time. Cross-listed in Maritime.

<sup>1724</sup> Cross-listed in Explosions in that the pipeline the *Northumberland* hit was not where it should have been, under the sea-floor, and the natural gas explosion and resulting fire on the boat led to the loss of life.

<sup>1725</sup> Cross-listed in Fog as a contributing factor and in Rail.

<sup>1726</sup> Cross-listed under Bridge Failures.

<sup>1727</sup> Cross-listed in Explosions.

<sup>1728</sup> Cross-listed in Hurricanes. There were twenty-eight U.S. nationals and five Polish nationals.

**MARITIME Disasters -- Boiler Flue Collapse/Steam Release Subset<sup>1729</sup> -- By FATALITY**

1. 1838 -- Apr 21, steamer *Oronoko* flue collapse/explosion, MS River, Princeton, MS--100-130
2. 1854 -- Mar 13, steamer *Reindeer*, boiler flue collapse, Ohio River, Cannelton, IN --40-46
3. 1886 -- Oct 05, *La Mascotte* flue collapse/fire/stack fall, MS Riv., Crawford Lndg., MO--≥35
4. 1852 -- Aug 22, flue collapse, *Doctor Franklin No. 2*, Ste. Genevieve, MO -- 32
5. 1848 -- Sep 17, steamer *Concordia*, flue/boiler explosion, Miss. Riv., Plaquemine LA --28-29
6. 1840 -- Nov 07, steamboat *Persian* boiler flue collapse, MS River, near Napoleon, AR-- ≥25
7. 1849 -- June 09, steamboat *Embassy* flue collapse, Ohio River, Three Mile Bar, KY --14-25
8. 1911 -- Jun 24, *City of St. Joseph*, flue collapse, Miss. River, Presidents Island, TN<sup>1730</sup>- 20-22
9. 1846 -- May 27-28, steamer *Queen City* steam pipe bursts, MS River, Natchez, MS --12-17
10. 1882 -- Dec 06, steamer *Morning Star* flue collapse/boiler bursts, MS Riv., below N.O., LA--15-17
  
11. 1850 -- May 23, steamboat *St. Louis* flue collapse, MS Riv., Jefferson Barracks, MO --10-16
12. 1830 -- Sep 16 or 17, sidewheel *William Peacock* steam pipe breaks, Lake Erie ~Buffalo NY- 15
13. 1843 -- Mar 17, steamboat *Cutter* flue collapse, Pittsburgh, PA -- 15
14. 1850 -- May 07, steamboat *Columbus* flue collapse, MS Riv., Island 4 ~Columbus, KY-- 15
15. 1852 -- Feb 16, flues collapse, *May Queen*, AR River, 45 miles below Little Rock, AR-- 12
16. 1866 -- Sep 29, steamer *Julia*, steam drum explosion, San Francisco harbor, CA -- 10

**Other:**

- 1853 -- July 01, flues collapse, steamboat *New World*, New York, NY<sup>1731</sup> -- 8

**MARITIME Disasters -- Boiler Flue Collapse/Steam Release Subset -- Chronological**

1. 1830 -- Sep 16 or 17, sidewheel *William Peacock* steam pipe breaks, Lake Erie ~Buffalo NY- 15
2. 1838 -- Apr 21, steamer *Oronoko* flue collapse/explosion, Miss. River, Princeton, MS-50-130
3. 1840 -- Nov 07, steamboat *Persian* boiler flue collapse, MS River, near Napoleon, AR-- ≥25
4. 1843 -- Mar 17, steamboat *Cutter* flue collapse, Pittsburgh, PA -- 15
5. 1846 -- May 27-28, steamer *Queen City* steam pipe bursts, MS River, Natchez, MS --12-17
6. 1848 -- Sep 17, steamer *Concordia*, flue/boiler explosion, Miss. Riv., Plaquemine, LA--28-29
7. 1849 -- June 09, steamboat *Embassy* flue collapse, Ohio River, Three Mile Bar, KY --14-25
8. 1850 -- May 07, steamboat *Columbus* flue collapse, MS Riv., Island 4 ~Columbus, KY-- 15
9. 1850 -- May 23, steamboat *St. Louis* flue collapse, MS Riv., Jefferson Barracks, MO --10-16
10. 1852 -- Feb 16, *May Queen*, flues collapse, Ark. River, 45m below Little Rock, AR -- 12
11. 1852 -- Aug 22, *Doctor Franklin No. 2*, flue collapse, Ste. Genevieve, MO -- 32
- 1853 -- July 01, steamboat *New World*, flues collapse, New York, NY<sup>1732</sup> -- 8
12. 1854 -- Mar 13, steamer *Reindeer*, boiler flue collapse, Ohio River, Cannelton, IN --40-46
13. 1866 -- Sep 29, steamer *Julia*, drum explosion, steam release, San Francisco harbor, CA-- 10
14. 1882 -- Dec 06, steamer *Morning Star* flue collapse/boiler bursts, MS Riv., below N.O., LA--15-17

---

<sup>1729</sup> Flues are inside of boilers, and when one or more collapse, hot scalding steam is released. Often this led to an “explosion” of a boiler, but a boiler does not necessarily need to “explode” for this to take place, thus the separation of flue collapse and boiler explosions. This, however, is a blurry distinction.

<sup>1730</sup> In that the boiler exploded when the flues collapsed, causing damage and injury, we cross-list in Explosions.

<sup>1731</sup> Was the first steamboat “accident” to be investigated by the New York Inspectors pursuant to the law of 1852.

<sup>1732</sup> Was the first steamboat “accident” to be investigated by the New York Inspectors pursuant to the law of 1852.



**Steam Boiler Flue Collapse and Steam Releases/Scalding (continued):**

15. 1886 -- Oct 05, *La Mascotte* flue collapse/fire/stack fall, MS Riv., Crawford Lndg., MO--35
16. 1911 -- Jun 24, flue collapse, *City of St. Joseph*, Miss. River, Presidents Island, TN -- 22

**MARITIME** Disasters -- **COLLISIONS** Subset – Deadliest American – **By MORTALITY**

1. 1837 -- Oct 31, *Monmouth & Tremont* collide, MS River, Prophet Island Bend, LA--234-400
2. 1854 -- Sep 27, US Mail steamer *Arctic* hit by *Vesta*, fog, Cape Race, Newfoundland--315-350
3. 1852 -- Aug 20, fog/steamers collide, *Atlantic* sinks, Lake Erie near Long Pt. Ont.--150-~300
4. 1860 -- Sep 08, Steamer *Lady Elgin* collides with sch., sinks, Lake MI off Winnetka, IL--287~300
5. 1875 -- Nov 4, Steamers *Pacific* and *Orpheus* collide, *Pacific* sinks off Cape Flattery WA- 250-285
6. 1856 -- Nov 02, Schooner *Le Lyonnais* Collision, Nantucket Island, MA --120-260
7. 1942 -- Aug 22, fog, convoy destroyer *Ingraham* sinks; had hit tanker *Chemung* off Nova Scotia--~218
8. 1907 -- Feb 11, sidewheel steamer *Larchmont* hit by schooner, sinks off Block Harbor, RI--133-183
9. 1952 -- Apr 26, US destroyer *Hobson* hits Carrier *Wasp*, night maneuvers, sinks, No. Atlantic- 176
10. 1943 -- Aug 19, *J.P. Henderson* and *J.H. Senior* collide/burn in fog off Nova Scotia--126-132  
--≥59-63 US freighter *J. Pinckney Henderson* (>34-38 crew; 25 Navy armed guard)  
-- 67-69 Panamanian-flag tanker *J. H. Senior* (40-41 Danish crew; 27-29 US AG)
  
11. 1912 -- Apr 14, RMS *Titanic* hits iceberg and sinks (1,517 total fatalities<sup>1733</sup>) -- 119
12. 1944 -- Jan 6, USS *St. Augustine* hit by tanker/sinks, stormy night off Cape May, NJ -- 115
13. 1907 -- July 21, liner *Columbia* hit by sch. *San Pedro*, fog, sinks ~Shelter Cove, no. CA--80-88
14. 1943 -- Oct 21, tankers *Gulfbelle & Gulfland* collide/burn, ~Lake Worth Inlet, FL --87-88  
-- 51 *Gulfbelle* (31 crew and 20 Naval Armed Guard)  
--36-37 *Gulfland* (34-35 crew and 2 Naval Armed Guard)
15. 1943 -- June 01, MM *John Morgan* and tanker *Montana* collide off Cape Henry, VA -- 86  
--67 freighter *John Morgan* (42 merchant marine crew, 15 naval armed guard)  
--19 tanker *Montana* (9 crew and 10 Naval Armed Guard)
16. 1844 -- Mar 01, collision, *Buckeye/De Soto* Mississippi River, near Atchafalaya, LA --50-80
17. 1929 -- Aug 29, steamer *San Juan* hit by tanker *S.C.T. Dodd*, sinks ~Pigeon Pt., CA --75-78
18. 1976 -- Oct 20, tanker *Frosta* hits ferry *George Prince* (capsizes), MS Riv., Luling, LA-- 77
19. 1862 -- Aug 13, USS *George Peabody & West Point* collide, Potomac River, VA --70-76
20. 1865 -- Nov 24, steam. *Niagara* sinks after *Post Boy* collision, MS Riv. ~Prairie Pt. AR-- 75
21. 1868 -- Dec 4, steamers *United States & America* collide/burn/sink, OH riv., Rayl's Lndg., IN --72-74
22. 1969 -- June 03, USS *Frank E. Evans* cut in half by Aus. carrier *Melbourne*, So. China Sea--74
23. 1945 -- Mar 13, storm, US troopship *J.W. McAndrew* hit by French ship, N. Atlantic --68-71
24. 1882 -- July 04, steamboats collide, *Scioto* sinks, Ohio River, Mingo Junction, OH -- ~70
25. 1918 -- May 01, steamship *City of Athens* sinks in collision off Delaware coast -- 67
26. 1865 -- Apr 25, *Massachusetts* hits *Black Diamond*, Potomac Riv. ~St. Clement's Isl., MD--≥60
27. 1868 -- June 20, *Morning Star & Cortland* collide & sink, Lake Erie, ~Black Riv. OH --37-60
28. 1944 -- Feb 26, freighter *El Coston* hits US tanker *Murfreesboro*/fire, N. Atlantic -- ~60  
--17-18 Panama-flagged freighter *El Coston* (9 crew and 8 USN Armed Guard)  
--43-45 American tanker *Murfreesboro* (26-29 crew and 16-17 USN armed guard)
29. 1926 -- Dec 20, motor launch *Linseed King* hits ice, sinks, Hudson River, NYC --35-58
30. 1956 -- July 25, *Andrea Doria* hit (by *Stockholm*), in fog off Nantucket Island, sinks -- 58
31. 1901 -- Aug 15, Can. steamer *Islander* hits iceberg/sinks off Douglas Isl. ~Juneau, AK --42-53
32. 1847 -- Nov 19, steamers collide, *Talisman* sinks, Miss. River, Cape Girardeau, MO -- ≥51
33. 1846 -- Nov 21, steamers collide, *Maria* sinks, Miss. River, 7M below Natchez MS --30-50
34. 1859 -- Mar 28, steamers *Nathaniel Holmes & David Gibson* collide, OH Riv., Petersburg, KY-35-50

<sup>1733</sup> Of the 1,517 fatalities, 119 were U.S. citizens. The Titanic was headed for New York. (J.R. Henderson)

35. 1930 -- June 10, fog/collision/fire, *Fairfax* & oil tanker *Pinthis*/all 19, off Scituate MA<sup>1734</sup>--50

**MARITIME -- COLLISIONS -- By Mortality (continued):**

36. 1977 -- Jan 17, USN LCM-6 liberty boat hit/capsized by cargo vessel, Barcelona, Spain-- 49  
37. 1993 -- Sep 22, fog, barge hits bridge, Amtrak train derails into water/fire, ~Mobile, AL<sup>1735</sup>-- 47  
38. 1935 -- Jan 24, collision, liner *Mohawk* (sinks) & freighter *Talisman*, off Sea Girt, NJ -- 45  
39. 1942 -- Jan 24, USS *S-26* accidentally rammed/sunk by PC-460, Gulf of Panama -- 46  
40. 1902 -- Jan 02, steamer *Walla Walla* hit by bark *Max*, 9m off Cape Mendocino, CA --36-43  
41. 1906 -- Nov 18, steamers *Dix* and *Jeanie* collide, *Dix* sinks, Puget Sound, WA --42-45  
42. 1851 -- Nov 27, *Archer* sinks after collision (*Die Vernon*), MS Riv., Enterprise Isl. ~Grafton, IL--34-41  
43. 1864 -- June 03, steamer *Pocahontas* sinks, *City of Bath*, collision, off Cape May, NJ --40-41  
44. 1914 -- Jan 30, steamers *Monroe* & *Nantucket* collide, fog off Hog Island, VA<sup>1736</sup> -- 41  
45. 1865 -- Aug 9, *Pewabic* collides with *Meteor*, sinks, Thunder Bay, Lake Huron, ~Alpena, MI--40  
46. 1927 -- Dec 17, Sub *USS S-4* hit by CG Cutter *Paulding*, off Provincetown, MA -- 40
47. 1951 -- Apr 20, *Esso Greensboro* & *Esso Suez* collide full speed/dense fog, Gulf of Mexico-- 39  
--37 tanker *Esso Greensboro* ( 5 survivors)  
-- 2 tanker *Esso Suez* (47 survivors)
48. 1945 -- Apr 09, US tanker *Saint Mihiel* collision/fire/abandoned, off Delmarva coast -- 37  
49. 1966 -- June 16 (& 28), collision/explosions/fire, *Texaco Mass./Alva Cape*, off NY, NY<sup>1737</sup> -- 37  
50. 1844 -- Dec 14, collision, *Belle of Clarksville/Louisiana*, Miss. River, ~Memphis, TN --31-36  
51. 1951 -- May 14, collision/fire USS *Valcour* & *Thomas Tracy* off Cape Henry, VA -- 36  
52. 1926 -- Apr 08, collision, *Silvanns/Thomas H. Wheeler*, Pointe A La Hache, LA -- 35  
53. 1872 -- Aug 30, steamer *Metis* hit by schooner and sinks off Watch Hill, RI -- ≥34  
54. 1925 -- Sep 25, sub *USS S-51* hit by *City of Rome*, sinks off Block Island, RI -- 33  
55. 1979 -- Nov 01, tanker *Burmah Agate* collides with freighter *Mimosa*, off Galveston, TX-- 32  
56. 1879 -- Nov 08, steamer *Champion* collision with British bark, Cape Henlopen, DE --31-32  
57. 1834 -- Oct 24, *Missouri Belle* sinks, collision (*Boonslick*), ~Kenner & N.O., LA -- 30  
58. 1846 -- Feb 13/14, steamers *Congress* & *Saladin* collide, Miss. River, KY Bend, KY --15-30  
59. 1851 -- Feb 09, *Autocrat* sinks (*Magnolia* collision) MS Riv., Bayou Goula Bend, LA-- ~30  
60. 1880 -- June 11, steamer *Narragansett* is hit/burns/sinks in fog, off Saybrook, CT --27-30  
61. 1918 -- Oct 03, *Lake City* & *James McGee* collide, American Shoal Light, FL -- 30
62. 1920 -- Aug 20, freighters collide, *Superior City* explos./sinks, Lake Superior, Whitefish Bay, WI--29  
63. 1975 -- Jan 31, tanker *Corinthos* explosions/fire; hit by *Queeny*, Del. Riv. Marcus Hook PA-26  
64. 1845 -- Oct 27, *Plymouth* sinks in collision (*Lady Madison*), OH Riv., Shawneetown IL-- 25  
65. 1890 -- Nov 05, 8, Schs. *Lillie Amoit* & *John D. Miner* collide, Menominee Hbr., MI -- 25  
66. 1918 -- Oct 04/5, collier USS *Herman Frasch* collision (USS *Henry*) ~Cape Sable NS--17-25  
67. 1969 -- Apr 06, collision, *S.S. Union Faith/Barge*, MS River, New Orleans, LA -- 25  
68. 1849 -- May 18, collision, *Empire/Schooner Noah Brawn*, Newburgh Bay, NY -- 24

<sup>1734</sup> Cross-listed in Fog as a Contributing Factor.

<sup>1735</sup> Cross-listed in Fog as a contributing factor and in Rail.

<sup>1736</sup> Cross-listed in Fog as a Contributing Condition.

<sup>1737</sup> Thirty-three deaths on June 16 (*Alva Cape*, 19; tug *Esso Vermont*, 8; *Texaco Massachusetts*, 3; and tug *Latin American*, 3) and four more on June 28 while the *Alva Cape* was being unloaded at Gravesend Bay.

69. 1893 -- Nov 07, *Albany & Philadelphia* collide, fog, Lake Huron ~Pointe aux Barques, MI-- 24

**Maritime Disasters -- COLLISIONS Subset -- By Mortality (continued):**

70. 1950 -- Aug 25, hospital ship *Benevolence* hit/sunk in fog, *M. Luckenbach* ~SF CA<sup>1738</sup>-18-23  
71. 1980 -- Jan 28, collision, tanker *Capricorn* & USCGC *Blackthorn* (sinks), Tampa Bay FL--23  
72. 1890 -- Aug 06, Boston schnr. *Magellan*, sunk by the *St. Mary* near Falkland Islands --20-22  
73. 1913 -- May 02, steamer *Concordia* hits RR bridge, sinks, Tensas River, Clayton, LA -- 22  
74. 1932 -- Feb 05, Boston schnr. *Eleanor Nickerson* hit/sinks off SE of Cape Sable, N.S. -- 21  
75. 1968 -- Mar 16, SS *African Star* & barge *Intercity No. 11* collision,, Miss. River, LA -- 21

76. 1837 -- Mar 17, steamboat *Tiskilwa* hit by the *Wisconsin*, near mouth Ill. River, IL --10-20  
77. 1851 -- Nov 29, steamers *Molly Grath* & *Pontiac No. 2* collide, OH Riv. ~Owensboro, KY-- 20  
78. 1852 -- Apr 26, steamers collide, *Chickasaw* sinks,<sup>1739</sup> OH River, French Islands, KY -- 20  
79. 1852 -- July 12, *City of Oswego* sinks, collision *America*, Lake Erie ~Willoughby, OH--15-20  
80. 1878 -- Dec 01, *Cotton Valley* & *Charles Morgan* collide, MS Riv., ~Bringier Point, LA-12-20  
81. 1943 -- Nov 21, tanker *Altair/20* hit by tanker *Bostonian*, fog, 58m off Cape Henlopen DE-20  
82. 1945 -- Feb 05, tanker *Spring Hill* hit/explosion/fire, off Stapleton, Staten Island, NY --19-20  
83. 1962 -- Oct 20, collision & fire, *Boheme* & Barge *Parker*, Miss. River ~Lutcher, LA -- 20

84. 1910 -- May 23, fog, *Frank H. Goodyear* hit by *Wood*, sinks, Lake Huron ~Pt. Aux Barques MI--17-19  
85. 1917 -- Dec 17, USN sub. *F-1* collides with *F-3*, sinks off Coast of San Diego CA -- 19  
86. 1920 -- Oct 29, ship collision, schooner *Cape Fear*, Narragansett Bay, RI -- 19  
87. 1964 -- Nov 26, tanker *Stolt Dagali* cut in half (19 lost) by liner *Shalom* off Point Pleasant, NJ--19

88. 1835 -- Dec 02, *Lady Franklin* sinks, hit by *Portsmouth*, OH River ~Owensboro KY --15-18  
89. 1857 -- Nov 15, steamboats collide, *Opelousas* sinks, Gulf of MX, LA coast ~Berwick Bay LA-- 18  
90. 1908 -- May 26, Boston sch. *Fame/UK* steamer *Boston* collide, fog, Cashes Bank<sup>1740</sup> -- 18  
91. 1917 -- June 30, *Christopher Columbus* collision/water-tank falls, Milwauk. Riv. WI --15-18  
92. 1928 -- May 07, US Army dredge *Navesink* hit/sunk by *Swinburne*, off Stapleton NY --17-18  
93. 1941 -- Jan 21, sch. *Mary E. O'Hara* sinks; barge collision; Boston Harbor entrance, MA-- 18  
94. 1958 -- Aug 07, fog, tankers *Gulfoil* (18) & *S.E. Graham* collide/burn off Bull Point, RI-- 18

95. 1864 -- July 03, steamer *Locust Point* collides with *Matanzas* off Absecon, NJ -- 17  
96. 1865 -- Jun 08, fog, steamer *Admiral Dupont* hit/sunk by *Studacona* (UK), off Cape May, NJ-17  
97. 1866 -- Feb 24, steamers collide, *Nannie Byers* sinks, Ohio Riv., above Madison IN --16-17  
98. 1880 -- July 22, steamer *Mamie* bisected by *Garland*, Detroit River, ~Grosse Isle, MI --16-17  
99. 1941 -- Dec 10, freighter *Oregon* sinks, collision with USN ship off Nantucket MA -- 17  
100. 1968 -- Dec 7, USCG *White Alder* sunk, collision with SS *Helena*, Head of Passes, MS Riv., LA--17

101. 1888 -- Aug 22, fog, steamers collide, *City of Chester* sinks, San Francisco Bay, CA--15-16  
102. 1913 -- Jan 03, fog, *Julia Luckenbach* collision/sinks, near Tangier Island, VA<sup>1741</sup> -- 16

---

<sup>1738</sup> Cross-listed in Fog as a Contributing Condition.

<sup>1739</sup> Collision was with the *W. B. Clifton*.

<sup>1740</sup> Cross listed in Fog as Contributing Factor.

<sup>1741</sup> Cross-listed in Fog as a Contributing Factor.

**MARITIME Disasters -- COLLISIONS Subset -- By MORTALITY (continued):**

103. 1914 -- Aug 26, fog, steamers collide, *Admiral Sampson* sinks, Puget Sound, off Pt. No Pt., WA--12-16  
104. 1921 -- Feb 26, U.S. destroyer *Woolsey* hit by *Steel Inventor*, sinks, off Panama -- 16  
105. 1942 -- Feb 22, towboat *G. W. McBride* hits bridge pier, sinks, Ohio R., Cincinnati, OH--16  
106. 1973 -- June 02, *Sea Witch/3* collides with *Esso Brussels/13*, fire, NY Harbor, NY -- 16  
107. 1974 -- Jan 18, SS *Baune* collides the US tanker *Keytrader*, fire, lower MS Riv., LA-- 16
108. 1847 -- June 09, collision, *Chesapeake* and *Porter*, Lake Erie, Conneaut, OH --10-15  
109. 1847 -- Dec 20, steamer *Westwood* hits bank in fog, boilers explode, below New Orleans LA<sup>1742</sup>-12-15  
110. 1851 -- Mar 24, boats collide, *Lowell* sinks, OH Riv., Captina Isl., ~Moundsville, WV-- 15  
111. 1857 -- Feb 21, steamer *Humboldt* sunk by *Belfast*, MS Riv., chute of Island No. 75, MS-- 15  
112. 1857 -- Aug 15, steamers collide, *J.N. Harris* sinks, L.I. Sound, ~Falkland Isl. CT --13-15  
113. 1903 -- May 05, fog, steamer *Saginaw* sinks, liner *Hamilton* collis. ~Hog Island, VA<sup>1743</sup>-15  
114. 1925 -- June 28, Gloucester, MA fishing schmr. *Rex* sunk by Liner off 200M E of N.S.-- 15
115. 1909 -- July 12, Fog, SS *John B. Cowle* hit by *Scott*/sinks, Lake Superior off Whitefish Pt., MI<sup>1744</sup>-14  
116. 1889 -- Mar 26~, Gloucester fishing schmr. *Shiloh* reported run down off Cape Cod -- 14
117. 1831 -- May 14, Steamboat *Coosa* sinks, collision with *Huntress*, Caruthersville, MO-- 13  
118. 1866 -- Apr 18, boats collide, *City of Norwich* burns/sinks, L.I. Sound off Huntington NY-11-13  
119. 1877 -- Jan 07, steamer *Montgomery* hit by *Seminole*, sinks, 38m NE of Cape May, NJ-- 13  
120. 1895 -- Mar 08, fog, stmr. *Longfellow* hits C&O bridge pier/sinks, OH Riv., Cincinnati, OH--11-13  
121. 1918 -- Mar 19, Tug *W.A. Bisso*, Sinks in Collision near New Orleans -- 13  
122. 1949 -- Jan 19, USCG *Eastwind* and SS *Gulfstream* collide in fog ~60M SE of Barnegat Light Vessel--13
123. 1852 -- Dec 14, steamers collide, *Western World* rolls over, MS Riv., Princeton Lndg., MS--12  
1856 -- Apr 16~ steamers collide, *Northerner* sinks, Lake Huron, off Port Huron, MI<sup>1745</sup>--1 or 12
124. 1862 -- Aug 09, sch. *Oriole* sinks, hit by *Illinois* in fog, Lake Sup. off Pictured Rocks, MI-12  
125. 1865 -- Jun 03, Steamers *Poland* and *Idaho* collide, *Poland* Sinks, Yazoo River, MS- 10-12  
126. 1876 -- ~May, Gloucester, MA Fishing Sch. *Saratoga* hit/sunk, Georges Bank -- 9-12  
127. 1889 -- Nov 20, stmr. *Manhattan* sinks, collision, sch. *Agnes Manning*, off Fenwick Isl., DE--12  
128. 1914 -- Aug 26, *Admiral Sampson* collision, Fog, Puget Sound, Point No Point, WA<sup>1746</sup>-12  
129. 1944 -- Apr 27, ships collide, freight *James H Reed* sinks, Lake Erie fog, off Ashtabula, OH-- 12  
130. 1961 -- Nov 07, M/V *Union Reliance*, M/V *Berean*, collide, Houston Channel, TX -- 12  
131. 1979 -- Aug 30, *Inca Tupac Yupanqui* hits barge, explos./fire, MS Riv., Good Hope, LA--12
132. 1875 -- Aug 26, ships collide, freighter *Comet* sinks, Lake Superior, 7M SE Whitefish Pt., WI--11  
133. 1875 -- Dec 01, steamer *Sunnyside* hits ice and sinks, Hudson, off West Park, NY -- 11  
134. 1902 -- Dec 17, schooners *Louise B. Crary*/*Frank A. Palmer* collide, Gloucester MA-- 11

---

<sup>1742</sup> Cross-listed in Fog as a Contributing Factor and in boiler explosions -- was thought boilers would not have exploded if water had not sloshed onto hot metal when boat went onto bank and then off again.

<sup>1743</sup> Cross-listed in Fog as a Contributing Factor.

<sup>1744</sup> Cross-listed in Fog as a contributing factor.

<sup>1745</sup> We show this only because there were accounts of 12 deaths. Papers at the time note only one death – engineer.

<sup>1746</sup> Cross-listed in Fog as a Contributing Factor

- 135. 1907 -- June 11, battleship *Minnesota* launch run-down, Hampton Roads, VA -- 11
- 136. 1909 -- June 06, ship hits wharf, collapses, Mandeville, Lake Pontchartrain LA -- 11
- 137. 1927 -- Oct 29, fishing sch. *Avalon* hit by steamer in fog, sinks off Highland Light, Cape Cod MA-11
- 138. 1951 -- Oct 29, two boats and barge collide, gasoline explosion, Buffalo River, NY -- 11
- 139. 1960 -- July 19, USN destroyers *Ammen* & *Collett* collide, fog ~Newport Beach, CA<sup>1747</sup> 11
- 140. 1978 -- Oct 20, USCG Cutter *Cuyahoga* & MV *Santa Cruz II* collide ~Smith Point, MD-- 11
- 141. 2003 -- Oct 15, ferry *Andrew J. Barberi* hits pier, St George Terminal, Staten Isl. NY-- 11

**MARITIME** Events – **COLLISIONS** subset – By **Mortality** (continued):

- 142. 1845 -- Aug 12, collision, steamers *London* & *Kent* (sinks), Lake Erie, Pt. Pelee, Ont.-- 10
  - 143. 1847 -- June 09, ships collide, steamer *Chesapeake* sinks, Lake Erie, ~Conneaut, OH--8-10
  - 144. 1868 -- Sep 16, sch. *Persian* sunk by *E.B. Allen*, Lake Huron, 3m off 40-Mile Point MI--10
  - 145. 1875 -- May 02, steamer *St. Luke* hits bridge pier/sinks, Missouri Riv., St. Charles, MO--9-10
  - 146. 1875 -- July 06, steamer *Isaac Bell* & tug *Lumberman* collide, Hampton Roads, VA -- 10
  - 147. 1929 -- Oct 31, fog, steamers collide, *Senator* sinks, Lake MI, off Port Washington, WI--7-10
  - 148. 1930 -- Sep 01, Seattle halibut schooner *Orient* hit by freighter ~Vancouver Isl., B.C.-- 10
  - 149. 1952 -- May 25, tankers *A. C. Dodge* and *Michael* collide, explos./fire, Delaware Riv., DE--10
  - 150. 1957 -- Mar 6, USN tanker *Mission San Francisco* & *Elna II* collide, explosion, Delaware Riv. DE-10
  - 151. 1960 -- Oct 22, *Alcoa Corsair* collision, Mouth of Mississippi River, LA -- 10
  - 152. 1965 -- May 07, ships collide, fog,, *Cedarville* sinks, Lake Huron, Mackinac Straits, MI- 10
  - 153. 1972 -- Nov 7, freighter hits Sidney Lanier Bridge, span collapses/cars fall, Brunswick GA--10
  - 154. 2017 -- Aug 21, *USS John S. McCain* collision/merchant ship *Alnic MC* ~Singapore-- 10
- 1929 -- July 28, speedboats *Zipper* and *Miss Thriller* collide at night, W. Okoboji Lake, IA-- 9

---

<sup>1747</sup> Cross-listed in Fog as Contributing Factor.

**MARITIME** Subset – **DISEASE**, infectious and/or contagious – **By Mortality**

1. 1833 -- June-July (esp.), cholera, esp. brig *Ajax*, steamers *Chester & Tobacco Plant*<sup>1748</sup>-- ≥190
2. 1822 -- May 08-July 24,<sup>1749</sup> yellow fever, U.S. frigate *Macedonian*, Caribbean -- 101
3. 1832 -- Nov-Dec (especially), cholera, East Coast, Mississippi and Ohio river boats<sup>1750</sup>-- ≥95
4. 1918 -- Sep 29-Oct, Navy transport *Leviathan*, influenza epidemic, Atlantic Ocean -- 91
5. 1849 -- Early May--May 10, cholera, steamer *Monroe*, St. Louis to Jefferson City<sup>1751</sup>--63-70
6. 1852 -- cholera, esp. Miss./OH Rivers, steamers *Midas/17* and *Philadelphia/43* (Atlantic)≥70
7. 1918 -- fall/winter, cruiser *Pittsburgh*, influenza epidemic, Rio de Janeiro Brazil -- 58
8. 1918 -- Sep 20-Oct 2, Navy transport *America*, influenza outbreak, Atlantic/France -- 55
9. 1851 -- Feb?, steamboat *Arkansas*, Tallapoosa River, Mobile to Wetumpka, AL -- 52
10. 1848 -- Dec 22, cholera, steamboat *Peytona* arrives at Louisville from New Orleans<sup>1752</sup>-- 50
11. 1849 -- sometime after Apr 21, cholera on steamboat *Mary*, MS River before St. Joseph-- 50
  
12. 1858 -- Spring, USS *Susquehanna*, yellow fever outbreak, off San Juan, PR -- 46
13. 1853 -- ~early March, steamer *Winfield Scott*, Panama to San Francisco, yellow fever-- ~41
14. 1850 -- Jan, steamboat *Dove*, cholera, Ouachita River, AR and LA --30-40
15. 1862 -- fall, esp., yellow fever, especially U.S. Frigate *St. Lawrence* (29) -- 38
16. 1918 -- Early Oct, Navy transport *Siboney*, influenza epidemic, Atlantic Ocean -- 38
17. 1834 -- cholera, steamboats *Champion* (8), *Chicago* (2), and *Kentuckian* (Aug, 18) -- 29
18. 1849 -- May 16 (by), steamboat *Winfield Scott*, New Orleans to Louisville, cholera --28-29
19. 1849 -- early June, cholera, steamboat *Uncle Toby*, MS River, ~Quincy to Rock Isl. -- 27
20. 1851 -- before June 22, steamer *Grand Turk*, cholera, Mississippi River<sup>1753</sup> -- ~25
21. 1851 -- before June 22, steamer *Pride of the West*, cholera, Mississippi River<sup>1754</sup> -- ~25
22. 1853 -- ~Early March, steamer *Golden Gate*, Panama to San Francisco, yellow fever -- 23
23. 1799 -- Nov-Feb 1880, ship USS *Delaware*, yellow fever, Curacao, Caribbean<sup>1755</sup> -- 20
24. 1799 -- June-July, frigate USS *General Greene*, yellow fever, Cuba to Portsmouth NH<sup>1756</sup>-->20
25. 1822 -- July-Aug, yellow fever, U.S. brig *Enterprise*; Caribbean to NYC & at NYC -- 19
26. 1850 -- Sep 12-17, cholera, steamer *Falcon*, Chagres, Panama to Havana, Cuba<sup>1757</sup> --17-18

<sup>1748</sup> Brig *Ajax* experienced about fifty fatalities after leaving New Orleans, most after putting in at Key West. Steamboat *Chester* had approximately one hundred fatalities among troops and Swiss immigrants after leaving New Orleans for St. Louis. Steamboat *Tobacco Plant* lost seventeen people after leaving New Orleans for Louisville in April. Steamboat *Reindeer* lost sixteen on the Arkansas River in July. We postulate that many more people died of cholera on river steamboats than we have taken note.

<sup>1749</sup> The dates are from the time of the first reported case until sailing back to the Baltimore Navy Yard on July 24.

<sup>1750</sup> We do not know actual number, but speculate is was very much in excess of the information represented herein concerning 8 steamboats and one brig: Brig *Amelia*, NY to SC (20); from Mississippi and Ohio Rivers, Steamers *Chief Justice Marshall* (36), *Constitution* (7), *Experiment* (1); *Express* (1); *Gallipolis* (4); *Freedom* (13); and two unnamed steamboats (1 each).

<sup>1751</sup> Counted as well in 1849 cholera listing (which contains narrative content). We have not yet been able to break out the number of people dying on the *Monroe*, as opposed to those who died from the *Monroe* after landing, and the citizens who were infected with cholera and subsequently died in Jefferson City and in Cole County. It is conceivable the number dying on the *Monroe* was less than sixty-three.

<sup>1752</sup> McClellan in *History of the Travels of Asiatic cholera...In North America* (1875, p. 611), writes that in addition to these fifty deaths a number of passengers subsequently succumbed to cholera at the Marine Hosp. there.

<sup>1753</sup> We note about twenty-five in that newspaper article writes of fifty deaths on *Grand Turk* and *Pride of the West*.

<sup>1754</sup> We note about twenty-five in that newspaper article writes of fifty deaths on *Grand Turk* and *Pride of the West*.

<sup>1755</sup> There were at least 1,355 yellow fever deaths in 1799 – principally Charleston, SC, NYC, and Philadelphia.

<sup>1756</sup> There were at least 1,335 yellow fever deaths in 1799 – principally Charleston, SC, NYC, and Philadelphia.

27. 1867 -- Oct, U.S. ship *Potomac*, cholera, Philadelphia Navy Yard, PA -- 18  
 28. 1849 -- Nov (early to 15<sup>th</sup> arrival at St. Louis), steamboat *Constitution*, cholera<sup>1758</sup> --12-17  
 29. 1850 -- Oct 28-Nov 8, cholera, barque *Splendid*, Sacramento to San Francisco<sup>1759</sup> -- 17  
 30. 1864 -- Aug 18-30 timeframe, yellow fever, U.S. gunboat *John Chambers* -- 16  
 31. 1839 -- Late summer or fall, steamboat *Corsair*, yellow fever, Mississippi River -- 15  
 32. 1848 -- Late Dec, steamer *Potomac* [unclear], cholera, NOLA to Louisville, KY<sup>1760</sup> -- 14  
 33. 1866 -- Oct (late). US gunboat *Bienville*, while in Caribbean and passage to NYC -- 14  
 34. 1850 -- April, cholera, Steamer *St. Louis*, New Orleans to St. Louis, arriving May 1 --12-13

**MARITIME** Subset – **DISEASE**, infectious and/or contagious – **By Mortality** (continued)

35. 1851 -- June-July?<sup>1761</sup> cholera, Steamboat *St. Ange*, upon arrival at Fort Pierre, SD -- 13  
 36. 1850 -- April, cholera, Steamer *Missouri*, New Orleans to St. Louis, arriving May 2 -- ~12  
 37. 1851 -- by April 24, cholera, Steamboat *Iroquois*, New Orleans to St. Louis, MO -- 12  
 38. 1841 -- Sep-Oct. yellow fever, crew of the USS *Levant*, at Pensacola, FL -- 11  
 39. 1849 -- by Mar 24, cholera, Steamboat *Yorktown*, MS Riv. before reaching Cairo, IL -- 10  
 40. 1849 – Apr-early May?, cholera, steamer *Weston*, up Missouri River to Ft. Leavenworth-- 10

<sup>1757</sup> Were for most part, if not all, on way from California back, via Panama, to East Coast. Sixteen were Americans.

<sup>1758</sup> St. Louis paper notes 17 deaths; a later New Orleans paper writes that of that number only 12 were truly cholera.

<sup>1759</sup> The last three deaths were on the 8<sup>th</sup> in a San Francisco hospital after transfer from the boat upon landing on 7<sup>th</sup>.

<sup>1760</sup> “A dispatch just received from Louisville, dated 28<sup>th</sup>, says the steamer *Poto*... [unclear] arrived from New Orleans this morning and reports that the cholera is very bad there. Fourteen of the steamer’s deck passengers died with it coming up.” (*Sandusky Clarion*, OH. “Telegraphic Dispatches.” 1-7-1849, 3.)

<sup>1761</sup> A newspaper report is dated July 29. Another source simply notes that the *St. Ange* brought cholera to Fort Pierre, starting an epidemic which spread to traders, trappers, local Native Americans, and then their neighbors.



**MARITIME** Subset – **DISEASE**, infectious and/or contagious – **Chronological**

1. 1799 -- Jun-Jul, Frigate USS *General Greene*, yellow fever, Cuba to Portsmouth NH<sup>1762</sup> -->20
2. 1799 -- Nov-Feb 1880, Ship USS *Delaware*, yellow fever, Curacao, Caribbean<sup>1763</sup> -- 20
3. 1822 -- May 8-July 24,<sup>1764</sup> yellow fever, U.S. Frigate *Macedonian*, Caribbean -- 101
4. 1822 -- July-Aug, yellow fever, U.S. Brig *Enterprise*; Caribbean to NYC & at NYC -- 19
5. 1832 -- Nov-Dec (especially), cholera, East Coast, Mississippi and Ohio river boats<sup>1765</sup>-- ≥95
6. 1833 -- June-July (esp.), cholera, esp. Brig *Ajax*, Steamers *Chester & Tobacco Plant*<sup>1766</sup>--≥190
7. 1834 -- cholera, Steamboats *Champion* (8), *Chicago* (2), and *Kentuckian* (18) -- 29
8. 1839 -- Late summer or fall, Steamboat *Corsair*, yellow fever, Mississippi River -- 15
9. 1841 -- Sep-Oct. yellow fever, crew of the USS *Levant*, at Pensacola, FL -- 11
10. 1848 -- Dec 22, cholera, Steamboat *Peytona* arrives at Louisville from New Orleans<sup>1767</sup> -- 50
11. 1848 -- Late Dec, Steamer *Potomac* [unclear], cholera, NOLA to Louisville, KY<sup>1768</sup> -- 14
12. 1849 -- by Mar 24, cholera, Steamboat *Yorktown*, MS Riv. before reaching Cairo IL -- 10
13. 1849 -- Apr-early May?, cholera, steamer *Weston*, up Missouri River to Ft. Leavenworth-- 10
14. 1849 -- After Apr 21, cholera on Steamboat *Mary*, MS Riv. before St. Joseph -- 50
15. 1849 -- Early May-~May 10, cholera, Steamer *Monroe*, St. Louis to Jefferson City<sup>1769</sup> --63-70
16. 1849 -- early June, cholera, steamboat *Uncle Toby*, MS River, ~Quincy to Rock Isl. -- 27
17. 1849 -- May 16 (by), steamboat *Winfield Scott*, New Orleans to Louisville, cholera --28-29
18. 1849 -- Nov (early to 15<sup>th</sup> arrival at St. Louis), Steamboat *Constitution*, cholera<sup>1770</sup> --12-17
19. 1850 -- Jan, Steamboat *Dove*, cholera, Ouachita River, AR and LA --30-40

<sup>1762</sup> There were at least 1,355 yellow fever deaths in 1799 – principally Charleston, SC, NYC, and Philadelphia.

<sup>1763</sup> There were at least 1,355 yellow fever deaths in 1799 – principally Charleston, SC, NYC, and Philadelphia.

<sup>1764</sup> The dates are from the time of the first reported case until sailing back to the Baltimore Navy Yard on July 24.

<sup>1765</sup> We do not know actual number, but speculate is was very much in excess of the information represented herein concerning 8 steamboats and one brig: Brig *Amelia*, NY to SC (20); from Mississippi and Ohio Rivers, Steamers *Chief Justice Marshall* (36), *Constitution* (7), *Experiment* (1); *Express* (1); *Gallipolis* (4); *Freedom* (13); and two unnamed steamboats (1 each).

<sup>1766</sup> Brig *Ajax* experienced about fifty fatalities after leaving New Orleans, most after putting in at Key West. Steamboat *Chester* had approximately one hundred fatalities among troops and Swiss immigrants after leaving New Orleans for St. Louis. Steamboat *Tobacco Plant* lost seventeen people after leaving New Orleans for Louisville in April. Steamboat *Reindeer* lost seek on the Arkansas River in July. We postulate that many more people died of cholera on river steamboats than we have taken note.

<sup>1767</sup> McClellan in *History of the Travels of Asiatic cholera...In North America* (1875, p. 611), writes that in addition to these fifty deaths a number of passengers subsequently succumbed to cholera at the Marine Hosp. there.

<sup>1768</sup> “A dispatch just received from Louisville, dated 28<sup>th</sup>, says the steamer Poto... [unclear] arrived from New Orleans this morning and reports that the cholera is very bad there. Fourteen of the steamer’s deck passengers died with it coming up.” (*Sandusky Clarion*, OH. “Telegraphic Dispatches.” 1-7-1849, 3.)

<sup>1769</sup> Counted as well in 1849 cholera listing (which contains narrative content). We have not yet been able to break out the number of people dying on the *Monroe*, as opposed to those who died from the *Monroe* after landing, and the citizens who were infected with cholera and subsequently died in Jefferson City and in Cole County. It is conceivable the number dying on the *Monroe* was less than sixty-three.

<sup>1770</sup> St. Louis paper notes 17 deaths; a later New Orleans paper writes that of that number only 12 were truly cholera.

20. 1850 -- April, cholera, steamer *St. Louis*, New Orleans to St. Louis, arriving May 1 --12-13  
 21. 1850 -- April, cholera, steamer *Missouri*, New Orleans to St. Louis, arriving May 2 -- ~12  
 22. 1850 -- Sep 12-17, cholera, steamer *Falcon*, Chagres, Panama to Havana, Cuba<sup>1771</sup> --17-18  
 23. 1850 -- Oct 28-Nov 8, cholera, barque *Splendid*, Sacramento to San Francisco<sup>1772</sup> -- 17

**MARITIME** Subset – **DISEASE**, infectious and/or contagious – **Chronological** (continued)

24. 1851 -- Feb?, Steamboat *Arkansas*, Tallapoosa River, Mobile to Wetumpka, AL -- 52  
 25. 1851 -- by April 24, cholera, Steamboat *Iroquois*, New Orleans to St. Louis, MO -- 12  
 26. 1851 -- before June 22, Steamer *Grand Turk*, cholera, Mississippi River<sup>1773</sup> -- ~25  
 27. 1851 -- before June 22, Steamer *Pride of the West*, cholera, Mississippi River<sup>1774</sup> -- ~25  
 28. 1851 -- June-July?<sup>1775</sup> cholera, Steamboat *St. Ange*, upon arrival at Fort Pierre, SD -- 13
29. 1852 -- cholera, esp. MS/OH Rivers, Steamers *Midas/17* and *Philadelphia/43* (Atlantic)-- ≥70
30. 1853 -- ~Early March, yellow fever, Steamer *Golden Gate*, Panama to San Francisco-- 23  
 31. 1853 -- ~Early March, yellow fever, Steamer *Winfield Scott*, Panama to San Francisco--~41
32. 1858 -- Spring, yellow fever outbreak, USS *Susquehanna*, off San Juan, Puerto Rico -- 46
33. 1862 -- fall, esp., yellow fever, especially U.S. Frigate *St. Lawrence* (29) -- 38
34. 1864 -- Aug 18-30 timeframe, yellow fever, U.S. gunboat *John Chambers* -- 16
35. 1866 -- Oct (late). US gunboat *Bienville*, while in Caribbean and passage to NYC -- 14
36. 1867 -- Oct, U.S. Ship *Potomac*, cholera, Philadelphia Navy Yard, PA -- 18
37. 1918 -- fall/winter, Cruiser *Pittsburgh*, influenza epidemic, Rio de Janeiro Brazil -- 58  
 38. 1918 -- Sep 20-Oct 2, Navy Transport *America*, influenza outbreak, Atlantic/France -- 55  
 39. 1918 -- Sep 29-Oct, Navy Transport *Leviathan*, influenza epidemic, Atlantic Ocean -- 91  
 40. 1918 -- Early Oct, Navy Transport *Siboney*, influenza epidemic, Atlantic Ocean -- 38

<sup>1771</sup> Were for most part, if not all, on way from California back, via Panama, to East Coast. Sixteen were Americans.

<sup>1772</sup> The last three deaths were on the 8<sup>th</sup> in a San Francisco hospital after transfer from the boat upon landing on 7<sup>th</sup>.

<sup>1773</sup> We note about twenty-five in that newspaper article writes of fifty deaths on Grand Turk and Pride of the West.

<sup>1774</sup> We note about twenty-five in that newspaper article writes of fifty deaths on Grand Turk and Pride of the West.

<sup>1775</sup> A newspaper report is dated July 29. Another source simply notes that the *St. Ange* brought cholera to Fort Pierre, starting an epidemic which spread to traders, trappers, local Native Americans, and then their neighbors.

**MARITIME** Events-- **EXPLOSIONS** Subset -- **By MORTALITY**

1. 1865 -- Apr 27, steamer *Sultana* boiler explos./fire, MS. Riv., Redman Point, AR -1,547-1,947
2. 1947 -- Apr 16-17, *Grandcamp* ammonium nitrate explosion, Texas City, TX<sup>1776</sup> --581-600
3. 1944 -- Nov 10, explosion, USS *Mount Hood*, Seeadler Harbor, Manus Island<sup>1777</sup> --372-378
4. 1944 -- July 17, munitions ships explode while loading, Port Chicago, CA<sup>1778</sup> --320-325
5. 1898 -- Feb 15, USS *Maine* explosion, Havana Harbor, Cuba --260-268
6. 1866 -- Feb 02, steamboat *W.R. Carter* boiler explosion, MS River, Island No. 98 --123-215
7. 1838 -- Apr 25, steamboat *Moselle* boiler explosion and fire, near Cincinnati, OH --81-200
8. 1841 -- Aug 09, steamer *Erie* explosion/fire, sinks, Lake Erie off Silver Creek, NY --100-200
9. 1944 -- May 21, munitions explosion, six LSTs lost, West Loch, Pearl Harbor, HI -- 163
10. 1858 -- Jun 13, *Pennsylvania* boiler explos./fire, MS River, Ship Isl., Hardin Pt., AR--60-160
  
11. 1863 -- Aug 19, steamboat *City of Madison* ammunition explosion, Vicksburg, MS --50-156
12. 1849 -- Nov 15, steamboat *Louisiana* boilers explode, sinks, New Orleans, LA --86-150
13. 1838 -- June 14, sidewheel *Pulaski* boiler explodes/sinks SE of New River Inlet, NC--95-141
14. 1944 -- Jan 03, US destroyer *Turner* ammo explosions/fire/sinks ~NY Harbor, NY --138-139
15. 1967 -- July 29, USS *Forrestal* jet rocket fires/hits plane/fire/explosions, Tonkin Gulf, Vietnam-134
16. 1838 -- Apr 21, steamer *Oronoko* boiler explosion, MS River, near Princeton, MS --100-130
17. 1871 -- July 30, Staten Island ferry *Westfield II* boiler explosion, NY Harbor, NY --106-125
18. 1864 -- Sep 5, steamer *Washoe* boiler explos., Sacramento Riv., ~10m N. of Rio Vista, CA- 51-103
19. 1954 -- May 26, U.S. Carrier *Bennington* explosions and fire, off Quonset Point, RI -- 103
20. 1850 -- Dec 13, steamer-tug *Anglo-Norman* boiler explosion, near New Orleans, LA--20-100
21. 1851 -- Sep 29, steamboat *Brilliant* boiler explosion, Miss. River, Bayou Goula, LA --27-100
22. 1852 -- Apr 09, steamboat *Saluda* boiler explosion, Missouri River, Lexington, MO --54-100
  
23. 1844 -- Oct 23, steamer *Lucy Walker* boiler explosion, Ohio River ~New Albany, IN --56-80
24. 1847 -- Dec 29, steamer *A.N. Johnston* boiler explosion, Ohio River, ~Maysville KY --60-80
25. 1855 -- Jan 27, steamboat *Pearl* boiler explosion, Sacramento River, Sacramento, CA --67-80
26. 1871 -- Aug 27, steamboat *Ocean Wave* boiler explosion, Point Clear ~Mobile, AL --34-75
27. 1932 -- Sep 09, steam screw *Observation* explosion and fire, East River, NY -- 72
28. 1859 -- Feb 27, steamer *Princess* boiler explosion/fire, MS River, near Baton Rouge, LA-- 70
29. 1850 -- Apr 28, steamer *Anthony Wayne* boiler explosion, Lake Erie, ~Vermilion, OH--38-69
30. 1865 -- Oct 12, steamer *Yosemite* boiler explosion, Sacramento Riv., Rio Vista, CA --55-68
31. 1871 -- Jan 28, steamer *W. R. Arthur* boilers explode, MS riv., Isl. #40 ~Memphis TN --45-66
32. 1866 -- Jan 30, steamer *Missouri* boiler explodes/sinks, Ohio River near Newburgh, IN-- 65
33. 1905 -- July 21, USS *Bennington* gunboat boiler explosion, San Diego, CA --60-65
34. 1852 -- Apr 03, steamboat *Glencoe* boiler explosion and fire, St. Louis, MO --40-62
35. 1945 -- Jan 21, USN plane bombs explode, USS *Hancock* landing, South China Sea -- 62
36. 1864 -- Nov 12, Navy gunboat *Tulip* boiler explosion, Ragged Point, MD --49-61
37. 1825 -- May 05, steamer *Teche*, explos. MS Riv., St. Catherines Creek, ~Natchez, MS--15-60
38. 1830 -- Feb 24, steamboat *Helen McGregor* boiler explosion, Miss riv., Memphis, TN--33-60
39. 1833 -- June 07, steamer *Peruvian* boiler explosion, MS River, ~New Orleans LA<sup>1779</sup> --50-60

<sup>1776</sup> Cross-listed in Explosions, in Fire, and in Hazardous Materials Transportation.

<sup>1777</sup> Largest of the Admiralty Islands, and fifth largest island in Papua New Guinea. Cross-listed in Explosions.

<sup>1778</sup> Cross-listed under Explosions and in Hazardous Materials Transportation.

40. 1838 -- Nov 25, *General Brown* boiler explosion, Mississippi River, Helena, AR --30-60  
 41. 1854 -- Jan 28, Steamboat *Georgia* Fire, Lake Pontchartrain, LA --25-60  
 42. 1859 -- Apr 24 steamer *St. Nicholas* boiler explosion/fire, MS Riv., 9m above Helena AR--~60  
 43. 1866 -- May 31, *City of Memphis* boiler explosion/fire, MS River off Buck Island AR--11~60  
 44. 1867 -- Feb 17, Steamer *David White* boiler explosion, Miss. River ~Pt. Chicot, MS --35-60

**Maritime Events -- EXPLOSIONS Subset -- By Mortality (continued)**

45. 1842 -- July 03, steamboat *Edna* boiler explosion, near Mouth of Missouri River, MO -- 55  
 46. 1913 -- Mar 07, harbor/ship (*Alum Chine*) dynamite explosion, Baltimore, MD<sup>1780</sup> -- 55  
 47. 1925 -- Aug 18, steamer *Mackinac* boiler explosion, Narragansett Bay --47-55  
 48. 1944 -- Apr 19, U.S. Liberty Ship *John Straub* explodes/sinks off Sanak Island, AK -- 55  
 49. 1945 -- Apr 09, US freighter *Charles Henderson* explos., bomb unloading, Bari, Italy --52-54  
 50. 1848 -- Aug 12, steamer *Edward Bates* boiler explosion, Miss. River ~Hamburg, IL -- 53  
 51. 1837 -- Dec 27, *Black Hawk* Boiler Explos./Fire, MS River, Black Hawk Pt., LA --30-50  
 52. 1848 -- May 27, steamboat *H. Kenney* boiler explosion, Tombigbee River, AL -- 8-50  
 53. 1850 -- Oct 29, steamboat *Sagamore* boiler explosion, Central wharf, San Francisco, CA--30-50  
 54. 1860 -- June 25, steamer *Ben. W. Lewis* boiler explosion/fire, Miss. River, Cairo, IL --23-50  
 55. 1880 -- June 28, steamer *Seawanhaka* explodes/burns, East River, Randall's Isl. NY --24-50
56. 1989 -- Apr 19, *USS Iowa* No. 2 turret explosion, near Puerto Rico -- 47  
 57. 1854 -- Mar 13/14, steamboat *Reindeer* burst Flue, Ohio River, Cannelton, IN --38-46  
 58. 1889 -- Oct 03, steamer *Corona* boiler explosion, Mississippi River, False River, LA --38-46  
 59. 1829 -- June 04, steam Frigate *Fulton* magazine explosion, Navy Yard, Brooklyn, NY--24-40  
 60. 1835 -- May 15, steamboat *Majestic* boiler collapse/explosion, Memphis TN --38-40  
 61. 1843 -- Sep 19, steamboat *Clipper No. 1* boiler explosion, MS River, Bayou Sara, LA --30-40  
 62. 1852 -- Apr 03, steamer *Redstone* boiler explosion, Ohio River 3M~ Carrolton, KY --26-40  
 63. 1852 -- July 05, steamer *St. James* boiler explosion/burns, Lake Pontchartrain, LA --38-40  
 64. 1866 -- Jan 28, steamer *Miami* boiler explosion and fire, Arkansas River ~Napoleon AR-- 40  
 65. 1872 -- Apr 11, steamer *Oceanus* boiler explosion/fire, MS River, Brook's Point, IL --34-40
66. 1860 -- Oct 31, steamer *H.R.W. Hill* boiler explosion, Miss. River, Baton Rouge, LA -- 39  
 67. 1953 -- Oct 16, carrier *USS Leyte* explosion/fire, Charleston Naval Yard, Boston MA -- 37  
 68. 1852 -- Sep 04, steamboat *Reindeer* boiler explosion, Hudson River ~ Bristol, NY --28-37  
 69. 1941 -- June 29, cabin cruiser *Don* explodes and burns off Bailey Island, ME -- 37  
 70. 1850 -- Apr 22, *Belle of the West*, fire / boiler explos.?, OH River, ~Warsaw, KY<sup>1781</sup> --34-36  
 71. 1853 -- Mar 23, steamer *Farmer* boiler explosion, was racing, Galveston Bay, TX --32-36  
 72. 1865 -- Jan 26/27, steamer *Eclipse* boiler explosion, Tenn. River, Johnsonville, TN --27-36  
 73. 1845 -- July 23, steamboat *Big Hatchie* boiler explosion, Missouri River, Hermann MO-->35  
 74. 1868 -- Mar 18, *Magnolia* boiler explosion/fire, OH Riv. ~Cincinnati Oh & California Ky-- 35  
 75. 1853 -- Apr 11, steamship *Jenny Lind* boiler explosion, San Fran. Bay ~Redwood City, CA--33-34  
 76. 1864 -- Apr 15, steamer *Chenango* boiler explosion, NY Harbor ~Ft. Richmond NY --30-33

<sup>1779</sup> One report was of a boiler explosion above New Orleans, another in Natchez MS, one which notes only MS River between New Orleans and Louisville, and one which states that the explosion did not occur.

<sup>1780</sup> Cross-listed in Explosions and in Hazardous Materials Transportation.

<sup>1781</sup> There were newspaper stories of 50-120 deaths. We use lower estimates found in government and later writings.

**Maritime Events-- EXPLOSIONS Subset – By Mortality (continued):**

77. 1817 -- May 04, steamer *Constitution* boiler explosion, Miss. Riv., Point Coupee, LA --10-30  
78. 1828 -- May, *Car of Commerce* boiler explosion, Miss. River, 110m so. Ohio River -- 30  
79. 1836 -- Mar 13, steamboat *Ben Franklin* boiler explosion near wharf, Mobile, AL --13-30  
80. 1839 -- May 06, *George Collier* steam escape, Miss. River at Red River mouth, LA --26-30  
81. 1845 -- July 01, steamboat *Marquette* boiler explosion, New Orleans, LA --17-30  
82. 1848 -- Jan 09, *Blue Ridge* boiler explosion, OH River, Raccoon Island, ~Gallipolis OH--15-30  
83. 1850 -- Nov 21, 25 or 26, steamer *Antoinette Douglas* boiler explosion, AL River, AL-- 9-30  
84. 1852 -- Nov 12, *Buckeye Belle* boiler explosion, Muskingum River, Beverly canal, OH-- 30  
85. 1854 -- Apr 15, steamer *Secretary* boiler explosion ~Petaluma Riv., San Pablo Bay, CA --18-30  
86. 1855 -- June 30, steamer *Lexington* boiler explosion/fire, Ohio Riv., ~Stephensport KY-- 30  
87. 1856 -- Feb 05, steamboat *Belle* boiler explosion, Sacramento Riv. 9M above Sacramento, CA--~30  
88. 1873 -- Aug 22, *George C. Wolfe* boiler explosion, MS Ri., St Francis Is. ~Helena AR -15-30  
89. 1888 -- Feb 27, ferry *Julia* boiler explosion/fire, Carquinez Strait, South Vallejo, CA -- 30  
90. 1918 -- Oct 04, steamer *San Sabo* strikes mine, 15 miles SW of Barnegat, NJ<sup>1782</sup> -- 30
91. 1848 -- Sep 17, steamer *Concordia*, flue/boiler explosion, Miss. Riv., Plaquemine, LA--28-29  
92. 1842 -- Apr 14, *Medora* steamboat boiler explosion, Baltimore Harbor, MD -- 28  
93. 1901 -- Aug 28, *City of Trenton* boiler explosion, Delaware River near Torresdale, PA--26-28  
94. 1969 -- Jan 14, explosions and fire on USS *Enterprise*, off Pearl Harbor, Hawaii -- 28  
95. 1837 -- Aug 15, steamer *Dubuque* boiler explosion, Miss. River, Muscatine Bar, IA --16-27  
96. 1863 -- Apr 14, *Queen of the West* magazine explosion, fire from shelling, Grand Lake LA--26  
97. 1863 -- Apr 27, steamboat *Ada Hancock/Milton Willis* explosion, San Pedro Bay, LA CA--26  
98. 1926 -- Apr 11, tanker *Gulf of Venezuela* explosion, Port Arthur, TX<sup>1783</sup> -- 26  
99. 1969 -- Dec 26, USN Charter SS *Badger State* explos./raft hit by falling bomb, N. Pacific -- 26  
100. 1975 -- Jan 31, tanker *Corinthos* explosions/fire; hit by *Queeny*, Del. Riv. Marcus Hook PA-26  
101. 1847 -- Jan 28, steamer *Tuscaloosa* boiler explosion/fire, Mobile riv., 10M no. of Mobile AL--~25  
102. 1847 -- June 04 or 05, steamer *Edna* boiler explosion, Ouachita Riv. Columbia, LA --20-25  
103. 1854 -- Apr 08, steamer *Gazelle* boiler explosion, Oregon City, OR -- 25  
104. 1864 -- Dec 11, steamboat *Maria* boiler explosion, fire, Miss. River, Carondelet, MO-- ~25  
105. 1866 -- Mar 04, steamer *R.J. Lockwood* boiler explosion, MS Riv., below Memphis TN --17-25  
106. 1866 -- Aug 6, steamer *General Lytle* boiler explos. ~Bethlehem IN, OH Riv., KY side--20-24  
107. 1882 -- Aug 07, steamboat *Gold Dust* boiler explosion/fire, MS River ~Hickman, KY-->24  
108. 1841 -- Aug 12, steamer *Louisiana* boiler explosion, Miss. River, ~Bayou Sara, LA --20-23  
109. 1851 -- Sep 21, steamboat *James Jackson* boilers explode, OH Riv., Shawneetown IL --15-23  
110. 1850 -- Mar 23, steamer *Troy* boiler explosion, ~Lake Erie, Niagara Riv. ~Buffalo NY--18-22  
111. 1911 -- Jun 24, *City of St. Joseph*, flue collapse, MS Riv., Presidents Island, TN<sup>1784</sup> --20-22  
112. 1964 -- June 30, drilling barge *C.P. Baker* blowout/explosion/fire, Gulf of Mex. off LA--22  
113. 1851 -- Mar 02, steamer *Oregon* boiler explosion/fire, Miss. Riv., Island No. 82, AR --20-21  
114. 1956 -- Jan 17, gasoline explos./fire, SS *Salem Maritime*, terminal, Rose Bluff, LA<sup>1785</sup>-- 21

---

<sup>1782</sup> Cross-listed in Violence-Attack.

<sup>1783</sup> Cross-listed in Hazardous Materials Transportation.

<sup>1784</sup> When the flues collapsed due to too much pressure, the boiler exploded, causing destruction, death and injury.

<sup>1785</sup> Cross-listed in Explosions and in Hazardous Materials Transportation.

**Maritime** Events -- **EXPLOSIONS** Subset -- **By Mortality** (continued):

115. 1833 -- Oct 16, steamer *New England* boiler explosion, Conn. River, Essex, CT --13-20  
116. 1850 -- Jan 23, *St. Joseph* boiler explosion, MS Riv., Islands No 80/81, ~Napoleon AR-8-20  
117. 1850 -- Dec 17, steamboat *Knoxville* boiler explosion, New Orleans, LA --12-20  
118. 1851 -- Feb 20, sidewheel ferry *St. Louis*, boiler explosion, St. Louis, MO -- 20  
119. 1852 -- Jan 14, *George Washington* boiler explosion/fire, MS Riv., Grand Gulf, MS --16-20  
120. 1852 -- Apr 25, steamboat *Prairie State No. 2*, boiler explosion, Illinois Riv., Pekin, IL--20  
121. 1854 -- Aug 26, steamboat *Timour* boilers explode, MO Riv. 3m~Jefferson City, MO --15-20  
122. 1858 -- Jan 28, *Fanny Fern* boiler explosion/fire, OH Riv., ~Garrison Creek, KY<sup>1786</sup>--17-20  
123. 1858 -- Feb 17, steamer *Magnolia* boiler explos., Cape Fear River, White Hall, NC --11-20  
124. 1860 -- Nov 03, steam Towboat *Baltic* boiler explosion, Mobile Bay ~Mobile, AL -- <20  
125. 1876 -- May 17, steamer *Pat Cleburne* boiler explodes/fire, OH Riv., ~Weston KY, IL shore~20  
126. 1905 -- Jan 03, towboat *Defender* boiler explosion, Ohio River, ~Huntington, WV -- 9-20  
127. 1941 -- Mar 24, oil tanker *Cities Service Denver* explosion & fire, off NC/SC coast -- 20  
128. 1945 -- Feb 05, tanker *Spring Hill* hit/explosion/fire, off Stapleton, Staten Island, NY-19-20
129. 1881 -- Dec 26, steamer *West Point* gasoline fumes explos., York Ri., West Point, VA<sup>1787</sup> 19  
130. 1947 -- Sep 09, fuel tanks explode, fire, steamboat *Island Queen*, Pittsburgh, PA -- 19
131. 1847 -- Jan 21, stmr. *Phoenix* boiler explos.; *Phoenix/Manchester* deaths; Head of Passes, LA-- 18  
132. 1847 -- May 06, steamboat *New Hampshire* boiler explos., Ark Riv., Pine Bluff, AR-12-18  
133. 1848 -- Sep 15-21, propeller *Goliah* fire/explos., Lake Huron, ~Point au Barques, MI-- 18  
134. 1869 -- Aug 14, steamer *Cumberland* boiler explosion, OH River, ~Shawneetown, IL-- 18  
135. 1874 -- Oct 22, steamer *Brooklyn* boiler explodes/sinks, Detroit Riv. ~Wyandotte MI--13-18  
136. 1926 -- Nov 19, oil tanker *Mantilla* explos., Bethlehem Steel drydock, Sparrows Point, MD<sup>1788</sup> 18  
137. 1932 -- Feb 04, Sun Oil tanker *Bidwell* explos., while cleaning, Marcus Hook, PA<sup>1789</sup>-- 18
138. 1820 -- Mar 20, steamboat *Buffalo* explosion, Owensboro, KY -- 17  
139. 1840 -- Dec 12, explosion, Steamboat *Cherokee*, Arkansas River, Lewisburg, AR -- 17  
140. 1882 -- Dec 6, steamer *Morning Star* flue collapse/boiler bursts, MS Riv., below N.O., LA--15-17  
141. 1944 -- May 11, USN Hingham Depot boat explos. at ammo. dump at sea ~Boston Harbor, MA-17
142. 1833 -- May 19, *St. Lioness* Fire/Gunpowder Explos., Red Riv., Montgomery, LA<sup>1790</sup>14-16  
143. 1842 -- Feb 25, steamboat *North Star* boiler explosion & Fire, Tuscaloosa, AL --15-16  
144. 1849 -- Mar 03, steamer *Woodsman*, Mississippi River, Bayou Sara, LA -- 3-16  
145. 1849 -- Mar 31, steamer *Virginia* boiler explodes, sinks, Ohio River, Rush Run, OH--14-16  
146. 1869 -- Jan 13, steamer *Glide* boiler explosion/fire, MS Riv. ~57m above New Orleans LA -15-16  
147. 1892 -- June 13, USS *Boston*, munitions explosion, Mare Island Navy Yard, CA<sup>1791</sup> --14-16

---

<sup>1786</sup> Cross-listed in Maritime Fires in that most of the drowning deaths were precipitated by the fire spread.

<sup>1787</sup> Cross-listed in Hazardous Materials Transportation.

<sup>1788</sup> Cross-listed in Explosions.

<sup>1789</sup> Cross-listed in Hazardous Materials Transportation.

<sup>1790</sup> Cross-listed in Hazardous Materials Transportation.

<sup>1791</sup> Cross-listed in Explosions and in Hazardous Materials Transportation.

148. 1906 -- Dec 19, steamer *W.T. Scovell* boiler explodes, ~Vicksburg, Gold Dust Lndg. LA--13-16  
 149. 1913 -- Jan 09, Boiler Explosion, *Jas. T. Staples*, Tombigbee River, ~Mobile, AL --15-16  
 150. 1944 -- Oct 21, vapor explosion/fire, USN LSMs 211/212, Berth 223, LA Harbor, CA-- 16

**MARITIME** Events -- **EXPLOSIONS** Subset – **MORTALITY** (continued)

151. 1830 -- Apr 01, explosion of the *Tri-Color*, Ohio River, Wheeling, WV -- 15  
 152. 1830 -- May, steamer *Chief Justice Marshall* boiler explosion, Hudson River, NY -- 15  
 153. 1830 -- Sep 16 or 17, sidewheel *William Peacock* steam pipe breaks, Lake Erie ~Buffalo NY-15  
 154. 1835 -- Oct 01, steamer *Carrollton* explosion, Baton Rouge, LA -- 8-15  
 155. 1836 -- ~Oct , steamer *Nicholas Biddle* boiler explosion, below Memphis TN --13-15  
 156. 1836 -- Dec 19, schooner *Dolphin* boiler explosion, off St. Johns Bar, FL -- 15  
 157. 1847 -- Dec 20, steamer *Westwood* hits bank in fog, boilers explode, below New Orleans LA--12-15  
 158. 1849 -- Jan 14, steamer *Richland* boiler explosion, Pee Dee River, Britton's Ferry, SC-- 15  
 159. 1850 -- Nov 07, steamboat *Telegraph* boiler explosion, off New Castle, DE -- 15  
 160. 1853 -- Dec 22, steamer *Marlboro/Marlborough* boiler explosion, Charleston, SC --14-15  
 161. 1854 -- Feb 16, steamboat *Kate Kearney* boiler explosion, St. Louis, MO --≥9-15  
 162. 1857 -- Nov 18, steamboat *Cataract* mud drum explosion, Missouri Riv., Lisbon, MO --12-15  
 163. 1860 -- Nov 08, steamer *Globe* boiler explosion at dock, Chicago River, Chicago, IL-- 15  
 164. 1861 -- Feb 28, steamer *Corrine* explosion, McDonoghville, across from NOLA, LA-- 15  
 165. 1861 -- Aug 25, steamboat *J. A. McClelland* boiler explosion ~Knight's Landing, Sacramento Riv., CA--15  
 166. 1865 -- Oct 29, steamer *St. John* boiler explosion, Hudson River, ~5 miles above NYC-- 15  
 167. 1878 -- Sep 28, steamer *Adelphi* boiler explosion, ~Gregory's Pt. E. Norwalk, CT --14-15
168. 1834 -- Apr 12, steamer *St. Louis* boiler explosion, Des Moines Rapids, IA -- 14  
 169. 1842 -- Feb 19, steam towboat *Mohican* boiler explodes, MS Ri., New Orleans, LA --10-14  
 170. 1857 -- Mar 30, steamer *Forest Rose* boiler explos., Miss. Riv., near Napoleon, AR --11-14  
 171. 1858 -- Feb 04, *Colonel Crossman* boiler explosion, fire, Miss. Riv. ~New Madrid MO-- 14  
 172. 1862 -- Nov 05, steamer *J.H. Dickey* grounds IL shore, MS River, boiler explodes -- 14  
 173. 1924 -- Oct 20, USS *Trenton* gun turret powder bag explosion, off Norfolk, VA -- 14
174. 1824 -- May 15 steamboat *Aetna* boiler explosion, New York Harbor, NY --10-13  
 175. 1833 -- Nov 08, steamer *Illinois* boiler explosion, Miss. River, near Cairo, IL -- 13  
 176. 1852 -- Jan 09, steamboat *Magnolia* explodes, St. Simon's Island, GA -- 13  
 177. 1864 -- May 21, steamboat *Nile* boiler explosion, Detroit, MI -- 6-13  
 178. 1864 -- Oct 17, *J.C. Irwin* boilers explode, Cumberland Riv., 10m above Eddyville, KY--11-13  
 179. 1870 -- July 31, steamer *Silver Spray* boiler explosion/fire, MS Riv., Pacific Place, TN- 9-13  
 180. 1876 -- Mar 01, explosion, scow, Umatilla Rapids, OR -- 13  
 181. 1893 -- May 07, steam flue bursts, steamer *Ohio*, Mississippi River ~Wolf Island, MS-- 13  
 182. 1916 -- Jan 04, Gas fumes explosion, oil tanker *Aztec Norge*, Erie Basin dock, NY<sup>1792</sup>-- 13  
 183. 1974 -- Apr 09, oil tanker *Elias* explosions unloading at dock, Del. Riv., Fort Mifflin, PA--13
184. 1831 -- June 09, explosion, *General Jackson*, Hudson River, Grassy Point, NY -- 12  
 185. 1836 -- Aug 09, steamer *Motto* boiler explos., Blennerhasset's Island, OH Riv., WV-- 12

<sup>1792</sup> Cross-listed in Hazardous Materials Transportation.

**MARITIME** Events -- **EXPLOSIONS** Subset -- **MORTALITY** (continued):

186. 1837 -- July 28, sidewheel steamboat *Chariton* boiler explosion St. Louis, MO -- 12  
187. 1850 -- Oct 05, *Kate Fleming* boiler explosion/fire, Ohio River, Walker's Bar, KY --11-12  
188. 1855 -- Apr 20, propeller *Oregon* boiler explodes/sinks, Detroit River ~Belle Isle, MI-- 12  
189. 1860 -- Mar 06, steamer *Alfred Thomas* boiler explosion, Del. River, Easton, PA --10-12  
190. 1862 -- Oct 07, steamboat *Ceres* boiler explosion off St. Joseph Island lighthouse, MS-- 12  
191. 1864 -- Aug 10, propeller *Racine* boiler explosion, Lake Erie, off Rondeau, Ontario -- 12  
192. 1865 -- July 31, steamer *Joseph Pierce* boiler explosion, Palmyra Landing, MS -- 9-12  
193. 1902 -- Dec 03, fuel tank explosion, *Progreso*, Fulton Shipyard, SF, CA -- 12  
194. 1947 -- Jun 22, tanker *Markay* vapor explos. loading petrol. products, Mormon Isl., LA, CA--11-12
195. 1830 -- Apr 18, stmr. *Caledonia* boiler explosion,, MS Riv., ~9m below New Madrid, MO--10-11  
196. 1850 -- July 31, Steamer *America* boiler explosion, Lake Erie, near Barcelona, NY -- 11  
197. 1851 -- Aug 20, Steamboat *Dacotah* explosion,, Peoria, IL -- 11  
198. 1853 -- June 20, Steamboat *New World* boiler explosion,, New York, NY -- 11  
199. 1865 -- Dec 09, Steamer *De Soto* boiler explosion, near Pascagoula, MS -- 11  
200. 1868 -- May 01, steamer *Governor Cushman* boiler explodes, Lake Erie, Buffalo, NY-- 11  
201. 1886 -- Sep, Steamboat *Julia* boiler explosion, -- 11  
202. 1904 -- May 26, Towboat *Fred Wilson*, boiler explosion, W. Louisville, KY -- 11  
203. 1908 -- Nov 21, steamer *H.M. Carter* boiler explosion/fire, MS Riv., Bayou Goula, LA-10-11  
204. 1914 -- May 11, Boiler Scalding, *Steamer Jefferson*, Norfolk, VA to NYC -- 11  
205. 1916 -- Feb 02, Steamer *Sam Brown* boiler explosion, Huntington, WV -- 11  
206. 1989 -- Oct 3, F/V *Northumberland* ruptures NG pipeline/explosion/fire ~Sabine Pass, TX<sup>1793</sup>--11  
207. 2010 -- Apr 20, drill rig *Deepwater Horizon* explosion, Gulf of Mex., ~50m, LA<sup>1794</sup>-- 11
208. 1816 -- Jun 09, steamer *Washington* explosion, Ohio River, Point Harmar, OH -- ~10  
209. 1837 -- Jun 19, steamboat *Crusader* boiler explosion, Rabbit Island, LA -- ~10  
210. 1838 -- Dec 3, stmr. *Augusta* boiler explosion, Miss. River ~11m north of Natchez, MS--10  
211. 1839 -- Nov 18, *Wilmington* boiler explosion, MS Riv., ~AR Riv. and Napoleon, AR--6-10  
212. 1845 -- Feb 8, stmr. *Siren* boiler explodes, Apalachicola Riv., below Chattahoochee, FL-10  
213. 1852 -- Dec 14, steamer *Magnet* boiler explosion, OH River, Grandview Island, WV-- 10  
214. 1864 -- Nov 26, sternwheel *Sophie McLane* boiler explosion, Suisan City dock, CA -- ≥10  
215. 1865 -- Aug 21, steamboat *Argosy No. 3* mud drum explosion, Ohio River ~Rono, IN-- 10  
216. 1866 -- Sep 29, steamer *Julia*, steam drum explosion, San Francisco, CA -- 10  
217. 1877 -- Oct 02, steamer *Comfort* boiler explosion, OH Riv. near Pipe Creek, WV side-- 10  
218. 1880 -- Aug 09, steamer *Bonnie Lee* boiler explosion, Lenoir Pt., Red River, LA -- 9-10  
219. 1883 -- May 25, steamboat *Pilot* boiler explosion, Petaluma River near Lakeville, CA-9-10  
220. 1896 -- May 10, *Harry Brown* boiler explosion, Miss. River, near Ursina Landing, MS-- 10  
221. 1907 -- July 15, USS *Georgia* gun turret powder explosion off Cape Cod, MA -- 10  
222. 1945 -- Jan 02, Sun Oil tanker *Sunoco* fire and explosion, off Sandy Hook, NJ<sup>1795</sup> -- 10

---

<sup>1793</sup> Cross-listed in Explosions in that the pipeline the *Northumberland* hit was not where it should have been, under the sea-floor, and the natural gas explosion and resulting fire on the boat led to the loss of life.

<sup>1794</sup> Cross-listed in Explosions.

<sup>1795</sup> Cross-listed in Hazardous Materials Transportation.



**Maritime Events** -- **EXPLOSIONS** subset -- (continued):

223. 1957 -- Jan 29, tanker SS *Jeanny* vapor explosions, Todds shipyard, Alameda, CA<sup>1796</sup>-- 10  
224. 1957 -- Mar 6, USN tanker *Mission San Francisco* & *Elna II* collide, explosion, Delaware Riv. DE-- 10

---

<sup>1796</sup> Cross-listed under Explosions

**MARITIME** Events -- **FIRE** Subset -- **By MORTALITY**

1. 1904 -- June 15, fire, *General Slocum* excursion steamer, East River, NYC, NY --957-1,031
2. 1865 -- Mar 31, US Govt. transport *General Lyon* burns off Cape Hatteras, NC ---521-571
3. 1900 -- June 30, North German Lloyd Line fire -- piers & ships, Hoboken, NJ --325-400
  - 9 *Bremen* (crew). Hoboken Historical Museum.
  - 0 *Kaiser Wilhelm der Grosse*. Hoboken Historical Museum.
  - 44 *Main*. Hoboken Historical Museum. CD-ROM: The 1900 Hoboken Pier Fire.
  - 99 *Saale*. Eastlake, Russell, Sharpe. *World Disasters*. "Saale, New York." 2001, p. 30.
  - 173 "...on the piers." Hoboken Historical Museum.
4. 1850 -- June 17, steamer *G.P. Griffith* fire, Lake Erie, off Chagrin River mouth, OH-250-300
5. 1847 -- Nov 21, steamboat *Phoenix* fire, sinks, Lake MI, off Sheboygan, WI --160-258
6. 1862 -- July 27, Pacific Mail steamboat *Golden Gate* burns/sinks off Manzanilla, Mexico-- ~213
7. 1869 -- Oct 27, steamer *Stonewall* burns/grounds, Miss. River, Tea Table Bar, MO -- ~209
8. 1841 -- Aug 09, steamer *Erie* explosion/fire, sinks, Lake Erie off Silver Creek, NY--100-200
9. 1837 -- May 08, steamer *Ben Sherrod* fire/explosions, MS River, Fort Adams, MS --120-175
10. 1840 -- Jan 13, steamer *Lexington* fire, sinks, Long Island Sound, NY --146-156
  
11. 1832 -- Apr 09, steamer *Brandywine* burns, Miss. River, Brandywine Island, AR --60-155
12. 1934 -- Sep 08, *Morro Castle* ship fire off Sea Girt, Monmouth County, NJ --134-135
13. 1868 -- Apr 09, WI sidewheel *Sea Bird* fire/sinks, Lake Michigan, off Waukegan, IL--67-102
14. 1852 -- July 28, steamer *Henry Clay* burns/sinks, Hudson River, Yonkers, NY<sup>1797</sup> --70-90
15. 1965 -- Nov 13, SS *Yarmouth Castle* fire/capsizes/sinks, Miami to Nassau ~Great Stirrup Cay-- 90
16. 1872 -- Oct 33, screw steamer *Missouri* fire off Abaco Light, Lucaya, Bahamas --50-87
17. 1857 -- Nov 21, steamer *Rainbow* burns/sinks, MS Riv., Victoria Bend, Napoleon AR--62-75
18. 1873 -- Aug 08, steamer *Wawaset* burns off Aquia Creek, VA --13-75
19. 1875 -- Nov 09, steamship *City of Waco* burns, off Galveston Bar, TX --49-70
20. 1883 -- May 03, American steamer *Grapples*, Puget Sound to Alaska, burns, off BC -- 70
21. 1869 -- Feb 12, steamer *Mittie Stephens* fire, Caddo Lake ~Swanson's Landing TX --61-69
22. 1857 -- May 31, steamboat *Louisiana* burns, Galveston Bay, TX --35-66
23. 1902 -- Apr 20, steamer *City of Pittsburg* fire, Ohio River near Ogden's Landing, KY -- ~64
24. 1856 -- Mar 15, steam ferry-boat *New Jersey* burns, PA to Camden NJ --30-61
25. 1854 -- Jan 28, steamboat *Georgia* fire (boiler explosion?), Lake Pontchartrain, LA --25-60
26. 1854 -- Mar 05, steamboat *Caroline* burns, White Riv. ~20M from MS Riv. mouth, AR--45-60
27. 1856 -- Sep 24, sidewheel *Niagara* burns/sinks, Lake Mich., off Port Washington, WI--40-60
28. 1867 -- Jan 17, steamer *John Raine* Burns?, Mississippi River, Greenville, MS<sup>1798</sup> -- 59
29. 1856 -- July 17, MI steamer *Northern Indiana* burns, Lake Erie, near Pt. Pelee, Ontario--40-58

<sup>1797</sup> Though fire was the precipitating event, at coroner's inquest it was stated that most of the deaths were drowning.

<sup>1798</sup> Though there are four sources, I have been unable to corroborate with any newspaper or other source. Seems suspicious – when there was a steamboat event with large loss of life it was reported in papers all over the country. We speculate there may have been some confusion between this reported event and the boiler explosion on the steamboat *David White* 2-17-1867 at Point Chicot, just above Greenville. Earlier in its career (1858) the *David White* had been named the *John Raine*. The source we use which notes this states that "some sixty persons lost their lives..." when the *David White* boilers exploded. (*Cincinnati Commercial*. "River and Steamboat News." 5-9-1867, p. 7, col. 2.) This is very close to the 59 reported by Berman, Lytle and Holdcamper, Nash, and Way, in their accounts of the *Raine* fire. We suspect that either Lytle and Holdcamper or Way put down the first (and mistaken) account, and the other sources just repeated the same data.

- 30. 1871 -- Jan 14, steamboat *T. L. McGill* burns, Mississippi River, Shoo-Fly Bar, MS --40-58
- 31. 1838 -- June 16, steamer *George Washington* (2d) burns, Lake Erie, ~Silver Creek, NY-30-50
- 32. 1854 -- Apr 15, steamer *Secretary* explosion, SF Bay, at San Pablo Bay, CA -- 50
- 33. 1874 -- Aug 05, steamboat *Pat Rogers* burns, Ohio River ~1M below Aurora, IN --47-50
- 34. 1960 -- Dec 19, fire, *USS Constellation* (under construction) NY Naval Shipyard, NY -- 50

**MARITIME Disasters -- FIRE Subset -- By MORTALITY (continued):**

- 35. 1924 -- Jun 12, Battleship *USS Mississippi* Gun Turret Cordite Fire off San Pedro CA -- 48
- 36. 1930 -- Jun 10, Fog/Collision/Fire, *Fairfax*/Oil Tanker *Pinthis*, off Scituate, MA<sup>1799</sup> --45-47
- 37. 1966 -- Oct 26, USS *Oriskany* fire, lit magnesium flare in flare locker, off Vietnam -- 44
- 38. 1866 -- Dec 27, Steamer *Fashion* burns, Miss. Riv., 7-12 miles above Baton Rouge, LA-- 43
- 39. 1848 -- May 27, steamer *Clarksville* burns, MS Riv., ~Isl. 75/Ozark Isl. ~Napoleon AR --21-41
- 40. 1850 -- Mar 04, steamer *Orline St. John* burns/sinks, Ala. Riv. ~Bridgeport Landing, AL --39-41
- 41. 1833 -- Oct 31, Steamer *St. Martin* burns, Mississippi River, Donaldsonville, LA --30-40
- 42. 1833 -- Nov, Steamship *Caspian* burns, near Mouth of Red River, LA --25-40
- 43. 1851 -- May 02, steamer *Webster* burns, MS riv., Island no. 86, Kentucky Bend KY --30~40
- 44. 1865 -- May 29, storm, *Governor Troup* burns Savannah Ri., below Augusta, SC shore-- 40
- 45. 1870 -- Feb 19, steamer *Emma No. 3* snags/burns,<sup>1800</sup> MS Riv., Isl. No. 35/Reverie, TN-- 40
- 46. 1886 -- Dec 13, steamer *J.M. White* fire, MS Riv., Blue Store Lndg. ~Pt. Coupee, LA --28-40
  
- 47. 1951 -- Apr 20, *Esso Greensboro* & *Esso Suez* collide full speed/dense fog, Gulf of Mexico-- 39  
     --37 tanker *Esso Greensboro* ( 5 survivors)  
     -- 2 tanker *Esso Suez* (47 survivors)
- 48. 1953 -- Oct 16, carrier *USS Leyte* explosion/fire, Charleston Naval Yard, Boston, MA-- 37
- 49. 1841 -- Feb 22, steamer *Creole* fire, Mississippi river, Torras, ~Red River Mouth, LA --12-36
- 50. 1850 -- Apr 22, *Belle of the West*, fire/boiler explosion?, OH River, ~Warsaw, KY<sup>1801</sup>--34-36
- 51. 1951 -- May 14, collision/fire USS *Valcour* & *Thomas Tracy* off Cape Henry, VA -- 36
- 52. 1848 -- Jan 18, steamboat *Yalobusha* burns, Mississippi River, Donaldsonville, LA -- 35
- 53. 1864 -- June 08, steamboat *Berkshire* fire, Hudson River, Esopus Island, NY -- 35
- 54. 1865 -- Mar 02, Union transport *James Watson* snags/burns, MS Riv., Island No. 76, AR --34-35
- 55. 1886 -- Oct 05, *La Mascotte* flue collapse/fire/stack fall, MS Riv., Crawford Lndg., MO-- ≥35
- 56. 1941 -- Aug 18, fire, Pier 27, spreads to freighter *Panuco*, burns/sinks, Brooklyn NY --34-35
- 57. 2019 -- Sep 02, diving boat *Conception* fire, near north side of Santa Cruz Island, CA -- 34
- 58. 1888 -- Dec 23, steamer *Kate Adams* burns, Mississippi River, Commerce Landing, MS- ~33
- 59. 1836 -- Oct 25, steamer *Royal Tar* burns/sinks off Fox Island, Penobscot Bay, ME -- 32
- 60. 1882 -- Mar 30, steamboat *Golden City* burns, Mississippi River, Memphis, TN --28-32
- 61. 1866 -- Apr 26, steamer *Windsor* burns, Detroit River, Detroit, MI --20-31
- 62. 1850 -- Dec 17, steamboat *South America* burns, Miss. River, Morgan's Bend, LA --27-30
- 63. 1863 -- Aug 04, steamboat *Ruth* burns (arson), Mississippi River, ~Columbus, KY -- 30
- 64. 1875 -- Apr 23, steamers *Exporter*, *Charles Bodman*, *Kyle* burn, New Orleans, LA -- 30
- 65. 1882 -- Sep 30, steamboat *Rob't. E. Lee* burns, Miss. River, Yucatan Landing, LA --22-30

<sup>1799</sup> Cross-listed in Fog as a Contributing Condition. There were deaths due to the collision and to the fire.

<sup>1800</sup> Cross-listed in snags.

<sup>1801</sup> There were newspaper stories of 50-120 deaths. We use lower estimates found in government and later writings.

**MARITIME Disasters -- FIRE Subset -- By MORTALITY (continued):**

66. 1858 -- Mar 01, steamer *Eliza Battle* fire,<sup>1802</sup> Tombigbee R. Kemps Landing ~Demopolis AL-- 29  
67. 1876 -- July 09, steamer *St. Clair* burns, Lake Superior, off 14 Mile Pt. ~Ontonagon, MI --26-27  
68. 1942 -- Aug 17, submarine USS *Bass* fire, asphyxiations, Pacific off Panama --26 of 80  
69. 1863 -- Nov 13, steamer *Sunnyside* burns, MS river ~Isl. #16, below Caruthersville, MO --22-25  
70. 1888 -- Dec 24, steamer *John H. Hanna* Burns, Mississippi Riv., Plaquemine, LA --21-25
71. 1867 -- Dec 24, steamer *Raleigh* burns to water-line, off Charleston, SC --14-24  
72. 1886 -- Dec 28, steamer/boarding house *Bradish Johnson* fire, Jackson, AL -- ~24  
73. 1907 -- Feb 22, steamer *Marion* burns, Wadmalaw Sound, Hart's Landing, SC --12-24  
74. 1854 -- Oct 08, sidewheeler *E.K. Collins* burns, Lake Erie, near mouth of Detroit Riv., MI-- 23  
75. 1855 -- Mar 23, steamboat *Bulletin No. 2* burns, Miss. River, Alsatia-Salem Bend, LA-- 23  
76. 1858 -- Apr 02, steamer *Sultan* fire, Mississippi River, near St. Genevieve, MO -- 23  
77. 1858 -- Apr 22, steamer *Ocean Spray* fire (racing), Miss. River, near St. Louis, MO -- 23  
78. 1867 -- May 21, steamer *Wisconsin* burns, Lake Ontario, ~Grenadier Isl./Cape Vincent, NY-23  
79. 1877 -- Apr 13, steamer *Leo* burns 83 miles south of Tybee Light, GA -- 23  
80. 1863 -- Sep 28, steamboat *Robert Campbell Jr.* burns, MS River, Milliken's Bend, LA-- 22  
81. 1867 -- Feb 10, steamer *City of Bath* fire off Cape Hatteras, NC -- 22  
82. 1887 -- June 17, steamer *Champlain* burns, grounds, Lake Mich., off Charlevoix, MI -- 22  
83. 1873 -- Feb 15, steamer *Henry A. Jones* burns, Galveston, TX -- 21  
84. 1887 -- Mar 01, steamer *W.H. Gardner* burns, Tombigbee riv., ~3m below Gainesville, AL--20-21  
85. 1858 -- Jan 28, *Fanny Fern* boiler explosion/fire, OH Riv. near Garrison Creek, KY<sup>1803</sup>-17-20  
86. 1945 -- Feb 05, tanker *Spring Hill* hit/explosion/fire, off Stapleton, Staten Island, NY--19-20
87. 1947 -- Sep 09, fuel tanks explode, fire, *Island Queen* steamboat, Pittsburgh, PA -- 19  
88. 1890 -- Nov 27, steamer *T. P. Leathers* burns, Mississippi River, Point Breeze, MS --17-19  
89. 1891 -- Oct 29, steamer *Oliver Beirne* fire, MS Riv., Millikens Bend, ~Vicksburg MS --15-19  
90. 1848 -- Sep 16, freighter *Goliah* fire/explosion, Lake Huron, east of Point aux Barques, MI-- 18  
91. 1918 -- Oct 16, steamer *Dumaru* hit by lightning, burns, Pacific, ~20 miles off Guam -- 18  
92. 1869 -- Apr 10, steamboat *G.A. Thomson* snags/burns, AR Riv. ~40M below Little Rock AR--17  
93. 1871 -- Nov 22, steamer *City of New London* burns, Norwich, CT -- 17  
94. 1848 -- Oct 06, steamer *Piney Woods* burns, near Springfield, LA --15-16  
95. 1860 -- Apr 26, steamer *Alfred T. Lacy* fire, Isl. 16, Linwood Bend, MS Riv., ~Booth Pt. TN-- 16  
96. 1866 -- May 03, clipper *Hornet*, NY to San Francisco, burns sinks, Pacific Ocean -- 16  
97. 1920 -- Nov 18, motorboat fire, lumbermen drownings, Chesuncook Lake, ME -- 16  
98. 1930 -- Apr 24, Long Island Sound freighter *Thames* burns, near Captains Island, CT -- 16  
99. 1909 -- Dec 8, PA steamer *Clarion* fire, lifeboat loss, Lake Erie ~SE Shoal, Pt. Pelee, Can.--15  
100. 1919 -- May 23, steamer *Virginia* fire ~Potomac Riv. mouth, Chesapeake Bay, MD -- 6-15  
101. 1854 -- Oct 06, steamer *Princess* burns, Mississippi River, Fort Adams, MS -- 14  
102. 1868 -- Oct 06, propeller *Perseverance* burns, Lake Ontario off Pultneyville, NY -- 14  
103. 1880 -- Aug 29, steamer *Marine City* burns/sinks, Lake Huron, 2m off Alcona, MI -- 9-14  
104. 1882 -- Dec 1, steambarge *R.G. Peters* burns/sinks, storm, mid-Lake MI, MI bound/owned--14

<sup>1802</sup> All of the deaths were attributed to exposure to the freezing elements in the river and onshore by U.S. SIS.

<sup>1803</sup> Cross-listed in Maritime Explosions. Boiler exploded, killing and mortally scalding several. Others drowned after jumping into the river in attempt to escape rapidly spreading fire.

105. 1904 -- Feb 27, steamship *Queen* fire and drownings, off coast of OR -- 14

**Maritime Disasters – FIRE subset – by Mortality (continued):**

106. 1884 -- Apr 03, *Rebecca Everingham* fire, Chattahoochee riv., Fitzgerald Landing, GA-- 13

107. 1844 -- Jun 19, steamer *Palestine* fire/drownings (12), above Cairo IL, OH Riv., KY side-12

108. 1866 -- Jan 09, steamer *Asher Ayres* burns, Altamaha River, Darien, GA -- 6-12

109. 1867 -- Mar 03, propeller steamer *Andalusia* fire and drownings, off Hatteras, NC -- 12

110. 1887 -- Dec 20, freighter *San Vincente* burns off Pigeon Point ~45m south of SF, CA-- 12

111. 1927 -- Apr 08, Gloucester, MA fishing schooner *Commonwealth* burns, N.S. coast -- 12

112. 1852 -- Apr 16, steamer *Pocahontas* fire, MS Riv., Isl. No. 78, Choctaw Bend, AR --10-11

113. 1867 -- Nov 17, Steamboat *Onward* burns, Alabama River, Bells Ledge, AL -- 11

114. 1888 -- Jan 09, Ship *John T. Berry*, Philadelphia, Pa. to Japan, Burns at Sea -- 11

115. 1951 -- Dec 20, Danish cargo/passenger motorship *Erria* fire, Columbia Riv. ~Astoria, OR-- 11

116. 1852 -- Jan 14, Steamer *Martha Washington* burns, MS Riv., Island #65 ~Jackson Pt.--5-10

117. 1866 -- Apr 12, Steamer *Financier* fire, Ohio River, Crow Island, near Baden, PA -- 10

118. 1906 -- Apr 13, Battleship USS *Kearsarge* Turret Powder Fire off Cape Cruz Cuba -- 10

119. 1912 -- Feb 29, Steamer *J.E. Trudeau* Burns, Belle River, LA -- 10

120. 1924 -- July 05, *Three Rivers* fire, Chesapeake Bay, off Cove Point, MD -- 10

121. 1945 -- Jan 02, Sun Oil Tanker *Sunoco* fire and explosion, off Sandy Hook, NJ -- 10

## Maritime Losses-- FOUNDERING/Sinking/Capsizing/Swamped Subset--by Mortality:

1. 1915 -- July 24, crowded SS steamer *Eastland* rolls-over at dock, Chicago, IL --812-844
2. 1857 -- Sep 12, hurricane, steamer *Central America* sinks, Blake Plateau off Charleston SC--400-427
3. 1783 -- Nov 25, Dutch frigate *Erfprins* sinks from leaks ~24M off Cape Cod, MA -- 303
4. 1928 -- Nov 13, UK *Vestris*, out of NYC with US passengers, sinks off VA Capes, VA--~111
5. 1904 -- Jan 8/9, storm, steamer *Clallam* floods/sinks, Strait of Juan de Fuca/east, WA -- 56
6. 1870 -- Oct 20, steamer *Varuna* sinks in hurricane, 35M NE of Jupiter Inlet, FL -- 52
7. 1919 -- Nov 07-09, Baltimore MD steamer *Polar Land* founders off Scatarie Island NS-- 51
8. 1856 -- Nov 04, stmr. *J.W. Brooks* sinks, Lake Ont. gale, ~False Duck Island, Ontario --20-50
9. 1916 -- May 09, steamer *Roanoke* founders, off Point Buchon, CA --45-47
10. 1903 -- Oct 22, steam screw freighter *Milwaukee* founders, Lake Michigan -- 46
11. 1952 -- Jan 09, SS *Pennsylvania* (of Tacoma) founders ~455M off Cape Flattery WA -- 46
  
12. 1951 -- Sep 01, overloaded deep-sea fishing boat *Pelican* capsizes off Montauk Pt., L.I., NY--45
13. 1943 -- June 12, U.S. Navy submarine *R-12 (SS 89)* floods, sinks, off Key West, FL -- 42
14. 1954 -- Oct 07, SS *Mormackite* founders in rough seas off the Virginia Capes, VA -- 37
15. 1967 -- Oct 09, freighter *Panoceanic Faith* founders/storm, 870m SW of Kodiak, AK --36-37
16. 1840 -- May 10, schooner *Keola* sinks after ballast shifts, off Kahoolawe, Hawaii --26-36
17. 1854 -- Sep 12, steamer *Malon* sinks, Ohio River, near Paducah, KY -- 36
18. 1870 -- Oct 09, steamer *Mariposa* (NOLA to NY) lost/founders off east coast of FL<sup>1804</sup>-- 36
19. 1894 -- June 24, overloaded (NY excursionists) tug *James D. Nicol*, sinks, Sandy Hook, NJ--≥35
20. 1924 -- Mar 11, Ward Line steamer *Santiago* founders off Hatteras, NC --25-35
21. 1898 -- May 22, Seattle schooner *Jane Grey*, leaks, sinks, W of Cape Flattery, WA -- 34
22. 1916 -- Jan 18, gale, Can. halibut trawler *Onward Ho* lost (icing capsize) ~Cape Fairweather, AK--34
23. 1807 -- July, South Ferry scow sinks, Hudson River, Albany, NY -- 33
24. 1859 -- Dec 16, ship *Silas Holmes* founders after grounding, Florida Keys vic., FL --32-33
25. 1887 -- July 10, overloaded sloop yacht *Mystery* capsizes, Canarsie Bay, LI, NY --24-33
26. 1910 -- Feb 06, US Navy tug *Nina* departs Norfolk, sinks in gale, Fenwick Isl. Shoals, DE--31-33
27. 1892 -- Apr 19-May 10, Victoria schooner *Lottie* capsizes, west of Tillamook Bay, OR--31-32
28. 1941 -- June 19, sub USS *O-9 (SS-70)* sinks, 1<sup>st</sup> deep dive test off Isle of Shoals, NH -- 33
29. 2015 -- Oct 01, U.S. cargo ship *El Faro* sinks / Hurricane Joaquin, off east Bahamas<sup>1805</sup>-- 33
30. 1895 -- Apr 14, BC Can. sealing schmr. *Walter A Earle* capsizes, storm, off Cape St. Elias, AK-- 32
31. 1914 -- Jan 04, steamer *Oklahoma* breaks-up/sinks/rough sea, off Sandy Hook, NJ --26-32
32. 1910 -- Sep 9, *Pere Marquette 18* springs leak/sinks, Lake MI, 20M off Sheboygan WI<sup>1806</sup> --29-31
33. 1910 -- Oct 01, battleship *New Hampshire* launch capsizes, Hudson River, NY --23-31
34. 1917 -- Sep 03, bark *Alice Knowles* founders 200 miles Northeast of Bermuda -- 31
35. 1948 -- May 31, US Navy Carrier *Kearsarge* launch swamped, Hampton Roads, VA --30-31
36. 1971 -- Mar 27, storm, tanker *Texaco Oklahoma* breaks-up/sinks, off Cape Hatteras, NC-- 31
37. 1983 -- Feb 12, gale, collier *Marine Electric* (34 crew) capsizes/sinks off Chincoteague, VA--31
38. 1903 -- Nov 02, storm, WA steamer *Discovery* founders, off Lituya Bay, SE coast AK --26-30
39. 1937 -- Jan 30, WPA worker barge sinks, Birds Point/New Madrid Spillway, MO<sup>1807</sup> --26-30

<sup>1804</sup> Cross-listed in "Lost" subsection.

<sup>1805</sup> Cross-listed in Hurricanes and in Maritime-Storms. 28 U.S. nationals and 5 Polish nationals were onboard.

<sup>1806</sup> We include two fatalities from the *Pere Marquette 17* while trying to perform rescues.

**MARITIME Disasters -- FOUNDERING/Sinking/Capsizing Subset (except storms)– cont.**

40. 1924 -- Sep 22, steamer *Clifton* lost, Lake Huron, off Coast of MI -- 28
41. 1909 -- May 18, drownings, overloaded launch sinks, Ohio River, ~Schoenville, PA --20-26
42. 1939 -- May 23, submarine *Squalus* sinks in test dive 16 miles off Portsmouth, NH -- 26
43. 1842 -- May 06, sail boat *Polka* tips/sinks, off Thompson's Island, Mass. Bay, MA -- 25
44. 1851 -- Dec 09, steamboat *Clermont* sinks (unknown cause), White River, AR --20-23
45. 1859 -- Oct 16, propeller *Troy* founders, Lake Huron storm, Point aux Barques, MI -- 23
46. 1862 -- Nov 02-3, steamer *Bay State* founders, Lake Ontario gale ~Fair Haven, NY --20-23
47. 1894 -- Sep 30, American ship *Ivanhoe* from Seattle lost in storm off Columbia Riv.?, WA-- 23
48. 1925 -- May 08, US steamer *M.E. Norman* capsizes/sinks, Miss. River, Coahoma, MS-- 23
49. 1954 -- Dec ~5, storm, bulk carrier M/V *Southern Districts* founders off FL/SC/NC --all 23
50. 1885 -- May 05, New Bedford, MA whaling bark *Napoleon* sunk by ice, Bering Sea -- 22
51. 1909 -- July 18, sloop *Roxana* capsizes, and other drownings, N. Y. Bay --19-22
52. 1913 -- May 02, steamer *Concordia* hits RR bridge, sinks, Tensas Riv., Clayton, LA<sup>1808</sup>-- 22
53. 1919 -- Nov 11, *John Owen* founders, Lake Superior, Out of Duluth, MN -- 22
54. 1886 -- Dec 14, gale, American ship *Harvey Mills* sinks ~50m SW of Cape Flattery WA--17-21
  
55. 1852 -- Aug 22, overcrowded ferryboat capsizes, Hudson River, Albany, NY --10-20
56. 1899 -- Jan 14/15, sailing ship *Andelana* sinks while moored at Tacoma, WA --17-20
57. 1905 -- Aug 28, steamship *Peconic* founders off Northeast Coast of FL -- 20
58. 1918 -- Sep 17, storm, Cal. steamer *San Gabriel* founders off Cape Lucas, Mexico -- 20
59. 1942 -- Dec 31, *Maiden Creek* founders and sinks, off S. Long Island, NY -- 20
60. 1953 -- Sep 02, drownings, US Army pontoon raft capsizes, Smith Lake, Fort Bragg, NC--20
61. 2005 -- Oct 02, *Ethan Allen* tour boat capsizes, Lake George, near Cramer Point, NY -- 20
  
62. 1883 -- Jan 02, Cowe Tunnel convict boat capsizes, Tuckasegee River, Western NC -- 19
63. 1903 -- Mar 07, ferryboat capsizes, Hudson River, Spier falls ~Glens falls, NY --17-19
64. 1905 -- Nov 28, *Ira H. Owen* founders, Lake Superior storm, Outer Is., Apostles, WI -- 19
65. 1918 -- Dec 19, tanker *George Loomis* leaves SF CA for OR, sinks/storm, so. OR coast --18-19
  
66. 1913 -- Apr 06, grounded barque *Mimi* capsizes during salvage, Nehalem Spit, OR -- 18
67. 1924 -- Mar 11/12, Maine schooner *Wyoming* sinks, blizzard off Nantucket, MA --13-18
68. 1930 -- Nov 8, lumber steamer *Brooklyn* swamped by breakers, Humboldt Bar, Eureka, CA--18
69. 1962 -- Aug 18, overloaded Sunday School boat capsizes, Lake Talquin ~Quincy, FL -- 18
  
70. 1893 -- Aug 24, storm, tugboat *Panther* sinks, SE Coast of Long Island, NY -- 17
71. 1899 -- Apr 21, steamer *General Whitney* founders, off St. Augustine, FL -- 17
72. 1951 -- Jan 14, Gloucester, MA, fishing trawler *Gudrun* lost off Newfoundland -- 17
73. 1951 -- Oct 5, Hurricane How, freighter *Southern Isles* breaks-up/sinks off Cape Hatteras, NC-- 17
74. 1970 -- Apr 21, Japanese fishing boat *Nitto Maru No 67* capsized/sank ~20m off Unimak Isl., AK-17
75. 2018 -- July 19, Duck Boat sinks in storm, Table Rock Lake, near Branson, MO<sup>1809</sup> -- 17

<sup>1807</sup> The barge definitely tipped and then sank. It is not clear if this was from striking something in the water or from unbalancing – approximately 130 WPA workers shifting around.

<sup>1808</sup> Cross-listed in Maritime Collisions, in that the *Concordia* only sank because of damage from bridge collision.

**MARITIME** Events -- **FOUNDERING/Sinking/Capsizing** Subset -- continued:

76. 1862 -- Dec 31, ironclad USS *Monitor* sinks in storm off Cape Hatteras, NC -- 16  
77. 1863 -- Dec 13, steamer *Quincy* founders, Cape Hatteras, NC -- 16  
78. 1919 -- Nov 22, steamer *Myron* & barge *Miztec*, founder off Whitefish Point, MI -- 16  
79. 1973 -- May 19, unseaworthy fishing boat *Comet* founders off Point Judith, RI -- 16
80. 1880 -- Apr 27, schooner *Olivia Schultze* founders, near mouth of Siuslaw River, OR -- 15  
81. 1914 -- July 4, gas launch *Superba/Superb* capsizes, storm, Lynn Canal ~Skagway, AK-- 15  
82. 1915 -- Apr 03, steamer *Edward Luckenbach* founders, False Capes, VA -- 15  
83. 1930 -- July 29, sandsucker *George J. Whelan* capsizes/sinks, off Dunkirk, NY -- 15  
84. 1942 -- Dec 02, Navy boat capsizes (shore-leave sailors); Narragansett Bay ~Jamestown, RI-- 15  
85. 2001 -- Apr 01-02, fishing boat *Arctic Rose* (homeport Seattle, WA) sinks, Bering Sea-- 15
86. 1841 -- Oct 25, pilot boat, then *William Gaston* yawl, capsize, Indian River Bar, FL -- 14  
87. 1888 -- May 03, gale, fishing sch. *Isabel* springs leak, founders ~Shumagin Isl. AK --12-14  
88. 1902 -- July 17, sudden squall, excursion party boat capsizes, near Appledore Isl. ME -- 14  
89. 1907 -- Apr 13-14, steam barge *Arcadia* sinks, Lake Michigan, off Big Sable, MI --11-14  
90. 1909 -- Dec 26, snowstorm, schooner *Davis Palmer* founders off Boston Harbor, MA --12-14  
91. 1930 -- Jan 28, tug *Edgar F. Coney* sinks/storm, Gulf of Mex. ~70m off Sabine Pass TX-- 14  
92. 1937 -- Jan 26, rescue barge capsizes during Ohio flooding, Paducah, KY -- 14  
93. 1983 -- Feb 14, crab boats *Altair* & *Americus* capsize, *Altair* sinks, Bering Sea ~AK -- 14
94. 1874 -- Apr 15, tow boat capsizes, Mississippi River, Below New Orleans, LA -- 13  
95. 1886 -- ~Sep 20 Amer. ship *Sierra Nevada*, Seattle for San Fran., founders off Cape Flattery WA--13  
96. 1890 -- Jan 23, bark *Nellie May* (Port Madison WA for SF CA) lost, gale? off Cape Flattery WA--13  
97. 1902 -- Feb 02, *Belle of Oregon*, *Antelope*, *Mystic Bell* lost, near Fire Is., NY -- 13  
98. 1917 -- Mar 29, small motor boat *Moxie* with young men capsizes off Winthrop, MA --all 13  
99. 1919 -- Dec 26, schooner *Eleanor A. Percy* founders of coast of Ireland -- 13  
100. 1943 -- Feb 20, USN minesweeper *YMS-133* capsizes in trough, Coos Bay bar, OR -- 13
101. 1972 -- Aug 16, USCG/NWS fail to warn fishing boats of approaching gale, CA/2, OR/11--13  
102. 1976 -- Apr 15, oil platform *Ocean Express* capsizes under tow in storm, Gulf, off TX-- 13  
103. 1999 -- May 01, sinking, *Miss Majestic*, off St. John's Island, Lake Hamilton, AR -- 13
104. 1860 -- Nov 10, gale, ship *John Marshall* lost, Strait of Juan de Fuca ~Cape Flattery, WA~10-12  
105. 1902 -- Mar 17, Monomoy Station lifeboat capsizes off Monomoy Pt. Chatham, MA-- 12  
106. 1936 -- June 19, outboard motor boat capsizes, children drown, Lake Gardner, ME -- 12  
107. 1939 -- Salmon fishing vessel *Oduna* (or *Oduno*) sinks off Noyes Island, southeast AK-- 12  
108. 1950 -- Dec 18, tug *Sachem* sinks (all aboard lost), Lake Erie, off Dunkirk, NY -- 12
109. 1822 -- Oct 27, ship *Savannah* grounds and breaks-up ~Fire Island, Long Island, NY-- 11  
110. 1855 -- Oct 27, propeller *Charter Oak* founders, Lake Erie gale, off Girard, PA --10-11  
111. 1886 -- Mar 16, steam freighter *Beda* springs leak, founders off Cape Perpetua, OR -- 11

---

<sup>1809</sup> Cross-listed in Maritime subset -- Storms.



112. 1888 -- Oct 24, barkentine *Makah* found bottom-up off Tillamook Head, OR -- 11  
 113. 1905 -- July 7, drownings, at Log Jam, Chippewa River, Little falls Dam, WI -- 11  
 114. 1908 -- Feb 14, ship *Emily Reed* grounds, Nehalem Beach, OR -- 11  
 115. 1908 -- Apr 26, *Miriam* hit by "Cyclone," capsizes, Miss. River, ~Hardins Point, AR-- 11  
 116. 1909 -- Aug 18, Gloucester, MA schooner *Orinoco* capsizes, Sambro, Nova Scotia -- 11  
 117. 1919 -- July 25, Springfield Boys' Club boat capsizes, Big Pond, East Otis, MA -- 11  
 118. 1921 -- Oct 30, two Hilton Fishing Co. boats capsize, off Anglesea, NJ -- 11  
 119. 1927 -- July 08, boat with Miss. River flood evacuees overturns, Port Barre, LA -- 11  
 120. 1944 -- Mar 16, assault boats capsize, trng. ex., Lake 2, Lakewood ~Camp Robinson, AR-- 11  
 121. 1959 -- Nov 25, M/V *National Pride* capsizes Gulf of Mexico off Galveston, TX -- 11  
 122. 2003 -- June 14, *Taki-Too* fishing charter capsizes crossing bar, Tillamook Bay Inlet, OR-- 11

**Maritime Events -- FOUNDERING subset -- by Mortality (continued):**

123. 1811 -- Mar 22/23, American ship *Tonquin* crew drown sounding Columbia Bar OR<sup>1810</sup> -- 8-10  
 124. 1848 -- Apr 18 schooner *Tribune* missing Lake MI, found off Cathead Point, MI -- 10  
 125. 1851 -- ~Nov-Dec, fishing schooner *Franklin Dexter* capsizes, Pollock Rip, MA -- 10  
 126. 1855 -- Aug 08, bark *L. M. Hubby* capsizes, Lake Michigan off Point Betsie, MI -- 10  
 127. 1864 -- Nov 08, bark *Mojave* sinks, Lake Mich. betw. Sheboygan WI, Big Sable Pt. MI--10  
 128. 1876 -- Apr 08, Gloucester, MA fishing schooner *Henrietta Greenleaf* capsizes, ~GB-- 10  
 129. 1884 -- Jan 23, raft upset/drownings, Upper Cumberland River, near Carthage, TN -- 9-10  
 130. 1899 -- Mar 07, steamer *James Bowen* founders off Hog Island, VA -- 10  
 131. 1902 -- Dec 05, schooner *Wesley M. Oler* founders off Hatteras Inlet, NC -- 10  
 132. 1910 -- Jan 22, schooner *Henry B. Fiske of Boston*, capsizes off Nantucket, MA -- 8-10  
 133. 1911 -- Aug 26, schooner *Margaret A. May* founders, Kiawah Island, SC -- 10  
 134. 1912 -- Dec 15, schooner *S.O. Co. No. 87* founders, Gulf of Mexico -- 10  
 135. 1913 -- June 28, raft ferry sinks, drownings, Kiskiminetas River, near Leechburg, PA-- 10  
 136. 1913 -- Dec 26, barges *A.G. Ropes & Undaunted* founder, off Barnegat, NJ -- 10  
 137. 1915 -- Apr 5, gale, schooner *John B. Manning* found bottom-up 20m N, Hatteras NC-- 10  
 138. 1923 -- Apr 6, steamer *John Dwight* sinks, suspected rum runner, Vineyard Sound, MA<sup>1811</sup>-8-10  
 139. 1942 -- Jan 08, US Army boat *General Richard Arnold* sinks off Isles of Shoals, NH-- 10  
 140. 1943 -- Apr 19, cabin cruiser *Legionnaire* hit by waves/sinks, So. Bay, off Long Isl., NY-- 10  
 141. 1987 -- Feb 5, fishing vessel *Fish-n-Fool* (LA, CA) capsizes ~Isla De San Martin, MX-- 10

**Other:**

- 1908 -- Sep 01, drownings, sloop capsizes in squall, Penobscot Bay off Deer Isle, ME -- 7  
 1964 -- May 23-24, high wind/boat capsizes, Fontenelle Reservoir, Lincoln Co., SW WY -- all 6

<sup>1810</sup> Their small boats swamped or knocked over by breakers in sounding attempts, trying to find channel into Columbia River.

<sup>1811</sup> One theory is that the ship was intentionally scuttled.

**Maritime -- GROUNDING/Stranding (Bars, Reefs, Rocks, Shore, Shoal) Subset:**

1. 1918 -- Oct 25, *Princess Sophia* (Canada) strands, Vanderbilt Reef ~Juneau, AK<sup>1812</sup>--343-364
2. 1854 -- Apr 16, storm, packet ship *Powhatan* grounds/breaks up off Long Beach Isl. NJ-250-311
3. 1854 -- Nov 13, storm, US immigrant ship *New Era* grounds on bar, Deal Beach, NJ -240-300
4. 1865 -- July 30, stmr. *Brother Jonathan* hits rock/sinks, storm, off Crescent City, CA--171-225
5. 1942 -- Feb 18, USS *Truxtun* and *Pollux* ground/break, Lawn Pt. & Chambers Cove, NFLD--203-204
6. 1785 -- Sep 02, immigrant ship *Faithful Steward* sinks, coast of DE<sup>1813</sup> -- >200
7. 1853 -- Feb 16, steamer *Independence* hits rock/sinks, Margarita Island, Lower CA--120-172
8. 1849 -- Oct 06, gale, brig *St. John* grounds, Minot's Ledge ~15M SE Boston Harbor MA--92-143
9. 1717 -- Apr 27, gale, pirate ship *Whidah* crash into sandbar, Wellfleet, Cape Cod, MA-- 144
10. 1906 -- Jan 22, storm, liner SS *Valencia* grounds/sinks, so. side Vancouver Island, BC-- ~136
  
11. 1705 -- Dec 19-21, privateer *Castle Del Rey* grounds/breaks-up, Sandy Hook, NJ -- 132
12. 1901 -- Feb 22, *City of Rio de Janeiro* grounds/sinks in fog, Fort Point, SF Bay CA--127-131
13. 1837 -- Jan 02, barque *Mexico* grounds, Hempstead Beach, So. Shore Long Island, NY-- 116
14. 1908 -- Sep 20, SF, CA bark *Star of Bengal* grounds/wrecks, Coronation Island, AK-111-112
15. 1898 -- Feb 05, gale, Seattle schooner *Clara Nevada* grounds/sinks, Eldred Rock, AK-82-104
16. 1884 -- Jan 18, stmr. *City of Columbus* hits Devil's Bridge reef/sinks, Martha's Vyd., MA-- 103
17. 1778 -- Dec 26-27, blizzard, New Eng., esp. MA and RI, brig *Arnold*, sloop *Stark* -- 101
18. 1700 -- Sep 14, hurricane, *Rising Sun* wrecked, Ashley River bar, Charleston, SC<sup>1814</sup> -- ~100
19. 1837 -- Oct 09, sidewheeler *Home* grounds, Racer's hurricane, Ocracoke Island, NC --90-100
20. 1890 -- Apr 26, SF CA ship *Oneida* strands, Oneida Rock, off Sanak Island SW, AK -- 77
21. 1919 -- Jan 10, steamer *Yuna* grounds, Monchoir Bank, Bahamas -- 64
22. 1944 -- Feb 26, storm, US freighter *William H Welch* grounds/breaks, Eilean Furadh Mor Isl., Scotland-62
23. 1846 -- Feb 14/15, winter snow storm, *John Minturn* & other boats ground/wreck, NJ --50-60
24. 1856 -- Oct 29/30, stmr. *Superior* grounds, Lake Superior storm, Pictured Rocks, MI --34-54
25. 1901 -- Aug 15, Can. steamer *Islander* hits iceberg/sinks off Douglas Isl. ~Juneau, AK --42-53
  
26. 1947 -- Nov 24, storm, Army transport *Clarksdale Victory* grounds, Hippa Island, BC<sup>1815</sup>--49
27. 1885 -- Nov 07, snowstorm, passenger ship *Algoma* grounds, Greenstone, Mott Isl., MI<sup>1816</sup>-37-48
28. 1852 -- Jan 31, steamer *General Warren* grounds/wrecks, Columbia River Bar, OR --40-42
29. 1921 -- Aug 06, fog, coastal passenger steamer *Alaska* grounds off Blunts Reef, CA -- 42
30. 1845 -- Apr 07, steamer *Swallow* grounds, Hudson River, near Athens, NY --15-40
31. 1865 -- Dec 27, steamer *Constitution* grounds/breaks-up, Cape Lookout shoals, NC -- 40
  
32. 1860 -- Jan 05, steamer *Northerner* hits rock off Centerville Beach, S of Humboldt Bay CA-33-38
33. 1919 -- Dec 18, steamer *J.A. Chanslor* hits rocks in fog, sinks off Cape Blanco, OR --37-38
34. 1853 -- May 15, US (Baltimore built) *Monumental City* grounds, Tullaberga Is. Aus. --32-37
35. 1913 -- Jan 07, steamer *Rosecrans* grounds, mouth Columbia Riv., Peacock Spit, OR --30-36

---

<sup>1812</sup> Listed herein in that more than ten U.S. citizens died, as well as because the disaster was in U.S. territory.

<sup>1813</sup> Cross-listed in Maritime.

<sup>1814</sup> Cross-listed in Hurricanes.

<sup>1815</sup> Part of Canadian Graham Island group just south of southern point of Alaska's Alexander Archipelago.

<sup>1816</sup> No surviving record of those onboard and conflicting accounts of numbers of crew and passengers lost and saved. The Thunder Bay Public Library webpage on the *Algoma* names 30 crew and 12 passenger fatalities.

36. 1865 -- Mar 02, Union transport *James Watson* snags/burns, MS Riv., Island No. 76, AR<sup>1817</sup>-34-35
37. 1873 -- Jan 27~, steamer *George S. Wright* hits rocks?, Queen Charlotte Sound, BC, Can.--34
38. 1932 -- Sep 27, OR steamer *Nevada* strands on rocks, Aleutian Island Amatignak, AK-- 34
39. 1936 -- Jan 12, freighter SS *Iowa* grounds/sinks, Columbia River. bar, Peacock Spit, WA--34
40. 1913 -- Aug 17, SF steamer *State of California* hits rock/sinks, Gambier Bay, Admiralty Is. AK--31-32
41. 1964 -- Dec 17, Spanish stmr. *San Patrick* grounds on rocks/breaks-up, Ulak Isl., AK --all 32
42. 1842 -- Nov 30, coastal storm, *Isadore* lost, Cape Neddock ME, also MA and NH --28-30
43. 1854 -- Oct 02 S.S. *Yankee Blade* capsizes on reef in fog, near Pt. Arguello, CA<sup>1818</sup> --15-30

**MARITIME Disasters – GROUNDING/Stranding Subset -- By MORTALITY (continued):**

44. 1829 -- Mar 10, British brig *William and Ann* lost (grounded) on Clatsop Spit, OR --26-29
45. 1872 -- Dec 26, gale, ship *Peruvian* hits Peaked Hill Shoals, breaks, Cape Cod, MA --22-28
46. 1851 -- Jan 07, brig *Martha Sanger*, California to NY, wrecks on reef, Caribbean -- 27
47. 1861 -- Nov 03, hurricane, ship *Maritana* grounds on Shag Rocks off Boston Harbor --26-27
48. 1886 -- Dec 17, whaling bark *Atlantic* grounds near San Francisco, CA -- 27
49. 1780 -- American sailing ship *Watt* wrecks on Long Island, NY -- 26
50. 1858 -- Feb 20, ship *John Milton* grounds in snowstorm, Montauk, SE Long Island, NY-- 26
51. 1893 -- Dec 05, storm, British ship *Jason* strands off Pamet River, Truro, Cape Cod MA-- 26
52. 1798 -- Nov 17-21, New England blizzard and maritime storm<sup>1819</sup> -- >25
53. 1849 -- Apr, gale, Brit. ship *Josephus* grounds, outer bar ~Highland Light, Cape Cod, MA-- 25
54. 1877 -- Nov 20, U.S. schooner *George Washington* strands, Mistaken Point, NFLD -- 25
55. 1888 -- Oct 03, storm, whaling bark *Ohio* driven ashore ~Point Hope, Chukchi Sea, AK-- 25
56. 1894 -- May 11, SF, Cal. whaling bark *James Allen* hits rock/sinks, Amlia Island, AK -- 25
57. 1910 -- Jan 12, steamer *Czarina*, hit by large wave, grounds on Coos Bay Bar, OR --22-24
58. 1868 -- June ~15, British bark *Istria* wrecks, Diamond Shoals, off Cape Hatteras, NC -- 23
59. 1869 -- Jan 11, steamer *Gulf City* grounds and breaks-up, Cape Lookout, NC --22-23
60. 1888 -- Feb 05, British ship *Abercorn* grounds in fog, west, off Aberdeen, WA --22-23
61. 1898 -- Nov 17, clipper *Atalanta* grounds on reef near Seal Rocks north of Alsea, OR -- 23
62. 1914 -- Nov 23, steamer *Hanalei* grounds, Duxbury Reef near San Francisco, CA -- 23
63. 1923 -- Sep 08, seven US Navy destroyers ground in fog, off Honda Point, CA -- 23  
--20 USS *Young* -- 3 Flagship USS *Delphy*
64. 1831 -- Apr 09, gale, schooner *Warrior* grounds/breaks, Sandy Point bar, Block Isl., RI-- ~22
65. 1778 -- Nov 01-2, HMS *Somerset* grounds, gale, Peaked Hill Bar ~Provincetown, MA-- 21
66. 1899 -- Dec 24, British freighter *Ariosto* strands, lifeboat drownings, Ocracoke, NC -- 21
67. 1846 -- Nov 19, sidewheel *Indian Queen* grounds/breaks, Lake Erie storm, ~Dunkirk NY-- 20
68. 1864 -- Feb 22, steamship *Bohemian* wrecks, Alden's Rock, off Richmond Isl., ME --19-20
69. 1891 -- Feb 21, ship *Elizabeth*, NYC to SF, grounds, Tenn. Cove, Marin Ct. CA --17-20
70. 1920 -- Nov 26, gale, schooner-barge *W. J. Pirrie* driven onto rocks ~Cake Rock, WA--18-20
  
71. 1892 -- Feb 02, SF, CA whaling bark *Tamerlane* strands on rocks, Puna Island, HI --18-19

<sup>1817</sup> Some accounts have it that the *Watson* grounded.

<sup>1818</sup> Cross listed in Fog as a Contributing Condition.

<sup>1819</sup> Was a larger loss of life, but we do not know the number. David Ludlum writes in *Early American winters 1604-1820* (p. 75) that “hundreds” died in this storm and that the bodies of at least 25 sailors were pulled from wrecked ships on Cape Cod. He also notes that at least seven ships were lost near Cape Cod with all aboard.

72. 1903 -- Oct 19, steamer *South Portland* grounds, Cape Blanco, OR -- 19

**MARITIME Disasters – GROUNDING/Stranding Subset – By MORTALITY (continued):**

73. 1786 -- Dec 05, gale, sloop grounds, Lovell's Isl., Brig at Pt. Shirley, Boston Harbor MA--18  
74. 1881 -- Jan 03, bark *Lupata*, stormy night, grounds / breaks on Tillamook reef, OR --16-18  
75. 1888 -- Nov 25, storm, Philadelphia steam collier *Allentown* grounds off Cohasset, MA--all 18  
76. 1903 -- Jan 2, bark *Prince Arthur* grounds/breaks on rocks 12m so. of Ozette River, WA-- 18  
77. 1930 -- Nov 8, lumber steamer *Brooklyn* swamped by breakers, Humboldt Bar, Eureka, CA<sup>1820</sup>-18
78. 1847 -- Dec 18, Belfast brig *Falconer* grounds off Patch's Beach/Ipswich Beach, MA -- 17  
79. 1860 -- Nov 24, steamer *Jersey City* grounds, Lake Erie storm, Long Pt., Ontario, Can.-- 17  
80. 1865 -- Mar 15-16, bark *Industry* grounds, breaks-up, Columbia River bar, OR --15-17
81. 1807 -- July 11, schooner *Charles*, wrecks on reef, fog, west of Portland Light, ME<sup>1821</sup>-- 16  
82. 1835 -- packet *Sarah* wrecks on island off Jonesport, ME -- 16  
83. 1906 -- Apr 06, last sighting, bark *Nicholas Thayer*, heavy gale off Seal Rocks AK<sup>1822</sup>--10-16  
84. 1915 -- Nov 02, steamer *Santa Clara* grounds, unchartered shoal, Coos Bay Bar, OR --12-16
85. 1846 -- Oct 12, steamer *Colonel Harney* strands, breaks up, mouth of Rio Grande, TX-- 15  
86. 1872 -- Nov 27, barges *Jupiter*, *Saturn* ground, Lake Superior storm, Vermilion Pt. MI-- 15  
87. 1885 -- Aug 20, British bark *Haddingtonshire* strands 3 miles north of Point Reyes, CA-- 15  
88. 1903 -- May 5, fog, Gloucester MA fishing sch. *Gloriana* grounds, White Point, N.S.<sup>1823</sup>-- 15  
89. 1903 -- Sep 16, Gloucester sch. *George F. Edmunds*, grounds, storm, Pemaquid Pt. ME-- 15  
90. 1914 -- July 04, gas launch *Superba/Superb* capsizes, storm, Lynn Canal ~Skagway, AK-- 15  
91. 1915 -- Jan 24/25, schr. yacht *Idler* grounds, Diamond Shoals, near Cape Hatteras NC--12-15
92. 1813 -- Jan 14, Spanish ship wrecks, snowstorm, Smuttynose Isl., Isles of Shoals, ME' -- ≥14  
93. 1839 -- Aug 13, storm, Austrian brig *Terasto* (Perasto?) grounds, Long Beach Island NJ--13-14  
94. 1875 -- Mar 4, gale, Italian bark *Giovanni* grounds, outer sandbar ~Truro, Cape Cod, MA-- 14  
95. 1879 -- Apr 20, rowboat crew, stranded steamer *Great Republic*, Columbia Riv. bar, OR -- 14  
96. 1907 -- Apr ?, schooner *Argo* strands/breaks-up on Lake MI beach near Manistee, MI -- 14  
97. 1943 -- Jan 12, USN destroyer *Worden* hits rock/sinks, Constantine Hbr. ent., Amchitka Isl., AK- 14
98. 1876 -- Sep 17, steamer *Rebecca Clyde*, strands/wrecks, 20m so. of Hatteras, NC --12-13  
99. 1881 -- Mar 04, bark *Ajace*, NYC bound, grounds, storm, Rockaway Reef, off Queens, NY- 13
100. 1838 -- barque *Edward Quesnel* grounds on Nepeague Beach, Long Island, NY --10-12  
101. 1853 -- Jan 9, bark *Vandalia* found bottom-up off McKenzies Head ~North Head WA<sup>1824</sup>--9-12  
102. 1857 -- Jan 18, blizzard, bark *Tedesco* hits Long Rock ~Galloupes Pt., Swampscott, MA-12

<sup>1820</sup> Cross-listed in Foundering. In "Grounded" in that the US Steamboat Inspection Service report sated that "heavy breaking seas" "beached" the Brooklyn and it "was pounded to pieces by the heavy surf."

<sup>1821</sup> Cross-listed in Fog as a Contributing Condition

<sup>1822</sup> Cross-listed in Lost at Sea, though indications are that the Nicholas Thayer was thrown on Seal Rock in gale.

<sup>1823</sup> Cross-listed in Fog as a Contributing Factor.

<sup>1824</sup> Was supposed she was trying to enter Columbia River, hit the bottom, took on water, started to break-up and washed just north of the mouth near North Head promontory.

103. 1895 -- Feb 09, Gloucester schooner *Clara F. Friend* strands, Eastern Head, N.S. -- 12  
 104. 1902 -- Mar 17, Monomoy Station lifeboat capsizes off Monomoy Pt. Chatham, MA<sup>1825</sup>-- 12  
 105. 1906 -- Jan 13, schooner *Robert H. Stevenson* grounds, Diamond Shoals, NC -- 12  
 1906 -- June 11, steamer *Corinthian* grounds, Humboldt Bar, CA<sup>1826</sup> -- 12  
 106. 1910 -- May 11, steamer *City of Saltillo* grounds on rock, sinks, Glen Park, MO -- 12  
 107. 1911 -- July 07, steamer *Santa Rosa* grounds north of Point Arguello, CA -- 12  
 108. 1933 -- Jan 24, storm, diesel *Umnak Native* strands, Umnak Isl., Inanudak Bay, AK --11-12

**MARITIME** – **GROUNDING/Stranding** – **By Mortality** (continued):

109. 1740 -- Dec, gale, approximately 36 vessels grounded/wrecked along coast of MA -- ≥11  
 110. 1849 -- Mar 01, ship *Franklin* grounds, Newcomb Hollow, Wellfleet, Cape Cod, MA-- 11  
 111. 1855 -- Nov 3, *Delaware* grounds, Lake Mich. storm, ~8 miles from Sheboygan WI--10-11  
 112. 1869 -- Nov 05~ sch. *W.W. Arnold* grounds, Lake Sup. storm, Two Hearted River, MI-- 11  
 113. 1886 -- Jan 2, steam *W.D. Chipley* grounds/sinks, Chattahoochee Riv., 7m N Fort Gaines GA--8-11  
 114. 1895 -- Apr 24, SF, CA seal/fishing schooner *C G White* grounds/storm, Trinity Isl. reefs, AK-11  
 115. 1921 -- Jan 31, schooner *Carroll A. Deering*, grounds, Diamond Shoals, Cape Hat., NC--11  
 116. 1946 -- Feb 04, AK steamship *Yukon* hits rocks off Johnstone Bay, SE of Seward, AK-- 11  
 117. 1949 -- Aug 26, gale, scallop dragger *Gay Head* hits shoal/shatters off Nantucket MA-- 11  
  
 118. 1828 -- Dec 03, brig *Packet* grounds and breaks, south side of Nantucket Island, MA-- 10  
 119. 1883 -- Jan 29, steamer *Tacoma* grounds/breaks-up, Pacific, 4m no. of Umpqua Riv., OR-10  
 120. 1885 -- Dec 4-6, schooner *Orphan Boy* grounds, Lake MI storm, Big Sable Pt., MI<sup>1827</sup>-- 7-10  
 121. 1886 -- Feb 26, snowstorm, steamer *Idlewild* strands, lifeboat lost, off Stamford, CT-- 7-10  
 122. 1908 -- Jan 8, SF schooner *John F. Miller* grounds, gale, East Anchor Cove, Unimak Isl., AK-10  
 123. 1912 -- Mar 15, Gloucester MA schooner *Patrician* founders, Jordan Bay, Nova Scotia--10  
 124. 1923 -- Dec 13, steam schooner *C.A. Smith* grounds, North Jetty, Coos Bay Harbor, OR~10  
 125. 1942 -- Mar 07, merchant marine *Independence Hall* hits reef/sinks off Sable Isl., NS-- 10  
 126. 1946 -- Sep 4, US freighter *David Caldwell* grounds, storm, Gironde Estuary, SW France-10

**Sampling of fewer-than-ten-lives-lost events:**

- 1893 -- Aug 03, steamer *Rachel* sinks, Lake George, near Fourteen Mile Island Hotel, NY-- 9  
 1969 -- May 25, CA racing schooner yacht *Goodwill* wrecks on reef off Baja CA, MX -- 9

<sup>1825</sup> Life-savers were attempting to save crew of stranded barge *Wadena* when “heavy seas” capsized the boat.

<sup>1826</sup> Listed only due to inaccurate reporting of 12 lives lost when there were actually two lives lost.

<sup>1827</sup> Cross-listed in the Maritime subset “Storms” as well, in that the grounding was result of a storm.

**MARITIME Disasters -- LOST (not found) Subset -- By MORTALITY**

1. 1800 -- Sep 20 (after), USS *Insurgent* disappears after leaving Hampton Roads, VA -- 340
2. 1918 -- Mar 09, last sighting, collier USS *Cyclops*, north of Virginia Capes, VA --290-324
3. 1829-30 -- brig *Kamehameha* lost, left Honolulu HI, Dec 2, for Erromango Island --250~300
4. 1860 -- Sep 18, U.S. Navy Sloop-of-War *Levant* sails SE from Hilo, HI, Lost --150-210
5. 1856 -- Jan 23, Amer. steamer *Pacific* leaves Liverpool, sinks, Irish Sea ~Wales<sup>1828</sup> -- 186
6. 1870 -- Jan, steamer *City of Boston* sails from NYC for Liverpool, Lost -- 177
7. 1879 -- Feb 20-21, storm, ~13 Gloucester, MA schooners lost, George's Bank, NFL-143-157
8. 1829 -- Sep 29, brig USS *Hornet* disappears, gale off Tampico, Caribbean -- 145
9. 1841 -- Mar 11, steamer *President* sails from New York, not heard from again -- 136
10. 1815 -- Aug 08, last sighting of Sloop-of-War USS *Epervier*, lost, Atlantic Ocean -- 134
  
11. 1781 -- Mar 18, gale, continental sloop *Saratoga* lost off the Bahamas<sup>1829</sup> -- ~ 86
12. 1864 -- Feb-Mar (esp. Mar 22), eight Gloucester MA fishing schooners lost at sea --74-75
13. 1857 -- Mar 13, schooner *Kamamalu* sails from Honolulu for Hilo, Lost -- ~70-72
14. 1815 -- Jan 23, Portland ME privateer *Dash* lost, presumably on George's Bank -- 63
15. 1777 -- Privateer *The Gloucester* lost, out of Gloucester, MA -- ~60
16. 1921 -- Mar 21, ocean-going tug USS *Conestoga* leaves Mare Island, CA, lost -- 56
17. 1820 -- Jan 11, last sighting of schooner USS *Lynx*, St. Mary's, GA to Jamaica -- 50
  
18. 1885 -- Oct 12, last sighting, San Fran. whaler *Amethyst*, St. Lawrence Isl. Bering Sea, AK-- 43  
     --38 *Amethyst* crew  
     -- 5 *Rainbow* crew survivors onboard the *Amethyst*
19. 1896 -- Mar 08, Seattle schooner *Lincoln* departs for Kodiak, AK, lost, storm, Pacific --25-43
20. 1921 -- Jan 20, steamer *Hewitt* sails from Sabine TX for Boston MA, Lost -- 42
21. 1885 -- Oct 12, last sighting of whaling bark *Amethyst* of SF, CA on Arctic trip -- 40
  
22. 1913 -- Jan 1-25, steamer *El Dorado* lost, from Sparrow Point MD to Galveston, TX -- 39
23. 1963 -- Feb 04, SS *Marine Sulphur Queen* disappears between Cuba and south FL -- 39
24. 1906 -- Feb 24, SF CA steamer *Centennial* departs Hakodate, Japan for San Fran., lost-- 38
25. 1910 -- Oct 11-14, steamship *Arkadia* Lost, from New Orleans, LA to San Juan, P.R. -- 37
26. 1920 -- Feb 29, steamer *Cubadist* lost from Cuba to Baltimore, MD -- 37
27. 1870 -- Oct 09, steamer *Mariposa* (NOLA to NY) lost/founders off east coast of FL -- 36
28. 1904 -- Dec 07, SF CA fishing schr. *Pearl* departs; wreck found Mar 7 ~Sanak Isl., AK<sup>1830</sup>36
29. 1915 -- Dec 23, NY steamer *Orleanian* leaves NYC for Malta, not heard from again -- 36
30. 1921 -- Oct 24, last communication, oil tanker *Santa Rita*, New Orleans to Italy, lost -- 35
31. 1916 -- Jan 18, gale, Can. halibut trawler *Onward Ho* lost (icing capsized) ~Cape Fairweather, AK--34
32. 1980 -- Oct 24, SS *Poet* leaves Philadelphia for Egypt, lost, probably Oct 25-26 -- 34
33. 1901 -- Dec 02, steamer *Matteawan* leaves Nanaimo, BC for San Fran., CA, lost in gale-- 33
34. 1910 -- Feb 06, US Navy tug *Nina* departs Norfolk, lost in gale, Fenwick Isl. Shoals, DE--31-33

<sup>1828</sup> While not on or near U.S. soil, the *Pacific* was a U.S. vessel, built in U.S., and manned with a primarily U.S. crew. Was considered a U.S. disaster at the time.

<sup>1829</sup> An estimate based upon U.S. Navy note on the size of the ship's "complement." U.S. Navy. *Dictionary of American Naval Fighting Ships*, "Saratoga."

<sup>1830</sup> In "Lost" section in that the cause of the loss is not known – only that the "wreck" was found near Sanak Island.

- 35. 1916 -- freight steamer *Frederick* lost at Sea, North Atlantic -- 33
- 36. 1894 -- Dec 7-8, steamer *Keweenaw* lost in gale, Pacific, Cape Flattery WA vicinity --29-31
- 37. 1934 -- Nov 09, schooner *John R. Manta* lost after sailing from Providence, RI -- 31
- 38. 1905 -- Nov 13~, storm?, WA fish schnr. *Nellie Coleman* lost off Cape Yakataga, AK-- ≥30

**MARITIME** Events -- **LOST** (at sea) Subset -- **By MORTALITY** (continued):

- 39. 1894 -- Dec 7-8, steamer *Montserrat* lost in gale, Pacific, Cape Flattery, WA vicinity -- 29
- 40. 1896 -- Apr 25, SF seal schooner *Edward E Webster* departs Kodiak, lost, snow squall, AK-- 29
- 41. 1914 -- May ~15, steamer *F.J. Luckenbach*, FL to Baltimore, lost, off coast of SC? -- 29
- 42. 1907 -- Apr 02/03, ship *Arthur Sewall* lost at sea after sailing from Philadelphia, PA -- 28
- 43. 1887 -- Apr, *St. Stephen/Stephens*, Seattle to San Francisco, lost at sea near WA -- 27
- 44. 1886 -- Nov 14~, Kodiak schnr. *Flying Scud* lost, Cape Douglas to Kodiak, Gulf of AK --24-26
- 45. 1893 -- Mar 21, SF CS seal schooner *Helen Blum* last seen, Shumagin Isles. vic., AK -- 26
- 46. 1916 -- Dec (late), steamer *Maryland* lost, Atlantic, 300 miles off NY -- 26
- 47. 1919 -- Nov 19-Dec, Providence, RI schooner *T.W. Allan* founders, Bay of Fundy -- 26
- 48. 1843 -- Mar ~15, USS *Grampus* lost, presumably gale off Charleston, SC -- 25
- 49. 1887 -- Oct 18, ship *Alfred Watts*, Philadelphia to Japan, lost at sea -- 25
- 50. 1916 -- July 17, steamer *C.W. Morse* leaves NY, NY, not heard from again -- 25
- 51. 1865 -- Oct 24~, steamer *D. H. Mount* lost, gale, Atlantic, south of Cape Hatteras, NC-- 24
- 52. 1886 -- Nov, Kodiak schooner *Flying Scud* lost near Karluk, AK --16-24
- 53. 1888 -- Jan, fishing schooners *William Parsons / Peter D. Smith* lost, Gloucester MA -- 24
- 54. 1889 -- Mar 02, SF CA sealing schooner *Otter* leaves San Francisco for AK, lost -- 23
- 55. 1954 -- Dec ~5, storm, bulk carrier M/V *Southern Districts* founders off FL/SC/NC --all 23
- 56. 1872 -- Mar, Gloucester, MA schooners *Matchless, Franklin Snow* lost, Georges Bank-- 22
- 57. 1871 -- Feb, Gloucester, MA, fishing schooners *Hiawatha & E.L. Cook* lost at sea -- 21
- 58. 1889 -- Mar 02, SF whaling schooner *James A Hamilton* departs San Francisco for AK, lost-- 21
- 59. 1907 -- Nov 24, last contact with ship *Bangalore*, Norfolk VA to Honolulu -- 21
- 60. 1929 ---Jan 13, fishing trawler *Seiner* lost, Georges Bank, out of New London, CT -- 21
- 61. 1716 -- five Gloucester MA fishing vessels "lost," voyage to Cape Sable -- ~ 20
- 62. 1908 -- Aug 27, last report from ship *Fort George*, NY, NY to Honolulu, HI -- 20
  
- 63. 1897 -- Nov 25, Provincetown, MA sch. *Susan R. Stone* sails for Western Bank, lost -- 19
- 64. 1903 -- Aug, hurricane, steamer *George W. Kelley* lost, Caribbean, for New Orleans -- 19
- 65. 1917 -- Mar 06, ship *Timandra* lost after leaving Norfolk, VA -- 19
- 66. 1917 -- Sep 5, whaling Brig *Viola* sails, not seen again, out of New Bedford, MA -- 19
- 67. 1930 -- Sep 16/17, SF CA schooner *South Coast* lost, OR coast, ~Cape Blanco --18-19
- 68. 1847 -- Jun 11, lost, schooner *Merchant*, Sault Ste. Marie, Lake Superior, MI -- 18
- 69. 1907 -- Apr 10, bark *Adolph Obrig* lost after sailing from NYC, NY -- 18
  
- 70. 1771 -- Early, *Beaver 2<sup>nd</sup>* lost on Lake Erie near Sandusky, OH -- 17
- 71. 1852 -- Mar, Gloucester MA schrs. *Golden Fleece & C.E. Parkhurst* lost, Georges Bank-- 17
- 72. 1867 -- Aug, Two Gloucester, MA Fishing Schooners Lost on Georges Bank -- 17
- 73. 1871 -- Sep 2, Gloucester, MA Fishing Schooners *Montrose* and *Emporia* lost at sea -- 17
- 74. 1885 -- Dec 25, Steamship *City of Nassau* lost after leaving Philly, PA -- 17
- 75. 1893 -- Dec 15, Schooner *Mascot* leaves SF, CA homeport, sealing trip, lost at sea -- 17

76. 1902 -- Jan 25, Gloucester, MA fishing schooner *Alva* sails for Georges Bank, lost -- 17  
 77. 1918 -- Apr 05, ship *Avon* departs NY, NY, not heard from again, presumed lost -- 17  
 78. 1947 -- Jan 09, Boston fishing trawler *Belle* goes missing off coast of MA -- 17  
 79. 1951 -- Jan 15, Boston, MA fishing trawler *Gudrun* lost off Newfoundland -- 17

**MARITIME** Events -- **LOST** (not found) subset -- **By MORTALITY** (continued):

80. 1855 -- Mar, Gloucester MA schooners *Reporter & Abner L. Colby* lost, Georges Bank-- 16  
 81. 1858 -- Oct, fishing schooner *Village Belle* lost, out of Gloucester, MA -- 16  
 82. 1874 -- Sep 28, steamer *Amanda Winants* lost at sea off Georgetown, SC -- 16  
 83. 1885 -- Dec 25-Jan 1886, Gloucester, MA fishing schooner *Mabel Dilloway* lost -- 16  
 84. 1887 -- Apr-Aug, MA fishing schooner *Lydia Y. (or T.) Crowell*, lost, N.S. fishing --15-16  
 85. 1890 -- Mar-Apr, Gloucester, MA fishing schooner *William W. Rice* lost, Iceland trip -- 16  
 86. 1894 -- Mar 12-Jun~, Gloucester fishing schooner *Ambrose H. Knight* lost, Iceland trip-- 16  
 87. 1906 -- Apr 06, last sighting, bark *Nicholas Thayer*, heavy gale off Seal Rocks AK<sup>1831</sup>--10-16  
 88. 1918 -- July 03, whaler schooner Pedro Varela departs New Bedford, MA, lost at sea -- 16
89. 1839 -- May 08, last seen, schooner USS *Sea Gull*, Tierra del Fuego to Valparaiso -- 15  
 90. 1850 -- Apr, Gloucester MA fishing schooners *Walter Scott* and *Specie* Lost -- 15  
 91. 1878 -- Jan 18 last sighting, American ship *Grace Darling*, gale off Cape Flattery, WA-- 15  
 92. 1879 -- Aug~, whaling schooner *Arizona*, reportedly lost off Cape Hatteras, NC -- 15  
 93. 1891 -- Oct, MA fishing schooner, *Hattie N. Reed*, lost at sea -- 15  
 94. 1894 -- Oct 25, last comm. from WA seal schooner *George R. White*, Unalaska, AK -- 15  
 95. 1902 -- Dec 21, last sighting of American ship *Florence*, Tacoma, WA for Honolulu -- ~15  
 96. 1913 -- June 9, whaler steamer *A. T. Gifford* leaves New Bedford, MA, lost -- 15  
 97. 1923 -- Feb 20, *Alta* sails from San Pedro, CA for Bellingham, WA, lost -- 15
98. 1858 -- Dec, Gloucester MA schooner *John Franklin* lost after leaving Prince Ed. Il. -- 14  
 99. 1876 -- Apr-May, Gloucester, MA fishing schooner *James L. Shute* lost on Grand Bank-- 14  
 100. 1878 -- Jan-Feb, Gloucester, MA fishing schooner *Carrie P. Morton* lost, Grand Banks--14  
 101. 1878 -- Oct 20, last sighting of fishing schooner *Cunard* out of Gloucester, MA<sup>1832</sup> -- 14  
 102. 1879 -- Apr, Gloucester, MA fishing schooner *William Thompson*, lost, Grand Banks-- 14  
 103. 1879 -- Oct, Gloucester, MA fishing schooner *Andrew Leighton* lost, LaHave Bank -- 14  
 104. 1879 -- ~Oct 29, Gloucester, MA fish schnr. *N. H. Phillips*, lost, Banquereau Bank NS-13-14  
 105. 1879 -- Dec, schooner *Mary D. Pomeroy*, Crescent City, CA to SF, CA, lost at sea -- 14  
 106. 1880 -- Mar 23, Gloucester, MA schooner *Annie C. Norwood* lost, Caches' Shoal, MA-- 14  
 107. 1880 -- Nov, Gloucester, MA fishing schooner *Nathaniel Webster*, lost, the Banks -- 14  
 108. 1881 -- Aug-Sep, Gloucester MA fishing schnr. *Guy Cunningham* lost Grand Banks--13-14  
 109. 1885 -- Dec-Jan 1886, Gloucester MA fishing schooner *Virginia Dare* lost, Grand Bk.-- 14  
 110. 1886 -- Jun-Jul, Gloucester, MA fishing schooner *Seth Stockbridge* lost, Greenland -- 14  
 111. 1886 -- Aug-Sep, Gloucester, MA fishing schooner *George L. Smith* lost Grand Bk. -- 14  
 112. 1887 -- Aug 20, Provincetown, MA whaling schnr. *Ellen Rizpah* lost off Hatteras NC-13-14  
 113. 1888 -- May 03 schooner *Isabel*, San Francisco to Shumagin Island, AK, lost -- 14  
 114. 1891 -- Sep, Portland ME fishing schooner *City Point* lost, La Havre Banks trip --12-14

<sup>1831</sup> Cross-listed in Lost at Sea, though indications are that the Nicholas Thayer was thrown on Seal Rock in gale.

<sup>1832</sup> On Fishing trip to the Grand Banks.



115. 1893 -- Jan 29, American bark *Cowlitz* left Port Gamble, WA for SF, never seen again-- 14  
 116. 1901 -- Jan 22, Gloucester, MA schooner *Commonwealth* sails for Georges Bank, lost-- 14  
 117. 1901 -- Sep 16, Gloucester, MA schooner *Lolanthe* departs for cod-fishing trip, lost -- 14  
 118. 1902 -- Dec 17, last sighting, Gloucester fishing schmr. *Annie Wesley*, off Sable Island-- 14  
 119. 1919 -- Jan 15, whaling schooner *Ellen A. Swift* leaves New Bedford, MA, lost -- 14

**MARITIME Disasters -- LOST (not found) Subset -- By MORTALITY (continued):**

120. 1770 -- Nov, new Cushing, ME boat, *The Industry*, lost on first trip to Boston, MA -- ≥13  
 121. 1831 -- July-Aug, schooner USS *Sylph* lost after leaving Pensacola, FL -- 13  
 122. 1851 -- fishing schooner *Burlington* lost -- 13  
 123. 1874 -- Nov, Gloucester, MA fishing schooner *G. G. Kidder* lost, Grand Banks --12-13  
 124. 1880 -- Jan, barkentine *Ray R. Sharp*, Philadelphia, PA for Lisbon, Portugal, lost -- 13  
 125. 1880 -- Aug 28, bark *Miriam*, Pensacola to Rio de Janeiro, lost at sea -- 13  
 126. 1880 -- Aug 29, bark *Alfred*, Pascagoula MS for Trinidad Island, Spain lost at sea -- 13  
 127. 1886 -- ~Sep 20 Amer. ship *Sierra Nevada*, Seattle for San Fran., founders off Cape Flattery WA-- 13  
 128. 1890 -- Jan 23, bark *Nellie May* (Port Madison WA for SF CA) lost, gale? off Cape Flattery WA--13  
 129. 1894 -- Apr, Gloucester, MA fishing schooner *Martha and Susan* lost, Georges trip -- 13  
 130. 1900 -- Sep 14, Gloucester, MA fishing schooner *Sigfrid* sails for Quero Bank, lost -- 13  
 131. 1916 -- Apr 7, schooner *Bertha L. Barker* lost, out of New York, NY -- 13  
 132. 1920 -- Jan 29, steamer *Samuel Faunce* lost, Wilmington, NC to Key West FL<sup>1833</sup> -- 13  
 133. 1920 -- Feb 01, steamer *Fortune* lost off Jekyll Island, GA -- 13  
 134. 1977 -- Nov 30, last contact, New Bedford scalloper *Navigator*, off Nantucket, MA -- 13
135. 1854 -- Feb, Gloucester, MA fishing schooner *Flight* lost, Georges Bank -- 12  
 136. 1870 -- Sep, Gloucester MA fishing schmr. *Dauntless* lost on way to St. Lawrence Bay-- 12  
 137. 1871 -- Jan 9, Gloucester, MA fishing schooner *Edith Wonson* lost on Western Bank-- 12  
 138. 1871 -- summer, East Gloucester, MA fishing schooner *River Queen* lost at sea -- 12  
 139. 1872 -- Jan, Gloucester, MA fishing schooner *Messenger* lost on Western Bank -- 12  
 140. 1874 -- Mar, Gloucester, MA fishing schooner *White Fawn* lost Western Banks -- 12  
 141. 1875 -- Jan, Gloucester, MA fishing schooner *David Burnham* lost on Grand Banks -- 12  
 142. 1875 -- Jan, Gloucester, MA fishing schooner *Joseph Chandler* lost on Grand Banks-- 12  
 143. 1875 -- Feb, Gloucester, MA fishing schooner *J. C. Call* lost, Grand Banks -- 12  
 144. 1875 -- Feb, Gloucester, MA fishing schooner *Sarah H. Cressey* lost, Grand Banks -- 12  
 145. 1875 -- Mar, Gloucester, MA fishing schooner *H.B. Stanwood* lost, Georges Bank -- 12  
 146. 1875 -- Nov, Gloucester, MA fishing schooner *Pharsalia* lost, Georges Banks -- 12  
 147. 1876 -- Sep, Gloucester, MA fishing schooner *Walter M. Falt* lost on Grand Banks -- 12  
 148. 1876 -- Dec, Gloucester, MA fishing schooner *William T. Merchant* lost, Grand Bk.-- 12  
 149. 1879 -- Apr, Gloucester, MA fishing schooner *Ida (or Ada) E. Baker*, Western Bank-- 12  
 150. 1881 -- Apr 15, Gloucester, MA fishing schooner *Carrie S. Dagle* lost, Western Bk.-- 12  
 151. 1887 -- Mar 20, steamer *Seal* lost, Lynn Canal north of Berners Bay, southeast AK -- 12  
 152. 1887 -- Apr, Gloucester, MA fishing schooner *Jamestown* lost, Western Bank -- 12  
 153. 1887 -- Nov-Dec, Gloucester, MA fishing schooner *William Parsons, 2<sup>nd</sup>*, lost, GB -- 12  
 154. 1888 -- Nov-Dec, Gloucester, MA fishing schooner *Carleton* lost, Georges trip -- 12  
 155. 1888 -- Nov-Dec, Gloucester, MA fishing schooner *Joseph O.* lost, Georges trip -- 12

<sup>1833</sup> I assume the *Fortune* and *Samuel Faunce* events refer to the same event and that one of the sources is wrong.

- 156. 1891 -- Jan-Feb?, Gloucester, MA fishing schooner, *Veteran* lost, Georges trip -- 12
- 157. 1891 -- Sep-Oct, Gloucester, MA fishing schooner *Percy* Lost, Georges Bank trip -- 12
- 158. 1893 -- Aug, Gloucester, MA fishing schooner *Pioneer* lost, Georges Bank trip -- 12
- 159. 1899 -- Feb 14~, Gloucester MA schooner *A.M. Burnham* lost on Brown's Bank -- 12
- 160. 1934 -- Jun 12, tuna clipper *Belle Isle* sails from San Diego, CA, lost at sea -- 12

**MARITIME** Events -- **LOST** (at sea) Subset -- **By MORTALITY** (continued):

- 161. 1851 -- fishing schooner *Hamilton* lost -- 11
- 162. 1870 -- Jan, Gloucester, MA fishing schooner *Viking* lost on way to Grand Banks -- 11
- 163. 1873 -- Mar, Gloucester fishing schooner *J. H. Orne* lost on Georges Bank -- 11
- 164. 1876 -- ~Apr 4, Gloucester, MA fishing schooner *Kearsarge* lost, Georges Bank -- 11
- 165. 1876 -- Apr-May, Gloucester, MA fishing schooner *Janet Middleton* lost on GB -- 11
- 166. 1876 -- Dec, Gloucester, MA fishing schooner *Howard Steele* lost, La Have Bank -- 11
- 167. 1876 -- Dec, Gloucester, MA fishing schnr. *Modena B. Jerauld* lost, La Have Bank -- 11
- 168. 1877 -- Jan, Gloucester, MA fishing schooner *Mary Burnham* lost, La Have Bank -- 11
- 169. 1889 -- Feb 09, last sighting, schooner *Annie* leaves San Francisco for Unalaska, AK-- 11
- 170. 1895 -- Nov 23-Dec, Gloucester fishing schooner *Falcon* lost, Georges Bank trip -- 11
- 171. 1896 -- Oct 14, NY fishing smack *W.W. Story* last seen off Absecon, NJ -- 11
- 172. 1909 -- Dec 24, steamer *Columbia* lost out of NYC, NY to Port au Prince Haiti -- 11
- 173. 1914 -- Oct 31, schooner *Lizzie Lee* leaves New Bedford MA for Cape Verde, Is., Lost-- 11
- 174. 1915 -- ~Aug 22, Boston schooner *Maude Palmer* sinks, Gulf of Mexico -- 11
- 175. 1916 -- July 14, ship *Ramos* founders, from Philadelphia, PA to Cartagena, Columbia-- 11
- 176. 1918 -- Feb 28, American schooner *Americana* clears Columbia Riv. bar, lost at sea, Pacific-- 11
- 177. 1942 -- Sep 13, last sighting, Seattle halibut schooner *Helgeland* off Kodiak Isl., AK-10-11
- 178. 1955 -- Jan 13~, New Bedford, MA scalloper *Doris Gertrude* lost off New Eng. coast-- 11
- 179. 1962 -- Nov 15~, New Bedford, MA scalloper *Midnight Sun* lost, Georges Bank -- 11
  
- 180. 1843 -- Aug, Gloucester MA fishing schooner *The Byron* lost, "South Channel" -- 10
- 181. 1851 -- Apr 10, fishing schooner *Harvest Home* of Newcastle, NH lost -- 10
- 182. 1851 -- Oct, Gloucester, MA schooner *Princeton* lost, St. Lawrence Bay -- 10
- 183. 1853 -- Feb 16/26, brig *Vintage* sails, Salem, MA for West Coast of Africa, Lost -- 10
- 184. 1854 -- Mar 08, schooner *Robert Walsh* lost off Cape Hatteras, NC -- 10
- 185. 1856 -- ~Aug 16, ship *Manila* "lost" off Timbalier Island, LA -- 10
- 186. 1868 -- June, Gloucester MA fishing schooner *General Butler* lost, Georges Bank -- 10
- 187. 1870 -- Jan 25, Gloucester, MA fishing schooner *Weather Gage* lost, Grand Banks -- 10
- 188. 1870 -- Mar, Gloucester MA fishing schooner *William F. Pool* lost, Georges Bank -- 10
- 189. 1870 -- Oct, Gloucester, MA fishing schooner *Alatamaha* lost, Georges Bank -- 10
- 190. 1875 -- Mar, Gloucester, MA fishing schooner *William C. Endicott* lost, Georges Bk.-- 10
- 191. 1876 -- Oct, Gloucester, MA fishing schooner *Joseph F. Allen* lost on Western Bank-- 10
- 192. 1876 -- Dec, Gloucester, MA fishing schooner *D. E. Woodbury* lost, trip to GB -- 10
- 193. 1876 -- Dec, Gloucester, MA fishing schooner *John S. Tyler* lost, La Havre Bank -- 10
- 194. 1876 -- Dec, Gloucester, MA fishing schooner *J.F. Huntress* Lost, La Havre Bank -- 10
- 195. 1876 -- Dec, Gloucester, MA fishing schooner *Wyoming* lost, La Have Bank -- 9-10
- 196. 1879 -- Oct-Dec, Gloucester MA fishing schnr. *Harvey C. Mackay* lost, Grand Banks-- 10
- 197. 1880 -- Aug, bark *Emma C. Litchfield*, St. Mary's, GA to Buenos Aries lost at sea -- 10

198. 1883 -- Sep, Gloucester MA schooner *Charles Hildreth* lost, trip to Georges Bank -- 10  
 199. 1885 -- Aug, schooner *Washington*, Apalachicola, FL to NYC, lost at sea -- 10  
 200. 1886 -- Aug-Sep, Gloucester, MA Fishing Sch. *John F. Wonson* lost, Brown's Bk. -- 10  
 201. 1887 -- Jul-Oct, bark *Isabel*, Rockland, ME to Pensacola, FL, lost at sea -- 10  
 202. 1890 -- Nov 24, NY steam-yacht *F.L. Norton*, leaves New London for France, lost -- 10  
 203. 1908 -- Jan/Feb, Gloucester fishing schooner *Northern Eagle*, lost, Gulf of Mex. -- 9-10  
 204. 1908 -- Jul 24, bark *Auburndale* lost from Turks Island (Carib.) to Philadelphia, PA -- 10  
 205. 1909 -- Jan 25, schooner *William C. Tanner* lost, Rockport, MA to Key West, FL -- 10  
 206. 1911 -- Jan 21~, Gloucester Sch. *Ella M. Goodwin* departs Bay of Islands, NFL, lost-- 10  
 207. 1920 -- Feb 19, schooner *Henry W. Cramp* lost, Norfolk VA to Dominican Rep. -- 10

**Maritime Disasters – Offshore PLATFORMS/LIFTBOATS Subset – By Mortality**

1. 1961 -- Jan 15, Nor'easter, USAF Radar Tower No. 4 fails ~70m east of Barnegat, NJ-- 28
2. 1964 -- Jun 30, drilling barge *C.P. Baker* explosion and fire, Gulf of Mexico -- 22
3. 1982 -- Feb 15, *Ocean Ranger* oil rig sinks in storm, Grand Banks, Canada<sup>1834</sup> --84 (15 US)
4. 1976 -- Apr 15, oil platform *Ocean Express* capsizes under tow in storm, Gulf, off TX-- 13
5. 1989 -- July 31, *Avco 5* oil platform lift boat capsizes fleeing Hurricane Chantal, Gulf -- 13
6. 2021 -- Apr 13, liftboat (platform) *Seacor Power* capsizes off Port Fourchon, LA -- 13
7. 2010 -- Apr 20, drilling rig *Deepwater Horizon* explosion, Gulf of Mex., ~50m, LA<sup>1835</sup>-- 11

**Maritime Disasters – Offshore PLATFORMS/LIFTBOATS Subset – Chronological**

1. 1961 -- Jan 15, Nor'easter, USAF Radar Tower No. 4 fails ~70m east of Barnegat, NJ-- 28
2. 1964 -- Jun 30, drilling barge *C.P. Baker*, explosion and fire, Gulf of Mexico -- 22
3. 1976 -- Apr 15, oil platform *Ocean Express* capsizes under tow in storm, Gulf, off TX-- 13
4. 1982 -- Feb 15, storm, *Ocean Ranger* oil rig sinks, Grand Banks, Canada<sup>1836</sup> --84 (15 US)
5. 1989 -- July 31, *Avco 5* oil platform lift boat capsizes fleeing Hurricane Chantal, Gulf -- 13
6. 2010 -- Apr 20, drill rig *Deepwater Horizon* explosion, Gulf of Mexico ~50m, LA<sup>1837</sup> -- 11
7. 2021 -- Apr 13, liftboat (platform) *Seacor Power* capsizes off Port Fourchon, LA -- 13

---

<sup>1834</sup> Sixty-eight Canadians, one Englishman, and fifteen Americans

<sup>1835</sup> Cross-listed in Explosions.

<sup>1836</sup> Sixty-eight Canadians, one Englishman, and fifteen Americans

<sup>1837</sup> Cross-listed in Explosions.

**Maritime – SNAGS, SAWYERS, Logs in Water Subset – By Mortality**

1. 1864 -- Jul 21, *B.M. Runyan* snags/sinks, MS River, Island 84, Gaines Landing, MS --70-150
2. 1851 -- Jan 27, steamboat *John Adams* snags/sinks, MS River, above Greenville, MS -- 123
3. 1844 -- Jan 03, Steamboat *Shepherdess* Snags/Sinks, 3M No of St. Louis, MO --57-100
4. 1854 -- Mar 09, Steamer *John L. Avery* Snags, Miss. River, Black Hawk Pt., LA --12-90
5. 1918 -- July 05, fog, steamer *Columbia* snags/sinks, IL Riv., Wesley City, Pekin, IL --87-88
6. 1845 -- Dec 18-19, Steamer *Belle Zane* snags/capsizes, MS Riv., Island No. 75, AR --40-76
7. 1865 -- Jun 09, steamboat *Kentucky* snags & sinks, Red River, below Shreveport LA --50-75
8. 1862 -- Feb 27, steamboat *Prince* snags and sinks, Mississippi River, near Hickman, KY-- 74
9. 1823 -- Feb 08, Steamboat *Tennessee* Snags, Mississippi River, near Natchez, MS -- 60
10. 1867 -- Jan 17, steamer *Platte Valley* snags on submerged wreck, MS Riv., ~Memphis TN--16-50
  
11. 1862 -- Feb 23, Confederate Steamer *Cambridge* Snags, Grand Glaise, AR -- 42
12. 1842 -- Oct 08, *S.B. Eliza* Snags/Sinks, MS Ri. ~5m above mouth OH Ri, IL Shore --30-40
13. 1845 -- Dec 11, Steamboat *Caspian* Snags/Sinks, MS River, Island No. 25, AR -- 40
14. 1852 -- Jan 25, Steamer *De Witt Clinton* snags, sinks, MS River, below Memphis, TN--35-40
15. 1862 -- Aug 21, steamer *Acacia* snags, sinks, Mississippi River, Grand Cut Off, AR -- ~40
16. 1870 -- Feb 19, steamer *Emma No. 3* snags, burns,<sup>1838</sup> MS Riv., Isl. No. 35/Reverie, TN-- 40
17. 1870 -- Dec 18, *Nick Wall* snags/sinks Miss. River, ~Princeton, MS/Napoleon, AR -- 39
18. 1865 -- Mar 02, Union transport *James Watson* snags/burns, MS Riv., Island No. 76, AR--34-35
19. 1841 -- Steamer *Carolina* snags, Mississippi River, Osceola, AR -- 34
20. 1848 -- Nov 21, Steamer *Wyandotte* snags and sinks, MS River, above Vicksburg MS -- 30
21. 1854 -- Mar 27, Steamer *Monroe* hits log/sinks, MS Ri., just north of Natchez, MS --17-30
22. 1865 -- Jun 09~, SS *Kentucky* snags/sinks, Red River, Tow Head Isl. ~Shreveport LA -- ≤30
23. 1851 -- Dec 04 or 09, Steamboat *Clermont* snags, sinks, White River ~Augusta, AR --20-23
24. 1847 -- June 29, *Star Spangled Banner* snags/sinks, MS Riv. Thomas's Pt., ~Baton Rouge, LA-- 20
25. 1865 -- Dec 01, steamer *Progress* snags/sinks, Arkansas Riv., 20m below Fort Smith, AR--20
26. 1883 -- Mar 4, steamer *Yazoo Valley* hits log/sinks, MS Riv., ~Bonnet Carre Crevasse, LA-- 20
27. 1854 -- Aug 02, steamboat *Cape May* snags/careens/sinks, Ohio Riv., Mt. Vernon, IN-- 7-18
28. 1860 -- May 09, Steamer *R.F. Sass* snags/sinks, Miss. River, Clark's Bar, ~Glover, MS-- 17
29. 1864 -- Oct 30, Union packet *Universe* snags/sinks, MS Riv., between Islands 35&36 -- 17
30. 1864 -- Nov 03, steamboat *James White*, snags/sinks, Mississippi River, Island #10, TN-- 17
31. 1869 -- Apr 10, steamboat *G.A. Thomson* snags/burns, AR Riv. ~40M below Little Rock AR--17
32. 1919 -- July 04, Pleasure Steamer *Reliance* snags and sinks, Lake Madison, SD --15-16
33. 1840 -- Apr 25, *Bedford* snags, mouth of MO River ~Mobile Is. or Cora Is. Chute, MO-- 15
34. 1850 -- Apr 28, Steamer *Cora* snags, sinks, Missouri River, below Council Bluffs, IA -- 15
35. 1857 -- Oct 15, Steamer *Tropic* snagged, Missouri River, near Waverly, MO --10-15
36. 1862 -- Nov 12, steamer *Eugene* snags wreck/sinks, Miss. River, Plum Point Bend, TN-- 15
37. 1882 -- July 16, steamboat *John Wilson* snags/sinks, Atchafalaya Riv., Richards Landing, LA-15
38. 1864 -- Feb 17, steamboat *Orient* snags/sinks to upper deck Miss. Riv., Commerce MO-- 14
39. 1841 -- Aug 29, Steamboat *Keokuk* Snags, Miss. River, St. Genevieve Island, MO --11-13
40. 1896 -- Oct 20, Steamer *Arago* Snags/Sinks, Mouth of Coos Bay, OR -- 13
41. 1919 -- Apr 28 U.S. Navy Launch hits log, capsizes, Hudson River, NY, NY -- 13
42. 1889 -- Jan 05, Steamer *Paris C. Brown* Snags and Sinks, Hermitage Landing, LA -- 8-11

<sup>1838</sup> Cross-listed in fire in that the fire forced crew and passengers into the water where many drowned.

**Maritime subset -- SNAGS and SAWYERS -- By Mortality (continued):**

- 43. 1854 -- Jan 09, *General Bem* snags/lost, Arkansas River, Walnut Bend, AR -- 10
- 44. 1854 -- May 10, Steamer *Pike* snags/sinks, MS Riv., Big Eddy, Wilkinson's Lndg., MO-- 10
- 45. 1901 -- May 12, *City of Paducah* snags/sinks, MS River, near Brunkhorst Landing, IL--6-≤10

**MARITIME** Events -- **STORMS/Squalls/Rough Weather Subset** – **By MORTALITY**

1. 1715 -- July 31, hurricane, Spanish ships ground, Fort Pierce-Wabasso Beach, FL --1,000
2. 1944 -- Dec 18, USN Task Force 38 hit by typhoon, 3 ships capsized off Philippines -- 790
  - 202 *Hull*
  - 256 *Monaghan*
  - 317 *Spence*
  - 15 deaths from ten other vessels
3. 1865 -- Mar 31, govt. steam transport *General Lyon* burns, Cape Hatteras, NC<sup>1839</sup> ---521-571
4. 1898 -- Nov 26-27, Portland Gale/Nor'easter, Cape Cod, MA -- 500
5. 1919 -- Sep 12, Spanish liner *Valbanera* sinks off Rebecca Shoal, Dry Tortugas, FL -- 488
6. 1857 -- Sep 12, hurricane, steamer *Central America* sinks, Blake Plateau off Charleston SC--400-427
7. 1898 -- Nov 26-27, Portland Gale, NY, MA, ME maritime, esp. MA, esp. *Portland*<sup>1840</sup>---337
  - all 12 schooner *Abel E Babcock* sinks near Gloucester, MA
  - 16 steamer *Pentagoet*, off Cape Cod.
  - all 193 side-wheel steamer, *SS Portland*, off Cape Cod.
  - 15 *F. R. Walker*, fishing schooner, off Cape Cod.
8. 1907 -- Feb 11, *Larchmont* steamship git/sinks in blizzard off Block Harbor, RI --123-332
9. 1854 -- Apr 16, storm, packet ship *Powhatan* grounds/breaks up off Long Beach Isl. NJ-250-311
10. 1853 -- Dec 24-Jan 2, gale, troopship *San Francisco* deck swept away off Carolinas--209-300
11. 1854 -- Nov 13, storm, US immigrant ship *New Era* grounds on bar, Deal Beach, NJ--240-300
12. 1913 -- Nov 8-10, Great Lakes storm, esp. Lake Huron, 12 crews lost<sup>1841</sup> --US 172-192 of 254-277
13. 1866 -- Oct 03, hurricane, steamer *Evening Star* sinks, ~100M off Tybee Island, GA--247-255
14. 1944 -- Sep 13, hurricane, USS *Warrington* sinks off coast of FL<sup>1842</sup> -- 248
15. 1865 -- July 30, stmr. *Brother Jonathan* hits rock/sinks, storm, off Crescent City, CA--171-225
16. 1942 -- Feb 18, USS *Truxtun* and *Pollux* ground/break, Lawn Pt. & Chambers Cove, NFLD--203-204
17. 1799 -- sixty Native Alaskan bidarka's lost in storm, Hinchinbrook Entrance, S.C. AK-- 200
18. 1864 -- Dec 22, U.S. steam transport *North America* sinks, storm off coast of north FL-- 197
19. 1898 -- Nov 26-27, storm, sidewheel steamer *Portland* sinks, Cape Cod, MA 127-192
20. 1841 -- Oct 03-04, New England gale, especially maritime fishing losses, esp. MA -- ~179
21. 1895 -- May 27, storm, *Colima* (SF, CA) founders off Manzanilla, Mexico -- 153
22. 1717 -- Apr 27, gale, pirate ship *Whidah* crash into sandbar, Wellfleet, Cape Cod, MA-- 144
23. 1849 -- Oct 06, gale, brig *St. John* grounds, Minot's Ledge ~15M SE Boston Harbor MA--92-143
24. 1705 -- Dec 19-21, privateer *Castle Del Rey* grounds & breaks-up, Sandy Hook, NJ -- 132
25. 1797 -- Sep 08, gale, slave ship *General Nichols* founders off FL/GA coastal border -- 132
26. 1893 -- Oct 01-02, Hurricane Cheniere Caminanda, Gulf Coast, LA, MS, AL<sup>1843</sup> --123-127
27. 1919 -- Sep 9-10, hurricane, *Corydon, Grampus, Larimer, Lake Conway, Munisla* lost-- 127

<sup>1839</sup> Cross-listed here because during a "hurricane-like" storm, several barrels of kerosene oil in the engine room were shaken down and burst. Oil hitting the boiler ignited, thus causing the fire. The storm also hindered escape via lifeboats and attempts by vessels to get near the *Lyon* or let down lifeboats to pick-up people in the water.

<sup>1840</sup> Six of these deaths were land-based.

<sup>1841</sup> Cross-listed in winter Storms (though technically late fall, the storm itself was winter snow and wind storm).

<sup>1842</sup> These fatalities are part of the 390 attributed to the "Great Atlantic Hurricane."

<sup>1843</sup> This is a subset of 1,700-2,000 cross-listed hurricane fatalities, and is a minimum representation of maritime, especially fishing craft, losses, which is a tally of craft identified by name and numbers of crew lost.

28. 1862 -- Feb 24, Blow of 1862, 15 Gloucester MA boats lost, Georges Bank -- 122  
 29. 1883 -- Nov 12-14, gales, nine Gloucester, MA fishing schooners lost, Georges Bank -- 114  
 30. 1800 -- ~Sep, revenue cutter brig USS *Pickering* lost, gale/hurricane, off FL<sup>1844</sup> --70-105  
 31. 1878 -- Jan 31, steamer *Metropolis* wrecks, gale, south of Jones Hill Station, NC --85-104  
 32. 1898 -- Feb 05, gale, Seattle schmr. *Clara Nevada* grounds/sinks ~Eldred Rock, AK --82-104  
 33. 1877 -- Nov 24, Navy warship USS *Huron* founders in storm off Nags Head, NC --83-103  
 34. 1903 -- Sep 14-17, Atlantic Coast Hurricane, CT DE ME/16 NJ/32 NC/16 VA/30 --102-103  
     -- 2 *M. A. Baston*, fishing smack, Fulton Market fishing fleet, NYC.  
     -- 30 *Beatrice*. Fishing schooner lost several miles off Chincoteague, VA.  
     -- 20 *Edith J. Peterson* fishing schooner lost Five Fathom Bank, NJ.  
     -- 3 *Ester Anita*. Fishing smack of the Fulton Market fishing fleet, NYC.  
     -- 1 *Geneva Mertis*, fishing smack out of NYC; Portuguese sailor.  
 --14-15 *George F. Edmunds*. Gloucester schooner wrecked Pemaquid Rocks, ME  
     -- 5 *Hattie A. Marsh* schooner (off Delaware Breakwater, Breakwater, DE)  
     -- 16 *Mexicano*, British tanker foundered to the north of Cape Hatteras.  
     -- 5 *Red Dragon*. Yacht out of Atlantic City lost off Long Beach NJ.  
     -- 1 *Sadie and Lillie* two-masted coaster wrecked off Pemaquid, ME.  
     -- 5 *Spartan*, schooner. Cause not noted. Brandywine Shoal [NJ], Del. Bay.  
 35. 1770 -- Oct 20, storm, maritime losses off coasts of MA, NH and possibly RI -- ~100  
 36. 1778 -- Dec 26-27, blizzard, New Eng., esp. MA and RI, brig *Arnold*, sloop *Stark* -- 101  
 37. 1880 -- Oct 16, sidewheel steamer *Alpena* sinks, Lake Mich. storm off Holland, MI --60-101  
 38. 1700 -- Sep 14, hurricane, *Rising Sun* wrecked, Ashley River bar, Charleston, SC -- ~100  
 39. 1837 -- Oct 09, storm, steamship *Home* wrecks at Ocracoke Island, NC<sup>1845</sup> --90-100  
 40. 1857 -- Nov 18, storm, ~twenty coal boats sink, OH and MS Rivers ~Cairo IL -- ~100  
 41. 1888 -- Mar 11-14, East Coast "Blizzard of 1888,"<sup>1846</sup> Maritime Loss component -- >100  
 42. 1900 -- Sep 12-13, southeaster gale, off-shore Natives in boats, inshore, Nome, AK<sup>1847</sup> >100

**MARITIME** Events – **STORMS** Subset -- Deadliest Amer. – **By MORTALITY**, continued:

43. 1850 -- Oct 06, storm, emigrant (Irish) ship *Saint John*, wrecks, Scituate, MA -- 99  
 44. 1890 -- July 13, steamer *Sea Wing* capsizes in storm, Miss. River, Lake Pepin, MN -- 98  
 45. 1915 -- Aug 14-15, United Fruit Co. steamer *Marowijne* sinks, hurricane, Gulf of Mx. --87-98  
 46. 1839 -- Dec 15, winter gale, maritime losses, MA coast/harbors, esp. Gloucester, MA --67-90  
 47. 1863 -- Aug 21, hurricane, USS *Bainbridge* capsizes, off Cape Hatteras, NC<sup>1848</sup> --80-90  
 48. 1836 -- Nov 21/22, storm, U.S. ship *Bristol* wrecks, Far Rockaway Beach, Long Isl., NY --64-89  
 49. 1856 -- Aug 10-11, Steamer *Nautilus* Founders, Hurricane off LA Coast<sup>1849</sup> --70-85  
 50. 1778 -- Dec 25, storm, Brig *General Arnold* Grounds, White Flats, Plymouth Bay MA-- 81

<sup>1844</sup> Cross-listed in Hurricanes.

<sup>1845</sup> Cross-listed in Hurricanes.

<sup>1846</sup> Cross-listed in winter Storms – Nor'easters

<sup>1847</sup> Hurricane-like southeaster gale producing storm surge into Nome and high waves destroying buildings along the waterfront. Have seen reference to 18-19 deaths at Nome, mostly drowning. Cross-listing in Maritime in that over 100 Natives were reported to have drowned trying to cross from Kings Island to the mainland in umiaks.

<sup>1848</sup> Cross-listed in Hurricanes.

<sup>1849</sup> Cross-listed in Hurricane. Francaviglia (*From Sail to Steam...Texas Maritime History*, 1998, 175) dates the loss as Aug 8 off the coast of Texas.



51. 1813 -- Aug 8, schooners USS *Hamilton* & *Scourge* capsize, Lake Ontario squall ~Niagara Riv., NY->80

**MARITIME Disasters-- STORMS Subset--Deadliest Amer.-- By MORTALITY, continued:**

52. 1865 -- Jan 8, storm, SC steamer *Melville*, NY to Port Royale SC, sinks off Hatteras NC--~76

53. 1870 -- Oct 20, Hurricane, Steamer *Varuna* Capsizes, 35M NE of Jupiter Inlet, FL<sup>1850</sup> --36-72

54. 1945 -- Mar 13, storm, US troopship *J.W. McAndrew* hit by French ship, N. Atlantic --68-71

55. 1893 -- Oct 13-14, Great Lakes storm, esp. *Dean Richmond*, *Wocoken*, others, lost --57-68

- 2 *Annie Sherwood* schooner Lake Superior
- 75 *Aunt Ruth* schooner Lake Huron (not certain loss)
- 7-8 *C. B. Benson* schooner, Oct 13, Lake Erie, off Port Colborne, Can
- 15-23 *Dean Richmond* propeller freighter Lake Erie, off Dunkirk, NY
- 6 *Minnehaha* schooner Lake Michigan
- 6-7 *Riverside* schooner Lake Erie
- 1 *Volunteer* schooner Lake Huron
- 13-14 *Wocoken* freighter Lake Erie, off Dunkirk, NY
- 3 unnamed small boat Lake Erie, off Dunkirk, NY
- 4 New York mainland

56. 1882 -- Feb 05?, gale, Gloucester schrs. *Bellerophon*, *Carroll*, *Pew*, *Revere*, *Somes*, GB-- 67

57. 1815 -- Jan 23, Portland Maine Privateer *Dash* lost in squall, George's Bank area --54-66

58. 1842 -- Nov 15-18, Great Lakes Storm, maritime losses, especially Lake Erie -- >65

- 8 "*Brandywine* (schooner), aground, 15 Nov 1842."
- 6 "*Caroline* (schooner), sunk?, 18 Nov 1842."
- 6 *Detroit* (schooner), aground, 11-15-1842. Lake Erie off Ontario Province, Can.
- 1 "*Edwin Jenny* (Schooner), aground, 15 Nov 1842." Lake Erie, Canadian shore.
- 8 "*Emily* (schooner), lost, 11-18-1842." Capsized off Long Point, Can., Lake Erie.
- 9 *Jefferson* (schooner), aground, 11-18-1842. Grounded, Buffalo, NY, Lake Erie.
- 2 *Jena* (Schooner). Out of Detroit, lost two men off Grand River, Lake Michigan.
- 6 *Liguire* (schooner), aground, 11-15-1842. Point Abino, Canada side, Lake Erie.
- 2 Merchant (schooner), rudder damaged, 11-15-1842. Fairport Hbr., NY, Lake Erie.
- 10 "*Milwaukie* (Ship), aground, 11-18-1842." Near Kalamazoo Riv., mouth, Lake MI.
- 7 "*N. Hubbard* (Schooner), aground, 15 Nov 1842." Off Conneaut OH, Lake Erie.

59. 1846 -- Sep 19, Gale, 11 Fishing Schooners Lost, out of Marblehead, MA -- 65

60. 1914 -- Sep 18, storm, steamer *Francis H. Leggett* founders, off OR Coast -- 65

61. 1944 -- Feb 26, storm, US freighter *William H Welch* grounds/breaks, Eilean Furadh Mor Isl., Scotland-62

62. 1856 -- Oct 24, steamer *Toledo* sinks, Lake Michigan storm, off Port Washington, WI--40-61

63. 1846 -- Feb 14/15, winter snow storm, *John Minturn* & other boats ground/wreck, NJ-50-60

64. 1916 -- Oct 20-21, *Merida*, *D.L. Flyer*, *James B. Colgate* sink, Lake Erie gale --54-59

65. 1904 -- Jan 8/9, storm, steamer *Clallam* floods/sinks, Strait of Juan de Fuca (east), WA-- 56

66. 1883 -- Dec 28, gale, Gloucester schs. *Stetson*, *Knutsford*, *Irving*, *Maddocks* lost at sea-52-55

67. 1878 -- Oct 21-24, hurricane and maritime loses, NC, VA, MD, DE, PA, NJ, CT<sup>1851</sup> -- 54

68. 1929 -- Oct 22, RR car carrier *Milwaukee* sinks, Lake MI storm ~7m NE Milwaukee WI-- 52

<sup>1850</sup> Cross-listed in Hurricanes.

<sup>1851</sup> Land & Maritime losses cross-listed in Hurricane.

69. 1840 -- May 07, tornado, steamboat *Hinds* sunk, Natchez, MS<sup>1852</sup> -- 51

**MARITIME** Events—**STORMS** Subset –Deadliest Amer. – **By MORTALITY**, continued:

70. 1839 -- Dec 15, “Great Storm of 1839,” Massachusetts Bay, MA -- >50  
71. 1856 -- Oct 29, steamer *Superior* grounds, Lake Superior storm -- 50  
72. 1856 -- Nov 04, stmr. *J.W. Brooks* sinks, Lake Ont. gale, ~False Duck Island, Ontario --20-50  
73. 1915 -- Aug 16-17, dredge boat *Sam Houston* grounds, hurricane, Highland, TX<sup>1853</sup> -- 50
74. 1887 -- Oct 29, loaded steamer *Vernon* sinks, Lake Mich. storm, off Two Rivers WI --41-49  
75. 1915 -- Apr 03, storm, steamer *Prinz Maurits* lost off Cape Hatteras, NC -- 49  
76. 1925 -- Nov 30-Dec 02, hurricane and maritime losses off east coast of FL -- 49  
    -- 6 Flagler Beach area. Rum running schooner from Bahamas grounds/breaks  
    --32 St. Augustine, ~35 miles off of; SS *Cotopaxi* founders  
    --11 Somewhere south of Savannah, heading south; Yacht *Miramar*
77. 1947 -- Nov 24, storm, Army transport *Clarksdale Victory* grounds, Hippa Island, BC<sup>1854</sup>--49  
78. 1885 -- Nov 07, snowstorm, passenger ship *Algoma* grounds, Greenstone, Mott Isl., MI<sup>1855</sup>--37-48  
79. 1939 -- Sep 25, Trop. Storm, fishing boats *Lur/15, Spray/24* capsized, others, SoCal --44-48  
80. 1944 -- Sep 14, Hurricane, USCG Cutters *Bedloe & Jackson* Sink off Hatteras, NC<sup>1856</sup>-- 48  
81. 1865 -- Oct 15, Steam. *Atlanta*, N.O., LA to NYC sinks/storm, off Sandy Hook, NJ --45-47  
82. 1820 -- Mar 06, USN Chartered Schooner *Quaker* Sinks in Gale, Chesapeake Bay --41-46  
83. 1952 -- Jan 09, SS *Pennsylvania* (of Tacoma) founders ~455M off Cape Flattery WA -- 46  
84. 1905 -- Oct 19/20, Great Lakes storm, at least 27 wood vessels lost, esp. *Kaliyuga* -- ≥44  
    -- 5 *Emma L. Neilsen*, schooner, stranded, Presque Isle Bay, MI, Lake Huron.  
    -- 2 *John V. Jones*, schooner, Lake Michigan.  
    -- 1 *Joseph S. Fay*, steamer, near Rogers City, MI, Lake Huron.  
    --17 *Kaliyuga*, steamer, lost, last seen 5m off Presque Isle, MI, Lake Huron.  
    -- 9 *Minnedosa*, schooner (Canadian), foundered off Harbor Beach, MI. L. Huron.  
    -- 2 *Sarah E. Sheldon*, schooner, off Loraine near Lincoln, OH, Lake Erie.  
    -- 8 *Tasmania*, schooner-barge, foundered, SW Shoal, Pelee Island, Lake Erie.
85. 1896 -- Mar 08, Seattle schooner *Lincoln* departs for Kodiak, AK, lost, storm, Pacific --25-43  
86. 1943 -- Dec 11, collier *Suffolk* sinks in heavy gale off Montauk Point, NY --all 42-43  
87. 1846 -- Nov 27, *Atlantic* steam explosion, grounds, reef, gale ~Fisher’s Island, NY -- 42  
88. 1856 -- Oct 29, sidewheel *Superior* grounds, Lake Superior gale, Pictured Rocks, MI --34-42  
89. 1871 -- Apr 02, gale, Gloucester, MA schooners *Lindberg, Pride, Murray, Hough* lost-- 42  
90. 1819 --Jul 27, hurricane, U.S. *Firebrand* grounds, ‘The Square Handkerchief,’ MS<sup>1857</sup>--39-41  
91. 1898 -- Mar 20/21, bark *Helen W. Almy* capsizes in gale near Point Bonita, CA --40-41
92. 1766 -- March, storm, seven Gloucester MA fishing boats sink, Grand Banks -- ~40  
93. 1792 -- July 01, storm or tornado, Philadelphia and NYC, boaters drown -- ~40

<sup>1852</sup> Cross-listed in Tornado. 586 people estimated to have been killed due to this tornado.

<sup>1853</sup> Cross-listed in Hurricanes as a subset. There were 275-352 total fatalities.

<sup>1854</sup> Part of Canadian Graham Island group just south of southern point of Alaska’s Alexander Archipelago.

<sup>1855</sup> No surviving record of those onboard and conflicting accounts of numbers of crew and passengers lost and saved. The Thunder Bay Public Library webpage on the *Algoma* names 30 crew and 12 passenger fatalities.

<sup>1856</sup> These fatalities are part of the 390 attributed to the “Great Atlantic Hurricane.” Cross-listed in Hurricanes.

<sup>1857</sup> Cross-listed under Hurricane.

94. 1887 -- Nov 17-19, Northeaster, Lake Superior, thirty shipwrecks -- ~ 40  
 95. 1920 -- Apr 18, storm, steamer *William O'Brien*, out of NYC Lost in Atlantic Ocean -- 40

**MARITIME** Events – **STORMS** Subset -- **By MORTALITY** (continued):

96. 1886 -- Nov 15-18, Lake Superior and Michigan storm, MI & WI maritime deaths -- 39  
 -- 5 *Emerald*, barge; foundered near Kewanee, WI, Lake Michigan  
 -- 3 *F. M. Dickinson*, barge; foundered off Kewaunee, WI, Lake Michigan  
 -- 1 *Florida*, schooner; pushed ashore into pier crushing a crewman  
 -- 6 *Helen*, schooner; grounded near Muskegon, MI, Lake Michigan  
 --10 *Lucerne*, schooner; grounded/broke-up off Chequamegon Pt., WI, Superior  
 -- 7 *Marinette*, schooner; driven ashore/wrecked near Frankfort, MI, Lake Mich.  
 -- 7 *Menekaunee*, schooner; driven ashore/wrecked near Frankfort, MI, Lake MI
97. 1906 -- Nov 21-22, Great Lakes storm, U.S. and Canadian losses (esp. maritime) --38-39
98. 1878 -- Dec 10, steamer *Emily B. Souder* founders, storm, off Cape Hatteras, NC --36-38
99. 1900 -- Aug 7, storm, maritime losses, Nome and vicinity, AK -- 38
100. 1909 -- Dec 08, coal car ferry *Marquette & Bessemer No. 2* lost, Lake Erie Storm --30-38
101. 1806 -- Aug 21-24, hurricane, Carolinas coastal/maritime, *Rose in Bloom* upset, NJ<sup>1858</sup>-- 37
102. 1889 -- Apr 06, Nor'easter, DE/MD/VA/NC, Chesapeake Bay, many vessels lost --25-37
103. 1944 -- Sep 12, Hurricane, USN Minesweeper *YMS 409* sinks, off At. Coast<sup>1859</sup> -- ~37
104. 1954 -- Oct 07, SS *Mormackite* founders in rough seas off the Virginia Capes, VA -- 37
105. 1967 -- Oct 9, freighter *Panoceanic Faith* founders/storm, 870m SW of Kodiak, AK--36-37
106. 1887 -- Oct 29, steamer *Vernon* "wrecked," Lake Michigan storm off Sheboygan, WI-- 36
107. 1905 -- Mar 10, San Francisco fishing schooner *Pearl* wreck found, Unga Island AK -30-36
108. 1919 -- Sep 08, last communication, steam tanker *Larimer*, 8m south of Key West, FL-- 36
109. 1860 -- Feb, Gloucester Ma sch.'s *George Washington, Advance, Wonson, Relief* lost-- 35
110. 1863 -- Aug 28, sidewheel *Sunbeam* sinks, Lake Superior gale, ~Eagle Harbor, MI --26-35
111. 1894 -- May 15-18, Great Lakes Storm, esp. Lake Mich., 23-28 Ships Founder --27-35
112. 1898 -- Jan 31-Feb 01, storm, maritime fatalities, MA coast, esp. Gloucester area --17-35
113. 1943 -- Dec 16, US freighter *Nevada* founders in gale, Atlantic ~200m so. of Greenland-31-35
114. 1811 -- Oct 05, gale/hurricane, USS gun boat *No. 2* sinks, off St. Mary's, GA -- 34
115. 1861 -- Feb, Gloucester MA schrs. *Sweepstakes, Young, Stanwood, White Swallow* lost--34
116. 1865 -- Oct 25, steamer *Republic* (former USS *Tennessee*) founders ~Savannah, GA-- 34
117. 1886 -- Jan 08-10, gale, Coast of NJ, NY and New England, maritime losses -- 34
118. 1898 -- May 22, squall, Seattle schooner *Jane Gray* takes on water/sinks W of Cape Flattery, WA-34
119. 1916 -- Jan 18, gale, Can. halibut trawler *Onward Ho* lost (icing capsized) ~Cape Fairweather, AK--34
120. 1936 -- Jan 12, steamer SS *Iowa* grounds and sinks, heavy sea, Peacock Spit, WA -- 34

<sup>1858</sup> Cross-listed in Hurricanes. Majority of deaths were maritime (21 from *Rose In Bloom* alone). Sources note 42 total deaths of which we have seen notes concerning only five on land in the Wilmington, NC vicinity. Thus we surmise, for purposes of positioning in a tally, that something like (or approximately) 37 were maritime.

<sup>1859</sup> These fatalities are part of the 391 attributed to the "Great Atlantic Hurricane."

121. 1940 -- Nov 11-12, Armistice Day Storm, Lake MI, *Anna Minch*, others lost, MI -- 34

**MARITIME** Events -- **STORMS** Subset -- **By Mortality** (continued):

122. 1861 -- Nov 9-10~, NY steamer *Keystone State* sinks, Lake Huron gale, off Port Austin, MI--33  
123. 1901 -- Dec 2, steamer *Matteawan* leaves Nanaimo, BC for San Fran., CA, lost in gale-- 33  
124. 1910 -- Feb 6, US Navy tug *Nina* departs Norfolk, lost in gale, Fenwick Isl. Shoals, DE--31-33  
125. 1958 -- Nov 18, freighter *Carl D. Bradley* sinks in Lake MI storm, ~Gull Island, MI-- 33  
126. 2015 -- Oct 01, U.S. cargo ship *El Faro* sinks, Hurricane Joaquin, off east Bahamas<sup>1860</sup>--33
127. 1846 -- Dec 08, storm, U.S. Naval Brig *Somers* capsizes off Vera Cruz, Mexico --30-32  
128. 1871 -- Oct 15, steamer *R.G. Coburn* sinks, Lake Huron storm, no. of Saginaw Bay, MI--~32  
129. 1895 -- Apr 14, BC Can. sealing schnr. *Walter A Earle* capsizes, storm, off Cape St. Elias, AK- 32  
130. 1910 -- Feb 6-8,<sup>1861</sup> US Naval Tug *Nina* lost, Norfolk-Boston, gale, Fenwick Isl. Shoals, DE-31-32  
131. 1919 -- Sep 9~, freighter *Lake Conway* lost, storm?, Atlantic/Gulf of Mexico --31-32
132. 1804 -- Oct 9, “winter” storm (“hurricane”), New England, especially coast of MA<sup>1862</sup>--≥31  
133. 1824 -- Oct 28, Schooner USS *Wildcat* founders, gale, Cuba to Thompson’s Isl. W.I.-- ~31  
134. 1894 -- Dec 7-8, steamer *Keweenaw* lost in gale, Pacific, Cape Flattery WA vicinity --29-31  
135. 1943 -- May 04, US freighter *Oneida* springs leak/sinks, storm, ~100M off Norfolk VA-- 31  
136. 1971 -- Mar 27, storm, tanker *Texaco Oklahoma* breaks-up/sinks, off Cape Hatteras, NC-31  
137. 1983 -- Feb 12, gale, collier *Marine Electric* (34 crew) capsizes/sinks off Chincoteague, VA-31
138. 1842 -- Nov 30, coastal storm and maritime losses, ME (20-21), MA (3), NH (5-6) --28-30  
    --15-16 bark *Isadore* grounds on rocks, Cape Neddock, ME  
    -- 6 schooner *Napoleon*, at sea after departing Calais ME for NYC  
    -- 1 schooner *Jane Fish*, MA waters  
    -- 5-6 schooner *James Cook* grounds on Rye Beach, NH
139. 1889 -- May 13, sidewheel steamer *Alaskan* founders, storm, off Cape Blanco, OR --28-30  
140. 1903 -- Sep 15-17, fishing schooner *Beatrice* lost north of Chincoteague, VA<sup>1863</sup> -- 30  
141. 1903 -- Nov 02, storm, WA steamer *Discovery* founders, off Lituya Bay, SE coast AK--26-30  
142. 1916 -- June 05, tornado, packet-boat *Eleanore* capsizes, MS River ~Memphis, TN--12-30  
143. 1918 -- Feb 26, U.S. Naval tug *Cherokee*, Founders, Storm, Delaware Capes, DE -- 30  
144. 1919 -- Sep 9-10~, cargo steamer *Munisla* lost (hurricane?), Mobile, AL for Havana<sup>1864</sup>--28-30  
145. 1924 -- Sep 22, freighter *Clifton* sinks, Lake Huron storm, ~30m no. of Oscoda, MI --27-30
146. 1862 -- Jan 01, storm, Gloucester Schooners *Cynisca*, *Life Boat*, *Ocean Traveller* lost-- 29  
147. 1894 -- Dec 7-8, steamer *Montserrat* lost in gale, Pacific, Cape Flattery, WA vicinity-- 29  
148. 1896 -- Apr 25, SF seal schooner *Edward E Webster* departs Kodiak, lost, snow squall, AK--29  
149. 1975 -- Nov 10, storm, SS *Edmund Fitzgerald* sinks, Lake Superior, Whitefish Bay, MI-- 29

<sup>1860</sup> Cross-listed in Hurricanes and in Maritime-Foundered. 28 U.S. nationals and 5 Polish nationals were onboard.

<sup>1861</sup> Got underway on 6<sup>th</sup> and soon entered a blinding snowstorm; was expected to arrive Feb 8. *Wrecksite.eu* writes of the *Nina*: “She sunk at Fenwick Island Shoals, near the state of Delaware on the 6<sup>th</sup>.”

<sup>1862</sup> Cross-listed in winter Storms in that this was a coastal severe snow storm and a significant drop of temperature. One additional live was lost on shore when part of one building was blown down through the roof of another.

<sup>1863</sup> Cross-listed, as a subset of 57 total fatalities, in Hurricanes.

<sup>1864</sup> Included, as well, in the Sep 10-14 Hurricane noted below.

**MARITIME** Events -- **STORMS** Subset -- **By Mortality** (continued):

150. 1872 -- Dec 26, gale, ship *Peruvian* hits Peaked Hill Shoals, breaks, Cape Cod, MA--22-28  
 151. 1876 -- Dec 30, freighter *Circassian* breaks-up in storm, Mecox, Long Island, NY -- 28  
 152. 1879 -- Aug 18-19, hurricane, CT, MA, ME, VA, Chesapeake Bay, at sea<sup>1865</sup> -- 28  
 153. 1914 -- Nov 19, storm, steamer *C.F. Curtis*/two barges sink near Grand Marais, MI --27-28  
 154. 1942 -- Feb 24, US freighter *Norlavore* founders in storm off Cape Hatteras, NC --all 28  
 155. 1961 -- Jan 15, nor'easter, USAF Radar Tower No. 4 fails ~70m east of Barnegat, NJ-- 28  
 156. 1966 -- Nov 29, *Daniel J. Morrell* (Cleveland) breaks/sinks, Lake Huron storm, off MI-- 28
157. 1839 -- Dec 22-23, gale, maritime losses (*Henry*/3-5, *Lloyd*/9, *Pocahontas*/13), esp. MA- 24-27  
 158. 1861 -- Nov 3, hurricane, ship *Maritana* grounds on Shag Rocks off Boston Harbor --26-27  
 159. 1874 -- June 07, storm, boats capsize, drownings, Lakes Oneida & Onondaga NY -- 1-27  
 160. 1883 -- Nov 16, steamer *Manistee* lost, Lake Superior gale, off west Keweenaw Pen., MI~27  
 161. 1884 -- Dec 12, storm, oyster boats capsize, men drown, Rappahannock River VA -- 27  
 162. 1887 -- Early Apr, Amer. ship *St. Stephens* (Seattle-SF CA), lost in gale off Cape Flattery WA--22-27  
 163. 1919 -- Sep 09, steamboat *Corydon* sinks, hurricane, Bahama Channel off SE FL coast-- 27  
 164. 1927 -- Jan 11, storm, collier *John Tracy* sinks off Highland Light, Truro, MA --26-27  
 165. 1927 -- July 28, passenger vessel *Favorite* sinks in storm, Chicago IL -- 27
166. 1849 -- Nov 09, Bath, ME ship *Hanover*, grounds, gale, mouth Kennebec River, ME-24-26  
 167. 1858 -- Feb 20, ship *John Milton* grounds in snowstorm, Montauk, SE Long Island NY--26  
 168. 1868 -- Sep 08, steamer *Hippocampus* sinks, Lake Michigan storm, off St. Joseph, MI-- 26  
 169. 1884 -- Feb 28, gale, Gloucester MA fishing schooners *Magic* and *Phoenix* lost -- 26  
 170. 1892 -- Aug 30, freighter *Western Reserve* sinks, storm off Sable Banks ~Deer Park, MI-26  
 171. 1893 -- Dec 05, storm, British ship *Jason* strands off Pamet Riv., Truro, Cape Cod MA-- 26  
 172. 1894 -- Jan 12-13~, Gloucester Fishing Schs. *Edwards*, *Flash*, *Henrietta* lost, Gale -- 26  
 173. 1895 -- Jan 21, steamer *Chicora* founders, Lake Mich. storm, ~off South Haven, MI--24-26  
 174. 1905 -- Sep 2-3, *Iosco* & *Olive-Jeanette* sink, Lake Sup. storm, E of Keweenaw Pen., MI--26  
 175. 1944 -- Sep 14, hurricane, USCG Cutter *Bedloe* sinks off Cape Hatteras, NC<sup>1866</sup> -- 26
176. 1798 -- Nov 17-21, New England blizzard and maritime storm<sup>1867</sup> -- >25  
 177. 1873 -- Sep 15, steamer *Ironsides* sinks, Lake Michigan storm, ~Grand Haven, MI --20-25  
 178. 1875 -- Sep 10, propeller *Equinox* sinks, Lake Michigan storm ~Big Sable Point, MI--21-25  
 179. 1885 -- Aug 24-26, hurricane, FL/1, GA/2, NC, SC/21, New England, Atlantic/1 -- ~25  
     -- 3 steamer/pilot boat *F. W. Schafer No. 4* (or possibly Sheper), SC  
     -- 3 schooner *Gustie Wilson*, SC  
     -- 6 schooner *John Stoddard*, SC  
     -- 1 Italian bark *Marianina*, Atlantic, about 50 miles off Charleston, SC  
     -- 5 schooner *Walter Smith*, SC

<sup>1865</sup> Subset of Hurricane listing.

<sup>1866</sup> These fatalities are part of the 409 attributed to the "Great Atlantic Hurricane."

<sup>1867</sup> Was a larger loss of life, but we do not know the number. David Ludlum writes in *Early American winters 1604-1820* (p. 75) that "hundreds" died in this storm and that the bodies of at least 25 sailors were pulled from wrecked ships on Cape Cod. He also notes that at least seven ships were lost near Cape Cod with all aboard.

- 1 steamer William Lawrence, GA
- 1 unidentified small craft, Savannah, GA
- 180. 1888 -- Oct 03, storm, whaling bark *Ohio* driven ashore ~Point Hope, Chukchi Sea, AK- 25
- 181. 1901 -- Sep 16, steamer *Hudson* sinks, Lake Superior gale ~8m off Eagle River, MI --24-25
- 182. 1929 -- Sep 09, steamer *Andaste* sinks, Lake Michigan storm, 14m west off Holland, MI--25

**MARITIME** Events -- **STORMS** Subset -- **By Mortality** (continued):

- 183. 1837 -- Apr, severe gale, Georges Bank, three Gloucester MA fishing boats sink -- 24
- 184. 1860 -- Nov 24, freighter *Dacotah*, grounds/breaks, Lake Erie Storm, ~Angola, NY -- 24
- 185. 1882 -- Mar 17?, gale, Gloucester MA Schooners *Northerner* and *Victor* lost, GB -- 24
- 186. 1883 -- Aug 29, gale, Gloucester MA Schooners *Alaska* & *James Bliss* lost, GB --23-24
- 187. 1891 -- Feb 26, gale, craft lost, lower James Ri. ~Warwick Ri. mouth, Newport News, VA-20-24
- 188. 1908 -- Dec 01, steamer *D.M. Clemson* sinks, Lake Superior storm ~Whitefish Pt., MI-- 24
- 189. 1919 -- Oct 28, sidewheel *Muskegon* hits pier/sinks, Lake Michigan, Muskegon, MI --23-24
  
- 190. 1814 -- Jun 30, tornado sinks schooner USS *Alligator*, Port Royal Sound, SC<sup>1868</sup> -- 23
- 191. 1859 -- Oct 18, propeller *Troy* founders, Lake Huron storm, ~Point aux Barques, MI-- 23
- 192. 1862 -- Nov 02-3, steamer *Bay State* founders, Lake Ontario gale ~Fair Haven, NY --20-23
- 193. 1863 -- Nov 11~, steam propeller *Water Witch* sinks, Lake Huron storm ~off Oscoda MI-23
- 194. 1869 -- Sep 8, hurricane, schrs. *Helen Eliza* grounds, Peak's Isl., ME; *Yankee Girl* lost-- 23
- 195. 1894 -- Sep 30~, American ship *Ivanhoe* from Seattle lost in storm off Columbia Riv.?, WA--23
- 196. 1919 -- Oct 28, steamer *Muskegon* hits pier in storm, Muskegon Harbor, MI -- 23
- 197. 1927 -- Aug 24~, Gloucester, MA schooner *Columbia* lost, gale, off Sable Island, NS-- 23
- 198. 1954 -- Dec ~5, storm, bulk carrier M/V *Southern Districts* founders off FL/SC/NC --all 23
  
- 199. 1831 -- Apr 9, gale, schooner *Warrior* grounds/breaks, Sandy Point bar, Block Isl., RI--~22
- 200. 1878 -- Oct 12, whaling bark *Sarah* capsizes in gale, out of New Bedford, MA -- 22
- 201. 1901 -- Aug 19, steamer *City of Golconda* turtles, windstorm, OH River ~Paducah, KY --15-22
- 202. 1907 -- Oct 11, freighter *Cyprus* sinks, Lake Superior storm, 19m off Deer Park, MI--21-22
- 203. 1919 -- Nov 12-13, freighter *John Owen* sinks, Lake Superior storm, SE of Caribou Isl., MI--22
- 204. 1920 -- Jan 26, steamer *Mielerio* sinks in storm off Coast of FL -- 22
- 205. 1944 -- Sep 14, hurricane, USCG Cutter *Jackson* sinks off Cape Hatteras, NC<sup>1869</sup> -- 22
  
- 206. 1635 -- Aug 14-15, pinnace *Watch and Wait* wrecks, storm, on Thacher Island MA -- 21
- 207. 1778 -- Nov 01-2, HMS *Somerset* grounds, gale, Peaked Hill Bar ~Provincetown, MA-- 21
- 208. 1857 -- Oct 19, paddlewheel *Reindeer* (Can.) grounds, Lake MI gale, Big Sable Pt., MI--21
- 209. 1871 -- Aug 18, steamer *Lodona* grounds in storm, 7M north of Cape Canaveral, FL-- 21
- 210. 1886 -- Dec 14, gale, American ship *Harvey Mills* sinks ~50m SW of Cape Flattery WA--17-21
- 211. 1888 -- Sep 06, storm, steamer *E.B. Ward Jr.* sinks, Utilia to New Orleans, Gulf of Mex.-21
- 212. 1892 -- Oct 28, steamer *W.H. Gilcher* sinks, Lake Mich. storm, ~Manitou Isl. MI --17-21
- 213. 1906 -- Oct 18, sidewheel steamer *St. Lucie* sinks, hurricane, Elliot Key, FL<sup>1870</sup> -- 21

<sup>1868</sup> Cross-listed in Tornadoes.

<sup>1869</sup> These fatalities are part of the 409 attributed to the "Great Atlantic Hurricane."

<sup>1870</sup> 164 deaths are attributed in total to the Oct 18-21, 1906 Florida Keys Hurricane.

**MARITIME** Events -- **STORMS** Subset -- **By Mortality** (continued):

214. 1811 -- Dec 23-24, winter storm/blizzard, maritime losses, northern Long Island, NY-- ~20  
 215. 1813 -- Sep 16, hurricane/gale, US Navy *Gun Boat No. 164* sinks, St. Marys, GA -- 20  
 216. 1821 -- Sep 17, schooner *Washington* strands, hurricane, Bay St. Louis, MS<sup>1871</sup> -- ~20  
 217. 1832 -- Jun 02, storm, steamboat *Hornet* capsizes, Ohio River, above Maysville, KY-- 20  
 218. 1838 -- Sep 07, sloops *Alabama, Dread, Caution* wreck ~Cape FL, FL, Hurricane<sup>1872</sup>-- >20  
 219. 1846 -- Sep 05, storm, steamer *New York* founders ~60 miles off Cameron, LA -- 20  
 220. 1846 -- Nov 19, sidewheel *Indian Queen* grounds/breaks, Lake Erie storm, ~Dunkirk NY-20  
 221. 1856 -- ~Aug 10-11, schooner *Ellen* founders in hurricane, found on Last Island, LA-- ~20  
 222. 1846 -- Nov 19, *Indian Queen* wrecked, Lake Erie storm, near Dunkirk, NY -- 20  
 223. 1873 -- Dec 04, freighter *City of Detroit* sinks, Lake Huron storm, Saginaw Bay, MI--19-20  
 224. 1880 -- May 04, squall, fishing boats capsize, Columbia River mouth, OR and WA --15-20  
 225. 1883 -- Nov 12, gale, Chesapeake Bay, sloop *Anne Gertrude*, other vessels lost -- 9-20  
 226. 1883 -- Dec 12-13, MI schooner *Mary Ann Hulbert* sinks, Lake Superior storm ~St Ignace Isl. Ont.-- 20  
 227. 1887 -- Nov 3, schooner *Ocean Bird* capsizes, storm, Pasquotank River, NC -- 9-20  
 228. 1905 -- Aug 28, steam freighter *Peconic* founders in gale, Atlantic, off Fernandina, FL-- 20  
 229. 1914 -- Apr 28, steamer *Benjamin Noble* sinks, Lake Superior gale, ~Knife Isl. MN --16-20  
 230. 1916 -- May 08, freighter *Kirby* sinks, Lake Superior storm 8m no. of Eagle Harbor MI--20  
 231. 1916 -- Aug 16, storm, steamer *Admiral Clark* founders off San Antonio, TX -- 20  
 232. 1920 -- Nov 26, gale, schooner-berge *W. J. Pirrie* driven onto rocks ~Cake Rock WA--18-20  
 233. 1942 -- Dec 31, freighter *Maiden Creek* sinks in storm, ~47M off SE. Long Isl., NY -- 20  
 234. 1950 -- May 07, squalls; boatmen in rivers/lakes/along coast of NY/17 and New Eng.-- 20
235. 1841 -- Feb 13, sidewheel *Lamplighter* shaft breaks, sinks in storm, off Dog Island, FL-- 19  
 236. 1851 -- Oct 24, steamer *Henry Clay* sinks, Lake Erie storm, off Long Point, Ontario --16-19  
 237. 1852 -- Nov 11-12, Cleveland steamer *Oneida* sinks, Lake Erie storm, E off Barcelona, NY-17-19  
 238. 1878 -- Oct 23, hurricane, *A.S. Davis* grounds near Virginia Beach, VA -- 19  
 239. 1887 -- Sep 03, gale, Provincetown, MA fishing schmr. *Rebecca R. Nickerson* lost, GB-- 19  
 240. 1897 -- Nov 05, NY freighter *Idaho* sinks, Lake Erie storm, off Long Point, Ontario-- 19  
 241. 1902 -- Mar 12, storm, steamer *Providence* grounds, Davis Bend, LA -- 19  
 242. 1905 -- Nov 28, freighter *Ira H. Owen* sinks, Lake Superior storm, ~Outer Island, WI-- 19  
 243. 1908 -- Dec 02, U.S. steamer *Soo City* lost in storm, Gulf of St. Lawrence -- 19  
 244. 1915 -- Aug 16-17, U.S. dredger *San Bernardo* grounds, hurricane ~Galveston<sup>1873</sup> -- 19  
 245. 1918 -- Dec 19, tanker *George Loomis* leaves SF CA for OR, sinks/storm, so. OR coast--18-19  
 246. 1936 -- Oct 17, Can. *Sand Merchant* sinks, Lake Erie storm, US water off Avon Pt., OH-- 19  
 247. 1944 -- May 14, heavy seas, sleeping Marines in LCT tossed overboard off *LST-485* ~Maui HI--19
248. 1786 -- Dec 5, gale, sloop grounds, Lovell's Isl., brig at Pt. Shirley, Boston Harbor, MA--18  
 249. 1843 -- Sep 25, gale, Steamer *Sarah Barnes* Sinks in Gulf, west of Sabine Pass, TX --17-18  
 250. 1847 -- June 13~, schooner *Merchant* lost, Lake Superior storm, ~Keweenaw Peninsula MI--14-18  
 251. 1852 -- Apr 20, storm/fog, bark *Josepha* hits outer bar off Highland Light, N. Truro, MA--18  
 252. 1876 -- Mar 01, *Nuova Ottavia* grounds, Life-Saving crew lost, Kittyhawk, NC -- 18

<sup>1871</sup> Cross-listed in Hurricanes (subset of 35 total fatalities).

<sup>1872</sup> Subset of Sep 7, 1838 Hurricane near Cape Florida, FL taking 38 lives in total.

<sup>1873</sup> Cross-listed in Hurricane as a maritime subset.

253. 1888 -- Nov 25, storm, Philly steam collier *Allentown* grounds off Cohasset, MA --all 18  
 254. 1898 -- Jun 28, storm, steamer *Jessie V.* swamped, Kuskokwim River mouth, AK -- 18  
 255. 1903 -- Feb 17, steamer *Olive* sunk, tornado, Chowan Riv., Woodley's Pier, NC<sup>1874</sup> --14-18  
 256. 1908 -- Jan ~23, steamer *Bluefields* founders, Storm off Cape Hatteras, NC -- 18  
 257. 1924 -- Mar 11/12, Maine schooner *Wyoming* sinks in blizzard off Chatham, MA --13-18  
 258. 1942 -- Dec 03, tanker-barge *Cleveco* sinks, Lake Erie blizzard 6m No. Euclid, OH -- 18

**MARITIME** Events – **STORMS** Subset – **By Mortality** – continued:

259. 1839 -- Nov 25, brig *Neptune* grounds, Lake Michigan gale, Little Sable Point, MI -- 17  
 260. 1847 -- Dec 18, Belfast brig *Falconer* grounds off Patch's Beach/Ipswich Beach, MA-- 17  
 261. 1854 -- Dec 08, stmr. *Westmoreland* sinks/ice-laden, Lake MI storm, Manitou Passage, MI--17  
 262. 1859 -- Apr 01~, storm, Gloucester schrs. *Grace T. Powers & Charles E. Grover* lost-- 17  
 263. 1860 -- Nov 24, stmr. *Jersey City* grounds, Lake Erie storm, Long Pt., Ontario, Can.-- 17  
 264. 1884 -- Aug 29, steamer *Belmont* capsizes, high wind, OH Riv., 3m ~Henderson, KY-13-17  
 265. 1898 -- Oct 25, storm, steamship *L.R. Doty* sinks, Lake Mich., north of Milwaukee, WI- 17  
 266. 1911 -- Jan 10, barges *Trevorton, Corbin, Pine Forest*, wreck, Cape Cod, MA -- 17  
 267. 1912 -- Nov 23, schooner *Rouse Simmons* sinks, Lake MI storm, 12m NE Two Rivers WI--~17  
 268. 1919 -- Mar 28~, Boston tug *Charles W. Parker, Jr.*, Norfolk to Boston, lost, storm -- 17  
 269. 1924 -- Aug 26~, three MA fishing schooners lost, probably in gale, Georges Bank -- 17  
 270. 1951 -- Jan 14, Gloucester, MA, fishing trawler *Gudrun* lost off Newfoundland -- 17  
 271. 1951 -- Oct 5, Hurricane How, freighter *Southern Isles* breaks-up/sinks off Cape Hatteras, NC-- 17  
 272. 1953 -- May 11, freighter *Henry Steinbrenner* sinks, Lake Superior storm, ~Isle Royale, MI- 17  
 273. 2018 -- July 19, Duck Boat sinks in storm, Table Rock Lake, near Branson, MO<sup>1875</sup> -- 17
274. 1860 -- Sep 17-18, *R. H. Dixie* wrecked in storm, Bay of Mobile, off AL -- 16  
 275. 1862 -- Dec 31, ironclad USS *Monitor* sinks in storm off Cape Hatteras, NC -- 16  
 276. 1882 -- Dec 05, schmr. *Henry Folger* Grounds on Reef, Salmon Pt. ~Wellington, Ont.-- 16  
 277. 1887 -- Sep 21, hurricane, mid-TX coast to Brownsville, US tender *Mignonette* lost/16-- 16  
 278. 1891 -- Aug 12, storm, barge *Republic* deck fails, Cold Spring Harbor, L.I., NY --13-16  
 279. 1906 -- Apr 6, last sighting, bark *Nicholas Thayer*, heavy gale off Seal Rocks AK<sup>1876</sup>-10-16  
 280. 1916 -- Jan 05, steamer *Kanawha* hits tower, storm, capsizes, OH Ri. ~Parkersburg, WV-- 16  
 281. 1918 -- June 02, storm, lifeboat from *Carolina* (sunk by U-151) capsizes, off NJ -- 16  
 282. 1919 -- Nov 22, steamer *Myron* sinks, Lake Superior gale, off Whitefish Point, MI -- 16  
 283. 1978 -- June 17, tornado, showboat *Whippoorwill* capsized, Pomona Lake, KS<sup>1877</sup> -- 16
284. 1840 -- Mar 25, brig *Escambia* sinks between Frying Pan Shoals/Cape Lookout NC --12-15  
 285. 1846 -- Nov, Gloucester MA schooners *General Scott, Canton* lost, Georges Bank -- 15  
 286. 1872 -- Nov 27, barges *Jupiter & Saturn* ground, Lake Sup. storm, Vermilion Pt., MI-- 15  
 287. 1878 -- Jan 18 last sighting, American ship *Grace Darling*, gale off Cape Flattery, WA-- 15  
 288. 1881 -- Sep 10, steamer *Columbia* founders, Lake MI storm, north off Frankfort, MI-- 15  
 289. 1888 -- Nov 26, storm, schooner *Edward Norton* wrecks, First Cliff Pt., Scituate MA-- 15

<sup>1874</sup> Cross-listed in Tornadoes.

<sup>1875</sup> Cross-listed in Maritime subset -- Sinking/capsizing.

<sup>1876</sup> Cross-listed in Lost at Sea, though indications are that the Nicholas Thayer was thrown on Seal Rock in gale.

<sup>1877</sup> Cross-listed in Tornadoes.



290. 1900 -- Aug 2-3, storm, steamers *Merwin*, *Resolute* and *Dollar* "Wreck," AK -- 15  
 291. 1906 -- Sep 26-26, Gulf Coast Hurricane, life lost on ≥6 schooners, AL, FL, MS -- 15  
 292. 1909 -- Dec 8, PA steamer *Clarion* storm and fire, Lake Erie ~SE Shoal, Pt. Pelee, Can.--15  
 293. 1911 -- June 12, storm, fishing boats capsized, James River & Hampton Roads, VA -- 15  
 294. 1914 -- July 4, gas launch *Superba/Superb* capsizes, storm, Lynn Canal ~Skagway, AK--15  
 295. 1930 -- July 29, OH sandsucker *George J. Whelan* capsizes/sinks/squall/cargo shift ~Dunkirk, NY--15  
 296. 1936 -- July 29, barge *Material Service* sinks, Lake Mich. storm, off so. Chicago, IN<sup>1878</sup>-15  
 297. 1943 -- July 27, SE TX coast hurricane, USACE dredge *Galveston/11* & tug *Titan* sink-- 15

**MARITIME** Events – **STORMS** Subset – **By Mortality** – continued:

298. 1802 -- Feb 22/23, winter storm, ships ground, esp. *Brutus*, exposure, Cape Cod, MA<sup>1879</sup> 14  
 299. 1813 -- Jan 14, Spanish ship wrecks, snowstorm, Smuttynose Isl., Isles of Shoals, ME-- ≥14  
 300. 1837 -- Aug 6, hurricane, St. Augustine-Charleston schnr. *S.S. Mills* sinks off Jekyll Island, GA-14  
 301. 1839 -- Aug 13, storm, Austrian brig *Terasto* (Perasto?) grounds, Long Beach Island NJ--13-14  
 302. 1851 -- Oct 03, Gloucester, MA schooner *Flirt* sank, Bay of St. Lawrence gale -- 14  
 303. 1856 -- Nov 26, schooner *Cherokee* founders, Lake Mich. gale 7m so. Manistee, MI-- 14  
 304. 1866 -- June 17-18, NY steamer *Jennie P. King* wrecks, Lake Erie storm, Long Pt., Ont.-14  
 305. 1875 -- Mar 4, gale, Italian bark *Giovanni* grounds, outer sandbar ~Truro, Cape Cod, MA-- 14  
 306. 1882 -- Dec 01, *R.G. Peters* fire, founders, Lake Mich. storm, bound Manistee, MI -- 14  
 307. 1885 -- Feb 9~, gale, Gloucester, MA fishing schooner *Solomon Poole* lost, Great Bk-- 14  
 308. 1887 -- Aug 20, gale, Provincetown MA whaling sch. *Ellen Rizpah* lost ~Hatteras NC-13-14  
 309. 1887 -- Sep 03~, Gloucester, MA fishing sch. *Thomas L. Tarr* lost, gale, banks trip -- 14  
 310. 1887 -- Oct 03, propeller *California* founders, Lake Mich., off St. Helena Isl., MI -- 9-14  
 311. 1888 -- May 03, gale, fishing sch. *Isabel* springs leak, founders ~Shumagin Isl. AK --12-14  
 312. 1890 -- Jan 9~, Gloucester, MA fishing schooner *Alice M. Strople* lost, GB Gale? -- 14  
 313. 1892 --Aug 26, ship *William A. Campbell*, out of Port Townsend, WA sinks, storm --11-14  
 314. 1892 -- Oct 4, Cleveland steam-barge *Nashua* sinks, Lake Huron gale, off Bayfield, Ont.--14  
 315. 1902 -- Nov 23, MI freighter *Silvanus J. Macy* sinks, Lake Erie storm, off Port Burwell, Ont.-13-14  
 316. 1909 -- May 01-02, steamer *Adella Shores* sinks, Lake Superior gale, off Grand Isl., MI--14  
 317. 1909 -- Dec 26, snowstorm, schooner *Davis Palmer* founders off Boston Harbor, MA--12-14  
 318. 1911 -- Nov 12, storm, steam barge lost off New York Harbor, NY -- 14  
 319. 1923 -- Dec 05, steamer *T.W. Lake* lost in storm, near San Juan Islands, WA --13-14  
 320. 1928 -- Aug 09, steamer *William A. McKenney*, storm/drownings, Coast of CA -- 14  
 321. 1930 -- Jan 28, tug *Edgar F. Coney* sinks/storm, Gulf of Mex. ~70m off Sabine Pass, TX--14  
 322. 1942 -- Dec 02, tug *Admiral* sinks, Lake Erie storm, ~10m Avon Pt. Cleveland, OH-- 14  
 323. 1955 -- Aug 12, schooner *Levin J. Marvel* founders Chesapeake Bay ~Fairhaven MD-- 14
324. 1810 -- Sep 11, USN *Gun Boat # 159* sinks in gale in Chesapeake Bay -- 13  
 325. 1846 -- Nov 19, schooner *Lexington* sinks, Lake Erie storm, off Point Mouillee, MI -- 13  
 326. 1856 -- Aug 10~, hurricane, ship *Manila* (or *Manilla*) grounds Timbalier Isl. LA --10-13  
 327. 1867 -- Sep, Gale, Gloucester MA fishing schnr. *Fashion* lost, Bay of St. Lawrence -- 13  
 328. 1878 -- Jan 10, storm, Boston fishing schooner *Little Kate* grounds near Duxbury, MA-- 13

<sup>1878</sup> While South Chicago is in IL, starting about ½ mile off coast the water is in Indiana jurisdiction. The *Material Service* went down beyond ½ mile from the coast, thus in IN water. Lake County, IN, had local jurisdiction.

<sup>1879</sup> Cross-listed under winter Storms.

329. 1881 -- Mar 04, bark *Ajace*, NYC bound, grounds, storm, Rockaway Reef, off Queens NY-13  
 330. 1886 -- ~Sep 20 Amer. ship *Sierra Nevada*, Seattle for San Fran., founders off Cape Flattery WA--13  
 331. 1890 -- Jan 23, bark *Nellie May* (Port Madison WA for SF CA) lost, gale? off Cape Flattery WA--13  
 332. 1901 -- May 24, Lake Huron storm, steamer *Baltimore* sinks off Au Sable Pt., MI --12-13  
 333. 1909 -- Dec 13, sch. *Governor Ames* wrecks, storm, Wimble Shoals, Cape Hat. NC --11-13  
 334. 1917 -- Dec 08, storm, ship *Eugene F. Moran* founders off Atlantic City, NJ -- 13  
 335. 1972 -- Aug 16, USCG/NWS fail to warn fishing boats of approaching gale CA/2, OR/11--13  
 336. 1989 -- July 31, *Avco 5* liftboat capsizes, Hurricane Chantal, off Morgan City, LA -- 13

**MARITIME** Events – **STORMS** Subset – **By Mortality** – continued:

337. 1768 -- Dec 4, gale, “coaster,” bound for Pownalborough, ME, lost, Kennebec Riv., ME-12  
 338. 1821 -- Oct 25, storm, *Sea Fox* capsizes same day as sailing from NYC, NY -- 12  
 339. 1854 -- Sep 17/18, hurricane, steamer *Kate Ward* lost, Matagorda Bay, TX<sup>1880</sup> -- 12  
 340. 1856 -- ~Aug 10-11, schooner *Exceed* lost, Last Island Hurricane, off coast of LA -- ≥12  
 341. 1857 -- Jan 18, blizzard, bark *Tedesco* hits Long Rock ~Galloupes Pt., Swampscott, MA--12  
 342. 1860 -- Nov 10, gale, American ship *John Marshall* lost, Strait of Juan de Fuca ~Cape Flattery WA~10-12  
 343. 1868 -- ~Dec-Jan 1869, storm, Gloucester, MA fishing schooner *Forest Bell* lost, GB-- 12  
 344. 1870 -- Sep 18, gale, Gloucester, MA fishing schooner *Day Star* lost at sea -- 12  
 345. 1874 -- Feb 11, gale, Gloucester, MA fishing schooner *B. H. Smith*, Lost Grand Banks-- 12  
 346. 1875 -- Sep 10, steamer *Mendota* sinks, Lake Michigan storm, off Point Betsie, MI --10-12  
 347. 1875 -- Sep 15-15, hurricane, Atlantic and Gulf coasts, *Mabel*, *Nord-Kyn*, *Serene* -- ≥12  
 348. 1878 -- Jan 02-03, Cape Cod storm, schnrs. *A.P. Avery*, *Powwow*, *F. Fish* wrecked -- ~12  
 349. 1885 -- Dec 25-Jan 1886, Gloucester, MA fishing schnr. *Hyperion* lost, GB trip gale?-- 12  
 350. 1887 -- Apr 01, ship *Eldorado* (Seattle to SF) sinks in storm off Cape Flattery, WA -- 12  
 351. 1887 -- Nov-Dec, Gloucester, MA fishing schooner *Peter D. Smith* lost Georges trip-- 12  
 352. 1891 -- Sep, gale, Beverly, MA fishing schnr. *Albert Woodbury* lost ~Nova Scotia --11-12  
 353. 1892 -- July 12, storm, steamer *Frankie Folsom* capsizes, Illinois River, Peoria, IL -- 12  
 354. 1895 -- Jan, 26, storm, barges towed by *Sea King* founder off Point Judith, RI -- 12  
 355. 1898 -- Aug 02, hurricane, tugboat *Nimrod* capsizes, crew lost, off Cape San Blass, FL-- 12  
 356. 1899 -- Apr 22, lifeboat from foundered stmr. *General Whitney* capsizes ~Cape Canaveral, FL--12  
 357. 1899 -- Oct 30, steamer *George L. Colwell* founders in gale off Coast of SC -- 12  
 358. 1899 -- Dec 05, freighter *Niagara* sinks, Lake Erie Storm, 10m E of Long Pt. Ont. -- 12  
 359. 1924 -- Nov 15, rum runner tug *William Maloney* founders, storm, Newport, RI --11-12  
 360. 1929 -- Oct 29, steamer *Wisconsin* sinks, Lake Michigan storm, off Kenosha, WI -- ≥12  
 361. 1933 -- Jan 24, storm, diesel *Umnak Native* strands, Umnak Isl., Inanudak Bay, AK --11-12  
 362. 1938 -- Sep 21, New England hurricane, *Charles O. Carlson* (5), *Ocean View* (6)<sup>1881</sup>-- 12  
 363. 1944 -- Sep 15, hurricane, USCG lightship *LS-73* sinks, off coast of MA -- 12  
 364. 1947 -- Mar 12, tanker *Fort Dearborn*, San Fran. to Shanghai, breaks up, gale, Pacific-- 12
365. 1740 -- Dec, gale, approximately 36 vessels grounded/wrecked along coast of MA -- ≥11  
 366. 1797 -- Oct 18, storm, schooner *Flying Fish* knocked over, 7 down inside, 4 later, off GA--11  
 367. 1849 -- Apr 17, *Outward Bound* founders, Lake Mich. storm, Manitou Passage, MI -- 11  
 368. 1855 -- Oct 27, propeller *Charter Oak* founders, Lake Erie gale, off Girard, PA --10-11

<sup>1880</sup> Cross-listed under Hurricane.

<sup>1881</sup> At least one other death at sea -- from a fishing boat which foundered off Block Island, R.I.

369. 1855 -- Nov 03, *Delaware* grounds, Lake Mich. storm, ~8 miles from Sheboygan WI --10-11  
 370. 1860 -- Sep 07-08, schooner *St. Mary* founders in Lake Michigan storm --all 11  
 371. 1869 -- Nov 05~ sch. *W.W. Arnold* grounds, Lake Sup. storm, Two Hearted River, MI-- 11  
 372. 1871 -- Jul 3, CA brig *Shelehoff* disabled Pacific Ocean storm, starvation, found Oct 19-- 11  
 373. 1871 -- Sep 22, schooner *Charles H. Hurd* sinks, Lake MI gale ~South Manitou Isl., MI--11  
 374. 1883 -- May 20, schooner *Wells Burt* founders, Lake Mich. storm, off Evanston, IL--10-11  
 375. 1886 -- Feb 26, snowstorm, steamer *Idlewild* strands, lifeboat lost, off Stamford CT -- 8-11  
 376. 1889 -- Feb 22, storm, N.S. Bark *Josie Troop* hits rocks off Chicamacomico, NC -- 11  
 377. 1892 -- Feb 19-Mar 02~, gale, schr. *Tecumseh*, Strands, Fenwick Isl. Shoals, MD --10-11  
 378. 1895 -- Apr 24, SF, CA seal/fishing schooner *C G White* grounds/storm, Trinity Isl. reefs, AK--11  
 379. 1900 -- Sep 12, freighter *John B. Lyon* sinks, Lake Erie storm, off Ashtabula, OH -- 11  
 380. 1903 -- Oct 3, steamer *Erie L. Hackley* sinks, Lake MI storm, Green Bay ~Green Isl., WI--11  
 381. 1905 -- Nov 27-29, Lake Sup. storm, *Mataafa/9 Edenborn/1 Lafayette/1* wreck ~Duluth MN--11  
 382. 1908 -- Apr 26, boat *Miriam* struck by “cyclone,” Wrecked, MS Riv. TN-AR -- 11  
 383. 1908 -- May 02, gale, stmr. *Minnie E. Kelton* floods/adrift/men washed off, Yaquina Head OR--11  
 384. 1909 -- Oct 11, tug *Sybil* Wrecks, Hurricane, off coast of Miami, FL -- 11  
 385. 1911 -- July 28, New England coastal storm, craft lost (esp. *Nokomis*), esp. MA -- 11  
 386. 1918 -- Dec 03, storm, *Manola* founders, Lake Ontario, near Duck Island, Canada. -- 11  
 387. 1920 -- Feb 6, steamer *Polias*, snowstorm, hits Old Cilley Ledge, Penobscot Bay ME-- 11  
 388. 1921 -- Oct 30, storm, House of David schooner *Rosa Belle* Founders, mid-Lake MI-- 11  
 389. 1943 -- Jan 20, US tanker *Brilliant* splits/sinks, gale, east of north Newfoundland -- 11  
 390. 1943 -- Nov 24/25, storm, freighter *John P. Gaines* breaks-up 40M S of Chirikoff Isl., AK-- 11  
 391. 1949 -- Aug 26, gale, scallop dragger *Gay Head* hits shoal/shatters off Nantucket MA-- 11  
 392. 1954 -- Aug 31, fisher *Redstart* breaks-up during Carol, out of New Bedford, MA -- 11  
 393. 1962 -- Nov 15~, storm, New Bedford, MA scalloper *Midnight Sun* lost, Georges Bank--11  
 394. 1984 -- July 07, sternwheel *SCItanic* capsizes in storm, TN Riv., Ditto’s Landing, AL-- 11

**Maritime events – STORMS subset – by Mortality (continued):**

395. 1774 -- Nov 21, gale, brig and sloop founder, back of Cape Ann, MA<sup>1882</sup> -- ≥10  
 396. 1832 -- Oct 5, schooner *Eliza Whittlesey* capsizes, squall, Lake Erie off Ashtabula, OH--10  
 397. 1848 -- Apr 18 schooner *Tribune* sinks, Lake Michigan gale, off Cathead Point, MI -- 10  
 398. 1849 -- Oct 06, gale, fishing schooner *Levi Woodbury* lost off Boon Island, ME --all 10  
 399. 1854 -- Nov 13, steamer *Bucephalus* sinks, Lake Huron storm, near Bird’s Creek, MI-- 10  
 400. 1857 -- Nov 19? schr. *Radiant/Radiant* sinks, Lake Erie, gale?, bound for Oswego NY-- 10  
 401. 1864 -- Nov 08, bark *Mojave* sinks, Lake Mich. betw. Sheboygan WI, Big Sable Pt. MI--10  
 402. 1867 -- May 04, steamer *Main* capsized in storm on Lake Pontchartrain, LA -- 10  
 403. 1871 -- Oct 03, hurricane, TX coast, steamer *C. K. Hall* lost off Cedar Point TX<sup>1883</sup> -- >10  
 404. 1874 -- Nov 22/23, schooner *William Sanderson* breaks-up, Lake MI storm off Empire, MI-- 7-10  
 1880 -- Oct 12, steambarge *Trader* waterlogged in storm/lost, Lake MI, off MI coast<sup>1884-- 0</sup>  
 405. 1884 -- June 27, schooner *Deborah H. Diverty* founders, storm, off Beck’s Beach, NJ-- 10

<sup>1882</sup> Our source (Sidney Perley. *Historic Storms of New England*) does not name the ships but notes “all the people who were on board both vessels perished.” One would expect a crew of at least ten for a brig as well as a sloop.

<sup>1883</sup> Cross-listed under Hurricane.

<sup>1884</sup> Listed in that several sources (McNeil, Swayze, newspapers at time) report ten or eleven deaths (all aboard). The *Great Lakes & Seaway Shipping News Archive*, however, notes that crew was rescued by the schooner *Guide*.

**Maritime** events – **STORMS** subset – **by Mortality** (continued):

- 406. 1885 -- Dec 4-6, schooner *Orphan Boy* grounds, Lake Mich. storm, Big Sable Pt., MI--7-10
- 407. 1893 -- Aug 24, storm, schooner *Empire State* sinks off Barnegat, NY -- 10
- 408. 1895 -- Apr 22, storm, Rappahannock River, Middlesex Co., Burham's Wharf, VA -- 10
- 409. 1902 -- Oct 13, storm, *C.B. Lockwood*, lifeboat lost, Lake Erie, off Fairport Harbor, OH-- 10
- 410. 1906 -- July 29, capsizes of gas sloop *Nora* (9) & gas launch *Alva B.* (1), Anglesea, NJ-- 10
- 411. 1907 -- Oct 22, Gloucester, MA fishing Sch. *Clara G. Silva* loses five dories, storm -- 10
- 412. 1908 -- Jan 8, SF schooner *John F. Miller* grounds, gale, East Anchor Cove, Unimak Isl., AK-10
- 413. 1915 -- Apr 03, storm, Cumberland and two barges wreck, Cape Henlopen, DE -- 10
- 414. 1921 -- Nov 21, tug *Sea Eagle* hit by large wave in storm, Capsizes, ~Yaquina, OR -- 9-10
- 415. 1942 -- Jan 8, Army minelayer *General Richard Arnold* capsizes, storm off Isles of Shoals, NH-10
- 416. 1946 -- Sep 4, US freighter *David Caldwell* grounds, storm, Gironde Estuary, SW France-10
- 417. 1947 -- Nov 12, gale, New Bedford MA fisher *Margee & Pat* lost, Georges Bank off MA-- 10
- 418. 1950 -- Apr 7-8, New Bedford MA scallop dragger *Four Sisters* lost E of Nantucket, MA --all 10
- 419. 1962 -- Mar 05-09, Nor'easter, fishing trawlers *Sonya* and *Karina T./9*, tanker *Gem/1*-- 10
- 420. 1978 -- Dec 10, MV *Holo Holo* (Univ. of HI) sinks, rough seas west of Kawaihae, HI-- 10
- 421. 1981 -- Nov 30, scallop trawler *St. Patrick* toppled by wave, abandoned, 5m E Marmot Isl., AK-10

**Notable Other:**

- 1957 -- June 27, Hurricane Audrey, fishing schooner *Keturah* down off coast of Galveston TX--9
- 1891 -- Oct 22, gale, fishing schooner *Red Wing* breaks in surf, near Indian River Inlet, DE-- 6
- 1964 -- May 23-24, high wind, boat capsizes, Fontenelle Reservoir, Lincoln Co., SW WY-- all 6

## MARITIME Events – Submarine Attacks on Civilian Vessels – By Mortality

1. 1915 -- May 07, RMS *Lusitania* torpedoed, German sub (1,198 killed), Atlantic -- 128
2. 1942 -- June 15, passenger ship *Cherokee* sunk by U-boat, Atlantic ~50M off Boston, MA-- 86
3. 1944 -- July 2, Japanese sub captures US *Jean Nicolet* complement of 100 off Ceylon; murders most--76
4. 1943 -- June 10, tanker *Esso Gettysburg* torpedoed ~100M southeast of Savannah, GA-- 57
5. 1944 -- Apr 19, US Liberty ship *John Straub* explosion/sinks off Sanak Island, AK<sup>1885</sup>--53-55
6. 1942 -- Nov 23, US tanker *Caddo* sunk by U-boat, east of Halifax, Nova Scotia --51-53
7. 1942 -- Sep 24, US freighter *John Winthrop* sunk by U-boat, N. Atlantic, for NY --all 52
8. 1942 -- Aug 17, US tanker *Louisiana* sunk by U-boat ~200M off Paramaribo, Suriname --49-50
9. 1942 -- Sep 19, US freighter *Wichita* sunk by U-boat ~75 miles south of Barbados --all 50
10. 1942 -- Feb 27, US tanker *R.P. Resor* sunk by U-boat ~20m east of Manasquan Inlet NJ-- 48
  
11. 1942 -- June 08, US freighter *Sicilien* sunk by U-boat ~10m so. of Cape Beata, Dom. Rep.-- 46
12. 1942 -- Jan 26, US freighter *West Ivis* sunk by U-boat, off Cape Hatteras, NC -- 45
13. 1942 -- June 9-10, US freighter *Merrimack* sunk by U-boat ~65m SE Cozumel Island --43-44
14. 1943 -- Apr 03, Gulf Oil tanker *Gulfstate* sunk by sub ~50m south Marathon Key, FL -- 43
15. 1942 -- Jan 19, US freighter *City of Atlanta* sunk, U-boat ~10m off NC SE of Manteo -- 43
16. 1942 -- June 05, US tanker *L.J. Drake* sunk by sub SE of Isla Saona, Dominican Rep. -- 41
17. 1942 -- Feb 20, US freighter *Lake Osweya* sunk by U-boat, Atlantic, off SW Nova Sc. --all 39
18. 1942 -- May 20, US tanker *Halo* sunk by U-boat ~15M south of Port Fourchon, LA -- 39
19. 1942 -- May 27, US freighter *Jack* sunk by U-boat ~100M SW of Port Salut, Haiti --37-39
20. 1942 -- Feb 21, US freighter *Azalea City* sunk by U-boat ~125 miles SE of Ocean City, MD-- 38
21. 1942 -- Apr 23, US tanker *Connecticut* sunk by German torpedo boat, so. Atlantic<sup>1886</sup> --36-38
22. 1942 -- Nov 07, US freighter *Nathaniel Hawthorne* sunk by sub ~40M NE Isla de Margarita-- 38
23. 1941 -- Dec 02, Amer. tanker *Astral* sunk by U-boat off coast of Lisbon, Portugal --all 37
24. 1942 -- Jan 15, UK tanker *Coimbra* (out of Bayonne, NJ), torpedoed by U-boat 50M so. Shinnecock L.I., NY-36
25. 1942 -- Mar 05, US freighter *Mariana* sunk by U-boat ~30M no. of east Turks Island --all 36
26. 1942 -- May 19, US freighter *Heredia* sunk by U-boat 2M SE of Ship Shoal Buoy, LA-35-36
27. 1941 -- Dec 7, cargo ship *Cynthia Olson* sunk by Japanese sub, Pacific, btw. Tacoma & Honolulu-35
28. 1942 -- Feb 06, US freighter *Major Wheeler* sunk by U-boat, ~130m off Cape Hatteras NC--35
29. 1942 -- Feb 22, US tanker *W.D. Anderson* sunk by U-boat off Jupiter Island, FL -- 35
30. 1942 -- June 29, US freighter *Ruth* sunk by U-boat, Caribbean, ~320M NNE Barbuda -- 35
31. 1942 -- Feb 02, US tanker *W.L. Steed* sunk, U-boat, ~90m off Delaware River mouth, DE-- 34
32. 1942 -- Mar 06, US freighter *Steel Age* sunk by sub, S. Atlantic ~130m NE Paramaribo, Suriname--34
33. 1942 -- Mar 22, American tanker *Muskogee* sunk by U-boat, northeast of Bermuda --all 34
34. 1942 -- Feb 22, US tanker *J.N. Pew* sunk by U-boat, Caribbean, ~225M west of Aruba-- 33
35. 1942 -- June 23, US tanker *Rawleigh Warner* sunk by U-boat south of East Bay, LA --all 33
36. 1942 -- June 28, US freighter *Tillie Lykes* sunk by sub ~100m so. Santo Domingo, Dom. Rep.--33
37. 1942 -- Apr 03, US freighter *Otho* sunk by U-boat ~200M east of Cape Henry, VA --31-32
38. 1942 -- June 01-2, US freighter *Illinois* sunk by U-boat ~400M NE of Puerto Rico --31-32
39. 1942 -- May 28, US freighter *Alcoa Pilgrim* sunk by U-boat ~150M so. of Mona Passage-- 31
40. 1942 -- Sep 24, US freighter *West Chetac* sunk by sub ~100m no. of Georgetown, Brit. Guiana--31
41. 1942 -- May 04, US tanker *Munger T. Ball* sunk by U-boat ~80M NW of Dry Tortugas, FL-30

<sup>1885</sup> Some ambiguity. Some sources note a Japanese torpedo, others a Japanese mine, others just note an explosion.

<sup>1886</sup> This was not a submarine but a torpedo boat launched from an auxiliary cruiser.

**MARITIME** Events – **Submarine Attacks on Civilian Vessels** – **by Mortality** continued:

42. 1917 -- Apr 01, attack, U.S. Steamer *Aztec* hit by German sub torpedo, off France -- 29
43. 1942 -- Jan 19, US freighter *Norvana* sunk by U-boat ~50m north of Cape Hatteras NC-- 29
44. 1942 -- Apr 14, US freighter *Margaret* sunk by U-boat ~45 off Cape Hatteras, NC -- 29
45. 1942 -- June 2-3, US freighter *City of Alma* sunk by U-boat ~400m NE of San Juan PR-- 29
46. 1942 -- Jun 12, US passenger ship *Sixaola* sunk by U-boat ~50m off Bocas del Toro, Panama-- 29
47. 1942 -- Jan 18, US merchant stmr. *Frances Salman* sunk by U-boat off Cape Race, Nfld.--all 28
48. 1942 -- May 04, US tanker *Joseph M. Cudahy* torpedoed by U-boat ~Dry Tortugas Isl., FL- 27
49. 1942 -- May 12, US tanker *Virginia* sunk by sub. 1.5m off Southwest Pass, MS River, LA-- 27
50. 1942 -- Feb 04, US tanker *India Arrow* sunk by U-boat, ~20m SE of Cape May, NJ -- 26
51. 1942 -- Mar 07, passenger freighter *Barbara* sunk by sub ~9M NNE of Tortuga Isl., Dom. Rep.-26
52. 1942 -- Mar 29, passenger ship *City of New York* sunk, U-boat, ~40m off Cape Hatteras NC-24-26
53. 1942 -- Mar 13, US freighter *Colabee* U-boat torpedoed ~10M off Cape Guajaba, Cuba-- 25
54. 1942 -- July 9, anchored US tanker *Benjamin Brewster* torpedoed ~2.5M off Grand Isle, LA--25
55. 1942 -- July 30, US passenger ship *Robert E. Lee* sunk by sub ~50m SE MS. Riv. entrance, LA-25
56. 1944 -- Apr 16, US tanker *Pan Pennsylvania* torpedoed by U-boat ~200M east of NYC-- 25
57. 1942 -- Mar 23, US tanker *Naeco* torpedoed btw. Cape Lookout and Wilmington, NC -- 24
58. 1942 -- Apr 2, US freighter *David H Atwater* shelled/sunk, U-boat off Chincoteague Isl. VA--23-24
59. 1942 -- Mar 12, U.S. tanker *John D. Gill* torpedoed by U-boat, off Cape Fear, NC --19-23
60. 1943 -- Jan 09, US tanker *Broad Arrow* sunk by U-boat, ~100M north of Paramaribo -- 23
61. 1942 -- Jan 18, tanker *Allan Jackson* sunk by U-boat ~60m east-ne, Diamond Shoals, NC-- 22
62. 1942 -- May 26, American tanker *Carrabulle* sunk by U-boat, Gulf of Mexico -- 22
63. 1942 -- Mar 11, freighter *Caribsea* (NYC homeport) sunk by U-boat off Cape Lookout NC- 21
64. 1942 -- May 16, US tanker *Gulfoil* sunk by U-boat ~75M SW of MS Riv. Delta, Gulf -- 21
65. 1942 -- Feb 19, US tanker *Pan Massachusetts* sunk by U-boat ~20m off Cape Canaveral FL-- 20
66. 1942 -- Mar 14, US merchant vessel *Lemuel Burrows* torpedoed, off Atlantic City, NJ-- 20
  
67. 1917 -- Mar 21, attack, steamer *Healdton* torpedoed, German Sub, North Sea<sup>1887</sup> -- 19
68. 1942 -- Apr 08, US tanker *Oklahoma* sunk by U-boat ~10m off St. Simon's Island, GA-- 19
69. 1942 -- Apr 10, US tanker *Gulfamerica* torpedoed by U-boat ~5M off Jacksonville, FL-- 19
70. 1942 -- Apr 23, US freighter *Lammot Du Pont* sunk by U-boat ~500M no. of Bermuda-- 19
71. 1942 -- May 19, US freighter *Ogontz* sunk by U-boat ~70M SE of Cozumel Isl., Gulf of MX--19
72. 1942 -- June 28, US freighter *Raphael Semmes* sunk by sub so. of Bermuda, ~875m E of Cape Canaveral--19
73. 1942 -- Mar 10, U.S. tanker *Gulftrade* sunk by U-boat 3m off Barnegat Light, NJ -- 18
74. 1942 -- May 16, US tanker *William C. McTarnahan* torpedoed SW of Port Fourchon, LA--18
75. 1942 -- June 15-16, US freighter *Kahuku* sunk by U-boat, 70M west of Grenada --17-18
76. 1942 -- Jan 24, US collier *Venore* sunk by U-boat ~20m southeast of Cape Hatteras, NC-- 17
77. 1942 -- May 14, US tanker *David McKelvey* torpedoed ~35M south of MS Riv. mouth, LA--17
78. 1942 -- Mar 31, tug *Menominee* shelled/sunk by U-boat ~9.5m off Metompkin Inlet, VA-- 16
79. 1942 -- May 4, US freighter *Eastern Sword* sunk by U-boat, So. Atlantic, off Georgetown, Guyana-16
80. 1943 -- Nov 24, US freighter *Melville E Stone* sunk by U-boat ~100m NW of Cristobal CZ--15-16
81. 1917 -- Mar 16, steamer *Vigilancia* (NY to Archangel) torpedoed, German Sub<sup>1888</sup> -- 15

<sup>1887</sup> U.S. was not at war at the time. Congress declared war on April 6, 1917.

<sup>1888</sup> U.S. was not at war at the time. Congress declared war on April 6, 1917.

82. 1942 -- May 08, U.S. freighter *Ohioan* sunk by U-boat ~8M off Boynton Beach, FL -- 15
83. 1942 -- June 04, US freighter *Velma Lykes* sunk by U-boat ~20m off Puerto Juarez, MX-- 15
84. 1942 -- Jun 12, tanker *Cities Service Toledo* sunk by U-boat, Gulf, so. of Marsh Isl., LA-- 15
85. 1942 -- Feb 22, US tanker *Cities Service Empire* sunk by U-boat off Cape Canaveral FL-- 14
86. 1942 -- Apr 15, US freighter *Robin Hood* sunk by U-boat, Atlantic, ~300M off NJ -- 14
87. 1942 -- Apr 21, US passenger ship *San Jacinto* sunk by U-boat, Atlantic off NC/SC/GA coast-14
88. 1942 -- June 24, US tug *John R. Williams* hits mine laid by U-Boat off Cape May, NJ -- 14
89. 1942 -- Mar 19, U.S. tanker *W.E. Hutton* sunk by torpedo, Atlantic, off Beaufort, NC -- 13
90. 1942 -- May 13, US tanker *Gulfpenn* sunk by U-boat ~30M south of MS Riv. mouth, LA--13
91. 1942 -- June 03, US tanker *M.F. Elliott* sunk by U-boat ~150M northwest of Trinidad -- 13
92. 1942 -- May 27, US freighter *Syros* sunk by U-boat ~200M SW of Bear Island, Arctic -- 12
93. 1943 -- Jan 09, US freighter *Collingsworth* sunk by sub, So. Atlantic ~100m NE of Paramaribo-12
94. 1945 -- May 05, civilian US collier *Black Point* torpedoed, off Point Judith, RI -- 12
95. 1941 -- Oct 17, USS *Kearny* torpedoed by German sub prior to war, off Iceland<sup>1889</sup> -- 11
96. 1942 -- Mar 17, US tanker *Acme* torpedoed by U-boat ~1m west Diamond Shoals Light, NC--11
97. 1942 -- Mar 26, tanker *Dixie Arrow* torpedoed, U-boat off Diamond Shoals Buoy, NC-- 11
98. 1942 -- Apr 09, US tanker *Eugene V.R. Thayer* shelled/sunk by sub ~20m off No. Brazil-- 11
99. 1942 -- May 18, US freighter *Quaker City* sunk by U-boat ~300 miles east of Barbados-- 11
100. 1942 -- June 17, US freighter *Millinocket* sunk by U-boat off La Isabela, north Cuba-- 11
101. 1942 -- July 13, US tanker *R.W. Gallagher* sunk by U-boat, Gulf, SE Morgan City, LA --10-11
102. 1942 -- July 30, US freighter *Cranford* sunk by U-boat ~250 miles E-SE of Barbados-- 11

**MARITIME** Events – **Submarine Attacks on Civilian Vessels** – **by Mortality** (continued):

103. 1941 -- Dec 19, US freighter *Prusa* sunk by Japanese sub ~150-300M so. of Honolulu-- 10
104. 1942 -- Mar 12, US freighter *Texan* sunk by U-boat off NE Cuba near Puerto Padre -- 10
105. 1942 -- Apr 05, US tanker *Byron D. Benson* sunk by U-boat 7.5M off Currituck Inlet, NC-10
106. 1942 -- Apr 11, tanker *Harry F. Sinclair Jr.* torpedoed by U-boat ~7M so. Cape Lookout NC-10
107. 1942 -- Apr 26, US freighter *Alcoa Partner* sunk by U-boat, *Caribbean* ~80m NNE of Bonaire-10
108. 1942 -- June 27, unarmed US freighter *Polybius* sunk by German sub E off Trinidad-- 10
109. 1942 -- July 3, freighter *Alexander Macomb* sunk by U-boat ~175m east of Cape Cod, MA--10
110. 1942 -- Sep 16, US freighter *Commercial Trader* sunk by U-boat ~75M east of Trinidad-10
111. 1943 -- Jan 9, US freighter *Birmingham City* sunk by U-boat, So.Atlantic 100m NE of Paramaribo--10
112. 1943 -- Nov 23, US tanker *Elizabeth Kellogg* sunk by U-boat ~150m NW of Cristobal, Panama-10
113. 1943 -- Dec 3, US tanker *Touchet* sunk by U-boat, Gulf of MX, So. of Pensacola/W. of Naples, FL-- 10
114. 1944 -- Oct 29, US freighter *John A Johnson* torpedoed by Japanese sub, Pacific; crew shot-- 10

---

<sup>1889</sup> The *Kearny* was not a civilian vessel, but this is the most fitting of our maritime sub-categories. Only listed in that the attack took place prior to Pearl Harbor and the declaration of war which followed.

## MARITIME Events – Submarine Attacks on Civilian Vessels – Chronological

1. 1915 -- May 07, RMS *Lusitania* torpedoed, German submarine (1,198 killed), Atlantic-- 128
2. 1917 -- Mar 16, steamer *Vigilancia* (NY to Archangel) torpedoed, German Sub<sup>1890</sup> -- 15
3. 1917 -- Mar 21, attack, steamer *Healdton* torpedoed, German submarine, North Sea<sup>1891</sup>-- 19
4. 1917 -- Apr 01, attack, U.S. steamer *Aztec* hit by German sub torpedo, off France -- 29
  
5. 1941 -- Dec 02, Amer. tanker *Astral* sunk by U-boat off coast of Lisbon, Portugal --all 37
6. 1941 -- Dec 7, cargo ship *Cynthia Olson* sunk by Japanese sub, Pacific, btw. Tacoma & Honolulu-35
7. 1941 -- Dec 19, US freighter *Prusa* sunk by Japanese sub ~150-300M so. of Honolulu-- 10
  
8. 1942 -- Jan 15, UK tanker *Coimbra* (out of Bayonne, NJ), torpedoed by U-boat 50M so. Shinnecock L.I., NY-36
9. 1942 -- Jan 18, tanker *Allan Jackson* sunk by U-boat ~60m east-ne, Diamond Shoals, NC-- 22
10. 1942 -- Jan 18, US merchant stmr. *Frances Salman* sunk by U-boat off Cape Race, Nfld.--all 28
11. 1942 -- Jan 19, US freighter *City of Atlanta* sunk, U-boat ~10m off NC SE of Manteo -- 43
12. 1942 -- Jan 19, US freighter *Norvana* sunk by U-boat ~50m north of Cape Hatteras NC-- 29
13. 1942 -- Jan 24, US collier *Venore* sunk by U-boat ~20m southeast of Cape Hatteras, NC-- 17
14. 1942 -- Jan 26, U.S. freighter *West Ivis* sunk by U-boat, off Cape Hatteras, NC -- 45
  
15. 1942 -- Feb 02, US tanker *W.L. Steed* sunk, U-boat, ~90m off Delaware Riv. mouth, DE -- 34
16. 1942 -- Feb 04, US tanker *India Arrow* sunk by U-boat, ~20m SE of Cape May, NJ -- 26
17. 1942 -- Feb 06, US freighter *Major Wheeler* sunk by U-boat, ~130m off Cape Hatteras NC--35
18. 1942 -- Feb 19, US tanker *Pan Massachusetts* sunk by U-boat ~20m off Cape Canaveral FL-- 20
19. 1942 -- Feb 20, US freighter *Lake Osweya* sunk by U-boat, Atlantic, off SW Nova Sc. --all 39
20. 1942 -- Feb 21, US freighter *Azalea City* sunk by U-boat ~125 miles SE of Ocean City, MD-- 38
21. 1942 -- Feb 22, US tanker *Cities Service Empire* sunk by U-boat off Cape Canaveral FL-- 14
22. 1942 -- Feb 22, US tanker *J.N. Pew* sunk by U-boat, Caribbean, ~225M west of Aruba-- 33
23. 1942 -- Feb 22, US tanker *W.D. Anderson* sunk by U-boat off Jupiter Island, FL -- 35
24. 1942 -- Feb 27, US tanker *R.P. Resor* sunk by U-boat ~20m east of Manasquan Inlet NJ-- 48
  
25. 1942 -- Mar 05, US freighter *Mariana* sunk by U-boat ~30M no. of east Turks Island --all 36
26. 1942 -- Mar 06, US freighter *Steel Age* sunk by sub, S. Atlantic ~130m NE Paramaribo, Suriname--34
27. 1942 -- Mar 07, passenger freighter *Barbara* sunk by sub ~9M NNE of Tortuga Isl., Dom. Rep.-26
28. 1942 -- Mar 10, U.S. tanker *Gulftrade* sunk by U-boat 3m off Barnegat Light, NJ -- 18
29. 1942 -- Mar 11, freighter *Caribsea* (NYC homeport) sunk by U-boat off Cape Lookout NC- 21
30. 1942 -- Mar 12, US freighter *Texan* sunk by U-boat off NE Cuba near Puerto Padre -- 10
31. 1942 -- Mar 12, U.S. tanker *John D. Gill* torpedoed by U-boat, off Cape Fear, NC --19-23
32. 1942 -- Mar 13, US freighter *Colabee* U-boat torpedoed ~10M off Cape Guajaba, Cuba-- 25
33. 1942 -- Mar 14, US merchant vessel *Lemuel Burrows* torpedoed, off Atlantic City, NJ-- 20
34. 1942 -- Mar 17, US tanker *Acme* torpedoed by U-boat ~1m west Diamond Shoals Light, NC--11
35. 1942 -- Mar 19, U.S. tanker *W.E. Hutton* sunk by torpedo, Atlantic, off Beaufort, NC -- 13
36. 1942 -- Mar 22, American tanker *Muskogee* sunk by U-boat, northeast of Bermuda --all 34
37. 1942 -- Mar 23, US tanker *Naeco* torpedoed btw. Cape Lookout and Wilmington, NC -- 24
38. 1942 -- Mar 26, tanker *Dixie Arrow* torpedoed, U-boat off Diamond Shoals Buoy, NC-- 11

<sup>1890</sup> U.S. was not at war at the time. Congress declared war on April 6, 1917.

<sup>1891</sup> U.S. was not at war at the time. Congress declared war on April 6, 1917.



39. 1942 -- Mar 29, passenger ship *City of New York* sunk, U-boat, ~40m off Cape Hatteras NC-24-26  
 40. 1942 -- Mar 31, tug *Menominee* shelled/sunk by U-boat ~9.5m off Metompkin Inlet, VA-- 16

**MARITIME Events—Submarine Attacks on Civilian Vessels – Chronological (continued):**

41. 1942 -- Apr 2, US freighter *David H Atwater* shelled/sunk, U-boat off Chincoteague Isl. VA--23-24  
 42. 1942 -- Apr 03, US freighter *Otho* sunk by U-boat ~200M east of Cape Henry, VA --31-32  
 43. 1942 -- Apr 05, US tanker *Byron D. Benson* sunk by U-boat 7.5M off Currituck Inlet, NC-- 10  
 44. 1942 -- Apr 08, U.S. tanker *Oklahoma* sunk by U-boat ~10m off St. Simon's Isl., GA -- 19  
 45. 1942 -- Apr 09, US tanker *Eugene V.R. Thayer* shelled/sunk by sub ~20m off N. Brazil-- 11  
 46. 1942 -- Apr 10, US tanker *Gulfamerica* torpedoed by U-boat ~5M off Jacksonville, FL-- 19  
 47. 1942 -- Apr 11, tanker *Harry F. Sinclair Jr.* torpedoed by U-boat ~7M so. Cape Lookout, NC--10  
 48. 1942 -- Apr 14, US freighter *Margaret* sunk by U-boat ~45 off Cape Hatteras, NC -- 29  
 49. 1942 -- Apr 15, US freighter *Robin Hood* sunk by U-boat, Atlantic, ~300M off NJ -- 14  
 50. 1942 -- Apr 21, US passenger ship *San Jacinto* sunk by U-boat, Atlantic off NC/SC/GA coast-14  
 51. 1942 -- Apr 23, US freighter *Lammot Du Pont* sunk by U-boat ~500M no. of Bermuda-- 19  
 52. 1942 -- Apr 23, US tanker *Connecticut* sunk by German torpedo boat, so. Atlantic --36-38  
 53. 1942 -- Apr 26, US freighter *Alcoa Partner* sunk by U-boat, Caribbean ~80m NNE of Bonaire--10
54. 1942 -- May 4, US freighter *Eastern Sword* sunk by U-boat, So. Atlantic, off Georgetown, Guyana-16  
 55. 1942 -- May 04, US tanker *Joseph M. Cudahy* torpedoed by U-boat ~Dry Tortugas Isl., FL-27  
 56. 1942 -- May 04, US tanker *Munger T. Ball* sunk by U-boat ~80M NW of Dry Tortugas, FL-30  
 57. 1942 -- May 08, US freighter *Ohioan* sunk by U-boat ~8M off Boynton Beach, FL -- 15  
 58. 1942 -- May 12, US tanker *Virginia* sunk by sub. 1.5m off Southwest Pass, MS River, LA-- 27  
 59. 1942 -- May 13, US tanker *Gulfpenn* sunk by U-boat ~30M south of MS Riv. mouth, LA--13  
 60. 1942 -- May 14, US tanker *David McKelvey* torpedoed ~35M south of MS Riv. mouth, LA--17  
 61. 1942 -- May 16, US tanker *Gulfoil* sunk by U-boat ~75M SW of MS Riv. Delta, Gulf -- 21  
 62. 1942 -- May 16, US tanker *William C. McTarnahan* torpedoed SW of Port Fourchon, LA-- 18  
 63. 1942 -- May 18, US freighter *Quaker City* sunk by U-boat ~300 miles east of Barbados -- 11  
 64. 1942 -- May 19, US freighter *Heredia* sunk by U-boat 2M SE of Ship Shoal Buoy, LA-35-36  
 65. 1942 -- May 19, US freighter *Ogontz* sunk by U-boat ~70M SE of Cozumel Isl., Gulf of MX--19  
 66. 1942 -- May 20, US tanker *Halo* sunk by U-boat ~15M south of Port Fourchon, LA -- 39  
 67. 1942 -- May 26, American tanker *Carrabulle* sunk by U-boat, Gulf of Mexico -- 22  
 68. 1942 -- May 27, US freighter *Jack* sunk by U-boat ~100M SW of Port Salut, Haiti --37-39  
 69. 1942 -- May 27, US freighter *Syros* sunk by U-boat ~200M SW of Bear Island, Arctic -- 12  
 70. 1942 -- May 28, US freighter *Alcoa Pilgrim* sunk by U-boat, Carib. ~150M so. of Mona Passage--31
71. 1942 -- June 01-2, US freighter *Illinois* sunk by U-boat ~400M NE of Puerto Rico --31-32  
 72. 1942 -- June 02-3, US freighter *City of Alma* sunk by U-boat ~400m NE of San Juan PR-- 29  
 73. 1942 -- June 03, US tanker *M.F. Elliott* sunk by U-boat ~150M northwest of Trinidad -- 13  
 74. 1942 -- June 04, US freighter *Velma Lykes* sunk by U-boat ~20m off Puerto Juarez, MX-- 15  
 75. 1942 -- June 05, US tanker *L.J. Drake* sunk by sub SE of Isla Saona, Dominican Repub.-- 41  
 76. 1942 -- June 08, US freighter *Sicilien* sunk by U-boat ~10m so. of Cape Beata, Dom. Rep.-- 46  
 77. 1942 -- June 9-10, US freighter *Merrimack* sunk by U-boat ~65m SE Cozumel Island --43-44  
 78. 1942 -- June 12, tanker *Cities Service Toledo* sunk by U-boat, Gulf, so. of Marsh Isl., LA-- 15  
 79. 1942 -- June 12, US passenger ship *Sixaola* sunk by U-boat ~50m off Bocas del Toro, Panama-29

80. 1942 -- June 15, passenger ship *Cherokee* sunk by U-boat, Atlantic ~50M off Boston, MA-- 86
81. 1942 -- June 15-16, US freighter *Kahuku* sunk by U-boat, 70M west of Grenada --17-18
82. 1942 -- June 17, US freighter *Millinocket* sunk by U-boat off La Isabela, north Cuba -- 11
83. 1942 -- June 23, US tanker *Rawleigh Warner* sunk by U-boat south of East Bay, LA --all 33
84. 1942 -- June 24, US tug *John R. Williams* hits mine laid by U-Boat off Cape May, NJ -- 14
85. 1942 -- June 27, unarmed US freighter *Polybius* sunk by German sub E off Trinidad -- 10
86. 1942 -- June 28, US freighter *Tillie Lykes* sunk by sub ~100m so. Santo Domingo, Dom. Rep.- 33
87. 1942 -- June 28, US freighter *Raphael Semmes* sunk by sub so. of Bermuda, ~875m E of Cape Canaveral- 19
88. 1942 -- June 29, US freighter *Ruth* sunk by U-boat, Caribbean, ~320M NNE Barbuda -- 35

**MARITIME** Events—**Submarine Attacks on Civilian Vessels** – **Chronological** (continued):

89. 1942 -- July 3, freighter *Alexander Macomb* sunk by U-boat ~175m east of Cape Cod, MA--10
90. 1942 -- July 9, anchored US tanker *Benjamin Brewster* torpedoed ~2.5M off Grand Isle, LA--25
91. 1942 -- July 13, US tanker *R.W. Gallagher* sunk by U-boat, Gulf, SE of Morgan City, LA--10-11
92. 1942 -- July 30, US freighter *Cranford* sunk by U-boat ~250 miles E-SE of Barbados -- 11
93. 1942 -- July 30, US passenger ship *Robert E. Lee* sunk by sub ~50m SE MS. Riv. entrance, LA-25
  
94. 1942 -- Aug 17, US tanker *Louisiana* sunk by U-boat ~200M off Paramaribo, Suriname--49-50
95. 1942 -- Sep 16, US freighter *Commercial Trader* sunk by U-boat ~75M east of Trinidad-- 10
96. 1942 -- Sep 19, US freighter *Wichita* sunk by U-boat ~75 miles south of Barbados --all 50
97. 1942 -- Sep 24, US freighter *John Winthrop* sunk by U-boat, N. Atlantic, for NY --all 52
98. 1942 -- Sep 24, US freighter *West Chetac* sunk by sub ~100m no. of Georgetown, Brit. Guiana--31
99. 1942 -- Nov 07, US freighter *Nathaniel Hawthorne* sunk by sub ~40M NE Isla de Margarita-- 38
100. 1942 -- Nov 23, US tanker *Caddo* sunk by U-boat, east of Halifax, Nova Scotia --51-53
  
101. 1943 -- Jan 9, US freighter *Birmingham City* sunk by U-boat, So. Atlantic 100m NE of Paramaribo-10
102. 1943 -- Jan 09, US tanker *Broad Arrow* sunk by U-boat, ~100M north of Paramaribo-- 23
103. 1943 -- Jan 9, US freighter *Collingsworth* sunk by sub, So. Atlantic ~100m NE of Paramaribo-12
104. 1943 -- Apr 03, Gulf Oil tanker *Gulfstate* sunk by sub ~50m south Marathon Key, FL-- 43
105. 1943 -- June 10, tanker *Esso Gettysburg* torpedoed ~100M southeast of Savannah, GA-- 57
106. 1943 -- Nov 23, US tanker *Elizabeth Kellogg* sunk by U-boat ~150m NW of Cristobal, Panama-10
107. 1943 -- Nov 24, US freighter *Melville E Stone* sunk by U-boat ~100m NW of Cristobal CZ-15-16
108. 1943 -- Dec 3, US tanker *Touchet* sunk by U-boat, Gulf of MX, So. of Pensacola/W. of Naples, FL-- 10
  
109. 1944 -- Apr 16, US tanker *Pan Pennsylvania* torpedoed by U-boat ~200M east of NYC--25
110. 1944 -- Apr 19, US Liberty ship *John Straub* explosion/sinks off Sanak Island, AK<sup>1892</sup>53-55
111. 1944 -- Jul 2, Japanese sub captures US *Jean Nicolet* complement of 100 off Ceylon; murders most-76
112. 1944 -- Oct 29, US freighter *John A Johnson* torpedoed by Japanese sub, Pacific; crew shot--10
  
113. 1945 -- May 05, Civilian US collier *Black Point* torpedoed, off Point Judith, RI -- 12

---

<sup>1892</sup> Some ambiguity. Some sources note a Japanese torpedo, others a Japanese mine, others just note an explosion.

## MARITIME Disasters -- "OTHER" Subset -- By Mortality

1. 1988 -- July 3, USS *Vincennes* missile cruiser shoots down Iran Air 655, Persian Gulf<sup>1893</sup>- 290
2. 1811 -- Dec 16-Feb 7, 1812, **New Madrid Earthquakes**, Mississippi River boats -- ~200
3. 1963 -- Apr 10, **implosion**, USS *Thresher* submarine sinks, off Cape Cod, MA -- 129
4. 1968 -- May 21, last com., US nuclear submarine *Scorpion*, on bottom 400M W. of Azores-- 99
5. 1943 -- Dec 2, **Germans bomb Bari, Italy**; US freighter *John Harvey* hit/mustard gas cargo<sup>1894</sup>-- ≥83
6. 1942 -- July 30, last communication, US submarine *Grunion*, off Kiska Island, AK<sup>1895</sup>-- 70
7. 1916 -- Aug 29, cruiser USS *Memphis* driven to shore by **Giant Waves**, Dom. Rep. -- 41
8. 1987 -- May 17, USS *Stark* hit by Iraqi Air Force Mirage missiles, Persian Gulf<sup>1896</sup> -- 37
9. 1846 -- June 27, brig *Sutley*, Pictou N.S. to fall River wrecks [?], Vineyard Sound, MA-- 30
10. 1892 -- Oct 06, LA CA whaling bark *Helen Mar* crushed by icebergs, Chukchi Sea, AK-- 27
11. 1803 -- March, **massacre**, crew of American ship *Boston*, Nootka, Vancouver Island<sup>1897</sup>-- 25
12. 1875 -- Nov 18, OR schooner *Sunshine* found bottom-up, Cape Disappointment, WA<sup>1898</sup>-- 25
13. 1867 -- Dec 31, steamer *Henry Ames* guards fail while unloading, New Orleans, LA -- ~20
14. 1891 -- Mar 24, **shipwreck** [?], steamer *Strathairly*, Chicamacomico, NC -- 19
15. 1944 -- May 14-21, heavy seas, sleeping **Marines** in LCT pitched overboard off *LST-485*, HI-- 19
16. 1918 -- Aug 27, USS SC-209 sub chaser **sunk** by USCG, S. of Long Island, NY --17-18
17. 1919 -- Dec 17, **shipwreck** [?], schooner *Sunbeam*, off Currituck, NC -- 18
18. 1894 -- Apr 10, schooners *Albert W. Smith* and *Kate Markee* wrecked [?], NJ Coast -- 16
19. 1897 -- Aug 12, whaler *Navarch* caught in ice, abandoned off Blossom Shoals, AK --13-16
20. 1975 -- May 14, **attack**, USS *Mayaguez*, Khmer Rouge, Koh Tang Island, Cambodia -- 16
21. 1838 -- Nov 19, drownings, Lock and Dam No. 3, Green River, Rochester, KY -- 15
22. 1864 -- Jan 23, schooner *Dashaway* wrecks [?], Cape Mendocino, CA -- 14
23. 1867 -- Jan-Feb, Amer. bark *John Bright* strands near Nootka Isl., BC, **crew murdered**-- 14
24. 1886 -- Nov 19, barges *Menekaunee & Marinette* wreck [?], Lake MI., ~Frankfort, MI-- 14
25. 1889 -- Mar 16, Portland, ME bark *E.L. Pettengill*, wrecks [?], Chesapeake Bay -- 14
26. 1893 -- Oct 3, schnr. *Mary Brown* leaves Sand Point, AK for SF CA; **wreck** found ~Kennedy Isl., BC<sup>1899</sup>-- ~14
27. 1981 -- May 26, USN EA-68 Prowler **crash**, USS *Nimitz*, off Jacksonville, FL -- 14
28. 1863 -- Feb 22, tug *Merrimac* wrecks [?], Humboldt Bar, CA -- 13
29. 1883 -- Apr 11, steamer *Geo. W. Wylly* hits pier/sinks, Chattahoochee Riv., Fort Gaines, GA-- 13
30. 1787 -- Dec, last week; **crewmembers** from previously captured **Maine sloop *Squirrel* murdered** by Algerians-- 11
31. 1884 -- June 8, **ferry boat goes over falls**, drownings, Thompson's falls, MT -- 11
32. 1841 -- Oct 23? schooner *Post Boy* lost/powder explos. ?/gale?, Lake MI, 15m off Kalamazoo, MI--~10
33. 1882 -- Jan 22, **shipwreck** [?], bark *F.L. Carney*, South Hatteras Inlet, NC -- 8-10
34. 1909 -- Dec 23, schooner *Susie M. Plummer* abandoned, Cape Flattery, WA -- 10
35. 1979 -- Dec 05, Canadian gillnet fishing boat *Salinta* found ashore at Tree Point, AK -- 10

<sup>1893</sup> No Americans killed. An American disaster in the sense that a US Navy vessel, in Iranian territorial waters, shot down Iranian passenger airliner without definitive knowledge that target was a military one representing a threat. Retrieved onboard screen shots showed that target had been identified with a civilian transponder code, at high altitude and ascending, rather than descending, as was claimed at the time. Cross-listed in Maritime.

<sup>1894</sup> At least 83 people died from mustard gas poisoning; 90% of these U.S. Merchant Mariners from several ships.

<sup>1895</sup> Stevens argues in *Fatal Dive* (2012) that she was hit by her own torpedo after missing target and circling back.

<sup>1896</sup> Cross-listed in Violence -- Attacks.

<sup>1897</sup> Cross-listed in Violence – Massacres of Whites by Natives.

<sup>1898</sup> It is not known what happened to the *Sunshine*.

<sup>1899</sup> The wrecked boat was found many months later, but cause of loss or where not known – storm?, hit rocks?

## MINING, Quarrying, Tunneling Events – Deadliest American -- By Mortality

1. 1907 -- Dec 06, Fairmont Coal mines 6 & 8 gas/dust explosions, Monongah WV --400-550
2. 1913 -- Oct 22, Stag Canon No. 2 coal mine over-blast & dust explosion, Dawson NM-- 263
3. 1909 -- Nov 13, Cherry Mine (St. Paul Coal Co. No. 2), fire, Cherry Hill, IL -- 259
4. 1907 -- Dec 19, Darr Coal Mine (Jacobs Creek) explosion, Monessen, PA -- 239
5. 1900 -- May 1, winter Quarters 1 & 4 coal mine powder/dust explosions, Scofield, UT--~231
6. 1902 -- May 19, Fraterville Coal Mine explosion, Coal Creek, TN --184-227
7. 1928 -- May 19, Pickands-Mather Coal Mine, gas and dust explosion, Mather, PA -- 195
8. 1914 -- Apr 28, New River Coal Mine Nos. 5 & 6 gas & dust explosions, Eccles, WV -- 183
9. 1904 -- Jan 25, Harwick Coal Mine blast and coal dust explosion, near Cheswick, PA -- 181
10. 1924 -- Mar 08, Castle Gate #2 Coal Mine gas & dust explosions, Castle Gate, UT -- 172
  
11. 1903 -- June 30, Hanna No. 1 coal mine explosion, Hanna, WY -- 169
12. 1917 -- June 08, Granite Mountain Speculator copper mine shaft fire, Butte, MT --161-168
13. 1905 -- Feb 20, coal mine explosion, Virginia City, AL -- 160
14. 1908 -- Nov 28, Rachel and Agnes Coal Mine dust explosion, Marianna, PA --153-154
15. 1911 -- Apr 08, Banner Coal Mine explosion, Pratt Consolidated, Littleton, AL --128-129
16. 1917 -- Apr 27, Hastings Coal Mine explosion, near Trinidad, CO -- 121
17. 1923 -- Feb 08, Stag Canon #1 coal mine electrical arcs & dust explosion, Dawson, NM--120
18. 1915 -- Mar 02, Layland # 3 Coal Mine explosion, New River Canyon, WV -- 119
19. 1924 -- Apr 28, coal mine gas explosion (killing all inside), Benwood, WV -- 119
20. 1951 -- Dec 21, New Orient Coal Mine #2 electric spark/gas explosion, West Frankfort IL-119
21. 1912 -- Apr 23, Pittsburgh Coal Co., Cincinnati Mine, explosion, Finleyville, PA -- 115
22. 1902 -- July 10, Rolling Mill Coal Mine explosion, Johnstown, PA -- 113
23. 1884 -- Mar 13, Laurel Coal Mine explosion, Pocahontas, VA -- 112
24. 1927 -- Apr 30, Federal No. 3 Coal Mine explosion, Everettville, WV -- 111
25. 1947 -- Mar 25, blasting causes dust explosion, Centralia No. 5 Coal Mine ~Centralia IL-- 111
26. 1869 -- Sep 06, Avondale Coal Mine fire, Plymouth, PA -- 110
27. 1891 -- Jan 27, "fire damp" gas explosion, Mammoth coal mine No.1, Mammoth, PA -- ≥109
28. 1892 -- Jan 07, Osage Coal Mine No. 11, blasting explodes gas/dust, Krebs, OK -->75-100
29. 1908 -- Dec 30, coal mine explosion, Ennis, WV -- 100
30. 1911 -- Dec 09, Cross Mountain Coal Mine explosion, Briceville, TN -- 100
  
31. 1923 -- Aug 14, Frontier No. 1 Coal Mine explosion, Kemmerer, WY -- 99
32. 1913 -- Apr 23, Cincinnati Coal Mine explosion, Finleyville, PA -- 98
33. 1919 -- June 5, Baltimore Tunnel No. 2 Coal Mine explosion, Wilkes-Barre, PA --92-93
34. 1926 -- Jan 13, No. 21 Coal Mine explosion, Wilburton, OK -- 91
35. 1940 -- Jan 10, Pond Creek Coal Co. No. 1. mine gas/coal dust explosion, Bartley WV-- 91
36. 1972 -- May 02, Sunshine Silver Mine fire and CO gas asphyxiation, Kellogg, ID -- 91
37. 1922 -- Nov 22, Dolomite No. 3 Coal Mine explosion, Dolomite, AL -- 90
  
38. 1907 -- Jan 29, Stuart Colliery Coal Mine explosion, Stuart, WV -- 85
39. 1910 -- May 5, Coal Mine No. 3 explosion, Palos/Birmingham, AL -- 84
40. 1930 -- Nov 05, Sunday Creek Coal Mine No. 6 methane explosion,, Millfield, OH -- 82
41. 1912 -- Mar 26, Jed Coal Mine explosion, Jed , WV -- 81

**MINING, Quarrying & Tunneling – By Mortality (continued):**

42.	1910 -- Nov 08, Victor American No. 3 Coal Mine explosion, Delagua, CO	--	79
43.	1922 -- Nov 06, Reilly No. 1 coal mine explosion, Spangler, PA	--	79
44.	1968 -- Nov 20, Consol #9 Coal Mine explosion, Farmington, WV	--	78
45.	1867 -- Apr 03, Bright Hope Mine gas explosion, Chesterfield Co., Winterpock, VA	--69-	75
46.	1943 -- Feb 27, gas explosion, Smith Coal Mine #3, Bearcreek-Washoe area, MT <sup>1900</sup>	--74-	75
47.	1910 -- Jan 31, explosion, Primero "A" Coal Mine, Primero, CO	--	75
48.	1883 -- Feb 16, Diamond Coal Mine roof collapse & flooding, Braidwood, IL	--69-	74
49.	1911 -- Apr 07, fire, Price-Pancoast Coal Mine, Throop, PA	--	73
50.	1912 -- Mar 20, explosion, San Bois No. 2 Coal Mine, McCurtain, OK	--	73
51.	1940 -- Mar 16, Hanna Coal Co. Willow Grove No.10 mine dust explosion, Neffs, OH--		72
52.	1909 -- Jan 12, explosion, Pocahontas Coal Mine, Lick Branch, WV	--	67
53.	1944 -- July 05, fire, Powhatan No. 1 Coal Mine, Powhatan Point, OH	--	66
54.	1940 -- July 15, coal mine gas explosion, Sonman "E", Portage, Cambria County, PA	--	63
55.	1917 -- Aug 04, explosion, West Kentucky No. 7 Coal Mine, Clay, KY	--	62
56.	1929 -- Dec 17, explosion, Old Town Coal Mine, McAlester, OK	--	61
57.	1895 -- Mar 20, explosion, coal mine, Red Canyon, near Evanston, WY	--	60
58.	1884 -- Jan 24, explosion, coal mine, Crested Butte, CO	--	59
59.	1908 -- Mar 28, explosion, Hanna No. 1 Coal Mine, Hanna, WY	--	59
60.	1896 -- Jun 28, roof collapse and flood, Twin Shaft Coal Mine, Pittston, PA	--	58
61.	1907 -- Dec 16, "windy shot" & dust explosion, Yolande No. 1 Coal Mine, Yolande, AL	~57	
62.	1910 -- Oct 08, coal mine dust explosion, Colorado Fuel Company, Starkville, CO	--	56
63.	1942 -- May 12, explosion, Christopher No. 3 Coal Mine, Osage, WV	--	56
64.	1855 -- Mar 19, explosion, coal mine, Midlothian, VA	--	55
65.	1932 -- Dec 24, coal mine methane gas explosion, Moweaqua, Shelby County, IL	--	54
66.	1839 -- Mar 18, Black Heath Coal Mine methane gas explosion, near Richmond, VA	--40-	53
67.	1909 -- Jan 20, magazine explosion, water tunnel crib fire, Lake Mich., ~ Chicago, IL	--	53
68.	1925 -- May 27, explosion, Carolina Coal Mine, Farmville (now Coal Glen), NC	--	53
69.	1925 -- Dec 10, explosion, Overton No. 2 Coal Mine, Irondale, AL	--	53
70.	1914 -- Oct 27, explosion, North No. 1 Coal Mine, Royalton, IL	--	52
71.	1925 -- Feb 20, explosion, City Coal Mine, Sullivan, IN	--	52
72.	1926 -- Nov 03, flood, Barnes Hecker Iron Mine, Ishpeming, MI	--	51
73.	1896 -- Feb 18, explosion, Vulcan Coal Mine, New Castle, CO	--	49
74.	1905 -- Apr 03, explosion, Zeigler Coal Mine, Zeigler, IL	--	49
75.	1922 -- Aug 27, fire, Argonaut Gold Mine, Jackson, CA	--	47
76.	1900 -- Mar 06, explosion, Red Ash Coal Mine, New River Canyon, WV	--	46
77.	1929 -- Mar 21, explosion, Kinloch Coal Mine, Parnassus, PA	--	46
78.	1892 -- May 10, Roslyn Coal Mine No. 2 gas explosion, Roslyn, WA	--all	45
79.	1938 -- Apr 22, Red Jacket Coal Co., Keen Mountain Mine Explosion, Hanger, VA	--	45
80.	1926 -- Aug 26, explosion, Clymer No. 1 Coal Mine, Clymer, PA	--	44
81.	1924 -- Feb 05, flooding, Milford Iron Ore Mine, Crosby, MN	--	41

<sup>1900</sup> Difference between 74 and 75 has to do with the death of a rescuer several weeks later from his gas exposure.

82. 1888 -- Nov 09, explosion, Coal Mine Shaft No. 2, Frontenac, KS -- 40  
 83. 1910 -- Apr 20, explosion, Mulga Coal Mine, Mulga, AL -- 40

**MINING, Quarrying & Tunneling – By MORTALITY (continued):**

84. 1886 -- Jan 21, explosion, Newburg Coal Mine, Newburg, WV -- 39  
 85. 1895 -- Dec 19, explosion, Cumnock Coal Mine, Cumnock, NC -- 39  
 86. 1924 -- Sep 16, explosion, Sublet No. 5 Coal Mine, Sublet, WY -- 39
87. 1881 -- Mar 04, coal mine explosion, Almy, WY -- 38  
 88. 1932 -- Feb 27, Boissevain Coal Mine explosion, Boissevain, VA -- 38  
 89. 1970 -- Dec 30, Finley Coal Co. No. 15 & 16 explosion ignites coal dust, Hyden, KY -- 38
90. 1869 -- Apr 07, fire, Kentucky-yellow Jacket Gold Mine, Gold Hill, NV -- 37  
 91. 1894 -- Aug 24, fire, Franklin Coal Mine, asphyxiation, Franklin, WA -- 37  
 92. 1910 -- Mar 02, powder explosion, Alaska-Mexico Gold Mine, Treadwell, AK -- 37  
 93. 1913 -- Dec 16, explosion, Vulcan Coal Mine, New Castle, CO -- 37  
 94. 1926 -- Dec 09, explosion, Francisco No. 2 Coal Mine, Francisco, IN -- 37  
 95. 1957 -- Feb 04, Pocahontas Fuel Co. coal mine No. 34 gas explosion, Bishop, VA/WV-- 37  
 96. 1962 -- Dec 06, coal mine gas and dust explosions, Robena No. 3, Carmichaels, PA -- 37
97. 1906 -- Oct 03, explosion, Pocahontas Coal Mine, Pocahontas, VA -- 36  
 98. 1924 -- Jan 26, explosion, Lancashire No. 18 Coal Mine, Shanktown, PA -- 36
99. 1902 -- July 15, Daly-West lead/silver mine explosion/asphyxiations, Park City, UT -- 34  
 100. 1907 -- Dec 01, explosion, Naomi Coal Mine, Fayette City, PA -- 34  
 101. 1910 -- Feb 01, explosion, Browder Coal Mine, Browder, KY -- 34  
 102. 1937 -- Oct 15, Mulga Coal Mine methane gas explosion (lighting lamp), Mulga, AL-- 34  
 103. 1942 -- Jan 27, explosion, Wadge Coal Mine, Mount Harris, CO -- 34
104. 1924 -- Jan 25, explosion, McClintock Coal Mine, Johnston City, IL -- 33  
 105. 1925 -- Mar 17, explosion, Bethlehem Mines Coal Mine, Barrackville, WV -- 33
106. 1882 -- Feb 03, explosion, Midlothian Coal Mine, Coalfield, VA -- 32
107. 1890 -- June 16, fire, Hill Farm Coal Mine, Dunbar, PA -- 31  
 108. 1899 -- Dec 09, explosion, Carbon Hill No. 7 Coal Mine, Carbonado, WA -- 31  
 109. 1915 -- Nov 16, dust explosion, Pacific Northwestern Coal Mine, Ravensdale, WA -- 31  
 110. 1940 -- Nov 29, OH-PA Coal Co.'s Nelms #1 mine gas/dust explosion, NE of Cadez, OH-- 31  
 111. 1942 -- Mar 26, asphyxiation, Sandts Eddy Limestone Quarry, Allentown, PA -- 31
112. 1879 -- Nov 18, gas explosions, Railroad Tunnel No. 3, near San Jose, CA -- ~30  
 113. 1895 -- Sep 07, fire, Osceolo Copper Mine Level 27, Calumet, MI -- 30  
 114. 1895 -- Dec 20, explosion, Nelson Coal Mine, Dayton, TN -- 30  
 115. 1916 -- Nov 04, explosion, Bessie Coal Mine Palos, AL -- 30  
 116. 1930 -- Oct 27, explosion, Wheatley No. 4 Coal Mine, McAlester, OK -- 30

**MINING, Quarrying, Tunneling Events – By MORTLITY** (continued):

117.	1908 -- Aug 26, fire, Hailey-Oklahoma No. 1 Coal Mine, Haileyville, OK	--	29
118.	2010 -- Apr 05, gas explosion, Upper Big Branch Coal Mine, Montcoal, WV	--	29
119.	1885 -- Dec 18, water breach/quicksand, Nanticoke Coal Mine # 1 Nanticoke, PA	--26-28	
120.	1890 -- May 15, explosion, Jersey No. 8 Coal Mine, Ashley, PA	--	28
121.	1893 -- Sep 28, flooding, Mansfield Iron Mine, Crystal falls, MI	--	28
122.	1901 -- Nov 20, external fire/suffocation, Smuggler-Union Gold/Sil. Mine, Pandora CO	--28	
123.	1931 -- Jan 28, gas explosion, Little Betty Coal Mine, Dugger, near Linton, IN	--	28
124.	1939 -- July 14, Duvin Coal Co. Mine, dust explosion, Providence, KY	--	28
125.	1943 -- Aug 28-29, Sayreton No. 2 coal mine methane gas explosions, Birmingham, AL	--28	
126.	1916 -- Feb 11, explosion, Ernest No. 2 Coal Mine, Ernest, PA	--	27
127.	1923 -- Nov 06, explos., Raleigh-Wyoming, Glen Rogers coal mine, Beckley WV	--	27
128.	1926 -- Jan 29, explosion, Mossboro No. 1 Coal Mine, Helena, AL	--	27
129.	1926 -- Oct 04, explosion, Rockwood Coal Mine, Rockwood, TN	--	27
130.	1947 -- July 24, Old Ben No. 8 coal mine methane gas/dust explosion, West Frankfort, IL	--27	
131.	1984 -- Dec 19, fire, Wilberg Mine, Emery Mining, Orangeville, UT	--	27
132.	1901 -- Feb 25, fire, Diamondville No. 1 Coal Mine, Diamondville, WY	--	26
133.	1909 -- Jan 10, explosion, Zeigler Coal Mine, Zeigler, IL	--	26
134.	1910 -- Mar 11, landslide, Norman open-pit mine, Virginia, MN <sup>1901</sup>	--	26
135.	1924 -- Mar 28, explosion, #2 Mine, Yukon Pocahontas Coal, Yukon, WV	--	26
136.	1976 -- Mar 9 & 11, methane gas explosions, Scotia Coal Mine, Oven Fork KY- (15 & 11)	--	26
137.	1907 -- Feb 04, coal mine gas explosion, Thomas #25, Thomas, Tucker Co., WV	--	25
138.	1910 -- June 01, explosion, Union Limestone Quarry, Devils Slide, UT	--	25
139.	1922 -- Feb 02, explosion, Gates No, 2 Coal Mine, Gates, PA	--	25
140.	1945 -- Dec 26, Belva No. 1 coal mine gas and dust explosion, Fourmile, KY	--	25
141.	1888 -- Mar 29, explosion, Keith & Perry No. 6 Coal Mine, Rich Hill, MO	--	24
142.	1893 -- Jan 10, explosion, Como Coal Mine, King, CO	--	24
143.	1895 -- Feb 27, explosion, White Ash Coal Mine, Cerrilos, NM	--	24
144.	1905 -- Mar 18, explosion, Rush Run & Red Ash Coal Mine, Red Ash, WV	--	24
145.	1906 -- Jan 04, powder explosion, Coaldale Coal Mine, Mercer County, WV	--22-24	
146.	1907 -- Jan 23, explosion, Primero Coal Mine, Primero, CO	--	24
147.	1913 -- Nov 18, explosion, Acton No. 2 Coal Mine, Acton, AL	--	24
148.	1895 -- Apr 08, explosion, Blue Canyon Coal Mine, Lake Whatcom, WA	--	23
149.	1900 -- May 23, Cumnock coal mine gas explosion, Cumnock, Chatham County, NC	--	23
150.	1906 -- Feb 08, gas explosion, Parral Coal Mine, Parral, WV	--	23
151.	1906 -- Mar 22, dust explosion, Century Coal Mine, No. 1 Shaft, Century, WV	--	23
152.	1909 -- May 12, dynamite explosion, Calanan Quarry, South Bethlehem, NY	--	23

---

<sup>1901</sup> Cross-listed in Landslides.

153.	1911 -- Apr 24, explosion, Ott No. 20 Coal Mine, Elk Garden, WV	--	23
154.	1915 -- Nov 30, explosion, Boomer No. 2, Hanna Coal Mine, Boomer, WV	--	23
155.	1916 -- July 24, gas explosion, Cleveland Waterworks Tunnel, Cleveland, OH	--21-	23
156.	1930 -- Feb 06, explosion, Standard Coal Mine, Standardville, UT	--	23
157.	1932 -- Dec 09, explosion, Zero Coal Mine, Yancey, KY	--	23
158.	1945 -- May 09, Sunnyside No. 1 coal mine methane explosion, Sunnyside, UT	--	23

**MINING, Quarrying, Tunneling Events – By MORTALITY (continued):**

159.	1901 -- Oct 26, explosion, Diamondville Coal Mine, Diamondville, WY	--	22
160.	1902 -- Jan 24, coal mine explosion, Lost Creek Mining Co. No. 2, Oskaloosa, IA	--	22
161.	1902 -- Mar 31, explosion, Nelson Coal Mine, Coal/Iron Company, Dayton, TN	--	22
162.	1915 -- Feb 06, explosion, Carlisle Coal Mine, Oak Hill, WV	--20-	22
163.	1919 -- Apr 29, explosion, Majestic Coal Mine, Majestic, AL	--	22
164.	1958 -- Oct 27, Pocahontas Fuel Co. Mine No. 34 methane gas explosion, Bishop, WV	--	22
165.	1961 -- Mar 02, Viking Coal Mine airborne dust explosion, near Terre Haute, IN	--	22
166.	1963 -- Apr 25, gas explosion, Clinchfield Coal Compass 2 Mine, Dola, WV	--	22
167.	1971 -- Dec 11, nat. gas explos., Lake Huron water tunnel const. proj., Port Huron, MI	--	22
168.	1880 -- July 20, tunnel construction failure (blowout), Hudson River, Jersey City, NJ	--	21
169.	1901 -- May 27, dust explosion, New Richland Coal Mine, Dayton, TN	--20-	21
170.	1904 -- Oct 28, explosion, Terico Coal Mine, Terico, CO	--	21
171.	1909 -- June 23, explosion, Lackawanna No. 4 Coal Mine, Wehrun, PA	--	21
172.	1911 -- July 15, explosion, Cascade Coal Co. Mine, Sykesville, PA	--	21
173.	1916 -- Feb 14, fire, Pennsylvania Copper Mine, Butte, MT	--	21
174.	1918 -- Sep 28, explosion, North Coal Mine, Royalton, IL	--	21
175.	1928 -- Jan 09, explosion, No. 18 Coal Mine, West Frankfort, IL	--	21
176.	1968 -- Mar 6, Cargill Salt Mine shaft fire, CO Asphyxiation, Belle Isle, LA <sup>1902</sup>	--	21
177.	1871 -- May 27, smoke suffocation, West Pittston Coal Mine, West Pittston, PA	--	20
178.	1913 -- Aug 02, explosion, East Brookside Coal Mine, Tower City, PA	--	20
179.	1916 -- Dec 13, explosion, Fidelity No. 9 Coal Mine, Stone City, KS	--	20
180.	1919 -- Oct 29, fire, Amsterdam No. 2 Coal Mine, Amsterdam, OH	--	20
181.	1926 -- Feb 03, explosion, Horning No. 4, Coal Mine, Horning, PA	--	20
182.	1926 -- Mar 08, explosion, Crab Orchard/Eccles No. 5 Coal Mine, Eccles, WV	--	20
183.	1937 -- July 15, Baker Coal Mine (Glendora Coal Co.) Gas Explosion, Sullivan, IN	--	20
184.	1942 -- July 9, Pursglove No. 2 coal mine roof-fall & gas/dust explosion, Pursglove, WV	--20-	
185.	1854 -- May 19, explosion, Chesterfield Coal Mine, New Richmond, VA	--	19
186.	1884 -- Feb 20, explosion, West Leisenring Coal Mine, West Leisenring, PA	--	19
187.	1899 -- Dec 23, explosion, Braznell Mine Sumner Mine, Redstone Township, PA	--	19
188.	1901 -- Jun 10, explosion, Port Royal No. 2 Coal Mine, Port Royal, PA	--	19
189.	1915 -- Aug 31, explosion, Orenda Coal Mine, Boswell, PA	--	19
190.	1926 -- Jan 14, explosion, Jamison Coal Co Mine No. 8, Farmington, WV	--	19

<sup>1902</sup> Cross-listed in Carbon Monoxide poisoning typology.



**MINING, Quarrying, Tunneling Events – By MORTALITY (continued):**

191.	1887 -- Apr 04, dust explosion, Savanna #2 Coal Mine, Savanna, OK	--	18
192.	1888 -- Nov 3, Cook's Run Mine explosion, Kettle Creek Coal Mine, Westport PA	--	18
193.	1905 -- Dec 02, explosion, No. 1 Coal Mine, Diamondville, WY	--	18
194.	1906 -- Jan 18, dust explosion, Detroit Coal Mine, Paint Creek, WV	--	18
195.	1906 -- Apr 22, explosion, Cuatro Coal Mine, Tercio, CO	--	18
196.	1909 -- Feb 02, explosion, Short Creek Coal Mine, Short Creek, AL	--	18
197.	1910 -- Apr 22, explosion, Youghiogheny/Ohio Coal Mine, Amsterdam, OH	--	18
198.	1911 -- Nov 18, explosion, Bottom Creek Coal Mine, Bottom Creek, WV	--	18
199.	1912 -- Jul 24, inundation, Superba/Lemont Coal Mine, Evans Station, PA	--	18
200.	1912 -- Aug 13, Abernant Coal Mine explosion, Abernant, AL	--	18
201.	1916 -- Oct 22, Marvel (Roden Mine) Coal Mine explosion, Marvel, AL	--	18
202.	1917 -- Nov 29, Old Ben No. 11 Coal Mine explosion, Christopher, IL	--	18
203.	1917 -- Dec 15, Yukon Pocahontas Coal Mine explosion, Susanna, WV	--	18
204.	1918 -- Jun 27, Silver open pit iron mine powder explosion, Virginia, MN	--	18
205.	1919 -- Aug 18, Oakdale Coal Mine gas explosion,, La Veta, CO	--	18
206.	1934 -- Dec 27, boiler explosion, engine hauling mine workers, McDunn, WV <sup>1903</sup>	--	18
207.	1937 -- Mar 11, MacBeth Coal Mine. Gas and coal dust explosion, MacBeth, WV	--	18
208.	1960 -- Mar 08, Island Creek Coal Co. No. 22 mine fire, Holden, WV	--	18
209.	1963 -- Aug 27, Texas Gulf Sulfur Co., Potash Mine gas explosion, ~Moab, UT	--	18
210.	1863 -- Nov 30, explosion, Raccoon, Clover Hill Coal Mine, Winterpock, VA	--	17
211.	1871 -- Aug 14, explosion, Eagle Shaft Coal Mine, Pittston, PA	--	17
212.	1889 -- Dec 22, Utica Gold Mine North shaft collapse/cave-in, Angels Camp, CA	--16-17	
213.	1891 -- Feb 04, flooding, Jeansville Coal Mine, Near Hazleton, PA	--	17
214.	1901 -- Nov 14 & 22, fire, Baby and West Mines, Pocahontas Coal, Pocahontas, VA	--	17
215.	1902 -- Sep 15, gas explos., Algoma Coal & Coke Mine, Algoma, McDowell Ct., WV	--	17
216.	1903 -- Nov 21, explosion, Ferguson Coal Mine, Connellsville, PA	--	17
217.	1904 -- Dec 07, explosion, No, 5 Coal Mine, Burnett, WA	--	17
218.	1911 -- Feb 09, explosion, Cokedale Coal Mine, Trinidad, CO	--	17
219.	1911 -- Feb 23, fire/asphyxiations, Belmont Gold/Silver Mine, Tonopah, NV	--	17
220.	1918 -- Feb 21, cave-in, Amasa-Porter Iron Mine, Crystal falls, MI	--	17
221.	1922 -- Mar 24, explosion, Sopris No. 2 Coal Mine, Sopris, CO	--	17
222.	1925 -- June 08, explosion, Dorrance No. 9 Coal Mine, Sturgis, KY	--	17
223.	1928 -- May 22, explosion, Yukon Pocahontas Coal Mine No. 1, Yukon, WV	--	17
224.	1930 -- Apr 12, explosion, Carbonado Coal Mine, Carbonado, WA	--	17
225.	1934 -- Aug 06, explosion, Derby No. 3 Coal Mine, Big Stone Gap, VA	--	17
226.	1971 -- June 24, gas explosion, California Water Project tunnel under const., Sylmar, CA	--	17
227.	1907 -- May 01, gas explosion, Whipple Coal Mine, Scarboro, WV	--	16
228.	1909 -- Mar 31, explosion, Echo Mine, Beury Bros. Coal Mining, Beury, WV	--	16
229.	1910 -- Nov 06, explosion, Lawson Coal Mine, Black Diamond, WA	--	16
230.	1914 -- Oct 05, explosion, Mulga Coal Mine, Mulga, AL	--	16
231.	1915 -- Oct 19, dynamite explosion, Granite Mountain Copper Mine, Butte, MT	--	16

<sup>1903</sup> Cross-listed in Rail.

- 232. 1916 -- Feb 29, Davis Coal & Coke Co., Mine No. 42 dust explosion, ~Kempton, MD-- 16
- 233. 1920 -- Apr 19, explosion, Majestic Coal Mine, Birmingham, AL -- 16
- 234. 1926 -- Sep 03, explosion, Tahona Coal Mine, Tahona, OK -- 16
- 235. 1930 -- Mar 30, explosion, Pioneer Coal Mine, Kettle Island, KY -- 16
- 236. 1944 -- Mar 25, Katherine Coal Mine No. 4 fire and gas/dust explosion, Shinnston, WV--16
- 237. 1954 -- Nov 13, Jamison Coal Co. Mine No. 9 gas & dust explosion, Farmington, WV-- 16

**MINING, Quarrying, Tunneling Events – By MORTALITY (continued):**

- 238. 1869 -- Dec 18, subsidence, houses fall into coal mine, Stockton, near Hazelton, PA --6-15
- 239. 1892 -- July 23, explosion, York Farm Coal Mine, Pottsville, PA -- 15
- 240. 1919 -- June 30, explosion, Alderson No. 5 Coal Mine, Alderson, OK -- 15
- 241. 1900 -- Nov 02, explosion, Southern Coal & Trans. Co. Mine, Berryburg, WV -- 15
- 242. 1902 -- Jan 07, copper mine cave-in, Negaunee, MI --10-15
- 243. 1904 -- Jan 26, mine cage fall, Stratton Independence Gold Mine, Victor, CO -- 15
- 244. 1913 -- May 17, explosion, Noble Coal Mine, Imperial Mining, Belle County, OH -- 15
- 245. 1919 -- June 30, explosion, Alderson No. 5 Coal Mine, Alderson, OK -- 15
- 246. 1927 -- Aug 03, explosion, West Kentucky No. 7 Coal Mine, Clay, KY -- 15
- 247. 1930 -- Nov 29, explosion, Lutie No. 5 Coal Mine, Lutie, OK -- 15
- 248. 1941 -- Oct 27, Daniel Boone Coal Mine gas explosion, Daniel Boone, KY -- 15
- 249. 1946 -- Jan 15, excessive charge explosion, No. 9 Havaco coal mine, New River Co, Havaco, WV--15
- 250. 1947 -- Jan 15, Glen Alden Coal Co., Nottingham Coal Mine gas explosion, Plymouth, PA-- 15
- 251. 1981 -- Apr 15, Dutch Creek No. 1 methane/coal dust mine explos., Redstone, CO -- 15
  
- 252. 1846 -- Jan 12, cave-in, Delaware & Hudson Coal Mine, Carbondale, PA -- 14
- 253. 1884 -- Oct 27, “fire damp” gas explosion, Youngstown Coke Works, Uniontown, PA-14
- 254. 1897 -- Mar 04, explosion, Kansas & Texas #44 Coal Mine, Huntington, AR -- 14
- 255. 1906 -- Jan 24, explosion, Poteau No. 6 Coal Mine, Witteville, OK -- 14
- 256. 1906 -- Feb 19, explosion, Maitland Coal Mine, Walsenburg, CO -- 14
- 257. 1907 -- May 11, tunnel dynamite explosion, South & Western RR, Alta Pass, NC -- 9-14
- 258. 1911 -- Mar 11, slide, Norman Open Pit Iron Mine, Virginia, MN -- 14
- 259. 1911 -- Sep 28, cave-in, Shakespeare Placer Gold Mine, Dome Creek, AK -- 14
- 260. 1917 -- Mar 13, explosion, No. 1 Coal Mine, Hendersonville, PA -- 14
- 261. 1924 -- Jun 06, explosion, Loomis Collieries Coal Mine, Nanticoke, PA -- 14
- 262. 1929 -- Jan 26, explosion, Kingston Pocahontas Coal Mine, Kingston, WV -- 14
- 263. 1932 -- Dec 07, explosion, Morgan-James Coal Mine, Madrid, NM -- 14
- 264. 1937 -- Oct 26, Evan-Jones Co. Coal Mine gas and dust explosion, Jonesville, AK-- 14
- 265. 1941 -- May 22, Bicknell Panhandle No. 2 Coal Mine gas explosion, Bicknell, IN -- 14
- 266. 1943 -- Sep 24, Moffet Schrader Coal Co., Primrose Mine gas explosion, Forestville, PA-14
- 267. 1958 -- Oct 28, Oglebay Norton’s Burton coal mine gas explosion, ~Craigs ville, WV-- 14
  
- 268. 1867 -- Oct 19, naphtha explosion/fire, Hoosac Tunnel, Northern Berkshires, MA -- 13
- 269. 1886 -- Jan 12, explosion, Almy No. 4 Coal Mine, Almy, WY -- 13
- 270. 1894 -- Feb 13, roof collapse, Gaylord Coal Mine, Plymouth, PA -- 13
- 271. 1896 -- Mar 23, explosion, Berwind Coal Mine, DuBois, PA -- 13

272.	1901 -- Aug 14, waterworks crib fire, two miles off Cleveland Harbor, OH <sup>1904</sup>	--12-13
273.	1902 -- Aug 07, explosion, Bowen Coal Mine, Bowen, CO	-- 13
274.	1905 -- Apr 27, explosion, Eleanora Coal Mine, Dubois, PA	-- 13
275.	1905 -- Apr 30, explosion, No. 19 Coal Mine, Wilburton, OK	-- 13
276.	1909 -- Oct 31, explosion, Franklin No. 2 coal mine/Cambria Steel, Johnstown PA	--12-13
277.	1910 -- Nov 28, gas explosion, Jumbo Asphalt Mine, Durant, OK	-- 13
278.	1914 -- Sep 04, roof fall, No. 1 Coal Mine, Adamson, OK	-- 13
279.	1914 -- Dec 09, haulage accident, Tripp Coal Mine, Scranton, PA	-- 13
280.	1915 -- Feb 17, gas explosion, Oakwood Shaft, Prospect Coal Mine, Wilkes-Barre, PA	--13
281.	1918 -- May 20, fire, Mill Creek Cannel Mining Co. Coal Mine, Charleston, WV	-- 13
282.	1919 -- Mar 31, explosion, Empire Coal Mine, Aguilar, CO	-- 13
283.	1928 -- Feb 24, explosion, Mama No. 3 Coal Mine, Jenny Lind, AR	-- 13
284.	1928 -- Aug 15, explosion, Irvona No. 3 Coal Mine, Coalport, PA	-- 13
285.	1935 -- Jan 21, gas explosion, Gilberton Coal Mine, Gilberton, PA	-- 13
286.	1943 -- Jan 08, fire, Mine No. 15, Pursglove Coal Mine, Pursglove, WV	-- 13
287.	1948 -- July 27, Princeton Mining Co., King Coal Mine Gas Explosion, Princeton, IN	--13
288.	1981 -- Dec 8, methane gas explos., Coal Mine No. 21 (Grundy Mining) Whitwell, TN	--13
289.	2001 -- Sep 23, gas explosion, Jim Walter Resources No. 5 Coal Mine, Brookwood, AL	--13

**MINING, Quarrying, Tunneling Events – By MORTALITY (continued):**

290.	1868 -- Mar 31, Diamond Coal Mine shaft platform break and fall, Scranton, PA	-- 12
291.	1885 -- Aug 11, gas from boiler fire, West End Coal Mine, Mocanaqua, PA	-- 12
292.	1886 -- Nov 26, gas explosion, Conyngham Coal Mine, Wilkes-Barre, PA	-- 12
293.	1891 -- Nov 08, explosion, Susquehanna No. 1, Coal Mine, Nanticoke, PA	-- 12
294.	1895 -- Aug 29, flooding, Sleepy Hollow Gold Mine, Sleepy Hollow, CO	-- 12
295.	1897 -- Sep 03, explosion, Sunshine Coal Mine, Sunshine, CO	-- 12
296.	1905 -- Aug 16, quarry landslide, Lehigh Portland Cement Co., Ormrod, PA	-- 12
297.	1906 -- Feb 27, explosion, Little Cahaba Coal Mine, Piper, AL	-- 12
298.	1907 -- Jan 26, powder explosion, Lorentz Coal Mine, Penco, WV	-- 12
299.	1908 -- May 12, explosion, Mount Lookout Coal Mine, Wyoming, PA	-- 12
300.	1910 -- Feb 05, explosion, Ernest No. 2 Coal Mine, Ernest, PA	-- 12
301.	1911 -- Jan 31, suffocation, tunnel caisson, pontoon, Passaic River, Newark, NJ	-- 12
302.	1911 -- Oct 19, flood, Wharton Iron Mine shaft, Hibernia, NJ	-- 12
303.	1912 -- June 18, explosion, Hastings Coal Mine, Hastings, CO	-- 12
304.	1914 -- Jan 10, explosion, Rock Castle Coal Mine, Rock Castle, AL	-- 12
305.	1918 -- Aug 28, explosion, Burnett Coal Mine, Burnett, WA	-- 12
306.	1920 -- Nov 23, explosion, Parrish Coal Mine, Parrish, AL	-- 12
307.	1921 -- Aug 31, explosion, Harco Coal Mine, Harrisburg, IL	-- 12
308.	1922 -- Nov 25, explosion, Cerillos No. 4 Coal Mine, Cerillos, NM	-- 12
309.	1928 -- Feb 20, explosion, Kinloch Coal Mine, Parnassus, PA	-- 12
310.	1930 -- Mar 26, explosion, Crown Coal Co, Yukon Mine, Arnettsville, WV	-- 12
311.	1943 -- May 11, Praco No. 10 coal mine methane gas and dust explosions, Praco, AL	--12
312.	1943 -- Sep 16, Three Point Coal Mine methane gas explosion, Three Point, KY	-- 12
313.	1946 -- Apr 18, Great Valley Coal Mine methane gas explosion, McCoy, VA	-- 12

<sup>1904</sup> Cross listed in Fires, Structural.

314. 1951 -- Oct 31, Truax-Traer Coal Co. Mine No. 1 dust explosion, United, WV -- 12  
 315. 1959 -- Jan 22, Susquehanna Riv. breaks into River Slope Mine/Knox Coal Co., Port Griffith, PA--12  
 316. 2006 -- Jan 02, lightning/explosion, Sago Coal Mine, Tallmansville, WV<sup>1905</sup> -- 12

**MINING, Quarrying, Tunneling Events – By MORTALITY (continued):**

317. 1844 -- June 15, powder and gas explosions, Black Heath Coal Mine, ~Richmond VA-- 11  
 318. 1891 -- May 22, explosion, Pratt No. 1 Shaft Coal Mine, Pratt City, AL -- 11  
 319. 1891 -- Jun 24, fire, Gould & Curry Gold/Silver Mine, Virginia City, NV -- 11  
 320. 1898 -- July 11, gas explosion, Lake Erie Water Works tunnel, near Cleveland, OH -- 11  
 321. 1902 -- Oct 01, explosion, Lawson Coal Mine, Black Diamond, WA -- 11  
 322. 1903 -- Nov 20, explosion, Bonanza No. 20 Coal Mine, Bonanza, AR -- 11  
 323. 1907 -- Mar 16, explosion, Bond & Bruce Coal Mine, Tacoma, VA -- 11  
 324. 1907 -- Nov 30, fire, Fremont Gold Mine, Drytown, CA -- 11  
 325. 1907 -- Dec 31, explosion, Bernal Coal Mine, Carthage, NM -- 11  
 326. 1909 -- Oct. 21, explosion, Rock Island No. 8 Coal Mine, Hartshorne, OK --10-11  
 327. 1910 -- Apr 13, explosion, limestone quarry, Nazareth, PA -- 11  
 328. 1910 -- Sep 11, cave-in, Bergen Tunnel, Erie Railroad, Jersey City, NJ -- 11  
 329. 1914 -- Sep 17, cave-in, Centennial-Eureka Gold Mine, Eureka, UT -- 11  
 330. 1915 -- Apr 05, explosion, Panama No. 1 Coal Mine, Panama, IL -- 11  
 331. 1917 -- Dec 20, explosion, No. 3 Coal Mine, Catoosa, TN -- 11  
 332. 1922 -- May 25, explosion, Acmar No. 3 Coal Mine, Acmar, AL -- 11  
 333. 1931 -- Apr 13, tunnel fire and carbon monoxide poisoning, Chicago, IL -- 11  
 334. 1941 -- July 10, AL Fuel & Iron Co. Acmar No. 6 coal mine gas explosion, Acmar, AL-- 11  
 335. 1943 -- Nov 6, American Rolling Mill Co., Nellis Mine No. 3 methane explos., Madison, WV--11  
 336. 1948 -- July 30, T.C.I Co. Edgewater Coal Mine gas explosion, near Birmingham, AL-- 11  
 337. 1951 -- Jan. 18, gas explosion, Burning Springs Collieries, Kermit, WV -- 11  
 338. 1957 -- Dec 27, Pocahontas Fuel Co. coal mine 31 methane gas explos., McDowell Co., WV<sup>1906</sup>-- 11  
 339. 1962 -- Jan 10, Blue Blaze No. 2 Coal Mine gas and dust explosion, Carterville, IL -- 11
340. 1872 -- July 03, Atwater Slope Coal Mine fire, Atwater Township, Portage Co., OH-- 10  
 341. 1873 -- June 10, explosion, Henry Clay Coal Mine, Shamokin, PA -- 10  
 342. 1883 -- Jan 09, explosion, Coulterville Coal Mine, Coulterville, IL -- 10  
 343. 1884 -- Oct 8, gale, Hyde Park waterworks crib cabin washed away, Chicago, IL -- 9-10  
 344. 1885 -- Apr 06, roof fall, Cuyler Coal Mine, Raven Run, PA -- 10  
 345. 1885 -- Nov 13, explosion, Bull Domingo Silver/Gold Mine Silver Cliff, CO -- 10  
 346. 1888 -- Sep 11, premature explos., Wickes Tunnel, Montana Central RR ~Helena, MT-- 10  
 347. 1889 -- May 09, car fall, Kaska William Coal Mine, Middleport, PA -- 10  
 348. 1889 -- Sep 09, flooding, White Ash Coal Mine, Golden, CO -- 10  
 349. 1892 -- Apr 20, Lytle Coal Mine flooding, miners drown, near Minersville, PA -- 10  
 350. 1893 -- Apr 01, fire, Neilson Coal Mine, Shamokin, PA -- 10  
 351. 1893 -- May 14, hoist cage overwind, Red Jacket Shaft Copper Mine, Calumet MI -- 10  
 352. 1898 -- Aug 22, Carnegie Tunnel wall collapses burying workmen, ~Pittsburg, PA -- 8-10

<sup>1905</sup> Cross listed in Lightning.

<sup>1906</sup> The explosion was near Amonate VA, near WV border. West Virginia Department of Mines investigated in that the shaft where coal was taken out (as well as bodies of victims) was in West Virginia.

**MINING, Quarrying, Tunneling Events – By MORTALITY (continued):**

353.	1901 -- May 15, explosion, George's Creek, Chatham coal mine, Farmington, WV	--	10
354.	1902 -- Jan 13, fire, Milby & Dow Coal Mine, Dow, OK	--	10
355.	1904 -- May 11, explosion, Big Muddy Coal Mine, Herrin, IL	--	10
356.	1904 -- Nov 02, haulage accident, Auchincloss Coal Mine, Nanticoke, PA	--	10
357.	1905 -- Mar 10, explosion, Oswald Mine, Princeton Coal & Mining, Gibson, IN	--	10
358.	1905 -- Apr 26, haulage accident, Conyngham Coal Mine, Wilkes-Barre, PA	--	10
359.	1905 -- Oct 06, rock-fall, Vermont Slate Co. Briar Hill Quarry, Pawlet, VT	--	8-10
360.	1906 -- Oct 05, explosion, Dutchman Coal Mine, Blossburg, NM	--	10
361.	1907 -- Dec 07, skip (bucket) fall, Rolling Mill Iron Mine, Negaunee, MI	--	10
362.	1909 -- Oct 03, explosion, Northwestern Coal Mine, Roslyn, WA	--	10
363.	1910 -- Nov 25, explosion, Providence No. 3 Coal Mine, Providence, KY	--	10
364.	1910 -- Dec 14, fire, Leyden Coal Mine, Leyden, CO	--	10
365.	1910 -- Dec 31, haulage disaster, Lick Fork Mine Red Jacket Coal, Thacker, WV	--	10
366.	1912 -- July 07, dynamite explosion, Eureka Pit Copper Mine Ely, NV	--	10
367.	1916 -- Mar 28, explosion, King Coal Co., Mine No. 28, Vivian, WV	--	10
368.	1916 -- Oct 19, explosion, Jamison Coal No. 7 Mine, Barrackville, WV	--	10
369.	1920 -- Aug 21, explosion, No. 19 Coal Mine, Degnan, OK	--	10
370.	1923 -- Mar 02, explosion, Weyanoke Coal Co. Mine, Arista, WV	--	10
371.	1923 -- May 05, explosion, Southwestern Coal Mine, Aguilar, Colorado	--	10
372.	1924 -- July 25, explosion, Gates No. 1 Coal Mine, Brownsville, PA	--	10
373.	1925 -- July 23, explosion, Rockwood Coal Mine, Rockwood, TN	--	10
374.	1925 -- Aug 03, explosion, Dorrance No. 9 Coal Mine, Wilkes-Barre, PA	--	10
375.	1928 -- May 25, explosion, Baltimore No. 5 Coal Mine, Parsons, PA	--	10
376.	1929 -- May 27, Connellsville Coal Mine explosion, Yolande, AL	--	10
377.	1932 -- June 13, explosion, Splashdam No. 6 Coal Mine, Splashdam, VA	--	10
378.	1936 -- Sep 02, Hutchinson Coal Co. MacBeth mine gas/dust explosion, Macbeth, WV	--	10
379.	1936 -- Oct 06, Morning lead mine shaft cable breaks, cage falls 900 feet, Mullan, ID	--	10
380.	1938 -- Jan 12, Harwick Coal Mine #7 methane gas/coal dust explosion, Harwick, PA	--	10
381.	1938 -- June 02, gas explosion, Butler Slope Coal Mine, Pittston, PA	--	10
382.	1940 -- Aug 27, coal mine gas explosion, Bates No. 2 Coal Mine, Bates, AR	--	10
383.	1943 -- May 05, Etna Coal and Coke Co. NuRex coal mine gas explosion, LaFollette, TN	--	10
384.	1947 -- Apr 10, methane gas explosion, Schooley shaft, Knox Coal Co., Exeter, PA	--	10
385.	1951 -- Oct 15, Bunker Mine methane gas explosion, Trotter Coal Co., Cassville, WV	--	10
386.	1989 -- Sep 13, William Station Coal Mine gas explosion, Wheatcroft, KY	--	10

**Select Other Mining, Quarrying, Tunneling Events (fewer than ten lives lost):**

1870	-- Aug 10, haulage cage falls, Heins & Glassmire Colliery, Middleport, PA	--	9
1891	-- Jan 05, steel cable breaks, hoist car falls, Utica Gold Mine, Angels Camp, CA	--	9
1891	-- Nov 03/04, men fall from haulage cage, Anaconda Copper Mine, near Butte, MT	--	9
1892	-- May 14, Anaconda Copper Mining Co., Anaconda Mine cave-in, Butte, MT	--	9
1893	-- Apr 21, Silver Bow No 2 Copper Mine fire and suffocations, Butte, MT	--	9
1895	-- Mar 09 or 10, fire, Old Abe Gold Mine, White Oaks, NM	--	5-9
1898	-- Nov 05, coal cars crash into Exeter shaft, onto haulage cage, West Pittston, PA	--	9

1905 -- Mar 22, Oswald coal mine explosion, Princeton, ID	--	9
1912 -- Feb 22, Wichita Coal & Mining Co. No. 5 fire, Lehigh, OK	--	9
1915 -- May 24, gas explosion, Mine No. 1, Valley Smokeless Coal Co., ~Johnstown, PA	--	9
1915 -- July 27, explosion, Mine No. 1, United Coal Co., Christopher, IL	--	9
1915 -- July 30, mine-car accident, Patterson No. 2 Coal Mine, Elizabeth, PA	--	9
1920 -- Aug 13, premature dynamite explosion; Boxley Quarry; Pounding Mill, VA	--	9
1922 -- June 27, explosion, Holston marble quarry, Strawberry plains ~Knoxville, TN	--	9
1925 -- Dec 22, Webb Coal Mine fire, Bellaire, OH	--	9
1934 -- Nov 12, Rohl Connolly granite quarry explosives detonation, Avalon, CA	--	9
1936 -- Aug 01, Kathleen Coal Mine fire, Dowell, IL	--	9
1936 -- Nov 30, Funkhouser slate quarry explosives detonation, Delta, PA	--	9
1963 -- Dec 16, Carbon No. 2 coal mine methane gas/coal dust explosion, Helper, UT	--	9
1972 -- July 22, Blacksville #1 coal mine fire and asphyxiations, near Blacksville, WV	--	9
2007 -- Aug 06, Crandall Canyon Coal Mine wall collapse (3 rescuers die Aug 16), Emery Co., UT	--	9

**Select Other Mine/Quarry/Tunneling events (fewer than ten lives lost), continued:**

1890 -- Feb 01, coal mine gas explosion, Nottingham Shaft, Plymouth, PA	--	8
1893 -- Feb 14, Chicago & Iowa coal mine explosion, Albia, IA	--	8
1901 -- June 04, dynamite explosion, Chapin iron mine, Iron Mountain, MI	--	8
1916 -- Mar 30, explosion, Robindale Mine, Conemaugh Smokeless Coal, Seward, PA	--	8
1947 -- Apr 30, mining blast raises coal dust; explosion; Spring Hill Coal Co., Kerns Mine, Terre Haute, IN	--	8
1948 -- Feb 28, Sun Excelsior coal mine explosion, Excelsior, AR	--	8
1884 -- Aug 21, Buck Ridge Colliery, gas asphyxiation, Shamokin, PA	--	7
1896 -- Dec 26, Oswald coal mine explosion, Princeton, IN	--	7
1905 -- May 12, detonation of explosive materials, Cora copper mine, Butte, MT	--	7
1910 -- Jan 11, coal mine gas explosion, Nottingham Shaft, Plymouth, PA	--	7
1916 -- Feb 08, Lance Mine, Lehigh/Wilkes-Barre Coal Co. gas explosion, Plymouth, PA	--	7
1922 -- Nov 05, Anthracite coal mine explosion in number four shaft, Madrid, NM	--	7
1873 -- Sep 20, Fire, yellow Jacket gold mine, Gold Hill, NV	--	6
1874 -- Feb 13, Copper mine dynamite explosion, Phoenix, MI	--	6
1876 -- July 24, Black Diamond coal mine fire, Nortonville, CA	--	6
1881 -- Feb 12, Copper Mine blacksmith shop fire and powder explosion, Belmont, MT	--	6
1887 -- Jun 04, Rock fall, Quarry, Birmingham, PA (near Altoona)	--	5-6
1889 -- Nov 23, St. Lawrence copper mine fire, suffocation Anaconda mine, Butte, MT	--	6
1909 -- Jan 19, Stone Canyon coal mine explosion, Chancellor, CA	--	6
1920 -- Apr 15, Gas explosion, Jefferson Island salt mine, Delcambre, LA	--	6
1937 -- Feb 19, detonation of explosives, Walker copper quarry, Walkermine, CA	--	6
1942 -- May 11, Peerless coal mine number 2 shaft explosion, Excelsior, AR	--	6
1944 -- July 28, Brilliant coal mine no. 2 shaft explosion, Brilliant, NM	--	6
1911 -- Mar 18, Coal mine explosion, Mineral, KS	--	5
1915 -- Feb 18, New Home coal mine shaft number 2 explosion, Rich Hill, MO	--	5
1920 -- May 3, Submarine coal mine explosion, Clinton, IN	--	5

1930 -- July 14, Fire, Glenn gold mine, Placer County, CA	--	5
1930 -- Dec 6, Lamb coal mine explosion, Madrid, NM	--	5
1938 -- Aug 31 Dynamite explosion, Asheville granite quarry, Asheville, NC	--	5
1948 -- Nov 04, George M. Nethken Coal Co., Milt No. 1 mine fire suffocations, Kitzmiller MD	--	5
1950 -- July 16, U.S. and Lark Mine (lead-zinc) and smelting refining co. fire, Lark, UT	--	5
1953 -- Mar 30, O'Brien coal mine coal-dust explosion/2, CO poisoning/3, Lovilia, IA	--	5
1957 -- Jan 18, Evan Jones Coal Mine explosion, Jonesville, AK	--	5
1979 -- June 8, Gas explosion, Belle Isle Mine, Franklin, LA	--	5

## **MINING, Tunneling, Quarry Disasters – CHRONOLOGICAL – Deadliest American**

1. 1839 -- Mar 18, Black Heath Coal Mine methane gas explosion, ~Richmond, VA --40-53
2. 1844 -- June 15, Powder and gas explosions, Black Heath Coal Mine, ~Richmond, VA-- 11
3. 1846 -- Jan 12, Cave-in, Delaware & Hudson Coal Mine, Carbondale, PA -- 14
  
4. 1854 -- May 19, Explosion, Chesterfield Coal Mine, New Richmond, VA -- 19
5. 1855 -- Mar 19, Explosion, Midlothian Coal Mine, Coalfield, VA -- 55
  
6. 1863 -- Nov 30, Explosion, Raccoon, Clover Hill Coal Mine, Winterpock, VA -- 17
7. 1867 -- Apr 03, Bright Hope Mine Disaster, Chesterfield County, Winterpock, VA --69-75
8. 1867 -- Oct 19, Naphtha Explosion/Fire, Hoosac Tunnel, Northern Berkshires, MA -- 13
9. 1868 -- Mar 31, Shaft Platform Break/fall, Diamond Coal Mine, Scranton, PA -- 12
10. 1869 -- Apr 07, fire, Kentucky-yellow Jacket Gold Mine, Gold Hill, NV -- 37
11. 1869 -- Sep 06, Fire, Avondale Coal Mine, Plymouth, PA -- 110
12. 1869 -- Dec 18, Subsidence, Houses fall into Coal Mine, Stockton, near Hazelton, PA -- 6-15
  
- 1870 -- Aug 10, Haulage Cage falls, Heins & Glassmire Colliery, Middleport, PA -- 9
  
13. 1871 -- May 27, Smoke Suffocation, West Pittston Coal Mine. West Pittston, PA -- 20
14. 1871 -- Aug 14, Explosion, Eagle Shaft Coal Mine, Pittston, PA -- 17
15. 1872 -- July 03, Atwater Slope Coal Mine Fire, Atwater Township, Portage Co., OH -- 10
16. 1873 -- June 10, Fire, Explosion, Henry Clay Coal Mine, Shamokin, PA -- 10
- 1873 -- Sep 20, Fire, yellow Jacket gold mine, Gold Hill, NV -- 6
- 1874 -- Feb 13, Copper mine dynamite explosion, Phoenix, MI -- 6
- 1876 -- July 24, Black Diamond coal mine fire, Nortonville, CA -- 6
17. 1879 -- Nov 18, Gas Explosions, Railroad Tunnel No. 3, near San Jose, CA -- ~30
  
18. 1880 -- July 20, Tunnel Construction Failure (Blowout), Hudson Riv, Jersey City, NJ -- 21
  
- 1881 -- Feb 12, Copper Mine blacksmith shop fire and powder explosion, Belmont, MT-- 6
19. 1881 -- Mar 04, Explosion, Almy Coal Mine, Almy, WY -- 38
  
20. 1882 -- Feb 03, explosion, Midlothian Coal Mine, Coalfield, VA -- 32
  
21. 1883 -- Jan 09, Explosion, Coulterville Coal Mine, Coulterville, IL -- 10
22. 1883 -- Feb 16, Diamond Coal Mine Roof Collapse & Flooding, Braidwood IL --69-74
  
23. 1884 -- Jan 24, Explosion, Crested Butte Coal Mine, Crested Butte, CO -- 59
24. 1884 -- Feb 20, Explosion, West Leisenring, Coal Mine, West Leisenring, PA -- 19
25. 1884 -- Mar 13, Explosion, Laurel Coal Mine, Pocahontas, VA -- 112
- 1884 -- Aug 21, Gas Asphyxiation, Buck Ridge Colliery, Shamokin, PA -- 7
26. 1884 -- Oct 08, Gale, Hyde Park Waterworks Crib cabin washed away, S. Chicago, IL-- 9-10
27. 1884 -- Oct 27, "Fire Damp" Gas Explos., Youngstown Coke Works, Uniontown, PA -- 14
  
28. 1885 -- Apr 06, Roof fall, Cuyler Coal Mine, Raven Run, PA -- 10



- 29. 1885 -- Aug 11, gas from boiler fire, West End Coal Mine, Mocanaqua, PA -- 12
- 30. 1885 -- Nov 13, explosion, Bull Domingo Silver/Gold Mine, Silver Cliff, CO -- 10
- 31. 1885 -- Dec 18, water breach/quicksand, Nanticoke Coal Mine #1, Nanticoke, PA --26-28

**MINING, Quarrying, Tunneling Events – CHRONOLOGICAL (Cont.)**

- 32. 1886 -- Jan 12, explosion, Almy No. 4 Coal Mine, Almy, WY -- 13
- 33. 1886 -- Jan 21, explosion, Newburg Coal Mine, Newburg, WV -- 39
- 34. 1886 -- Nov 26, gas explosion, Conyngham Coal Mine, Wilkes-Barre, PA -- 12
  
- 35. 1887 -- Apr 04, dust explosion, Savanna #2 Coal Mine, Savanna, OK -- 18
- 1887 -- June 04, rock fall, quarry, Birmingham, PA (near Altoona) -- 5-6
  
- 36. 1888 -- Mar 29, explosion, Keith & Perry No. 6 Coal Mine, Rich Hill, MO -- 24
- 37. 1888 -- Sep 11, premature explosion, Wickes Tunnel, Montana Central RR ~Helena, MT--10
- 38. 1888 -- Nov 03, Cook's Run Mine explosion, Kettle Creek Coal Mine, Westport, PA -- 18
- 39. 1888 -- Nov 09, explosion, Coal Mine Shaft No. 2, Frontenac, KS -- 40
  
- 40. 1889 -- May 09, car fall, Kaska William Coal Mine, Middleport, PA -- 10
- 41. 1889 -- Sep 09, flooding, White Ash Coal Mine, Golden, CO -- 10
- 1889 -- Nov 23, St. Lawrence copper mine fire, suffocation Anaconda mine, Butte, MT-- 6
- 42. 1889 -- Dec 22, Utica Gold Mine, North Shaft collapse/cave-in, Angels Camp, CA --16-17
  
- 1890 -- Feb 01, coal mine gas explosion, Nottingham Shaft, Plymouth, PA -- 8
- 43. 1890 -- May 15, explosion, Jersey No. 8 Coal Mine, Ashley, PA -- 28
- 44. 1890 -- June 16, fire, Hill Farm Coal Mine, Dunbar, PA -- 31
  
- 45. 1891 -- Jan 27, "fire damp" gas explosion, Mammoth coal mine No.1, Mammoth, PA -- ≥109
- 1891 -- Jan 05, steel cable breaks, hoist car falls, Utica Gold Mine, Angels Camp, CA -- 9
- 46. 1891 -- Feb 04, flooding, Jeansville Coal Mine, Near Hazleton, PA -- 17
- 47. 1891 -- May 22, explosion, Shaft No. 1, Pratt Coal Mine, Pratt City, AL -- 11
- 48. 1891 -- June 24, fire, Gould & Curry Gold/Silver Mine, Virginia City, NV -- 11
- 1891-- Nov 03/4, men fall from haulage cage, Anaconda Copper Mine, near Butte, MT-- 9
- 49. 1891 -- Nov 08, Susquehanna No. 1, Coal Mine explosion, Nanticoke, PA -- 12
  
- 50. 1892 -- Jan 07, Osage Coal Mine No. 11, blasting explodes gas/dust, Krebs, OK -->75-100
- 51. 1892 -- Apr 20, Lytle Coal Mine flooding, miners drown, near Minersville, PA -- 10
- 52. 1892 -- May 10, Roslyn Coal Mine No. 2 gas explosion, Roslyn, WA --all 45
- 1892 -- May 14, Anaconda Copper Mining Co., Anaconda Mine cave-in, Butte, MT -- 9
- 53. 1892 -- July 23, York Farm Coal Mine gas explosion, Pottsville, PA -- 15
  
- 54. 1893 -- Jan 10, explosion, Como Coal Mine, King, CO -- 24
- 1893 -- Feb 14, Chicago & Iowa coal mine explosion, Albia, IA -- 8
- 55. 1893 -- Apr 01, fire, Neilson Coal Mine, Shamokin, PA -- 10
- 1893 -- Apr 21, fire and suffocations, Silver Bow No 2 Copper Mine, Butte, MT -- 9
- 56. 1893 -- May 14, hoist cage overwind, Red Jacket Shaft Copper Mine, Calumet, MI -- 10

57. 1893 -- Sep 28, flooding, Mansfield Iron Mine, Crystal falls, MI -- 28

**MINING, Quarrying, Tunneling Events – CHRONOLOGICAL (Cont.)**

58. 1894 -- Feb 13, Gaylord Coal Mine roof collapse, Plymouth, PA -- 13

59. 1894 -- Aug 24, fire, asphyxiation, Franklin Coal Mine, Franklin, WA -- 37

60. 1895 -- Feb 27, explosion, White Ash Coal Mine, Cerrillos, NM -- 24

61. 1895 -- Mar 9 or 10, Fire, Old Abe Gold Mine, White Oaks, NM -- 5-9

62. 1895 -- Mar 20, Explosion, Red Canyon Coal Mine, Red Canyon, near Evanston, WY-- 60

63. 1895 -- Apr 08, Explosion, Blue Canyon Coal Mine, Lake Whatcom, WA -- 23

64. 1895 -- Aug 29, Flooding, Sleepy Hollow Gold Mine, Sleepy Hollow, CO -- 12

65. 1895 -- Sep 07, Fire, Osceolo Copper Mine Level 27, Calumet, MI -- 30

66. 1895 -- Dec 19, Explosion, Cumnock Coal Mine, Cumnock, NC -- 39

67. 1895 -- Dec 20, Explosion, Nelson Coal Mine, Dayton, TN -- 30

68. 1896 -- Feb 18, Vulcan Coal Mine Explosion, New Castle, CO -- 49

69. 1896 -- Mar 23, Explosion, Berwind Coal Mine, DuBois, PA -- 13

70. 1896 -- Jun 28, Roof Collapse and Flood, Twin Shaft Coal Mine, Pittston, PA -- 58

1896 -- Dec 26, Oswald coal mine explosion, Princeton, IN -- 7

71. 1897 -- Mar 04, Explosion, Kansas & Texas #44 Coal Mine, Huntington, AR -- 14

72. 1897 -- Sep 03, Explosion, Sunshine Coal Mine, Sunshine, CO -- 12

73. 1898 -- Jul 11, Gas Explosion, Lake Erie Water Works Tunnel, near Cleveland, OH -- 11

74. 1898 -- Aug 22, Carnegie Tunnel Wall Collapses burying workmen, ~Pittsburg, PA -- 8-10

75. 1898 -- Nov 5, Coal cars crash into Exeter shaft, onto haulage cage, West Pittston, PA-- 9

76. 1899 -- Dec 09, Explosion, Carbon Hill No. 7 Coal Mine, Carbonado, WA -- 31

77. 1899 -- Dec 23, Explosion, Braznell Mine Sumner Mine, Redstone Township, PA -- 19

78. 1900 -- Mar 06, Explosion, Red Ash Coal Mine, New River Canyon, WV -- 46

79. 1900 -- May 01, Powder / dust explosions, winter Quarters 1 & 4 coal mine, Scofield, UT -- ~231

80. 1900 -- May 23, Cumnock coal mine gas explosion, Cumnock, Chatham County, NC -- 23

81. 1900 -- Nov 02, Explosion, Southern Coal & Trans. Co. Mine, Berryburg, WV -- 15

82. 1901 -- Feb 25, Fire, Diamondville No. 1 Coal Mine, Diamondville, WY -- 26

83. 1901 -- May 15, Explosion, George's Creek, Chatham Mine, Farmington, WV -- 10

84. 1901 -- May 27, Dust Explosion, New Richmond Coal Mine, Dayton, TN --20-21

1901 -- June 4, Dynamite explosion, Chapin iron mine, Iron Mountain, MI -- 8

85. 1901 -- June 10, Explosion, Port Royal No. 2 Coal Mine, Port Royal, PA -- 19

86. 1901 -- Aug 14, Waterworks Crib Fire, two miles off Cleveland Harbor, OH<sup>1907</sup> --12-13

87. 1901 -- Oct 26, Explosion, Diamondville Coal Mine, Diamondville, WY -- 22

88. 1901 -- Nov 14 & 22, Fire, Baby and West Mines, Pocahontas Coal, Pocahontas, VA -- 17

89. 1901 -- Nov 20, Outside Fire, Suffocation in Smuggler-Union Mine, Telluride, CO -- 28

---

<sup>1907</sup> Cross listed in Mines Tunnels and Quarries.

**MINING, Quarrying, Tunneling Events – CHRONOLOGICAL (Cont.)**

90.	1902 -- Jan 07, copper mine cave-in, Negaunee, MI	--10-15
91.	1902 -- Jan 13, fire, Milby & Dow Coal Mine, Dow, OK	-- 10
92.	1902 -- Jan 24, coal mine explosion, Lost Creek Mining Co. No. 2, Oskaloosa, IA	-- 22
93.	1902 -- Mar 31, explosion, Nelson Coal Mine, Coal/Iron Co., Dayton, TN	-- 22
94.	1902 -- May 19, Explosion, Fraterville Mine, Coal Creek, TN	--184-227
95.	1902 -- July 10, Explosion, Rolling Mill Coal Mine, Johnstown, PA	-- 113
96.	1902 -- July 15, Daly-West lead/silver mine explosion/asphyxiations, Park City, UT	-- 34
97.	1902 -- Aug 07, explosion, Bowen Coal Mine, Bowen, CO	-- 13
98.	1902 -- Sep 15, gas explos., Algoma Coal & Coke Mine, Algoma, McDowell Ct. WV	-- 17
99.	1902 -- Oct 01, explosion, Lawson Coal Mine, Black Diamond, WA	-- 11
100.	1903 -- June 30, Explosion, Hanna No. 1 Coal Mine, Hanna, WY	-- 169
101.	1903 -- Nov 20, Explosion, Bonanza No. 20 Coal Mine, Bonanza, AR	-- 11
102.	1903 -- Nov 21, Explosion, Ferguson Coal Mine, Connellsville, PA	-- 17
103.	1904 -- Jan 25, Harwick Coal Mine blast and coal dust explosion, ~Cheswick, PA	-- 181
104.	1904 -- Jan 26, Mine Cage fall, Stratton Independence Gold Mine, Victor, CO	-- 15
105.	1904 -- May 11, Explosion, Big Muddy Coal Mine, Herrin, IL	-- 10
106.	1904 -- Oct 28, Explosion, Terico Coal Mine, Terico, CO	-- 21
107.	1904 -- Nov 02, Haulage Accident, Auchincloss Coal Mine, Nanticoke, PA	-- 10
108.	1904 -- Dec 07, Explosion, No. 5 Coal Mine, Burnett, WA	-- 17
109.	1905 -- Feb 20, Explosion, Virginia City Coal Mine, Virginia City, AL	-- 160
110.	1905 -- Mar 10, Explosion, Oswald Mine, Princeton Coal & Mining Co., Gibson, IN	-- 10
111.	1905 -- Mar 18, Explosion, Rush Run-Red Ash Coal Mine, Red Ash, WV	-- 24
	1905 -- Mar 22, Oswald coal mine explosion, Princeton, ID	-- 9
112.	1905 -- Apr 03, Explosion, Zeigler Coal Mine, Zeigler, IL	-- 49
113.	1905 -- Apr 26, Haulage Accident Conyngham Coal Mine, Wilkes-Barre, PA	-- 10
114.	1905 -- Apr 27, Explosion, Eleanora Coal Mine, Dubois, PA	-- 13
115.	1905 -- Apr 30, Explosion, No. 19 Coal Mine, Wilburton, OK	-- 13
	1905 -- May 12, Detonation of explosive materials, Cora copper mine, Butte, MT	-- 7
116.	1905 -- Aug 16, Quarry Landslide, Lehigh Portland Cement Co., Ormrod, PA	-- 12
117.	1905 -- Dec 02, Explosion, No. 1 Coal Mine, Diamondville, WY	-- 18
118.	1906 -- Jan 4, Powder Explosion, Coaldale Coal Mine, Mercer County, WV	--22-24
119.	1906 -- Jan 18, Dust Explosion, Detroit Coal Mine, Paint Creek, WV	-- 18
120.	1906 -- Jan 24, Explosion, Poteau No. 6 Coal Mine, Witteville, OK	-- 14
121.	1906 -- Feb 08, Gas Explosion, Parral Coal Mine Parral, WV	-- 23
122.	1906 -- Feb 19, Explosion, Maitland Coal Mine, Walsenburg, CO	-- 14
123.	1906 -- Feb 27, Explosion, Little Cahaba Coal Mine, Piper, AL	-- 12
124.	1906 -- Mar 22, Dust Explosion, Century Coal Mine, No. 1 Shaft, Century, WV	-- 23
125.	1906 -- Apr 22, Explosion, Cuatro Coal Mine, Tercio, CO	-- 18
126.	1906 -- Oct 03, Explosion, Pocahontas Coal Mine, Pocahontas, VA	-- 36

127. 1906 -- Oct 05, explosion, Dutchman Coal Mine, Blossburg, NM -- 10

**MINING, Quarrying, Tunneling Events – CHRONOLOGICAL (Cont.)**

128.	1907 -- Jan 23, Primero Coal Mine explosion, Primero, CO	-- 24
129.	1907 -- Jan 26, Powder Explosion, Lorentz Coal Mine, Penco, WV	-- 12
130.	1907 -- Jan 29, explosion, Stuart Colliery Coal Mine, Stuart, WV	-- 85
131.	1907 -- Feb 04, coal mine explosion (gas), Thomas #25, Thomas, Tucker Co., WV	-- 25
132.	1907 -- Mar 16, Explosion, Bond & Bruce Coal Mine, Tacoma, VA	-- 11
133.	1907 -- May 01, Gas Explosion, Whipple Coal Mine, Scarboro, WV	-- 16
134.	1907 -- May 11, Tunnel Dynamite Explosion, South & Western RR, Alta Pass, NC	-- 9-14
135.	1907 -- Nov 30, Fire, Fremont Gold Mine, Drytown, CA	-- 11
136.	1907 -- Dec 01, Explosion, Naomi Coal Mine, Fayette City, PA	-- 34
137.	1907 -- Dec 06, Gas/dust explosions, Fairmont Coal mines 6 & 8, Monongah WV-400-550	
138.	1907 -- Dec 07, Skip fall, Rolling Mill Iron Mine, Negaunee, MI	-- 10
139.	1907 -- Dec 16, "Windy shot" & dust explosion, Yolande No. 1 Coal Mine, Yolande AL	~57
140.	1907 -- Dec 19, Explosion, Darr Mine (Jacobs Creek), Monessen, PA	-- 239
141.	1907 -- Dec 31, Explosion, Bernal Coal Mine, Carthage, NM	-- 11
142.	1908 -- Mar 28, Explosion, Hanna No. 1 Coal Mine, Hanna, WY	-- 59
143.	1908 -- May 12, Explosion, Mount Lookout Coal Mine, Wyoming, PA	-- 12
144.	1908 -- Aug 26, Fire, Hailey-Oklahoma No. 1 Coal Mine, Haileyville, OK	-- 29
145.	1908 -- Nov 28, Rachel and Agnes Coal Mine Dust Explosion, Marianna, PA	--153-154
146.	1908 -- Dec 29, Pocahontas Coal Mine Explosion, Lick Branch, WV	-- 50
147.	1909 -- Jan 10, Explosion, Zeigler Coal Mine Zeigler, IL	-- 26
148.	1909 -- Jan 12, Explosion, Pocahontas Coal Mine, Lick Branch, WV	-- 67
	1909 -- Jan 19, Stone Canyon coal mine explosion, Chancellor, CA	-- 6
149.	1909 -- Jan 20, Magazine Explos., Water Tunnel Crib Fire, Lake Mich., ~Chicago IL	-- 53
150.	1909 -- Feb 02, Explosion, Short Creek Coal Mine, Short Creek, AL	-- 18
151.	1909 -- Mar 31, Explosion, Beury Brothers Echo Coal Mine, Beury, WV	-- 16
152.	1909 -- May 12, Dynamite Explosion, Calanan Quarry, South Bethlehem, NY	-- 23
153.	1909 -- June 23, Explosion, Lackawanna No. 4 Coal Mine, Wehrun, PA	-- 21
154.	1909 -- Oct 03, Explosion, Northwestern Coal Mine, Roslyn, WA	-- 10
155.	1909 -- Oct. 21, Explosion, Rock Island No. 8 Coal Mine, Hartshorne, OK	--10-11
156.	1909 -- Oct 31, Explos., Franklin No. 2 Coal Mine, Cambria Steel, Johnstown PA	--12-13
157.	1909 -- Nov 13, Fire, Cherry Mine (St. Paul Coal Co. No. 2), Cherry Hill, IL	-- 259
	1910 -- Jan 11, Coal Mine Gas Explosion, Nottingham Shaft, Plymouth, PA	-- 7
158.	1910 -- Jan 31, Explosion, Primero "A" Coal Mine, Primero, CO	-- 75
159.	1910 -- Feb 01, Explosion, Browder Coal Mine, Browder, KY	-- 34
160.	1910 -- Feb 05, Explosion, Ernest No. 2 Coal Mine, Ernest, PA	-- 12
161.	1910 -- Mar 02, Powder Explosion, Alaska-Mexico Gold Mine, Treadwell, AK	-- 37
162.	1910 -- Mar 11, Landslide, Norman Open-Pit Mine, Virginia, MN <sup>1908</sup>	-- 26
163.	1910 -- Apr 13, Explosion, Limestone Quarry, Nazareth, PA	-- 11

<sup>1908</sup> Cross-listed in Landslides.

164.	1910 -- Apr 20, explosion, Mulga Coal Mine, Mulga, AL	--	40
165.	1910 -- Apr 22, Youghiogheny/Ohio Coal Mine explosion, Amsterdam, OH	--	18
166.	1910 -- May 05, explosion, Coal Mine No. 3, Palos/Birmingham, AL	--	84
167.	1910 -- Jun 01, Explosion, Union Limestone Quarry, Devils Slide, UT	--	25
168.	1910 -- Sep 11, cave-in, Bergen Tunnel, Erie Railroad, Jersey City, NJ	--	11
169.	1910 -- Oct 08, Coal Mine Dust Explosion, Colorado Fuel Co., Starkville, CO	--	56
170.	1910 -- Nov 06, Explosion, Lawson Coal Mine, Black Diamond, WA	--	16
171.	1910 -- Nov 08, Explosion, Victor American No. 3 Coal Mine, Delagua, CO	--	79
172.	1910 -- Nov 25, Explosion, Providence No. 3 Coal Mine, Providence, KY	--	10
173.	1910 -- Nov 28, Gas Explosion, Jumbo Asphalt Mine, Durant, OK	--	13
174.	1910 -- Dec 14, Fire, Leyden Coal Mine, Leyden, CO	--	10
175.	1910 -- Dec 31, Haulage Disaster, Lick Fork Mine Red Jacket Coal, Thacker, WV	--	10

**MINING, Quarrying, Tunneling Events – CHRONOLOGICAL (Cont.)**

176.	1911 -- Feb 09, Explosion, Cokedale Coal Mine, Trinidad, CO	--	17
177.	1911 -- Jan 31, Suffocation, Tunnel Caisson, Pontoon, Passaic River, Newark, NJ	--	12
178.	1911 -- Feb 23, Fire/Asphyxiation, Belmont Gold/Silver Mine, Tonopah, NV	--	17
179.	1911 -- Mar 11, Slide, Norman Open Pit Iron Mine, Virginia, MN	--	14
	1911 -- Mar 18, Coal mine explosion, Mineral, KS	--	5
180.	1911 -- Apr 07, Fire, Price-Pancoast Coal Mine, Throop, PA	--	73
181.	1911 -- Apr 08, Banner Coal Mine Explosion, Pratt Consolidated, Littleton, AL	--128-129	
182.	1911 -- Apr 24, Explosion, Ott No. 20 Coal Mine, Elk Garden, WV	--	23
183.	1911 -- July 15, Explosion, Cascade Coal Co. Mine, Sykesville, PA	--	21
184.	1911 -- Sep 28, Cave-in, Shakespeare Placer Gold Mine, Dome Creek, AK	--	14
185.	1911 -- Oct 19, Shaft Flood, Wharton Iron Mine, Hibernia, New Jersey	--	12
186.	1911 -- Nov 18, Explosion, Bottom Creek Coal Mine, Bottom Creek, WV	--	18
187.	1911 -- Dec 09, Explosion, Cross Mountain Coal Mine, Briceville, TN	--	100
188.	1912 -- Mar 20, Explosion, San Bois No. 2 Coal Mine, McCurtain, OK	--	73
189.	1912 -- Mar 26, Explosion, Jed Coal Mine, Jed, WV	--	81
190.	1912 -- June 18, Explosion, Hastings Coal Mine, Hastings, Colorado	--	12
191.	1912 -- July 07, Dynamite Explosion, Eureka Pit Copper Mine Ely, NV	--	10
192.	1912 -- July 24, Inundation, Superba/Lemont Coal Mine, Evans Station, PA	--	18
193.	1912 -- Aug 13, Explosion, Abernant Coal Mine, Abernant, AL	--	18
194.	1913 -- Apr 23, Explosion, Pittsburgh Coal Co., Cincinnati Mine, Finleyville, PA	--	115
195.	1913 -- May 17, Explosion, Noble Coal Mine, Imperial Mining, Belle County, OH	--	15
196.	1913 -- Aug 02, Explosion, East Brookside Coal Mine, Tower City, PA	--	20
197.	1913 -- Oct 22, Stag Canon No. 2 coal mine over-blast & dust explosion, Dawson NM	--263	
198.	1913 -- Nov 18, Explosion, Acton No. 2 Coal Mine, Acton, AL	--	24
199.	1913 -- Dec 16, Explosion, Vulcan Coal Mine, New Castle, CO	--	37
200.	1914 -- Jan 10, Explosion, Rock Castle Coal Mine, Rock Castle, AL	--	12
201.	1914 -- Apr 28, New River Coal Mine Nos. 5 & 6 gas & dust explosions, Eccles, WV	--183	
202.	1914 -- Sep 04, Roof fall, No. 1 Coal Mine, Adamson, OK	--	13

203.	1914 -- Sep 17, cave-in, Centennial-Eureka Gold Mine, Eureka, UT	--	11
204.	1914 -- Oct 05, Mulga Coal Mine explosion, Mulga, AL	--	16
205.	1914 -- Oct 27, North No. 1 Coal Mine explosion, Royaltan, IL	--	52
206.	1914 -- Dec 09, haulage accident, Tripp Coal Mine, Scranton, PA	--	13

**MINING, Quarrying, Tunneling Events – CHRONOLOGICAL (Cont.)**

207.	1915 -- Feb 06, explosion, Carlisle Coal Mine, Oak Hill, WV	--20-22	
208.	1915 -- Feb 17, gas explosion, Oakwood Shaft, Prospect Coal Mine, Wilkes-Barre, PA	--	13
	1915 -- Feb 18, New Home coal mine shaft number 2 explosion, Rich Hill, MO	--	5
209.	1915 -- Mar 02, explosion, Layland # 3 Coal Mine, New River Canyon, WV	--	119
210.	1915 -- Apr 05, explosion, Panama No. 1 Coal Mine, Panama, IL	--	11
	1915 -- May 24, gas explosion, Mine No. 1, Smokeless Coal Co., ~Johnstown, PA	--	9
	1915 -- July 27, explosion, Mine No. 1, United Coal Co., Christopher, IL	--	9
	1915 -- July 30, mine-car accident, Patterson No. 2 Coal Mine, Elizabeth, PA	--	9
211.	1915 -- Aug 31, explosion, Orenda Coal Mine, Boswell, PA	--	19
212.	1915 -- Oct 19, dynamite explosion, Granite Mt. Copper Mine, Butte, MT	--	16
213.	1915 -- Nov 16, dust explosion, Pacific Northwestern Coal Mine, Ravensdale, WA	--	31
214.	1915 -- Nov 30, explosion, Hanna Coal Co. Boomer Mine, Boomer, WV	--	23
	1916 -- Feb 08, gas explos., Lance Mine, Lehigh/Wilkes-Barre Coal Co., Plymouth, PA	--	7
215.	1916 -- Feb 11, explosion, Ernest No. 2 Coal Mine, Ernest, PA	--	27
216.	1916 -- Feb 14, fire, Pennsylvania Copper Mine, Butte, MT	--	21
217.	1916 -- Feb 29, dust explos. Davis Coal & Coke Co., Mine No. 42., ~Kempton, MD	--	16
218.	1916 -- Mar 28, explosion, King Coal Co., Mine No. 28, Vivian, WV	--	10
	1916 -- Mar 30, explosion, Robindale Mine, Conemaugh Smokeless Coal, Seward, PA	--	8
219.	1916 -- July 24, gas explosion, Cleveland Waterworks Tunnel, Cleveland, OH	--21-23	
220.	1916 -- Oct 19, explosion, Jamison Coal No. 7 Mine, Barrackville, WV	--	10
221.	1916 -- Oct 22, explosion, Marvel (Roden Mine) Coal Mine, Marvel, AL	--	18
222.	1916 -- Nov 04, explosion, Bessie Coal Mine, Palos, AL	--	30
223.	1916 -- Dec 13, explosion, Fidelity No. 9 Coal Mine, Stone City, KS	--	20
224.	1917 -- Mar 13, explosion, No. 1 Coal Mine, Hendersonville, PA	--	14
225.	1917 -- Apr 27, explosion, Hastings Coal Mine, near Trinidad, CO	--	121
226.	1917 -- June 08, shaft fire, Granite Mountain Speculator copper mine, Butte, MT	--161-168	
227.	1917 -- Aug 04, explosion, West Kentucky No. 7 Coal Mine, Clay, KY	--	62
228.	1917 -- Nov 29, explosion, Old Ben No. 11 Coal Mine, Christopher, IL	--	18
229.	1917 -- Dec 15, explosion, Yukon Pocahontas Coal Mine, Susanna, WV	--	18
230.	1917 -- Dec 20, explosion, No. 3 Coal Mine, Catoosa, TN	--	11
231.	1918 -- Feb 21, cave-in, Amasa-Porter Iron Mine, Crystal falls, MI	--	17
232.	1918 -- May 20, fire, Mill Creek Cannel Mining Co. Mine, Charleston, WV	--	13
233.	1918 -- June 27, powder explosion, Silver Open Pit Iron Mine, Virginia, MN	--	18
234.	1918 -- Aug 28, explosion, Burnett Coal Mine, Burnett, WA	--	12
235.	1918 -- Sep 28, explosion, North Coal Mine, Royaltan, IL	--	21

236.	1919 -- Mar 31, explosion, Empire Coal Mine, Aguilar, CO	--	13
237.	1919 -- Apr 29, explosion, Majestic Coal Mine, Majestic, AL	--	22
238.	1919 -- Jun 05, explosion, Baltimore Tunnel No. 2 Coal Mine, Wilkes-Barre, PA	--92-93	
239.	1919 -- Jun 30, explosion, Alderson No. 5 Coal Mine, Alderson, OK	--	15
240.	1919 -- Aug 18, gas explosion, Oakdale Coal Mine, La Veta, CO	--	18
241.	1919 -- Oct 29, fire, Amsterdam No. 2 Coal Mine, Amsterdam, OH	--	20

**MINING, Quarrying, Tunneling Events – CHRONOLOGICAL (Cont.)**

	1920 -- Apr 15, gas explosion, Jefferson Island salt mine, Delcambre, LA	--	6
242.	1920 -- Apr 19, Explosion, Majestic Coal Mine, Birmingham, AL	--	16
	1920 -- May 3, Submarine coal mine explosion, Clinton, IN	--	5
	1920 -- Aug 13, Premature Dynamite Explosion; Boxley Quarry; Pounding Mill, VA--		9
243.	1920 -- Aug 21, Explosion, No. 19 Coal Mine, Degnan, OK	--	10
244.	1920 -- Nov 23, Explosion, Parrish Coal Mine, Parrish, AL	--	12
245.	1921 -- Aug 31, Explosion, Harco Coal Mine, Harrisburg, IL	--	12
246.	1922 -- Feb 02, Explosion, Gates No, 2 Coal Mine, Gates, PA	--	25
247.	1922 -- Mar 24, Explosion, Sopris No. 2 Coal Mine, Sopris, CO	--	17
248.	1922 -- May 25, Explosion, Acmar No. 3 Coal Mine, Acmar, AL	--	11
	1922 -- June 27, Explosion, Holston marble quarry, Strawberry plains ~Knoxville, TN--		9
249.	1922 -- Aug 27, Fire, Argonaut Gold Mine, Jackson, CA	--	47
	1922 -- Nov 5, Anthracite coal mine explosion in number four shaft, Madrid, NM	--	7
250.	1922 -- Nov 6, Explosion, Reilly No. 1 Coal Mine, Spangler, PA	--	79
251.	1922 -- Nov 22, Explosion, Dolomite No. 3 Coal Mine, Dolomite, AL	--	90
252.	1922 -- Nov 25, Explosion, Cerillos No. 4 Coal Mine, Cerillos, NM	--	12
253.	1923 -- Feb 8, Electrical arcs & dust explosion, Stag Canon 1 coal mine, Dawson, NM--		120
254.	1923 -- Mar 02, Explosion, Weyanoke Coal Co. Mine, Arista, WV	--	10
255.	1923 -- May 05, Explosion, Southwestern Coal Mine, Aguilar, CO	--	10
256.	1923 -- Aug 14, Explosion, Frontier No. 1 Coal Mine, Kemmerer, WY	--	99
257.	1923 -- Nov 06, Explosion, Raleigh-Wyoming, Glen Rogers Mine, Beckley, WV	--	27
258.	1924 -- Jan 25, Explosion, McClintock Coal Mine, Johnston City, IL	--	33
259.	1924 -- Jan 26, Explosion, Lancashire No. 18 Coal Mine, Shanktown, PA	--	36
260.	1924 -- Feb 05, Flooding, Milford Iron Ore Mine, Crosby, MN	--	41
261.	1924 -- Mar 08, Castle Gate #2 Coal Mine gas & dust explosions, Castle Gate, UT	--	172
262.	1924 -- Mar 28, Explosion, Yukon Pocahontas #2 Coal Mine, Yukon, WV	--	26
263.	1924 -- Apr 28, Coal Mine gas explosion (killing all inside), Benwood, WV0	--	119
264.	1924 -- Jun 06, Explosion, Loomis Collieries Coal Mine, Nanticoke, PA	--	14
265.	1924 -- July 25, Explosion, Gates No. 1 Coal Mine, Brownsville, PA	--	10
266.	1924 -- Sep 16, Explosion, Sublet No. 5 Coal Mine, Sublet, WY	--	39
267.	1925 -- Feb 20, Explosion, City Coal Mine, Sullivan, IN	--	52
268.	1925 -- Mar 17, Explosion, Bethlehem Mines Coal Mine, Barrackville, WV	--	33

269.	1925 -- May 27, Carolina Coal Mine explosion, Farmville (Coal Glen), NC	--	53
270.	1925 -- June 08, Dorrance No. 9 Coal Mine explosion, Sturgis, KY	--	17
271.	1925 -- July 23, Explosion, Rockwood Coal Mine, Rockwood, TN	--	10
272.	1925 -- Aug 03, Explosion, No. 9 Coal Mine, Wilkes-Barre, PA	--	10
273.	1925 -- Dec 10, explosion, Overton No. 2 Coal Mine, Irondale, AL	--	53
	1925 -- Dec 22, Fire, Webb Coal Mine, Bellaire, OH	--	9

**MINING, Quarrying, Tunneling Events – CHRONOLOGICAL (Cont.)**

274.	1926 -- Jan 13, Explosion, No. 21 Coal Mine, Wilburton, OK	--	91
275.	1926 -- Jan 14, Explosion, Mine No. 8, Jamison Coal Co., Farmington, WV	--	19
276.	1926 -- Jan 29, Explosion, Mossboro No. 1 Coal Mine, Helena, AL	--	27
277.	1926 -- Feb 03, Explosion, Horning No. 4, Coal Mine, Horning, PA	--	20
278.	1926 -- Mar 08, Explosion, Crab Orchard/Eccles No. 5 Coal Mine, Eccles, WV	--	20
279.	1926 -- Aug 26, Explosion, Clymer No. 1 Coal Mine, Clymer, PA	--	44
280.	1926 -- Sep 03, Explosion, Tahona Coal Mine, Tahona, OK	--	16
281.	1926 -- Oct 04, Explosion, Rockwood Coal Mine, Rockwood, TN	--	27
282.	1926 -- Nov 03, Flooding, Barnes Hecker Iron Mine, Ishpeming, MI	--	51
283.	1926 -- Dec 09, Explosion, Francisco No. 2 Coal Mine, Francisco, IN	--	37
284.	1927 -- Apr 30, Explosion, Federal No. 3 Coal Mine, Everettville, WV	--	111
285.	1927 -- Aug 03, Explosion, West Kentucky No. 7 Coal Mine, Clay, KY	--	15
286.	1928 -- Jan 09, Explosion, No. 18 Coal Mine, West Frankfort, IL	--	21
287.	1928 -- Feb 20, Explosion, Kinloch Coal Mine, Parnassus, PA	--	12
288.	1928 -- Feb 24, Explosion, Mama No. 3 Coal Mine, Jenny Lind, AR	--	13
289.	1928 -- May 19, Pickands-Mather Coal Mine, gas and dust explosion, Mather, PA	--	195
290.	1928 -- May 22, Explosion, Yukon Pocahontas Coal Mine No. 1, Yukon, WV	--	17
291.	1928 -- May 25, Explosion, Baltimore No. 5 Coal Mine, Parsons, PA	--	10
292.	1928 -- Aug 15, Explosion, Irvona No. 3 Coal Mine, Coalport, PA	--	13
293.	1929 -- Jan 26, Explosion, Kingston Pocahontas Coal Mine, Kingston, WV	--	14
294.	1929 -- Mar 21, Explosion, Kinloch Coal Mine, Parnassus, PA	--	46
295.	1929 -- May 27, Explosion, Connellsville Coal Mine, Yolande, AL	--	10
296.	1929 -- Dec 17, Explosion, Old Town Coal Mine, McAlester, OK	--	61
297.	1930 -- Feb 06, Explosion, Standard Coal Mine, Standardville, UT	--	23
298.	1930 -- Mar 26, Explosion, Crown Coal Co, Yukon Mine, Arnettsville, WV	--	12
299.	1930 -- Mar 30, Explosion, Pioneer Coal Mine, Kettle Island, KY	--	16
300.	1930 -- Apr 12, Explosion, Carbonado Coal Mine, Carbonado, WA	--	17
	1930 -- July 14, Fire, Glenn gold mine, Placer County, CA	--	5
301.	1930 -- Oct 27, Explosion, Wheatley No. 4 Coal Mine, McAlester, OK	--	30
302.	1930 -- Nov 05, Methane Explosion, Sunday Creek Coal Mine No. 6, Millfield, OH	--	82
303.	1930 -- Nov 29, Explosion, Lutie No. 5 Coal Mine, Lutie, OK	--	15
	1930 -- Dec 6, Lamb coal mine explosion, Madrid, NM	--	5



304. 1931 -- Jan 28, Little Betty Coal Mine gas explosion, Dugger, near Linton, IN -- 28  
 305. 1931 -- Apr 13, tunnel fire and carbon monoxide poisoning, Chicago IL -- 11

**MINING, Quarrying, Tunneling Events – CHRONOLOGICAL (Cont.)**

306. 1932 -- Feb 27, explosion, Boissevain Coal Mine, Boissevain, VA -- 38  
 307. 1932 -- June 13, explosion, Splashdam No. 6 Coal Mine, Splashdam, VA -- 10  
 308. 1932 -- Dec 07, explosion, Morgan-James Coal Mine, Madrid, NM -- 14  
 309. 1932 -- Dec 09, explosion, Zero Coal Mine, Yancey, KY -- 23  
 310. 1932 -- Dec 24, Coal Mine methane gas explosion, Moweaqua, Shelby Co., IL -- 54
311. 1934 -- Aug 06, explosion, Derby No. 3 Coal Mine, Big Stone Gap, VA -- 17  
 1934 -- Nov 12, Rohl Connolly granite quarry explosives detonation, Avalon, CA -- 9
312. 1935 -- Jan 21, gas explosion, Gilberton Coal Mine. Gilberton, PA -- 13
- 1936 -- Aug 01, fire, Kathleen Coal Mine, Dowell, IL -- 9
313. 1936 -- Sep 02, Hutchinson Coal Co. MacBeth mine gas/dust explosion, Macbeth, WV-- 10  
 314. 1936 -- Oct 06, Morning lead mine shaft cable breaks, cage falls 900 feet, Mullan, ID-- 10  
 1936 -- Nov 30, Funkhouser slate quarry explosives detonation, Delta, PA -- 9
- 1937 -- Feb 19, detonation of explosives, Walker copper quarry, Walkermine, CA -- 6
315. 1937 -- Mar 11, MacBeth Coal Mine. Gas and coal dust explosion, MacBeth, WV -- 18  
 316. 1937 -- July 15, Baker Coal Mine (Glendora Coal Co.) Gas Explosion, Sullivan, IN -- 20  
 317. 1937 -- Oct 15, Mulga Coal Mine methane gas explosion (lighting lamp), Mulga, AL-- 34  
 318. 1937 -- Oct 26, Evan-Jones Co. Coal Mine gas and dust explosion, Jonesville, AK -- 14
319. 1938 -- Jan 12, Harwick Coal Mine #7 methane gas/coal dust explosion, Harwick, PA-- 10  
 320. 1938 -- Apr 22, Red Jacket Coal Co., Keen Mountain Mine Explosion, Hanger, VA -- 45  
 321. 1938 -- June 2, gas explosion, Butler Slope Coal Mine, Pittston, PA -- 10  
 1938 -- Aug 31 dynamite explosion, Asheville granite quarry, Asheville, NC -- 5
322. 1939 -- July 14, Duvin Coal Co. Mine, dust explosion, Providence, KY -- 28
323. 1940 -- Jan 10, Pond Creek Coal Co. No. 1. mine gas/coal dust explosion, Bartley WV-- 91  
 324. 1940 -- Mar 16, Hanna Coal Co. Willow Grove No.10 mine dust explosion, Neffs, OH-- 72  
 325. 1940 -- July 15, coal mine gas explosion, Sonman "E", Portage, Cambria County, PA-- 63  
 326. 1940 -- Aug 27, coal mine gas explosion, Bates No. 2 Coal Mine, Bates, AR -- 10  
 327. 1940 -- Nov 29, OH-PA Coal Co.'s Nelms #1 mine gas/dust explosion, NE of Cadez, OH-- 31
328. 1941 -- May 22, Bicknell Panhandle No. 2 Coal Mine gas explosion, Bicknell, IN -- 14  
 329. 1941 -- July 10, AL Fuel & Iron Co. Acmar No. 6 coal mine gas explosion, Acmar, AL-- 11  
 330. 1941 -- Oct 27, Daniel Boone Coal Mine gas explosion, Daniel Boone, KY -- 15
331. 1942 -- Jan 27, explosion, Wadge Coal Mine, Mount Harris, CO -- 34  
 332. 1942 -- Mar 26, asphyxiation, Sandts Eddy Limestone Quarry, Allentown, PA -- 31

- 1942 -- May 11, Peerless coal mine number 2 shaft explosion, Excelsior, AR -- 6  
 333. 1942 -- May 12, Christopher No. 3 Coal Mine explosion, Osage, WV -- 56  
 334. 1942 -- July 9, Pursglove No. 2 coal mine roof-fall & gas/dust explosion, Pursglove, WV--20

**MINING, Quarrying, Tunneling Events – CHRONOLOGICAL (continued):**

335. 1943 -- Jan 08, Pursglove Coal Mine No. 15 fire, Pursglove, WV -- 13  
 336. 1943 -- Feb 27, gas explosion, Smith Coal Mine #3, Bearcreek-Washoe area, MT<sup>1909</sup>--74-75  
 337. 1943 -- May 05, Etna Coal and Coke Co. NuRex coal mine gas explosion, LaFollette, TN--10  
 338. 1943 -- May 11, Praco No. 10 coal mine methane gas and dust explosions, Praco, AL-- 12  
 339. 1943 -- Aug 28-29, Sayreton No. 2 coal mine methane gas explosions, Birmingham, AL--28  
 340. 1943 -- Sep 16, Three Point Coal Mine methane gas explosion, Three Point, KY -- 12  
 341. 1943 -- Sep 24, Moffet Schrader Coal Co., Primrose Mine gas explosion, Forestville, PA--14  
 342. 1943 -- Nov 6, American Rolling Mill Co., Nellis Mine No. 3 methane explos., Madison, WV--11  
  
 343. 1944 -- Mar 25, Katherine Coal Mine No. 4 fire and gas/dust explosion, Shinnston, WV--16  
 344. 1944 -- July 05, fire, Powhatan No. 1 Coal Mine, Powhatan Point, OH -- 66  
 1944 -- July 28, Brilliant coal mine no. 2 shaft explosion, Brilliant, NM -- 6  
  
 345. 1945 -- May 09, Sunnyside No. 1 coal mine methane explosion, Sunnyside, UT -- 23  
 346. 1945 -- Dec 26, Belva No. 1 coal mine gas and dust explosion, Fourmile, KY -- 25  
  
 347. 1946 -- Jan 15, excessive charge explosion, No. 9 Havaco coal mine, New River Co, Havaco, WV--15  
 348. 1946 -- Apr 18, Great Valley Coal Mine methane gas explosion, McCoy, VA -- 12  
  
 349. 1947 -- Jan 15, Glen Alden Coal Co., Nottingham Coal Mine gas explosion, Plymouth, PA-- 15  
 350. 1947 -- Mar 25, blasting causes dust explosion, Centralia No. 5 Coal Mine ~Centralia IL-- 111  
 351. 1947 -- Apr 10, methane gas explosion, Schooley shaft, Knox Coal Co., Exeter, PA -- 10  
 1947 -- Apr 30, mining blast raises coal dust; explosion; Spring Hill Coal Co., Kerns Mine, Terre Haute IN--8  
 352. 1947 -- July 24, Old Ben No. 8 coal mine methane gas/dust explosion, West Frankfort, IL--27  
  
 1948 -- Feb 28, Sun Excelsior coal mine explosion, Excelsior, AR -- 8  
 353. 1948 -- July 27, Princeton Mining Co., King Coal Mine gas explosion, Princeton, IN-- 13  
 354. 1948 -- July 30, T.C.I. Co. Edgewater Coal Mine gas explosion, near Birmingham, AL-- 11  
 1948 -- Nov 4, George M. Nethken Coal Co., Milt No. 1 mine fire suffocations, Kitzmiller MD--5  
  
 1950 -- July 16, U.S. and Lark Mine (lead-zinc) and smelting refining co. fire, Lark, UT-- 5  
  
 355. 1951 -- Jan 18, gas explosion, Burning Springs Collieries, Kermit, WV -- 11  
 356. 1951 -- Oct 15, Bunker Mine methane gas explosion, Trotter Coal Co., Cassville, WV-- 10  
 357. 1951 -- Oct 31, Truax-Traer Coal Co. Mine No. 1 dust explosion, United, WV -- 12  
 358. 1951 -- Dec 21, New Orient Coal Mine #2 electric spark/gas explosion, West Frankfort IL--119  
  
 1953 -- Mar 30, O'Brien coal mine coal-dust explosion/2, CO poisoning/3, Lovilia, IA-- 5  
 359. 1954 -- Nov 13, Jamison Coal Co. Mine No. 9 gas & dust explosion, Farmington, WV-- 16

<sup>1909</sup> Difference between 74 and 75 has to do with the death of a rescuer several weeks later from his gas exposure.

- 1957 -- Jan 18, Evan Jones Coal Mine explosion, Jonesville, AK -- 5  
 360. 1957 -- Feb 04, Pocahontas Fuel Co. coal mine No. 34 gas explosion, Bishop, VA/WV-- 37  
 361. 1957 -- Dec 27, Pocahontas Fuel Co. coal mine 31 methane gas explos., McDowell Co., WV<sup>1910</sup>-- 11  
 362. 1958 -- Oct 27, Pocahontas Fuel Co. Mine No. 34 methane gas explosion, Bishop, WV-- 22  
 363. 1958 -- Oct 28, Oglebay Norton's Burton coal mine gas explosion, ~Craigsville, WV-- 14  
 364. 1959 -- Jan 22, Susquehanna Riv. breaks into River Slope Mine/Knox Coal Co., Port Griffith, PA--12

**MINING, Quarrying, Tunneling Events – CHRONOLOGICAL (Cont.)**

365. 1960 -- Mar 08, fire, Island Creek Coal Co. No. 22 Mine, Holden, WV -- 18  
 366. 1961 -- Mar 02, Viking Coal Mine Air dust explosion, near Terre Haute, IN -- 22  
 367. 1962 -- Jan 10, Blue Blaze No. 2 Coal Mine gas and dust explosion, Carterville, IL -- 11  
 368. 1962 -- Dec 06, Robena No. 3 Coal Mine gas and dust explosions, Carmichaels, PA -- 37  
 369. 1963 -- Apr 25, gas explosion, Clinchfield Coal Compass #2 Mine, Dola, WV -- 22  
 370. 1963 -- Aug 27, Texas Gulf Sulfur Co., Potash Mine gas explosion, near Moab, UT -- 18  
 1963 -- Dec 16, Carbon No. 2 coal mine methane gas/coal dust explosion, Helper, UT-- 9  
 1968 -- Mar 06, Cargill Salt Mine shaft fire, CO asphyxiation, Belle Isle, LA<sup>1911</sup> -- 21  
 371. 1968 -- Nov 20, explosion, Consol 9 Coal Mine, Farmington, WV -- 78  
  
 372. 1970 -- Dec 30, Finley Coal Co. No. 15 & 16 explosion ignites coal dust, Hyden, KY-- 38  
 373. 1971 -- June 24, gas explosion, California Water Project tunnel under const., Sylmar, CA--17  
 374. 1971 -- Dec 11, nat. gas explos., Lake Huron water tunnel const. proj., Port Huron, MI-- 22  
 375. 1972 -- May 02, fire and CO gas asphyxiation, Sunshine Silver Mine, Kellogg, ID -- 91  
 1972 -- July 22, Blacksville #1 coal mine fire and asphyxiations, near Blacksville, WV-- 9  
 376. 1976 -- Mar 9 & 11, methane gas explosions, Scotia Coal Mine, Oven Fork, KY --(15 & 11) 26  
 1979 -- June 08, gas explosion, Belle Isle Mine, Franklin, LA -- 5  
  
 377. 1981 -- Apr 15, Dutch Creek No. 1 methane/coal dust mine explos., Redstone, CO -- 15  
 378. 1981 -- Dec 08, Grundy Mining Coal Mine No. 21 methane gas explos., Whitwell, TN-- 13  
 379. 1984 -- Dec 19, fire, Emery Mining, Wilberg Mine, Orangeville, UT -- 27  
 380. 1989 -- Sep 13, William Station Coal Mine gas explosion, Wheatcroft, KY -- 10  
  
 381. 2001 -- Sep 23, Jim Walter Resources No. 5 Coal Mine gas explosion, Brookwood, AL-- 13  
  
 382. 2006 -- Jan 02, lightning/explosion, Sago Coal Mine, Tallmansville, WV<sup>1912</sup> -- 12  
 2007 -- Aug 6, Crandall Canyon Coal Mine wall collapse (3 rescuers die Aug 16), Emery Co., UT-- 9  
 383. 2010 -- Apr 05, Upper Big Branch Coal Mine gas explosion, Montcoal, WV -- 29

---

<sup>1910</sup> The explosion was near Amonate VA, near WV border. West Virginia Department of Mines investigated in that the shaft where coal was taken out (as well as bodies of victims) was in West Virginia.

<sup>1911</sup> Cross-listed in Carbon Monoxide poisoning typology.

<sup>1912</sup> Cross listed in Lightning.

**QUARRYING** Subset – **By Mortality**

1. 1942 -- Mar 26, Sandts Eddy Limestone Quarry asphyxiations, Allentown, PA -- 31
2. 1910 -- June 01, Explosion, Union Limestone Quarry, Devils Slide, UT -- 25
3. 1909 -- May 12, Dynamite Explosion, Calanan Quarry, South Bethlehem, NY -- 23
4. 1905 -- Aug 16, Quarry Landslide, Lehigh Cement Co., Ormrod, near Allentown, PA -- 12
5. 1910 -- Apr 13, Explosion, Limestone Quarry, Nazareth, PA -- 11
6. 1905 -- Oct 06, Rock-fall, Vermont Slate Co. Briar Hill Quarry, Pawlet, VT -- 8-10
  
- 1920 -- Aug 13, Premature Dynamite Explosion; Boxley Quarry; Pounding Mill, VA -- 9
- 1922 -- June 27, Explosion, Holston marble quarry, Strawberry plains ~Knoxville, TN-- 9
- 1934 -- Nov 12, Rohl Connolly granite quarry explosives detonation, Avalon, CA -- 9
- 1936 -- Nov 30, Funkhouser slate quarry explosives detonation, Delta, PA -- 9
- 1887 -- June 4, Rock fall, Quarry, Birmingham, PA (near Altoona) -- 5-6
- 1937 -- Feb 19, Detonation of explosives, Walker copper quarry, Walkermine, CA -- 6
- 1938 -- Aug 31 Dynamite explosion, Asheville granite quarry, Asheville, NC -- 5

**QUARRYING** Subset -- **Chronological**

- 1887 -- June 4, Rock fall, Quarry, Birmingham, PA (near Altoona) -- 5-6
  
1. 1905 -- Aug 16, Quarry Landslide, Lehigh Cement Co., Ormrod, near Allentown, PA -- 12
2. 1905 -- Oct 06, Rock-fall, Vermont Slate Co. Briar Hill Quarry, Pawlet, VT -- 8-10
3. 1909 -- May 12, Dynamite Explosion, Calanan Quarry, South Bethlehem, NY -- 23
  
4. 1910 -- Apr 13, Explosion, Limestone Quarry, Nazareth, PA -- 11
5. 1910 -- June 1, Explosion, Union Limestone Quarry, Devils Slide, UT -- 25
  
- 1920 -- Aug 13, Premature Dynamite Explosion; Boxley Quarry; Pounding Mill, VA -- 9
- 1922 -- June 27, Explosion, Holston marble quarry, Strawberry plains ~Knoxville, TN-- 9
  
- 1934 -- Nov 12, Rohl Connolly granite quarry explosives detonation, Avalon, CA -- 9
- 1936 -- Nov 30, Funkhouser slate quarry explosives detonation, Delta, PA -- 9
- 1937 -- Feb 19, Detonation of explosives, Walker copper quarry, Walkermine, CA -- 6
- 1938 -- Aug 31 Dynamite explosion, Asheville granite quarry, Asheville, NC -- 5
  
6. 1942 -- Mar 26, asphyxiation, Sandts Eddy Limestone Quarry, Allentown, PA -- 31

**Mining, Quarrying, Tunneling Events – By Mortality**

**SUBSIDENCE** due to Mining Undermining Subset

1. 1869 -- Dec 18, Subsidence, Houses fall into Coal Mine, Stockton, near Hazelton, PA -- 6-15

## Mining, Quarrying, Tunneling Events – By Mortality

### TUNNELING Subset – By Mortality

1. 1909 -- Jan 20, Magazine Explos., Water Tunnel Crib Fire, Lake Mich., ~ Chicago, IL-- 53
2. 1879 -- Nov 18, Gas Explosions, Railroad Tunnel No. 3, near San Jose, CA -- ~30
3. 1916 -- July 24, Gas Explosion, Cleveland Waterworks Tunnel, Cleveland, OH --21-23
4. 1971 -- Dec 11, Gas Explosion, Lake Huron Water Tunnel, Port Huron, MI -- 22
5. 1880 -- July 20, Tunnel Construc. Failure (Blowout), Hudson Riv, Jersey City, NJ -- 21
6. 1971 -- June 24, gas explosion, California Water Project tunnel under const., Sylmar, CA--17
7. 1907 -- May 11, Tunnel Dynamite Explosion, South & Western RR, Alta Pass, NC -- 9-14
8. 1867 -- Oct 19, Naphtha Explosion/Fire, Hoosac Tunnel, Northern Berkshires, MA -- 13
9. 1901 -- Aug 14, Waterworks Crib Fire, two miles off Cleveland Harbor, OH<sup>1913</sup> --12-13
10. 1911 -- Jan 31, Suffocation, Tunnel Caisson, Pontoon, Passaic River, Newark, NJ -- 12
  
11. 1898 -- July 11, Gas Explosion, Lake Erie Water Works Tunnel, near Cleveland, OH -- 11
12. 1910 -- Sep 11, Cave-in, Bergen Tunnel, Erie Railroad, Jersey City, NJ -- 11
13. 1931 -- Apr 13, Fire/Carbon Monoxide Poisoning, Tunnel, Chicago IL -- 11
14. 1884 -- Oct 08, Gale, Hyde Park Waterworks Crib cabin washed away, S. Chicago, IL-- 9-10
15. 1888 -- Sep 11, Premature Explos., Wickes Tunnel, Montana Central RR ~Helena, MT-- 10
16. 1898 -- Aug 22, Carnegie Tunnel Wall Collapses burying workmen, ~Pittsburg, PA -- 8-10

### TUNNELING Subset – Chronological

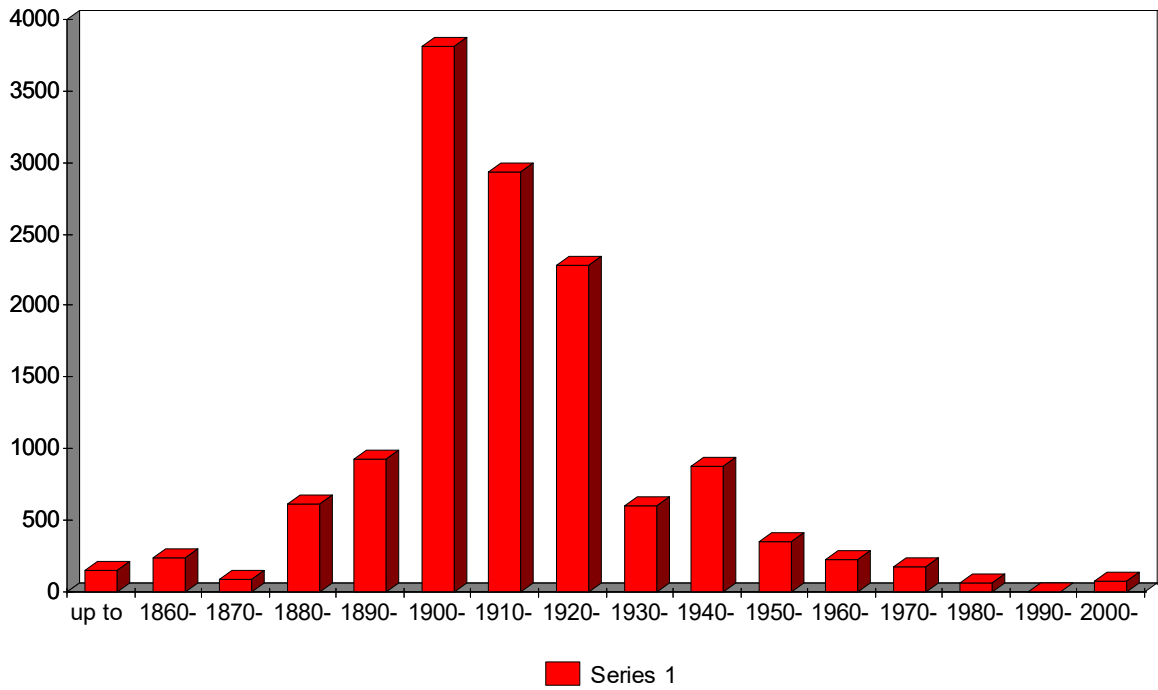
1. 1867 -- Oct 19, naphtha explosion and fire, Hoosac Tunnel, Northern Berkshires, MA -- 13
2. 1879 -- Nov 18, gas explosions, Railroad Tunnel No. 3, near San Jose, CA -- ~30
3. 1880 -- July 20, tunnel construction failure (blowout), Hudson River, Jersey City, NJ -- 21
4. 1884 -- Oct 08, gale, Hyde Park Waterworks crib cabin washed away, S. Chicago, IL -- 9-10
5. 1888 -- Sep 11, premature explos., Wickes Tunnel, Montana Central RR ~Helena, MT-- 10
6. 1898 -- July 11, Lake Erie Water Works tunnel gas explosion, near Cleveland, OH -- 11
7. 1898 -- Aug 22, Carnegie Tunnel wall collapses burying workmen, near Pittsburg, PA -- 8-10
8. 1901 -- Aug 14, waterworks crib fire, two miles off Cleveland Harbor, OH<sup>1914</sup> --12-13
9. 1907 -- May 11, South & Western RR tunnel dynamite explosion, Alta Pass, NC -- 9-14
10. 1909 -- Jan 20, magazine explosion, water tunnel crib fire, Lake Mich., ~ Chicago, IL -- 53
11. 1910 -- Sep 11, Bergen Tunnel cave-in, Erie Railroad, Jersey City, NJ -- 11
12. 1911 -- Jan 31, suffocation, tunnel caisson, Pontoon, Passaic River, Newark, NJ -- 12
13. 1916 -- July 24, Cleveland Waterworks Tunnel gas explosion, Cleveland, OH --21-23
14. 1931 -- Apr 13, fire and carbon monoxide poisoning in tunnel, Chicago IL -- 11
15. 1971 -- June 24, gas explosion, California Water Project tunnel under const., Sylmar, CA--17
16. 1971 -- Dec 11, Lake Huron Water Tunnel gas explosion, Port Huron, MI -- 22

---

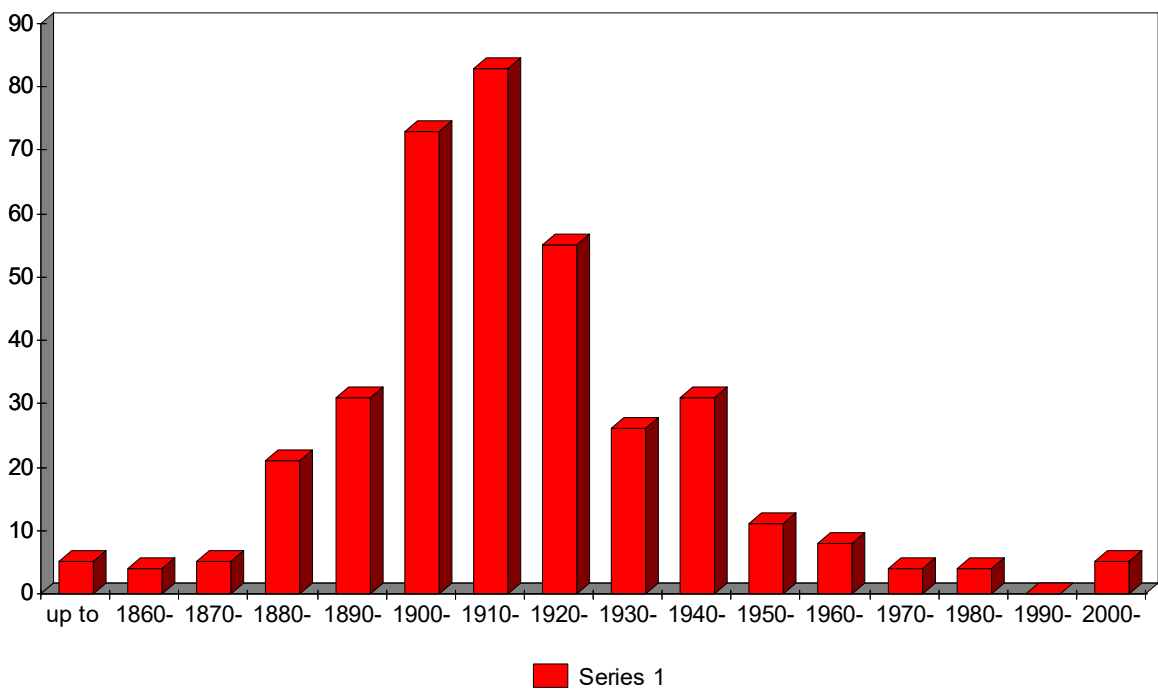
<sup>1913</sup> Cross listed in Fires, Structural.

<sup>1914</sup> Cross listed in Fires, Structural.

### Mining Fatalities by Decade



### Mining Events by Decade



**Paralytic Shellfish Poisoning (PSP) -- By Mortality**

1. 1799 -- July, Paralytic Shellfish Poisoning,<sup>1915</sup> Aleuts, Russians, Peril Strait, AK -- ~100

**Paralytic Shellfish Poisoning (PSP) -- Chronological**

1. 1799 -- July, Paralytic Shellfish Poisoning, Aleuts, Russians, Peril Strait, AK -- ~100

---

<sup>1915</sup> “Paralytic shellfish poisoning, or PSP, is a potentially lethal toxin that can lead to fatal respiratory paralysis... The toxin comes from algae, which is a food source for clams, mussels, crabs and other shellfish found across Alaska. This toxin can be found in shellfish every month of the year, and butter clams have been known to store the toxin for up to two years. The toxin cannot be seen with the naked eye, and there is no simple test a person can do before they harvest. One of the highest concentrations of PSP in the world was reported in shellfish from Southeast Alaska.” (SEARHC, C. Bingham. “Paralytic shellfish poisoning...warning issued...Southeast Alaska.” 6-24-2010.)



**PELLAGRA (vitamin B3/niacin deficiency/malnutrition)**

1. 1936 -- pellagra (vitamin B3/niacin malnutrition); int. list #62, Census Bureau --3,740

## RAIL – Train, Electric Rail, Streetcar, Subway, Trolley Events -- By Mortality

1. 1910 -- Mar 01, avalanche, two trains derailed, Stevens Pass, Wellington, WA<sup>1916</sup> -- 118
2. 1904 -- Aug 07, train trestle fails, train wreck, Eden/Pueblo, CO<sup>1917</sup> -- ~83-116
3. 1918 -- July 09, Great Nashville Train Wreck (head-on collision), fire, Nashville, TN -- 101
4. 1901 -- Nov 27, passenger trains collide head-on, one burns, Wabash RR ~Seneca, MI --23-100
5. 1918 -- Nov 1, speeding Brooklyn Rapid Transit train derails, tunnel mouth, Brooklyn, NY-93-<100
6. 1876 -- Dec 29, bridge fails under *Pacific Express* train, fire, Ashtabula, OH --92-~98
7. 1918 -- Jun 22, train rams Hagenbeck-Wallace Circus train, fire, Ivanhoe ~Hammond, IN--75-86
8. 1887 -- Aug 10, excursion train falls through burning culvert bridge/burns ~Chatsworth IL--82-85
9. 1951 -- Feb 06, speeding commuter train derails at temporary trestle, Woodbridge, NJ-- 85
10. 1943 -- Sep 06, Congressional Limited Train derailment, Frankford Junction, PA<sup>1918</sup> --79-81
  
11. 1950 -- Nov 22, Long Island commuter trains collide, Richmond Hill, Queens, NY -- 79
12. 1864 -- July 15, head-on Erie RR war-prisoner train/PA coal train crash ~Shohola PA -- ≥74
13. 1943 -- Dec 16, *Tamiami Champion* train derails, 2<sup>nd</sup> Champion collides ~Rennert, NC --72-74
14. 1856 -- July 17, Great Train Wreck, N. PA Railroad, Camp Hill/Ft. Washington, PA --66-67
15. 1888 -- Oct 10, Lehigh Valley RR trains collide, Mud Run, Carbon County, PA --64-66
16. 1903 -- Dec 23, train wreck, Connellsville, PA -- 64
17. 1904 -- Sep 24, head-on train collision, New Market, TN -- 62
18. 1906 -- Oct 28, train derailment into tidal channel, Atlantic City, NJ --57-62
19. 1883 -- Mar 30, train accident, Cincinnati Southern Rail, Mason's Station, OH -- 53
20. 1906 -- Dec 30, trains collide, Terra Cotta (now Fort Totten) Station, Wash. DC --53-59
21. 1917 -- Dec 20, train collision, Shepherdsville, KY -- 51
22. 1867 -- Dec 18, Lake Shore and Michigan Southern derailment and fire, Angola NY --39-50
23. 1896 -- July 30, two-train collision, Atlantic City, NJ -- 50
24. 1906 -- Nov 12, trains collide, Baltimore & Ohio Railroad, near Woodville, IN --44-50
25. 1916 -- Nov 07, train goes through open drawbridge, near South Station, Boston, MA -- 50
26. 1925 -- June 16, train derails, Rockport Crossing, near Hackettstown, NJ<sup>1919</sup> -- 50
27. 1910 -- Mar 21, train derailment, Rock Island RR, Green Mountain, Gladbrook, IA -- 49
28. 1944 -- Dec 31, fog, Southern Pacific mail-express hits passenger train, ~Bagley, UT<sup>1920</sup>-- 48
29. 1958 -- Sep 15, train derails into water through open span of Newark Bay Bridge, NJ -- 48
30. 1938 -- June 19, flash flood, bridge fails, train-cars fall into Custer Creek ~Saugus MT<sup>1921</sup>--47
31. 1944 -- Aug 04, Atlantic Coast Line train derails into freight train, near Stockton, GA -- 47
32. 1993 -- Sep 22, fog, barge hits bridge, Amtrak train derails into water/fire, ~Mobile, AL<sup>1922</sup>-- 47
33. 1853 -- May 6, train goes through open drawbridge into Norwalk Riv., So. Norwalk CT--45-46
34. 1946 -- Apr 25, *Exposition Flyer* train rear-ends stopped *Advance Flyer*, Naperville, IL-- 45
35. 1972 -- Oct 30, rear-end train collision, IL Central Gulf Commuter Rail, Chicago, IL -- 45

---

<sup>1916</sup> Cross-listed in Avalanche.

<sup>1917</sup> Cross-listed in Structural Failures, Bridges.

<sup>1918</sup> Accounts then and since note either 79 or 80 deaths. Our range of 79-81 is due to including as an indirect death a Brooklyn man who committed suicide after identifying his wife and two children as fatalities. If this death is not included then certainly 79 died. With inclusion, either 80 or 81 died.

<sup>1919</sup> Cross-listed in Flash Floods.

<sup>1920</sup> Cross-listed in Fog as a Contributing Factor.

<sup>1921</sup> Cross-listed in Flooding and in Structural Failures, Bridges.

<sup>1922</sup> Cross-listed in Fog as a contributing factor and in Maritime.

**RAIL Events -- By MORTALITY -- (continued):**

36. 1915 -- Sep 27, railroad tank car gasoline explosion, Ardmore, OK <sup>1923</sup>	--40-44
37. 1900 -- July 04, trolley car derails, Tacoma, WA	-- 43
38. 1914 -- Aug 05, trains collide, Tipton Ford, MO	-- 43
39. 1940 -- July 31, gasoline-electric and freight trains collide/fire, Cuyahoga Falls, OH	-- 43
40. 1910 -- Sep 21, interurban electric train car (trolley) crash, Kingsland, IN	--39-42
41. 1859 -- Jun 28, Springbrook Bridge fails under train, Mishawaka, IN	-- 41
42. 1901 -- Aug 30, runaway freight cars collide with train, fire near Nyack station, MT	--36-41
43. 1912 -- July 04, train collision, East Corning, NY	-- 41
44. 1854 -- Nov 01, train derailment, Chicago for Rock Island, IL	-- 40
45. 1903 -- Nov 14, trains collide and burn, Illinois Central RR, near Kentwood, LA	--30-40
46. 1907 -- May 11, train derails, Coast Line, Southern Pacific RR, near Honda, CA	--32-40
47. 1887 -- Feb 05, train derails (broken rail) into White River, burns, near Hartford, VT	-- 37
48. 1910 -- Oct 04, traction electric) trains collide, near Staunton, IL	-- 37
49. 1921 -- Feb 27, NY Central & MI Central RR trains collide, Porter, IN	-- 37
50. 1900 -- Jun 23, cloudburst, trestle washout/train wreck and fire, ~McDonough GA <sup>1924</sup>	-- 37
51. 1899 -- Aug 06, train derailment, Peck's Mill Pond, Oronoque near Bridgeport, CT	-- 36
52. 1912 -- Mar 18, boiler explosion, train engine, So. Pacific Yard, San Antonio, TX <sup>1925</sup>	-- 36
53. 1907 -- Jan 02, Rock Island RR trains 29#2 & 30 collide, fire, near Volland, KS	--32-35
54. 1944 -- July 06, troop train derails/high speed/sharp curve, into river, High Cliff, TN	-- 35
55. 1907 -- Jan 19, train car explosion (powder), Big Four Railroad, Sandford, IN <sup>1926</sup>	--29-34
56. 1922 -- Aug 05, MO Pacific Railroad trains collide, Sulphur Springs, MO	-- 34
57. 1945 -- Aug 09, train collision, Great Northern's <i>Empire Builder</i> , Michigan, ND	-- 34
58. 1950 -- May 25, Green Hornet trolley & gasoline tank truck collide, Chicago IL <sup>1927</sup>	-- 34
59. 1893 -- Jan 21, express train collides into oil cars/fire/explosion, Wann, ~Alton, IL <sup>1928</sup>	-- 33
60. 1917 -- Sep 28, trains collide, near Kellyville, OK	-- 33
61. 1950 -- Sep 11, Spirit of St. Louis train hits stopped PA NG troop train, Isleta, OH	-- 33
62. 1871 -- Aug 26, trains collide, Eastern RR of Mass., Revere Station ~Boston MA	--29-32
63. 1880 -- Oct 09, trains collide, Pennsylvania Railroad, Pittsburgh, PA	--27-32
64. 1907 -- July 20, excursion and freight trains collide, Pere Marquette RR, ~Salem, MI	--31-32
65. 1950 -- Feb 17, trains collide head-on, Rockville Centre Station, Rockville Centre, NY--	32
66. 1963 -- Sep 17, train hits migrant worker truck-bus, grade-crossing, Chualar, CA <sup>1929</sup>	-- 32
67. 1855 -- Nov 01, bridge failure under excursion train, Gasconade, MO <sup>1930</sup>	--20-31
68. 1923 -- Sep 27, flooding, bridge washout/train derails, near Lockett, WY (in Flooding)--	31
69. 1940 -- Apr 19, speeding <i>Lake Shore Ltd.</i> train derails, Gulf Curve, Little falls, NY	-- 31

<sup>1923</sup> Cross-listed in Explosions and in Hazardous Materials.

<sup>1924</sup> Cross-listed under Structural Failure-Trestle and Flooding.

<sup>1925</sup> Cross-listed in Explosions.

<sup>1926</sup> Cross-listed in Explosions and in Hazardous Materials incidents.

<sup>1927</sup> Cross-listed in Hazardous Materials incidents.

<sup>1928</sup> Cross-listed in Hazardous Materials incidents.

<sup>1929</sup> Cross-listed in Vehicular/Road/Highway events.

<sup>1930</sup> Cross-listed in Structural Failures – Bridges/Trestles.

**RAIL Events -- By MORTALITY (continued):**

70. 1854 -- July 04, two-train collision, near Relay House, Baltimore, MD	-- 30
71. 1864 -- Sep 01, Confederate wounded transport train collision, Barnesville, GA	-- ~ 30
72. 1879 -- Oct 09, rear-end train collision, Michigan Central RR, Jackson, MI	-- 30
73. 1896 -- July 11, trains collide head-on, Chicago & Northwestern RR, Logan, IA	-- 30
74. 1897 -- Sep 08, trains collide, Santa Fe Railroad, near Emporia, KS	-- 30
75. 1897 -- Sep 10, trains Collide, fire, near Newcastle, CO	-- 30
76. 1902 -- Sep 01, excursion train derailment, Southern Railway, near Berry, AL	-- 30
77. 1926 -- Sep 05, train derailment, near Waco, CO	-- 30
78. 1956 -- Jan 22, speeding Santa Fe RDC train overturns in curve, Redondo Jct., LA, CA--	30
79. 1890 -- May 30, train falls through open drawbridge, drownings, Oakland, CA	-- 29
80. 1899 -- May 12, trains collide, Philadelphia & Reading Railroad, Exeter, PA	-- 29
81. 1902 -- May 12, explosion, freight train oil and naphtha cars, Sheraden, PA <sup>1931</sup>	--20-29
82. 1904 -- Oct 10, freight and passenger trains collide, near Warrensburg, MO	--27-29
83. 1907 -- Jan 19, trains collide in fog, Big Four Line, Fowler, IN <sup>1932</sup>	--23-29
84. 1911 -- Aug 25, train derailment, Lehigh Valley Rail Road, Manchester, NY	-- 29
85. 1940 -- Mar 14, train hits farm workers truck at Highway 83 crossing, Alamo, TX <sup>1933</sup>	-- 29
86. 1943 -- Aug 30, Lackawanna Ltd. train collides with freight engine ~Wayland, NY	-- 29
87. 1944 -- Sep 14, passenger train & mail train collide head-on, heavy fog, Terre Haute, IN--	29
88. 1893 -- Oct 20, World's Fair excursion trains collide head-on, burn, ~Battle Creek MI--	28
89. 1907 -- Mar 28, Sunset Express train derails, Southern Pacific Rail, Colton, CA	--24-28
90. 1914 -- Sep 15, flooding, bridge washout, train derails, Lebanon, MO (in Flooding)	-- 28
91. 1864 -- Sep 27, train robbery/murders, Bill Anderson/Jesse James, Centralia, MO <sup>1934</sup>	--22-27
92. 1888 -- Mar 17, trestle collapse, West India mail train derails, Blackshear, GA <sup>1935</sup>	--25-27
93. 1916 -- Mar 29, three train collision in fog, near Amherst, OH <sup>1936</sup>	-- 27
94. 1916 -- Aug 12, runaway trolley car collision, near Ebensburg and Johnstown, PA	--26-27
95. 1921 -- Dec 05, trains collide & burn, Philadelphia & Reading RR ~Bryn Athyn, PA	--26-27
96. 1868 -- Apr 15, broken rail, train derails, fire, Carr's Rock, Pike County, PA	--22-26
97. 1880 -- Aug 11, trains collide, West Jersey & Atlantic Railroad, Mays Landing, NJ	--23-26
98. 1903 -- Aug 7, brake fails, Wallace Circus trains collide, Grand Trunk RR, Durand, MI--	26
99. 1905 -- June 17, trains collide, Western MD Road, near Patapsco Station, MD	--23-26
100. 1938 -- Dec 01, train hits Jordan High School bus at crossing, Midvale, UT <sup>1937</sup>	-- 26
101. 1855 -- Aug 29, RR crossing crash & derailment, North PA RR, Burlington, NJ	-- 25
102. 1870 -- May 12, train collision, Missouri Pacific RR, near Eureka, MO	-- 25
103. 1872 -- Dec 24, train derailment and fire, near Prospect Station, Goose Creek, NY	--19-25

<sup>1931</sup> Cross-listed in Explosions and in Hazardous Materials incidents.

<sup>1932</sup> Cross-listed in Fog as a Contributing Factor.

<sup>1933</sup> Cross-listed in Road/Highway.

<sup>1934</sup> Cross-listed in Violence-Civil War Atrocities/War Crimes and in Violence-Mass Murder. "Several" or "some" of the fatalities, which we translate as "3" were Centralia residents, not train passengers. The range for train killed generally runs from 22-25, mostly unarmed Union soldiers.

<sup>1935</sup> Cross listed in Structural Failures (Bridge, Trestle)

<sup>1936</sup> Cross-listed in Fog as a Contributing Factor.

<sup>1937</sup> Cross-listed in Highway

- 104. 1883 -- Jan 20, train derails, Southern Pacific Railroad, near Tehachapi, CA --15-25
- 105. 1887 -- Mar 14, Bussey bridge collapses under train, Roslindale, near Boston, MA --23-25
- 106. 1907 -- Sep 15, freight and passenger trains collide in dense fog ~West Canaan, NH -- 25
- 107. 2008 -- Sep 12, Metrolink 111 and Union Pacific train collision, Chatsworth, CA -- 25

**RAIL Events -- By MORTALITY (continued):**

- 108. 1883 -- June 23, trains collide, Northern Pacific Railroad, Heron Station, MT -- 24
- 109. 1903 -- Jan 27, trains collide/burn, NJ Central RR, ~Graceland and Plainfield, NJ --23-24
- 110. 1903 -- July 07, trains collide, Rockfish Depot, 20 miles S of Charlottesville, VA --23-24
- 111. 1904 -- Feb 19, trains collide, dynamite explodes, Jackson Station, NV<sup>1938</sup> -- 24
- 112. 1907 -- Feb 16, electric train derailment, Harlem Division, NY Central Rail, Bronx --23-24
- 113. 1919 -- Dec 20, trains collide/fire, near Onawa, ME --23-24
- 114. 1939 -- Aug 12, sabotage, *City of San Francisco* derails, Humboldt Riv. Gorge ~Harney, NV--24
- 115. 1947 -- Feb 18, train derails, Pennsylvania Railroad's *Red Arrow*, near Altoona, PA -- 24
  
- 116. 1883 -- July 27, "Thousand Islands" passenger train hits railcar, Carlton, NY --17-23
- 117. 1890 -- Aug 19, Cape Cod Express train derails, Old Colony Railroad, ~Quincy, MA-- 23
- 118. 1901 -- July 10, Chicago & Alton Road trains collide head-on, ~Norton, MO --21-23
- 119. 1905 -- May 11, trains collide, blasting powder explodes/fire, SE Harrisburg, PA<sup>1939</sup>-- 23
- 120. 1910 -- July 04, head-on train collision, Middletown, OH -- 23
- 121. 1912 -- July 05, train collision, Ligonier, PA -- 23
- 122. 1933 -- Sep 05, passenger and milk trains collide, Erie Railroad, Binghamton NY --14-23
- 123. 1959 -- June 28, train derails on river trestle, LPG-tank rupture/flash-fire ~Meldrim, GA-23
  
- 124. 1871 -- Feb 06, train collision, Wappingers Creek, New Hamburg, NY -- 22
- 125. 1886 -- Oct 28, train derailment and fire, near East Rio, WI -- 22
- 126. 1890 -- Sep 19, three train collision, Shoemakersville, Berks County, PA -- 22
- 127. 1903 -- Dec 26, passenger trains collide head-on, East Paris near Grand Rapids, MI -- 22
- 128. 1906 -- Mar 16, Denver & R.G. passenger trains collide, Adobe, CO -- 22
- 129. 1906 -- July 22, passenger and freight trains collide near Hamlet, NC --20-22
- 130. 1919 -- Jan 12, trains collide (rear-end), NY Central Railroad, South Byron, NY --20-22
- 131. 1922 -- Dec 13, trains collide, Humble, TX -- 22
- 132. 1930 -- Apr 11, train hits Pickwick-Greyhound bus, near Isleta, NM -- 22
  
- 133. 1853 -- Apr 25, trains collide at track crossing (negligence), Grand Crossing ~Chicago, IL--18-21
- 134. 1897 -- Oct 24, train wreck, New York Central & Hudson River RR, Garrison, NY-- 21
- 135. 1905 -- Jun 21, sabotage, train derails, Twentieth Century Ltd., Mentor OH<sup>1940</sup> --19-21
- 136. 1908 -- Sep 25, trains collide in snowstorm, Young's Point, near Park City, MT --20-21
- 137. 1909 -- Jan 15, train collision, Denver and Rio Grande RR, Dotsero, CO -- 21
- 138. 1913 -- Sep 02, trains collide, North Haven CT -- 21
- 139. 1924 -- Feb 02, interurban traction trains collide/fire, edge of Alfont, IN --19-21
- 140. 1927 -- Oct 14, interurban railcar hits truck-trailer with people, Indianapolis, IN --20-21

<sup>1938</sup> Cross-listed in Explosions and in Hazardous Materials.

<sup>1939</sup> Cross-listed in Explosions and in Hazardous Materials.

<sup>1940</sup> Cross-listed in Violence Subsections Mass Murder and Sabotage.

141. 1953 -- Mar 27, 3 trains (2 passenger, 1 freight) involved in collision ~Conneaut OH, in PA--21

**RAIL Events -- By MORTALITY (continued):**

142. 1867 -- Dec 11, train goes into river, Central Vermont Railroad, near Northfield, VT--15-20  
143. 1877 -- Aug 29, bridge washout, train goes into Little Four Mile Creek, ~Des Moines, IA<sup>1941</sup>--20  
144. 1886 -- Sep 14, trains collide, Nickel-Plate Railroad, Silver Creek, NY -- 20  
145. 1887 -- Jan 04, freight and passenger trains collide head-on, fire, Republic, OH -- ~20  
146. 1888 -- July 22, trains collide, Forest Depot, near Lynchburg, VA --13-20  
147. 1891 -- Aug 27, train derails off Boston's Bridge, near Statesville, NC -- 20  
148. 1902 -- Dec 20, train collision, Stockton Flyer/LA Owl, Bryon Springs, CA -- 20  
149. 1903 -- Nov 19, Big Four Railway freight and work trains collide near Tremont, IL -- 20  
150. 1904 -- Jan 06, two Rock Island trains collide, near Willard & Topeka, KS -- 20  
151. 1904 -- July 03, train derails, Wabash Railroad, Litchfield, IL -- 20  
152. 1905 -- Nov 26, trains collide, Bakers Bridge, MA --17-20  
153. 1911 -- Oct 28, train wreck, Union Pacific Railroad, near Cheyenne, WY -- 20  
154. 1917 -- Feb 27, trains collide in fog, Pennsylvania Railroad, Mount Union, PA<sup>1942</sup> -- 20  
155. 1918 -- Oct 03, train runs into passengers in fog, East Bedford, OH<sup>1943</sup> -- 20  
156. 1929 -- Jan 22, train hits Greyhound Bus in snowstorm, near Bellevue, OH<sup>1944</sup> -- 20  
157. 1956 -- Sep 05, switching error, Santa Fe Express trains collide, near Robinson, NM-- 20  
158. 1961 -- Dec 14, train and school bus collision, Auburn, CO<sup>1945</sup> -- 20
159. 1878 -- Oct 08, train derailment, Old Colony Road, Wollaston, near Boston, MA -- 19  
160. 1891 -- July 03, freight and passenger trains collide, burn, at depot, Ravenna, OH -- 19  
161. 1917 -- Aug 13, trains collide, near North Branford, CT -- 19  
162. 1926 -- Dec 23, trains collide, near Rockmart, GA -- 19  
163. 1945 -- June 15, freight train car derails/hit by passenger train (cars derail), Milton, PA-- 19  
164. 1946 -- Dec 13, *Golden Triangle* passenger train hits stopped freight trains ~Coulter, OH--19  
165. 1962 -- July 28, "Baseball" train derails, Susquehanna Riv., Steelton, ~Harrisburg, PA-- 19
166. 1889 -- Apr 28, train derails, burns, Hamilton, Ontario, Canada --20; US 13-18  
167. 1891 -- July 4, train cars go through fire-damaged trestle near Charleston, WV --14-18  
168. 1898 -- Sep 5, Troy City Rail car/D&H train collide, Cohoes Crossing, Albany, NY -- 18  
169. 1911 -- May 29, trains collide in fog, Chicago, Burlington & Quincy RR, McCook, NE--18  
170. 1934 -- Dec 27, engine hauling mine workers boiler explosion, , McDunn WV<sup>1946</sup> -- 18
171. 1889 -- July 02, flash flood, washout/train derailment, fire, near Thaxton, VA<sup>1947</sup> -- 17  
172. 1895 -- Nov 16, streetcar goes into Cuyahoga River, Cleveland, OH -- 17  
173. 1899 -- Jan 09, trains collide, Lehigh Valley Railroad near West Dunellen, NJ -- 17  
174. 1901 -- Feb 21, "Nellie Bly" train collision/fire, Rusling's Siding, ~Bordentown, NJ-- 17

---

<sup>1941</sup> Cross-listed in Flooding. Storm heavy rainfall led to flooding which washed out the train bridge.

<sup>1942</sup> Cross-listed in Fog as a Contributing Factor.

<sup>1943</sup> Cross-listed in Fog as a Contributing Factor.

<sup>1944</sup> Cross-listed in Highway and winter Storm

<sup>1945</sup> Cross-listed in Highway.

<sup>1946</sup> Cross-listed in Rail.

<sup>1947</sup> Cross-listed in Flash Flooding.

175. 1902 -- Jan 08, trains collide, “New Rochelle Car,” Park Avenue Tunnel, NYC -- 17  
 176. 1903 -- Mar 09, train wreck/fire, delayed oil/gasoline tanker explosion, Olean, NY<sup>1948</sup>-- 17  
 177. 1903 -- Oct 17, fog, work trains collide, Washington Crossing, near Trenton, NJ<sup>1949</sup> -- 17  
 178. 1903 -- Oct 31, Purdue Football Team train wreck, 18<sup>th</sup> St., Indianapolis, IN -- 17  
 179. 1904 -- July 10, trains collide, Greenwood Lake Div, Erie R.R., Midvale, NJ -- 17  
 180. 1909 -- Oct 08, trains collide, Topeka, KS -- 17  
 181. 1913 -- Oct 19, train derailment, Buckatunna, MS -- 17  
 182. 1918 -- Jan 14, train derailment and collision, Hammond, TX -- 17  
 183. 1920 -- Jul 03, trains collide, Lackawanna & WY Valley RR, South Pittston, PA -- 17  
 184. 1951 -- Nov 12, snowstorm, high-speed passenger train runs into slow train ~Evanston, WY--17  
 185. 1951 -- Nov 25, New York and New Orleans trains collide head-on ~Woodstock, AL-- 17

**RAIL Events -- By MORTALITY (continued):**

186. 1893 -- Aug 26, trains collide, Harlem Road, Berlin, NY -- 16  
 187. 1901 -- Jun 26, trestle fails under train, weakened by recent rain, near Peru, IN -- 16  
 188. 1908 -- Oct 15, wildfire, relief train derails, burns, Nowicki Siding ~Metz, MI<sup>1950</sup> --15-16  
 189. 1909 -- July 31, electric trains collide dead-on, Gibbs, near Coeur d’Alene, ID -- 16  
 190. 1909 -- Dec 15, train derailment, Reedy Fork trestle, near Greensboro, NC --12-16  
 191. 1913 -- July 13, Pacific Electric RR trains collide, near Vineyard Station, L.A., CA -- 16  
 192. 1919 -- Nov 01, train hits “auto truck” at grade crossing, Clarksboro, NJ --14-16  
 193. 1926 -- June 16, trains collide, Pennsylvania Railroad, near Gray, PA -- 16  
 194. 1928 -- Aug 24, subway train crash, 42<sup>nd</sup> Street-Times Square Station, NYC -- 16  
 195. 1942 -- Oct 28, bus with children/workers goes past flashing lights, hit by Train, Detroit, MI--16  
 196. 1978 -- Feb 24, train derails Feb 22, LPG tank car leaks/explodes 24<sup>th</sup>, Waverly, TN-- 16  
 197. 1987 -- Jan 4, Amtrak 94 rear-ends Conrail ENS-121 freight train, Chase, MD -- 16
198. 1871 -- July 03, bridge fails under train, Harpeth River, near Nashville, TN<sup>1951</sup> -- 15  
 199. 1876 -- Mar 06, bridge fails under train, Valley Div., B&O, Shenandoah Co., VA<sup>1952</sup>-- 15  
 200. 1878 -- Aug 07, train collision, Panhandle Rail, near Mingo Junction, OH -- 15  
 201. 1883 -- Jan 23, train derails, Georges Creek & Cumberland Rd., ~Cumberland, WV-- 15  
 202. 1887 -- July 21, train runs into work-gang, Erie Railroad, near Hohokus, NY -- 15  
 203. 1887 -- July 27, trains collide, Chicago/Alton RR, between Hopedale & Delavan, IL-- 15  
 204. 1900 -- Aug 12, train hits horse-drawn coach at grade crossing ~Slatington, PA<sup>1953</sup> --13-15  
 205. 1901 -- Aug 29, train derails, Sodus Bay Division, near Newark, NY --14-15  
 206. 1902 -- Jan 08, South Norwalk & NY Central White Plains Train Collision, NYC -- 15  
 207. 1902 -- Mar 07, passenger train derails (broken rail), burns, near Maxon Station, TX-- 15  
 208. 1905 -- Aug 13, Trains Collide, Nickel Plate Road, Kishman, OH --12-15  
 209. 1905 -- Aug 17, train goes into Elizabeth River, Atlantic Coast Line, Bruce, VA -- 15  
 210. 1911 -- Sep 24, Train Collision with Hay Wagon at Crossing, Neenah, WI<sup>1954</sup> -- 15

<sup>1948</sup> Cross-listed in Explosions and in Hazardous Materials.

<sup>1949</sup> Cross-listed in Fog as a Contributing Factor.

<sup>1950</sup> Cross-listed in Fire – Wildfires/Forest Fires. Total loss of life was 37-47.

<sup>1951</sup> Cross-listed in Structural Failures – Brides/Trestles.

<sup>1952</sup> Cross-listed in Structural Failures – Brides/Trestles.

<sup>1953</sup> Cross-listed in Road/Highway -- Rail Crossing Collisions.

<sup>1954</sup> Cross-listed in Road/Highway – Rail Crossing Collisions.

211.	1912 -- Nov 11, trains collide, Montz, LA	--	15
212.	1912 -- Nov 13, trains collide, Indianapolis, IN	--	15
213.	1918 -- July 20, trains collide, near Chelsea, MI	--	15
214.	1918 -- Sep 17, trains collide, near Marshfield, MO	--	15
215.	1919 -- Aug 14, train & street car collide, Parmaco, near Parkersburg, WV	--	15
216.	1920 -- June 09, trains collide, near Schenectady, NY	--	15
217.	1942 -- Aug 05, bus hit by passenger train at railroad crossing, Crystal Springs, MS	--	15

**RAIL Events – Deadliest American -- By MORTALITY (continued):**

218.	1859 -- Nov 01, train derails, Johnson Creek, WI	--	14
219.	1859 -- Dec 31, train and bridge disaster, near Columbus, GA	--	14
220.	1873 -- Aug 16, trains collide, Chicago and Alton Railroad, Lemont, IL	--	14
221.	1884 -- May 14, trains collide, Baltimore & Ohio RR, near Connellsville, PA	--	14
222.	1888 -- Jan 10, train derailment, Merrimac River Bridge, Haverhill, MA	--	9-14
223.	1892 -- Sep 08, laborer and passenger trains collide near Eckenrode Mills, PA	--	14
224.	1893 -- Oct 13, NY excursion train rear-ended by second train, depot, Jackson, MI	--	12-14
225.	1900 -- Sep 02, milk and excursion trains collide, Reading RR, Hatfield, PA	--	13-14
226.	1902 -- July 04, trolleys collide, Mt. Lake RR, Bleecker Mt. near Gloversville, NY	--	13-14
227.	1903 -- Jan 28, trains collide/burn on Southern Pacific, Esmond, near Tucson, AZ	--	≥14
228.	1907 -- Aug 30, electric trains collide (trolley & express), near Charleston, IL	--	14
229.	1911 -- July 11, train derailment, Burr Crossing, Bridgeport, CT	--	14
230.	1916 -- Oct 01, freight train/street car (trolley) crossing collision, Detroit, MI	--	10-14
231.	1919 -- Jan 13, trains collide, Fort Washington, PA (near Philadelphia)	--	14
232.	1929 -- Aug 18, train derailment, Henryetta, OK	--	14
233.	1930 -- Feb 23, train/car/train collisions, near Kenosha, WI	--	14
234.	1935 -- Apr 12, school bus & train collision, grade-crossing, Rockville, MD <sup>1955</sup>	--	14
235.	1942 -- Sep 24, three-train crash, Smith's Cut, south of Frederick, ~Dickerson, MD	--	14
236.	1948 -- Jan 1, speeding Missouri Pacific train rams 2 <sup>nd</sup> train in snowstorm ~Otterville, MO	--	14
237.	1960 -- Mar 01, train and oil tank truck collide, explosion, Bakersfield, CA <sup>1956</sup>	--	14
238.	1837 -- Aug 11, trains collide, Portsmouth & Roanoke Line, near Suffolk, VA	--	13
239.	1853 -- Aug 12, train collision, Valley falls Station, Pawtucket, RI	--	13
240.	1878 -- Jan 15, Conn. Western train falls into river when bridge fails, Tariffville, CT	--	13
241.	1886 -- Apr 07, train derails between Bardswell Ferry & W. Durfield Station, MA	--	13
242.	1891 -- May 19, dynamite explosion, construction train, near Tarrytown, NY <sup>1957</sup>	--	13
243.	1891 -- July 31, train wreck, near Louisville, KY	--	13
244.	1891 -- Dec 24, train wreck, NY Central and Hudson River RR, near Hastings NY	--	13
245.	1892 -- May 20, passenger/freight trains collide, Crooked Bayou near Goldman, AR	--	9-13
246.	1892 -- Sep 21, express & freight trains collide, fire, Fort Wayne road, Shreve, OH	--	11-13
247.	1893 -- Aug 31, bridge fails, train wreck, near Chester, MA <sup>1958</sup>	--	13
248.	1894 -- Jan 15, trains collide, near Hoboken, NJ	--	11-13

<sup>1955</sup> Cross-listed in Highway-Bus.

<sup>1956</sup> Cross-listed in Hazardous Materials Transportation and in Road/Highway.

<sup>1957</sup> Cross-listed in Explosions and in Hazardous Materials Transportation.

<sup>1958</sup> Cross-listed in Structural Failures – Bridge/Trestles.



249. 1902 -- Aug 06, work and freight trains collide head-on, near Rhodes, IA -- 13  
 250. 1905 -- Oct 30, Atchison, Topeka & Santa Fe train derails near Kansas City, MO -- 13  
 251. 1906 -- July 03, runaway mine car hits pedestrians, near Portage, PA --11-13  
 252. 1912 -- July 14, trains collide, Western Springs, IL -- 13  
 253. 1913 -- June 19, electric trains collide, S.F., Napa & Calistoga RR, near Vallejo, CA-- 13  
 254. 1918 -- Feb 25, trains collide, near Frost Station, SC -- 13  
 255. 1920 -- Sep 06, trains collide, Denver & Interurban Railroad, near Globeville, CO -- 13  
 256. 1924 -- June 01, train derailment/collision, Wabash RR, Williamsport, IN -- 13  
 257. 1947 -- Feb 17, train-crew bus drives into path of one-car electric train, Andry, IN -- 13  
 258. 1956 -- Feb 28, speeding train hits stopped train in snow storm, Swampscott, MA -- 13  
 259. 1966 -- Dec 28, train hits stalled oil tank truck at RR crossing, fire, Everett, MA<sup>1959</sup> -- 13  
 260. 1973 -- July 05, LP gas RR tank car fire & explosion, Doxel Gas Co., Kingman, AZ<sup>1960</sup>--13

**RAIL Events – Deadliest American -- By MORTALITY (Cont.)**

261. 1865 -- Feb 04-5, bridge fails, train falls into Lee’s Creek, burns, ~Leesburg, OH<sup>1961</sup>--11-12  
 262. 1884 -- Oct 02, washout, Omaha RR construction train derails near Bayfield, WI --10-12  
 263. 1884 -- Nov 13, sabotage, Houston & TX Central train derails, ~Hempstead, TX<sup>1962</sup>-- 9-12  
 264. 1885 -- Oct 18, trains collide (3), near Jersey City, NJ -- 12  
 265. 1889 -- June 26, three trains collide, burn, Loyal Hanna Bridge, near Latrobe, PA --10-12  
 266. 1892 -- June 25, trains collide, Western Express, near Union Station, Harrisburg, PA-- 12  
 267. 1893 -- Sep 07, trains collide, Fort Wayne Route, near Colehour, IL -- 12  
 268. 1898 -- Nov 18, PA train runs-down workmen in fog, Hackensack Meadows, NJ<sup>1963</sup>--11-12  
 269. 1903 -- Jan 20, trains collide, Great Northern RR, ~Chiwakum, Chelan County, WA-- ≥12  
 270. 1905 -- Sep 11, 9<sup>th</sup> Avenue elevated train derails on 53<sup>rd</sup> Street curve, NY, NY -- 12  
 271. 1909 -- June 19, trains collide, Burns Harbor, IN -- 12  
 272. 1911 -- Apr 29, train derails, Penn. Railroad, Martin’s Creek Station, NJ -- 12  
 273. 1911 -- Dec 18, trains collide, Chicago, Milwaukee, St. Paul RR, Odessa, MN -- 12  
 274. 1917 -- July 01, washout under track, trolley goes into Niagara River, Niagara Co., NY--12  
 275. 1919 -- July 01, trains collide, Dunkirk, NY -- 12  
 276. 1925 -- Jun 08, train derails, Chesapeake & OH Railway, near Converse, IN -- 12  
 277. 1929 -- July 09, train derails and is hit by 2<sup>nd</sup> train, Erie Railroad, near Corning, NY-- 12  
 278. 1942 -- Jul 08, Liberty Bell trolley and freight car collide, near Norristown, PA -- 12  
 279. 1976 -- Feb 07, train hits camper-truck of children, grade crossing, Beckemeyer, IL -- 12
280. 1862 -- Nov 07, train car ammunition explosion, ~Lafourche station, Algiers, LA<sup>1964</sup>-- ~11  
 281. 1865 -- Aug 15, train collision “Fairfield” and “Bridgeport,” near Bridgeport, CT -- 11  
 282. 1873 -- Apr 19, train derails at washed-out bridge, Richmond Switch, RI<sup>1965</sup> -- 11  
 283. 1875 -- July 5, trains collide, Long Island So. RR ~Far Rockaway Depot, LI, NY -- 11  
 284. 1877 -- Oct 4, tropical storm flooding, rails wash out, train derails ~Kimberton, PA<sup>1966</sup>-- 11

<sup>1959</sup> Cross-listed in Vehicular—Road/Highway

<sup>1960</sup> Cross-listed in Explosions and in Hazardous Materials.

<sup>1961</sup> Cross-listed in Structural Failures – Railroad Bridges and Trestles.

<sup>1962</sup> Cross-listed in Violence, Sabotage.

<sup>1963</sup> Cross-listed in Fog as a Contributing Factor.

<sup>1964</sup> Today a section of New Orleans, annexed to the city as the 15<sup>th</sup> Ward in 1870. Cross-listed in Explosions.

<sup>1965</sup> Cross-listed in Flash Flooding as well as under Bridge Failures.

**RAIL Events – Deadliest American -- By MORTALITY (continued):**

285.	1885 -- Dec 15, train collision, Georgia Pacific Rail, near Austell, GA	-- 11
286.	1888 -- June 26, trains collide, Penn & Schuylkill RR, Cable City, ~Shamokin PA	-- 6-11
287.	1889 -- Dec 28, C&O train derails, Jary's Run, near White Sulphur Springs, WV	--10-11
288.	1891 -- Aug 06, trains collide in fog, West Shore Railroad, "Dutcher's Cut," NY <sup>1967</sup>	-- 11
289.	1896 -- Feb 06, train bridge fails (repairmen die), Pequabuck Riv., East Bristol CT <sup>1968</sup>	-- 11
290.	1901 -- July 11, Nickel Plate RR bridge collapse, train crash, Springfield, PA <sup>1969</sup>	-- 11
291.	1903 -- Sep 27, train derails at trestle, Southern Rail train # 97, Danville, VA	-- 11
292.	1906 -- Jun 03, trolley upset, Providence, RI	-- 11
293.	1906 -- Dec 23, passenger and freight trains collide in fog, Enderlin, ND	--10-11
294.	1910 -- Aug 08, Northwestern Pacific Railroad train crash, Ignacio, CA	-- 11
295.	1912 -- Dec 03, trains collide, Dresden, OH	-- 11
296.	1915 -- Oct 16, flash flood, bridge fails, train derails, Randolph, KS <sup>1970</sup>	-- 11
297.	1915 -- Nov 22, circus and passenger trains collide, near Columbus, GA	-- 11
298.	1916 -- Oct 15, trains collide, Burlington Railroad, Elwood, near Smithfield, NE	-- 11
299.	1918 -- Sep 10, trains collide, near Birdsell, NE	-- 11
300.	1925 -- Mar 22, trains collide in dense fog, Ricohoc, LA (cross-listed in Fog)	-- 11
301.	1933 -- Aug 29, storm, bridge weakened, train wrecks, Tucumcari, NM <sup>1971</sup>	-- 11
302.	1933 -- Dec 14, school bus hit, Atlantic Coast Line train, near Crescent City, FL	-- 11
303.	1936 -- Jan 24, train hits car at crossing, all 11 members of family killed, Grabill, IN--	11
304.	1936 -- Mar 28, Central Georgia train and bus collide at grade crossing, Bryon GA	-- 11
305.	1955 -- Aug 22, school bus hit by train at grade crossing, Spring City, TN	-- 11
306.	1971 -- June 10, Amtrak train derails, northbound City of New Orleans, near Salem, IL--	11
307.	1977 -- Feb 04, CTA elevated L trains crash; 4 cars fall onto street below, Chicago, IL--	11
308.	1996 -- Feb 16, MARC 286 & Amtrak 29 trains collide/fire ~Silver Spring, MD	-- 11
309.	1999 -- Mar 15, Amtrak train & truck collision, grade crossing, Bourbonnais, IL	-- 11
310.	2005 -- Jan 26, train hits parked SUV; derails; hits parked train, Glendale, CA <sup>1972</sup>	-- 11
311.	1865 -- Mar 07, trains collide, Wash. Express, Camden & Amboy RR, Bristol, NJ	-- 10
312.	1867 -- Sep 05, Branch River Bridge fails, Naugatuck train fall ~Thomaston CT <sup>1973</sup>	-- 10
313.	1869 -- July 14, trains collide, Erie Express, Mast Hope, NY	-- 10
314.	1871 -- July 25, trains collide, Toledo and Wabash Railroad, 16M ~St. Louis, MO	-- 8-10
315.	1882 -- Jan 13, Hudson River RR 2-train collision, Spuyten Duyvil, NY	-- 10
316.	1884 -- Aug 28/29, Orton's Anglo-American Circus Train fire, near Greeley, CO	-- 10
317.	1886 -- Dec 31, trains collide/fire, Southern Pacific Railroad, Devil's River, TX	-- ~10
318.	1887 -- ~Sep 22, Trains Collide, near Guthrie (Indian Territory), OK <sup>1974</sup>	--?8-10
319.	1887 -- Oct 10, trains collide, near Kout, IN	-- 10

---

<sup>1966</sup> Cross-listed in Hurricanes/Tropical Storms and Remnants.

<sup>1967</sup> Cross-listed in Fog as a Contributing Factor.

<sup>1968</sup> Cross-listed in Structural Failures.

<sup>1969</sup> Cross-listed in Structural Failures – Bridge/Trestles

<sup>1970</sup> Cross-listed in Flash Flooding as well as under Bridge Failures.

<sup>1971</sup> Cross-listed under Structural Failure (Bridge/Trestle).

<sup>1972</sup> Cross-listed in Road/Highway/Vehicular Incidents, and in Violence/Manslaughter.

<sup>1973</sup> Cross-listed in Structural Failures (Bridge/Trestle)

<sup>1974</sup> Have not located sufficient material to be confident of the date or the number of fatalities.

**RAIL Events – Deadliest American -- By MORTALITY (continued):**

320.	1888 -- July 12, Fat Nancy Trestle failure/train wreck, ~Orange Court House VA <sup>1975</sup> --	9-10
321.	1888 -- Oct 16, trains collide, near Tamanend switch, PA	-- 10
322.	1889 -- Jan 14, passenger and freight trains collide, burn, near Tallmadge, OH	-- 8-10
323.	1890 -- Feb 02, Flooding, Trestle fails, Train cars fall, near Cascade Locks, OR <sup>1976</sup>	-- 9-10
324.	1891 -- July 12, Train Engine and train collide, scalding, near Aspen Junction, CO	-- 10
325.	1892 -- Jan 19, train hits Clover Fishing Club sleighing party, St Louis, MO <sup>1977</sup>	-- ~10
326.	1893 -- May 7, Runaway Train Wreck, Brake Failure, near Lafayette, IN	-- 10
327.	1893 -- Sep 23, Train Wreck, Kingsbury, IN	-- 10
328.	1903 -- Feb 19, Trolley Car with HS students, Train collide at crossing, Newark, NJ--	9-10
329.	1903 -- June 19, Trains Collide Head-on, Illinois Central Railroad near Raymond, IA--	10
330.	1903 -- Dec 21, Train Wreck, St. Louis & SF Train, Near Fort Scott, KS	-- 10
331.	1905 -- Feb 01, Sleigh and Train Collision, Shawmut Crossing, near Arkport, NY	-- 10
332.	1905 -- Aug 20, Street Car and Freight Train Crossing Collision, Butte, MT	-- 10
333.	1905 -- Dec 07, trains collide, Union Pacific freight/Overland Ltd., ~Rock Springs WY--	10
334.	1906 -- Mar 26, Bridge Fails Under Train, Drownings, near Natrona, WY <sup>1978</sup>	-- 10
335.	1906 -- May 04, Trains Collide, Clover Creek Junction, PA	-- 10
336.	1909 -- Aug 14, Head-on Train Collision, near Husted, CO	-- 10
337.	1910 -- Dec 19, train crash and gas explosion, Grand Central Station yard, NY <sup>1979</sup>	-- 10
338.	1911 -- Mar 25, Dixie Flyer Train breaks axle, Derails on Trestle, near Ocilla, GA	-- 9-10
339.	1913 -- Nov 13, Three Train coaches derail down embankment, near Clayton, AL	-- ~10
340.	1914 -- Sep 18, Malicious Vandalism, Train Derails, Livingston, AL <sup>1980</sup>	-- 10
341.	1916 -- Feb 22, Three Train Collision, near Milford, CT	-- 10
342.	1918 -- June 05, Trains Collide, near Burlington, VT	-- 10
343.	1920 -- Mar 14, Trains Collide, near Riverside, VT	-- 10
344.	1921 -- Feb 22, Trolleys collide head-on, 5-gallon gas can ignites, fire, Shelton, CT <sup>1981</sup> --	10
345.	1922 -- Aug 12, Train/Truck/Train Collisions, Annandale, MN	-- 10
346.	1925 -- Nov 12, trains collide in fog near Monmouth Junction, NJ <sup>1982</sup>	-- 10
347.	1926 -- Sep 02, trains collide, near Monroe, MI	-- 10
348.	1927 -- Jan 22, Baylor Univ. Basketball Team bus hit by train, Round Rock, TX	-- 10
349.	1929 -- July 18, flash flood takes out bridge, train wrecks, Stratton, CO <sup>1983</sup>	-- 10
350.	1930 -- Jan 22, train hits school bus, Berea, OH (cross-listed in Road events)	-- 10
351.	1936 -- Nov 24, L Train rear-ended, North Shore Line Interurban, Chicago, IL	-- 10
352.	1937 -- Oct 22, school bus hit by Rock Island Line train <i>Rocket</i> , Mason City, IA	-- 10
353.	1944 -- Sep 28 trains collide, North Western Railroad, near Missouri Valley, IA	-- 10
354.	1949 -- Apr 24, train hits family truck at railroad crossing, 8M south of Carthage, TN--	10

<sup>1975</sup> Cross-listed in Structural Failures (Bridge/Trestle)

<sup>1976</sup> Cross-listed in Flooding and in Structural Failures, Rail Bridges and Trestles.

<sup>1977</sup> Cross-listed in Road/Highway/Vehicular Incidents.

<sup>1978</sup> Cross-listed in Flood and in Structural Failures, Bridges/Trestles.

<sup>1979</sup> Cross-listed in Explosions.

<sup>1980</sup> Cross-listed in Violence (other).

<sup>1981</sup> All deaths due to fire and/or suffocation.

<sup>1982</sup> Cross-listed in Fog as a Contributing Factor

<sup>1983</sup> Cross-listed in Structural Failures (Bridge), and under Flash Flooding

**RAIL Events – Deadliest American -- By MORTALITY (continued):**

355. 1950 -- Sep 2, Milwaukee Interurban excursion trains collide headon ~Milwaukee WI-- 10  
 356. 1951 -- May 18, Penn. RR *Red Arrow* runs into *Pittsburgh Flyer* ~Bryn Mawr, PA -- 8-10  
 357. 1959 -- Mar 18, car hit by train, Beavercreek Girl Scouts, Beavercreek, OH<sup>1984</sup> -- 10  
 358. 1964 -- May 11, train hits station wagon with 8 children at crossing, ~Mesa, AZ<sup>1985</sup> -- 10  
 359. 1977 -- Oct 02, Amtrak train hits pickup (3 adults/7minors), RR crossing, Plant City, FL-- 10

**Other:**

- 1893 -- Jan 18, sleighing party hit by train at grade crossing, Lonsdale, RI -- 9  
 1897 -- May 27, trains collide, American falls station, ID -- 9  
 1911 -- July 28, head-on train collision, Bangor and Aroostook RR, Grindstone, ME -- 8-9  
 1912 -- May 06, train derailment (poorly maintained roadbed) near Eastabuchie, MS -- 9  
 1944 -- Nov 08, train derailment, Southern Pacific Challenger, near Colfax, CA -- 9
- 1903 -- Jan 07, trains collide, Cochrane station, PA -- 8  
 1915 -- Oct 19, trains collide, Agawam Curve, near Chickasha, OK -- 8  
 1916 -- Jan 22, avalanche hits Cascade Limited train, Cascades, ~Corea Station, WA<sup>1986</sup>--7-8  
 1978 -- Feb 26, chlorine release when train derails (no train deaths), Youngstown, FL-- 8
- 1862 -- Jan 15, train goes into canal at open drawbridge near St. George's station, DE -- 7  
 1892 -- Mar 01, passenger and "shop train" collide, workmen killed, Milwaukee, WI -- 7  
 1897 -- Sep 12, train truck breaks, train derails, Iron Mt. Road, Hanson (I.T.), OK<sup>1987</sup> -- 7  
 1909 -- Feb 22, trains collide in fog, Delmar, DE -- 7  
 1912 -- Oct 03, train derails, NY, New Haven & Hartford RR, Westport, CT -- 7  
 1912 -- Nov 19, passenger trains collide near Granite, NC -- 7  
 1995 -- Oct 25, school bus stopped at road crossing hit by train, Fox River Grove, IL<sup>1988</sup>-- 7
- 1890 -- Aug 22, runaway gravity car, Mt. Penn Railroad, Mt. Penn, ~Reading, PA -- 5-6  
 1891 -- June 19, trains collide (open switch), ~Sauve plantation & New Orleans, LA -- 6  
 1961 -- Feb 02, speeding train derails (Philadelphia Racing Special), Bowie, MD -- 6
- 1888 -- Apr 05, train derails, bridge damaged by ice gorge, near New Hampton, IA -- 5
- 1830 -- Dec, first U.S. railroad fatality, Baltimore & Ohio Line -- 1

<sup>1984</sup> Cross-listed in Road/Highway/Vehicular Incidents.

<sup>1985</sup> Cross-listed in Road/Highway/Vehicular Incidents.

<sup>1986</sup> Cross-listed in Avalanche.

<sup>1987</sup> Sources consulted note that it was thought that two injured would also die, but we have not been able to verify.

<sup>1988</sup> Cross-listed in Road/Highway/Vehicular Incidents.

## **RAIL** –Train, Electric Rail, Streetcar, Trolley Events– Deadliest US– **CHRONOLOGICAL**

- 1830 -- Dec, first U.S. railroad fatality, Baltimore & Ohio Line -- 1
1. 1837 -- Aug 11, Portsmouth and Roanoke Line trains collide, near Suffolk, VA -- 13
2. 1853 -- Apr 25, trains collide at track crossing (negligence), Grand Crossing ~Chicago, IL --18-21
3. 1853 -- May 6, train goes through open drawbridge into Norwalk Riv., So. Norwalk CT--45-46
4. 1853 -- Aug 12, train collision, Valley Falls Station, Pawtucket, RI -- 13
5. 1854 -- July 04, two-train collision, near Relay House, Baltimore, MD -- 30
6. 1854 -- Nov 01, train derailment, Chicago for Rock Island, IL -- 40
7. 1855 -- Aug 29, RR crossing crash and derailment, North PA RR, Burlington, NJ -- 25
8. 1855 -- Nov 01, bridge failure under excursion train, Gasconade, MO<sup>1989</sup> --20-31
9. 1856 -- July 17, Great Train Wreck, N. PA Railroad, Camp Hill/Ft. Washington, PA --66-67
10. 1859 -- Jun 28, Springbrook Bridge fails under train, Mishawaka, IN -- 41
11. 1859 -- Nov 01, train derails, Johnson Creek, WI -- 14
12. 1859 -- Dec 31, train and bridge disaster, near Columbus, GA -- 14
  
- 1862 -- Jan 15, train goes into canal at open drawbridge near St. George's station, DE -- 7
13. 1862 -- Nov 07, ammunition explosion, train car, near Lafourche station, Algiers, LA<sup>1990</sup>~11
14. 1864 -- July 15, head-on Erie RR war-prisoner train/PA coal Train crash ~Shohola PA-- ≥74
15. 1864 -- Sep 01, Confederate wounded train collision, Barnesville, GA -- ~ 30
16. 1864 -- Sep 27, train robbery/murders, Bill Anderson/Jesse James, Centralia MO<sup>1991</sup> --22-27
17. 1865 -- Feb 04-05, bridge fails, train falls into Lee's Creek, burns, ~Leesburg, OH<sup>1992</sup> --11-12
18. 1865 -- Mar 07, trains collide, Washington Express, Camden & Amboy RR, Bristol, NJ-- 10
19. 1865 -- Aug 15, train collision "Fairfield" and "Bridgeport," near Bridgeport, CT -- 11
20. 1867 -- Sep 05, Branch River Bridge fails, Naugatuck train falls near Thomaston CT<sup>1993</sup>-- 10
21. 1867 -- Dec 11, train goes into river, Central VT Railroad, near Northfield, VT --15-20
22. 1867 -- Dec 18, Lake Shore and Michigan Southern train derailment/fire, Angola, NY --39-50
23. 1868 -- Apr 15, broken rail, train derails, fire, Carr's Rock, Pike County, PA --22-26
24. 1869 -- July 14, trains collide, Erie Express, Mast Hope, NY -- 10
  
25. 1870 -- May 12, train collision, Missouri Pacific RR, near Eureka, MO -- 25
26. 1871 -- Feb 06, train collision, Wappingers Creek, New Hamburg, NY -- 22
27. 1871 -- July 03, bridge fails under train, Harpeth River, near Nashville, TN<sup>1994</sup> -- 15
28. 1871 -- July 25, trains collide, Toledo and Wabash Railroad, 16M near St. Louis, MO -- 8-10
29. 1871 -- Aug 26, trains collide, Eastern RR of Mass., Revere Station ~Boston, MA --29-32
30. 1872 -- Dec 24, train derailment and fire, near Prospect Station, Goose Creek, NY --19-25
31. 1873 -- Apr 19, train derails at washed-out bridge, Richmond Switch, RI<sup>1995</sup> -- 11

---

<sup>1989</sup> Cross-listed in Structural Failures – Bridges/Trestles.

<sup>1990</sup> Today a section of New Orleans, annexed to the city as the 15<sup>th</sup> Ward in 1870. Cross-listed in Explosions.

<sup>1991</sup> Cross-listed in Violence-Civil War Atrocities/War Crimes and in Violence-Mass Murder. "Several" or "some" of the fatalities, which we translate as "3" were Centralia residents, not train passengers. The range for train killed generally runs from 22-25, mostly unarmed Union soldiers.

<sup>1992</sup> Cross-listed in Structural Failures – Railroad Bridges and Trestles.

<sup>1993</sup> Cross-listed in Structural Failures (Bridge/Trestle)

<sup>1994</sup> Cross-listed in Structural Failures – Bridges/Trestles.

<sup>1995</sup> Cross-listed in Flash Flooding and in Structural Failures – Bridges/Trestles.

- 32. 1873 -- Aug 16, trains collide, Chicago and Alton Railroad, Lemont, IL -- 14
- 33. 1875 -- July 05, trains collide, Long Island So. RR ~Far Rockaway Depot, LI, NY -- 11
- 34. 1876 -- Mar 06, bridge fails under train, Valley Div., B&O, Shenandoah Co., VA<sup>1996</sup> -- 15
- 35. 1876 -- Dec 29, bridge fails under *Pacific Express* train, fire, Ashtabula, OH --92~98
- 36. 1877 -- Aug 29, Bridge washout, Train goes into Little Four Mile Creek, ~Des Moines, IA<sup>1997</sup>-- 20
- 37. 1877 -- Oct 4, Tropical storm flooding, rails wash out, train derails ~Kimberton, PA<sup>1998</sup>-- 11
- 38. 1878 -- Jan 15, Conn. Western train falls into river when bridge fails, Tariffville, CT -- 13
- 39. 1878 -- Aug 07, train collision, Panhandle Rail, near Mingo Junction, OH -- 15
- 40. 1878 -- Oct 08, train derailment, Old Colony Road, Wollaston, near Boston, MA -- 19
- 41. 1879 -- Oct 09, rear-end train collision, Michigan Central Railroad, Jackson, MI -- 30

**RAIL** -- Train, Electric Rail, Streetcar, Trolley Events -- **Chronological** (continued)

- 42. 1880 -- Aug 11, trains collide, West Jersey & Atlantic Railroad, Mays Landing, NJ --23-26
- 43. 1880 -- Oct 09, trains collide, Pennsylvania Railroad, Pittsburgh, PA --27-32
- 44. 1882 -- Jan 13, Hudson River Railroad two-train collision, Spuyten Duyvil, NY -- 10
- 45. 1883 -- Jan 19/20, Southern Pacific Railroad train derails, near Tehachapas, CA --14-25
- 46. 1883 -- Jan 23, train derails, Georges Creek & Cumberland Rd., (~Cumberland), WV -- 15
- 47. 1883 -- Mar 30, train accident, Cincinnati Southern Railroad, Mason's Station, OH -- 53
- 48. 1883 -- June 23, trains collide, Northern Pacific Railroad, Heron Station, MT -- 24
- 49. 1883 -- July 27, "Thousand Islands" passenger train hits railcar, Carlton, NY --17-23
- 50. 1884 -- May 14, trains collide, Baltimore & Ohio Railroad, near Connellsville, PA -- 14
- 51. 1884 -- Aug 28/29, Orton's Anglo-American Circus Train fire, near Greeley, CO -- 10
- 52. 1884 -- Oct 02, washout, Omaha RR construction train derails near Bayfield, WI --10-12
- 53. 1884 -- Nov 13, sabotage, Houston & TX Central train derails, ~Hempstead, TX<sup>1999</sup> -- 9-12
- 54. 1885 -- Oct 18, trains collide (3), near Jersey City, NJ -- 12
- 55. 1885 -- Dec 15, train collision, Georgia Pacific Rail, near Austell, GA -- 11
- 56. 1886 -- Apr 07, train derails between Bardswell Ferry & W. Durfield Station, MA -- 13
- 57. 1886 -- Sep 14, trains collide, Nickel-Plate Railroad, Silver Creek, NY -- 20
- 58. 1886 -- Oct 28, train derailment and fire, near East Rio, WI -- 22
- 59. 1886 -- Dec 31, trains collide/fire, Southern Pacific Railroad, Devil's River, TX -- ~10
- 60. 1887 -- Jan 04, freight and passenger trains collide head-on, fire, Republic, OH -- ~20
- 61. 1887 -- Feb 05, train derails (broken rail) into White River, burns, near Hartford, VT -- 37
- 62. 1887 -- Mar 14, Busey Bridge collapses under train, Roslindale, MA<sup>2000</sup> --23-25
- 63. 1887 -- July 21, train runs into work-gang, Erie Railroad, near Hohokus, NY -- 15

---

<sup>1996</sup> Cross-listed in Structural Failures – Brides/Trestles.

<sup>1997</sup> Cross-listed in Rail. Storm heavy rainfall led to flooding which washed out the train bridge.

<sup>1998</sup> Cross-listed in Hurricanes/Tropical Storms and Remnants.

<sup>1999</sup> Cross-listed in Violence, Sabotage

<sup>2000</sup> Cross-listed in Structural Failures, Bridges.

64. 1887 -- July 27, trains collide, Chicago/Alton RR, between Hopedale & Delavan, IL -- 15  
 65. 1887 -- Aug 10, excursion train falls through burning culvert bridge/burns ~Chatsworth IL--82-85  
 66. 1887 -- Sep 22~, trains collide, near Guthrie (Indian Territory), OK<sup>2001</sup> --?8-10  
 67. 1887 -- Oct 10, train collision, near Kout, IN -- 10

**RAIL** -- Train, Electric Rail, Streetcar, Trolley Events -- **Chronological** (continued)

68. 1888 -- Jan 10, train derailment, Merrimac River Bridge, Haverhill, MA -- 9-14  
 69. 1888 -- Mar 17, train derails, trestle collapse, W. India Fast Mail Blackshear, GA<sup>2002</sup> --25-27  
     1888 -- Apr 05, train derails, bridge damaged by ice gorge, near New Hampton, IA -- 5  
 70. 1888 -- Jun 26, trains collide, Penn & Schuylkill RR, Cable City, near Shamokin PA -- 6-11  
 71. 1888 -- July 12, Fat Nancy Trestle failure, train wreck, near Orange Court House, VA -- 9-10  
 72. 1888 -- July 22, trains collide, Forest Depot, near Lynchburg, VA --13-20  
 73. 1888 -- Oct 10, Lehigh Valley RR trains collide, Mud Run, Carbon County, PA --64-66  
 74. 1888 -- Oct 16, trains collide, near Tamanend switch, PA -- 10  
  
 75. 1889 -- Jan 14, Passenger and Freight Trains collide, burn, near Tallmadge, OH -- 8-10  
 76. 1889 -- Apr 28, Train Derails, Burns, Hamilton, Ontario, Canada --20; US 13-18  
 77. 1889 -- June 26, Three Trains Collide, Burn, Loyal Hanna Bridge, near Latrobe, PA --10-12  
 78. 1889 -- July 02, Flash Flood, Washout/Train Derailment, Fire, near Thaxton, VA<sup>2003</sup> -- 17  
 79. 1889 -- Dec 28, C&O Train Derails, Jary's Run, near White Sulphur Springs, WV --10-11  
  
 80. 1890 -- Feb 02, Flooding, Trestle fails, Train cars fall, near Cascade Locks, OR<sup>2004</sup> -- 9-10  
 81. 1890 -- May 30, Train falls through open Drawbridge, Drownings, Oakland, CA -- 29  
 82. 1890 -- Aug 19, Train Derails, Cape Cod Express, Old Colony RR, ~Quincy, MA -- 23  
     1890 -- Aug 22, Runaway Gravity Car, Mt. Penn Railroad, Mt. Penn, ~Reading, PA -- 5-6  
 83. 1890 -- Sep 19, Three Train Collision, Shoemakersville, Berks County, PA -- 22  
  
 84. 1891 -- May 19, Dynamite Explosion, Construction Train, near Tarrytown, NY<sup>2005</sup> -- 13  
     1891 -- June 19, Trains collide (open switch), ~Sauve plantation & New Orleans, LA -- 6  
 85. 1891 -- July 3, Freight and Passenger Trains Collide, Burn, at depot, Ravenna, OH -- 19  
 86. 1891 -- July 4, Train cars go through fire-damaged trestle near Charleston, WV --14-18  
 87. 1891 -- July 12, Train Engine and train collide, scalding, near Aspen Junction, CO -- 10  
 88. 1891 -- July 31, Train Wreck, near Louisville, KY -- 13  
 89. 1891 -- Aug 6, Trains Collide, Fog, West Shore Railroad, "Dutcher's Cut," NY<sup>2006</sup> -- 11  
 90. 1891 -- Aug 27, Train Derails off Boston's Bridge, near Statesville, NC -- 20  
 91. 1891 -- Dec 24, Train Wreck, NY Central and Hudson River RR, near Hastings, NY -- 13  
  
 92. 1892 -- Jan 19, train hits Clover Fishing Club sleighing party, St Louis, MO<sup>2007</sup> -- ~10  
     1892 -- Mar 01, passenger and "shop train" collide, workmen killed, Milwaukee, WI -- 7

<sup>2001</sup> Have not located sufficient material to be confident of the date or the number of fatalities.

<sup>2002</sup> Cross-listed in Structural Failures, Rail Bridges and Trestles.

<sup>2003</sup> Cross-listed in Flash Flooding.

<sup>2004</sup> Cross-listed in Flooding and in Structural Failures, Rail Bridges and Trestles.

<sup>2005</sup> Cross-listed in Explosions and in Hazardous Materials Transportation.

<sup>2006</sup> Cross-listed in Fog as a Contributing Factor.

<sup>2007</sup> Cross-listed in Road/Highway.

93. 1892 -- May 20, passenger/freight trains collide, Crooked Bayou near Goldman, AR -- 9-13  
 94. 1892 -- June 25, trains collide, Western Express, near Union Station, Harrisburg, PA -- 12  
 95. 1892 -- Sep 08, laborer and passenger trains collide near Eckenrode Mills, PA -- 14  
 96. 1892 -- Sep 21, express & freight trains collide, fire, Fort Wayne road, Shreve, OH --11-13

**RAIL** -- Train, Electric Rail, Streetcar, Trolley Events -- **CHRONOLOGICAL** (continued)

- 1893 -- Jan 18, sleighing party hit by train at grade crossing, Lonsdale, RI<sup>2008</sup> -- 9  
 97. 1893 -- Jan 21, Express train collides into oil cars/fire/explos., Wann, ~Alton, IL<sup>2009</sup>-- 33  
 98. 1893 -- May 7, Runaway Train Wreck, Brake Failure, near Lafayette, IN -- 10  
 99. 1893 -- Aug 26, Trains Collide, Harlem Road, Berlin, NY -- 16  
 100. 1893 -- Aug 31, Bridge Fails, Train Wreck, near Chester, MA<sup>2010</sup> -- 13  
 101. 1893 -- Sep 07, Trains Collide, Fort Wayne Route, near Colehour, IL -- 12  
 102. 1893 -- Sep 23, Train Wreck, Kingsbury, IN -- 10  
 103. 1893 -- Oct 13, NY excursion train rear-ended by second train, depot, Jackson, MI --12-14  
 104. 1893 -- Oct 20, World's Fair excursion trains collide head-on, burn, ~Battle Creek MI-- 28
105. 1894 -- Jan 15, trains collide, near Hoboken, NJ --11-13
106. 1895 -- Nov 16, Streetcar goes into Cuyahoga River, Cleveland, OH -- 17
107. 1896 -- July 11, Trains Collide head-on, Chicago & Northwestern RR, Logan, IA -- 30  
 108. 1896 -- July 30, Two-Train Collision, Atlantic City, NJ -- 50
- 1897 -- May 27, Trains Collide, American falls station, ID -- 9  
 109. 1897 -- Sep 08, Trains Collide, Santa Fe Railroad, near Emporia, KS -- 30  
 110. 1897 -- Sep 10, Trains Collide, Fire, near Newcastle, CO -- 30  
 1897 -- Sep 12, Train truck breaks, train derails, Iron Mt. Road, Hanson (I.T.), OK<sup>2011</sup>-- 7  
 111. 1897 -- Oct 24, Train Wreck, New York Central & Hudson River RR, Garrison, NY-- 19
112. 1898 -- Sep 5, Troy City Rail Car/D&H Train Collide, Cohoes Crossing, Albany, NY-- 18  
 113. 1898 -- Nov 18, PA Train runs-down workmen, fog, Hackensack Meadows, NJ<sup>2012</sup> --11-12
114. 1899 -- Jan 09, Trains Collide, Lehigh Valley Railroad near West Dunellen, NJ -- 17  
 115. 1899 -- May 12, Trains Collide, Philadelphia & Reading Railroad, Exeter, PA -- 29  
 116. 1899 -- Aug 06, Train Derailment, Peck's Mill Pond, Oronoque ~ to Bridgeport, CT-- 36
117. 1900 -- Jun 23, Cloudburst, Trestle Washout/Train Wreck/Fire, ~McDonough GA<sup>2013</sup>-- 37  
 118. 1900 -- July 04, Trolley Car Derails, Tacoma, WA -- 43  
 119. 1900 -- Sep 2, milk and excursion trains collide, Reading Railroad, Hatfield, PA --13-14

<sup>2008</sup> Cross-listed in Road/Highway.

<sup>2009</sup> Cross-listed in Hazardous Materials incidents.

<sup>2010</sup> Cross-listed in Structural Failures – Brides/Trestles.

<sup>2011</sup> Sources consulted note that it was thought that two injured would also die, but we have not been able to verify.

<sup>2012</sup> Cross-listed in Fog as a Contributing Factor.

<sup>2013</sup> Cross-listed in Structural Failure-Trestle and Flooding.



120. 1900 -- Aug 12, train hits horse-drawn coach at grade crossing ~Slatington, PA<sup>2014</sup> --13-15

**RAIL – Train, Electric Rail, Streetcar, Trolley Events – CHRONOLOGICAL (continued):**

121. 1901 -- Feb 21, “Nellie Bly” train collision/fire, Rusling’s Siding, ~Bordentown, NJ-- 17  
122. 1901 -- June 26, trestle fails under train, weakened by recent rain, near Peru, IN<sup>2015</sup> -- 16  
123. 1901 -- July 10, Trains Collide head-on, Chicago & Alton Road, ~Norton, MO --21-23  
124. 1901 -- July 11, Nickel Plate RR Bridge Collapse, Train Crash, Springfield, PA<sup>2016</sup> -- 11  
125. 1901 -- Aug 29, train derails, Sodus Bay Division, near Newark, NY --14-15  
126. 1901 -- Aug 30, Runaway freight cars collide with train, fire ~Nyack station, MT --36-41  
127. 1901 -- Nov 27, Passenger trains collide head-on, one burns, Wabash RR ~Seneca, MI-23-100
128. 1902 -- Jan 8, Trains Collide, “New Rochelle Car,” Park Avenue Tunnel, NYC -- 17  
129. 1902 -- Mar 07, Passenger Train Derails (broken rail), burns, ~Maxon Station, TX -- 15  
130. 1902 -- May 12, Explosion, Freight Train Oil and Naphtha Cars, Sheraden, PA<sup>2017</sup> --20-29  
131. 1902 -- July 4, Trolleys Collide, Mt. Lake RR, Bleecker Mt. ~Gloversville, NY --13-14  
132. 1902 -- Aug 06, Trains Collide head-on, Work and Freight, near Rhodes, IA -- 13  
133. 1902 -- Sep 01, Excursion Train Derailment, Southern Railway, near Berry, AL -- 30  
134. 1902 -- Dec 20, Train Collision, Stockton Flyer/LA Owl, Bryon Springs, CA -- 20
- 1903 -- Jan 07, Trains Collide, Cochrane station, PA -- 8  
135. 1903 -- Jan 20, Trains Collide, Great Northern RR, ~Chiwakum, Chelan County, WA--≥12  
136. 1903 -- Jan 27, Trains Collide/burn, NJ Central RR, ~Graceland and Plainfield, NJ --23-24  
137. 1903 -- Jan 28, Trains Collide/burn on Southern Pacific, Esmond, near Tucson, AZ -- ≥14  
138. 1903 -- Feb 19, Trolley Car with HS students, Train collide at crossing, Newark, NJ-- 9-10  
139. 1903 -- Mar 09, Train Wreck/Fire, delayed Oil/Gasoline Tanker Explos., Olean, NY<sup>2018</sup>-17  
140. 1903 -- Jun 19, Trains Collide Head-on, Illinois Central Railroad near Raymond, IA-- 10  
141. 1903 -- Jul 07, Trains Collide, Rockfish Depot, 20 miles S of Charlottesville, VA --23-24  
142. 1903 -- Aug 7, Brake fails, Wallace Circus trains collide, Grand Trunk RR, Durand, MI- 26  
143. 1903 -- Sep 27, Train Derails at Trestle, Southern. Railway Train # 97, Danville, VA-- 11  
144. 1903 -- Oct 17, Fog, Work Trains Collide, Washington Crossing, near Trenton, NJ<sup>2019</sup>-- 17  
145. 1903 -- Oct 31, Purdue Football Team Train Wreck, 18<sup>th</sup> St., Indianapolis, IN -- 17  
146. 1903 -- Nov 14, Trains Collide and Burn, Illinois Central RR, near Kentwood, LA --30-40  
147. 1903 -- Nov 19, Big Four Railway Freight and Work Trains Collide near Tremont, IL-- 20  
148. 1903 -- Dec 21, Train Wreck, St. Louis & SF Train, Near Fort Scott, KS -- 10  
149. 1903 -- Dec 23, Train Derailment, Baltimore & Ohio Railroad, Connelsville, PA -- 64  
150. 1903 -- Dec 26, Passenger trains collide head-on, East Paris near Grand Rapids, MI -- 22
151. 1904 -- Jan 06, Two Rock Island Trains Collide, near Willard & Topeka, KS -- 20  
152. 1904 -- Feb 19, trains collide, dynamite explodes, Jackson Station, NV -- 24

---

<sup>2014</sup> Cross-listed in Road/Highway -- Rail Crossing Collisions.

<sup>2015</sup> Cross-listed in Structural Failure- Trestle Failure

<sup>2016</sup> Cross-listed in Structural Failures – Bridge/Trestles

<sup>2017</sup> Cross-listed in Explosions and in Hazardous Materials incidents.

<sup>2018</sup> Cross-listed in Explosions and in Hazardous Materials.

<sup>2019</sup> Cross-listed in Fog as a Contributing Factor.

153. 1904 -- July 03, train derails, Wabash Railroad, Litchfield, IL -- 20  
 154. 1904 -- July 10, trains collide, Greenwood Lake Div., Erie R.R., Midvale, NJ -- 17  
 155. 1904 -- Aug 07, train trestle fails, train wreck, Eden/Pueblo, CO<sup>2020</sup> ---83-116  
 156. 1904 -- Sep 24, head-on train collision, Southern Railroad, New Market, TN -- 62  
 157. 1904 -- Oct 10, Train Collision, Freight/Passenger, near Warrensburg, MO --27-29

**RAIL** – Train, Electric Rail, Streetcar, Trolley Events – **CHRONOLOGICAL** (continued):

158. 1905 -- Feb 01, Sleigh and Train Collision, Shawmut Crossing, near Arkport, NY -- 10  
 159. 1905 -- May 11, Trains Collide, Blasting Powder Explodes/Fire, SE Harrisburg PA<sup>2021</sup>-- 23  
 160. 1905 -- June 17, Trains Collide, Western MD Road, near Patapsco Station, MD --23-26  
 161. 1905 -- June 21, Sabotage, Train Derails, Twentieth Century Ltd., Mentor OH<sup>2022</sup> --19-21  
 162. 1905 -- Aug 13, Trains Collide, Nickel Plate Road, Kishman, OH --12-15  
 163. 1905 -- Aug 17, Train goes into Elizabeth River, Atlantic Coast Line, Bruce, VA -- 15  
 164. 1905 -- Aug 20, Street Car and Freight Train Crossing Collision, Butte, MT -- 10  
 165. 1905 -- Sep 11, 9<sup>th</sup> Avenue Elevated Train Derails on 53<sup>rd</sup> Street Curve, NY, NY -- 12  
 166. 1905 -- Oct 30, Atchison, Topeka & Santa Fe Train Derails near Kansas City, MO -- 13  
 167. 1905 -- Nov 26, Trains Collide, Bakers Bridge, MA --17-20  
 168. 1905 -- Dec 7, Trains collide, Union Pacific freight/Overland Ltd., ~Rock Springs WY--10
169. 1906 -- Mar 16, Denver & R.G. Passenger Trains Collide, Adobe, CO -- 22  
 170. 1906 -- Mar 26, Bridge Fails Under Train, Drownings, near Natrona, WY<sup>2023</sup> -- 10  
 171. 1906 -- May 04, Trains Collide, Clover Creek Junction, PA -- 10  
 172. 1906 -- Jun 03, Trolley Upset, Providence, RI -- 11  
 173. 1906 -- July 03, Runaway Mine Car Hits Pedestrians, ~Portage, PA --11-13  
 174. 1906 -- July 22, Passenger and Freight Trains Collide near Hamlet, NC --20-22  
 175. 1906 -- Oct 28, Train Derails into Tidal Channel, Atlantic City, NJ --57-62  
 176. 1906 -- Nov 12, Trains Collide, Baltimore & Ohio Railroad, near Woodville, IN --44-50  
 177. 1906 -- Dec 23, Passenger & Freight Trains Collide in Fog, Enderlin, ND --10-11  
 178. 1906 -- Dec 30, trains collide, Terra Cotta (now Fort Totten) Station, Wash. DC --53-59
179. 1907 -- Jan 2, Rock Island RR Trains 29#2 & 30 Collide, Fire, near Volland, KS --32-35  
 180. 1907 -- Jan 19, Train Car Explosion (Powder), Big Four Railroad, Sandford IN<sup>2024</sup> --29-34  
 181. 1907 -- Jan 19, Trains Collide in Fog, Big Four Line, Fowler, IN (also in Fog) --23-29  
 182. 1907 -- Feb 16, Electric Train Derailment, Harlem Div., NY Central Rail, Bronx --23-24  
 183. 1907 -- Mar 28, Train Derails, Sunset Express, Southern Pacific Rail, Colton, CA --24-28  
 184. 1907 -- May 11, Train Derails, Coast Line, Southern Pacific RR, ~Honda, CA --32-40  
 185. 1907 -- July 20, Excursion/Freight Trains Collide, Pere Marquette RR, ~Salem MI --31-32  
 186. 1907 -- Aug 30, Electric Trains Collide (Trolley & Express), near Charleston, IL -- 14  
 187. 1907 -- Sep 15, freight and passenger trains collide in dense fog ~West Canaan, NH-- 25

<sup>2020</sup> Cross-listed in Structural Failures, Bridges.

<sup>2021</sup> Cross-listed in Explosions and in Hazardous Materials.

<sup>2022</sup> Cross-listed in Violence Subsections Mass Murder and Sabotage.

<sup>2023</sup> Cross-listed in Flood and in Structural Failures, Bridges/Trestles.

<sup>2024</sup> Cross-listed in Explosions.

**RAIL – Train, Electric Rail, Streetcar, Trolley Events – CHRONOLOGICAL (continued):**

188.	1908 -- Sep 25, trains collide in snowstorm, Young's Point, near Park City, MT	--20-21
189.	1908 -- Oct 15, wildfire, relief train derails, burns, Nowicki Siding ~Metz, MI <sup>2025</sup>	--15-16
190.	1909 -- Jan 15, train collision, Denver and Rio Grande RR, Dotsero, CO	-- 21
191.	1909 -- Jun 19, trains collide, Burns Harbor, IN	-- 12
	1909 -- Feb 22, trains collide in fog, Delmar, DE	-- 7
192.	1909 -- July 31, Electric Trains Collide Head-on, Gibbs, near Coeur d'Alene, ID	-- 16
193.	1909 -- Aug 14, Head-on Train Collision, near Husted, CO	-- 10
194.	1909 -- Oct 08, Trains Collide, Topeka, KS	-- 17
195.	1909 -- Dec 15, Train Derailment, Reedy Fork trestle, near Greensboro, NC	--12-16
196.	1910 -- Mar 01, Avalanche, two Trains Derailed, Stevens Pass, Wellington, WA <sup>2026</sup>	-- 118
197.	1910 -- Mar 21, Train Derailment, Rock Island, RR, Green Mt, Gladbrook, IA	-- 49
198.	1910 -- July 04, Head-on Train Collision, Middletown, OH	-- 23
199.	1910 -- Aug 08, Northwestern Pacific RR Train Crash, Ignacio, CA	-- 11
200.	1910 -- Sep 21, Interurban Electric Train Car (Trolley) Crash, Kingsland, IN	--39-42
201.	1910 -- Oct 04, Traction (Electric) Trains Collide, near Staunton, IL	-- 37
202.	1910 -- Dec 19, Train Crash/Gas Explosion, Grand Central Station yard, NY <sup>2027</sup>	-- 10
203.	1911 -- Mar 25, Dixie Flyer Train Breaks Axle, Derails on Trestle, near Ocilla, GA	-- 9-10
204.	1911 -- Apr 29, Train Derails, Penn. Railroad, Martin's Creek Station, NJ	-- 12
205.	1911 -- May 29, Trains Collide/Fog, Chicago, Burlington & Quincy RR, McCook, NE	-- 18
206.	1911 -- July 11, Train Derailment, Burr Crossing, Bridgeport, CT	-- 14
	1911 -- Jul 28, Head-on Train Collision, Bangor and Aroostook RR, Grindstone, ME	-- 8-9
207.	1911 -- Aug 25, Train Derailment, Lehigh Valley Rail Road, Manchester, NY	-- 29
208.	1911 -- Sep 24, Train Collision with Hay Wagon at Crossing, Neenah, WI <sup>2028</sup>	-- 15
209.	1911 -- Oct 28, Train Wreck, Union Pacific Railroad, near Cheyenne, WY	-- 20
210.	1911 -- Dec 18, Trains Collide, Chicago, Milwaukee, St. Paul RR, Odessa, MN	-- 12
211.	1912 -- Mar 18, Boiler Explos., Train Engine, So. Pacific Yard, San Antonio TX <sup>2029</sup>	-- 36
	1912 -- May 06, Train Derailment (poorly maintained roadbed) near Eastabuchie, MS	-- 9
212.	1912 -- July 04, Train Collision, Lackawanna Express, East Corning, NY	-- 41
213.	1912 -- July 05, Train Collision, Ligonier Valley Railroad, Ligonier, PA	-- 23
214.	1912 -- July 14, Trains Collide, Western Springs, IL	-- 13
	1912 -- Oct 03, Train Derails, NY, New Haven & Hartford RR, Westport, CT	-- 7
215.	1912 -- Nov 11, Trains Collide, Montz, LA	-- 15
216.	1912 -- Nov 13, Trains Collide, Indianapolis, IN	-- 15
	1912 -- Nov 19, Passenger Trains Collide near Granite, NC	-- 7
217.	1912 -- Dec 03, trains collide, Dresden, OH	-- 11

<sup>2025</sup> Cross-listed in Fire – Wildfires/Forest Fires. Total loss of life was 37-47.

<sup>2026</sup> Cross-listed in Avalanche.

<sup>2027</sup> Cross-listed in Explosions.

<sup>2028</sup> Cross-listed in Road/Highway – Rail Crossing Collisions

<sup>2029</sup> Cross-listed in Explosions.

**RAIL** – Train, Electric Rail, Streetcar, Trolley Events – **CHRONOLOGICAL** (continued):

218.	1913 -- June 19, electric trains collide, S.F., Napa & Calistoga RR, near Vallejo, CA--	13
219.	1913 -- July 13, Pacific Electric RR trains collide, near Vineyard Station, L.A., CA --	16
220.	1913 -- Sep 02, trains collide, North Haven CT	-- 21
221.	1913 -- Oct 19, train derailment, Buckatunna, MS	-- 17
222.	1913 -- Nov 13, Three Train coaches derail down embankment, near Clayton, AL	-- ~10
223.	1914 -- Aug 05, Trains Collide/Fire, KC and S. MO RR, Tipton Ford/Joplin, MO	-- 43
224.	1914 -- Sep 15, Flooding, Bridge Washout & Train Derailment, Lebanon, MO <sup>2030</sup>	-- 28
225.	1914 -- Sep 18, Malicious Vandalism, Train Derails, Livingston, AL <sup>2031</sup>	-- 10
226.	1915 -- Sep 27, Rail Tank Car Gasoline Explosion, Ardmore, OK <sup>2032</sup>	--40-44
227.	1915 -- Oct 16, Flash Flood, Bridge Fails, Train Derails, Randolph, KS <sup>2033</sup>	-- 11
	1915 -- Oct 19, Freight & Pass. Trains Collide, Agawam Curve, near Chickasha, OK--	8
228.	1915 -- Nov 22, Trains Collide, Circus and Passenger, near Columbus, GA	-- 11
229.	1916 -- Feb 22, Three Train Collision, near Milford, CT	-- 10
230.	1916 -- Mar 29, Three Train Collision in Fog, NY Central RR, ~ Amherst, OH <sup>2034</sup>	-- 27
231.	1916 -- Aug 12, Runaway Trolley Car Collision, ~Ebensburg and Johnstown, PA	--26-27
232.	1916 -- Oct 01, Freight Train/Street Car (Trolley) Crossing Collision, Detroit, MI	--10-14
233.	1916 -- Oct 15, Trains Collide, Burlington RR, Elwood, near Smithfield, NE	-- 11
234.	1916 -- Nov 7, Train goes through open drawbridge, ~ South Station, Boston, MA	-- 50
235.	1917 -- Feb 27, Trains Collide in Fog, Pennsylvania RR, Mount Union, PA <sup>2035</sup>	-- 20
236.	1917 -- July 1, Washout under track, Trolley into Niagara Riv., Niagara Co., NY	-- 12
237.	1917 -- Sep 28, Trains Collide, near Kellyville, OK	-- 33
238.	1917 -- Aug 13, Trains Collide, near North Branford, CT	-- 19
239.	1917 -- Dec 20, Train Collision, Shepherdsville, KY	-- 51
240.	1918 -- Jan 14, Train Derailment and Collision, Hammond, TX	-- 17
241.	1918 -- Feb 25, Trains Collide, near Frost Station, SC	-- 13
242.	1918 -- Jun 05, Trains Collide, near Burlington, VT	-- 10
243.	1918 -- Jun 22, Train rams Hagenbeck-Wallace Circus train, fire, Ivanhoe ~Hammond, IN--	75-86
244.	1918 -- July 09, Great Nashville Train Wreck (head-on collision), fire, Nashville, TN--	101
245.	1918 -- July 20, Trains Collide, near Chelsea, MI	-- 15
246.	1918 -- Sep 10, Trains Collide, near Birdsell, NE	-- 11
247.	1918 -- Sep 17, trains collide, near Marshfield, MO	-- 15

---

<sup>2030</sup> Cross-listed in Flooding

<sup>2031</sup> Cross-listed in Violence (other).

<sup>2032</sup> Cross-listed in Explosions and in Hazardous Materials.

<sup>2033</sup> Cross-listed in Flash Flooding and in Structural Failures, Bridges.

<sup>2034</sup> Cross listed in Fog as a Contributing Factor.

<sup>2035</sup> Cross-listed in Fog as a Contributing Factor.

248. 1918 -- Oct 03, train runs into passengers in fog, East Bedford, OH<sup>2036</sup> -- 20  
 249. 1918 -- Nov 1, speeding Brooklyn Rapid Transit train derails, tunnel mouth, Brooklyn, NY-93-<100

**RAIL – Train, Electric Rail, Streetcar, Trolley Events – CHRONOLOGICAL (continued):**

250. 1919 -- Jan 12, trains collide (rear-end), NY Central Railroad, South Byron, NY --20-22  
 251. 1919 -- Jan 13, trains collide, Fort Washington, PA (near Philadelphia) -- 14  
 252. 1919 -- July 01, Trains Collide, Dunkirk, NY -- 12  
 253. 1919 -- Aug 14, Train & Street Car Collide, Parmaco, near Parkersburg, WV -- 15  
 254. 1919 -- Nov 01, Train Hits “Auto Truck” at Grade Crossing, Clarksboro, NJ --14-16  
 255. 1919 -- Dec 20, Trains Collide/Fire, near Onawa, ME --23-24
256. 1920 -- Mar 14, Trains Collide, near Riverside, VT -- 10  
 257. 1920 -- Jun 09, Trains Collide, near Schenectady, NY -- 15  
 258. 1920 -- Jul 03, Trains Collide, Lackawanna & WY Valley RR, South Pittston, PA -- 17  
 259. 1920 -- Sep 06, Trains Collide, Denver & Interurban RR, ~ Globeville, CO -- 13
260. 1921 -- Feb 22, Trolleys collide head-on, 5-gallon gas can ignites, fire, Shelton, CT<sup>2037</sup>-- 10  
 261. 1921 -- Feb 27, Trains Collide, NY Central & MI Central RR, Porter, IN -- 37  
 262. 1921 -- Dec 05, Trains collide/burn, Philadelphia & Reading RR ~Bryn Athyn, PA --26-27
263. 1922 -- Aug 05, Trains Collide, MO Pacific Railroad, Sulphur Springs, MO -- 34  
 264. 1922 -- Aug 12, Train/Truck/Train Collisions, Annandale, MN -- 10  
 265. 1922 -- Dec 13, Trains Collide, Humble, TX -- 22
266. 1923 -- Sep 27, Flooding, Bridge Washout/Train Derails, near Lockett, WY<sup>2038</sup> -- 31
267. 1924 -- Feb 02, Interurban Traction Trains collide/fire, edge of Alfont, IN --19-21  
 268. 1924 -- June 01, Train Derailment/Collision, Wabash RR, Williamsport, IN -- 13
269. 1925 -- Mar 22, Trains Collide in Dense Fog, Ricohoc, LA (cross-listed in Fog) -- 11  
 270. 1925 -- June 08, Train Derail, Chesapeake & OH Railway, ~ Converse, IN -- 12  
 271. 1925 -- June 16, Train Derails, Rockport Crossing, near Hackettstown, NJ<sup>2039</sup> -- 50  
 272. 1925 -- Nov 12, Trains Collide in Fog near Monmouth Junction, NJ (also in Fog) -- 10
273. 1926 -- June 16, Trains Collide, Pennsylvania Railroad, near Gray, PA -- 16  
 274. 1926 -- Sep 02, Trains Collide, near Monroe, MI -- 10  
 275. 1926 -- Sep 05, Train Derailment, Denver & Rio Grande RR, near Waco, CO -- 30  
 276. 1926 -- Dec 23, Trains Collide, near Rockmart, GA -- 19
277. 1927 -- Oct 14, Interurban Railcar hits truck-trailer with people, Indianapolis, IN<sup>2040</sup>--20-21

<sup>2036</sup> Cross-listed in Fog as a Contributing Factor.

<sup>2037</sup> All deaths due to fire and/or suffocation.

<sup>2038</sup> Cross-listed in Flooding.

<sup>2039</sup> Cross-listed in Flooding.

<sup>2040</sup> Cross-listed in Road/Highway/Vehicular Incidents.

278. 1927 -- Jan 22, Baylor Univ. basketball team bus hit by train, Round Rock, TX<sup>2041</sup> -- 10

**RAIL – Train, Electric Rail, Streetcar, Trolley Events – CHRONOLOGICAL (continued):**

279. 1928 -- Aug 24, subway train crash, 42<sup>nd</sup> Street-Times Square Station, NYC NY -- 16

280. 1929 -- Jan 22, train hits Greyhound bus in snowstorm, near Bellevue, OH<sup>2042</sup> -- 20

281. 1929 -- July 09, train derailed, hit by 2<sup>nd</sup> train, Erie Railroad, near Corning, NY -- 12

282. 1929 -- July 18, Flash Flood, Bridge Down, Train Wreck, Stratton, CO<sup>2043</sup> -- 10

283. 1929 -- Aug 18, Train Derailment, Henryetta, OK -- 14

284. 1930 -- Jan 22, Train Hits School Bus, Berea, OH (cross-listed in Road/Highway) -- 10

285. 1930 -- Feb 23, Train/Car/Train Collisions, near Kenosha, WI -- 14

286. 1930 -- Apr 11, Train hits Pickwick-Greyhound bus, near Isleta, NM (also in Roads)-- 22

287. 1933 -- Aug 29, Storm, Bridge Weakened, Train Wreck, Tucumcari, NM<sup>2044</sup> -- 11

288. 1933 -- Sep 05, Passenger and Milk Trains Collide, Erie Railroad, Binghamton NY --14-23

289. 1933 -- Dec 14, School Bus hit, Atlantic Coast Line Train, near Crescent City, FL<sup>2045</sup>-- 11

290. 1934 -- Dec 27, Boiler Explosion, Engine Hauling Mine Workers, McDunn WV<sup>2046</sup> -- 18

291. 1935 -- Apr 12, School Bus & Train Collision, Grade-Crossing, Rockville, MD<sup>2047</sup> -- 14

292. 1936 -- Jan 24, Train hits car at crossing, all 11 members of family killed, Grabill, IN<sup>2048</sup>11

293. 1936 -- Mar 28, Grade Crossing Collision, Bus/Central Georgia Train, Bryon GA<sup>2049</sup>-- 11

294. 1936 -- Nov 24, L Train rear-ended, North Shore Line Interurban, Chicago, IL -- 10

295. 1937 -- Oct 22, School Bus hit by Rock Island Line Train *Rocket*, Mason City, IA<sup>2050</sup>-- 10

296. 1938 -- Jun 19, flash flood, bridge fails, train-cars fall into Custer Creek ~Saugus MT<sup>2051</sup>-47

297. 1938 -- Dec 01, Train hits Jordan High School Bus at Crossing, Midvale, UT<sup>2052</sup> -- 26

298. 1939 -- Aug 12, sabotage, *City of San Francisco* derailed, Humboldt Riv. Gorge ~Harney, NV--24

299. 1940 -- Mar 14, Train hits farm workers truck at Highway 83 crossing, Alamo, TX<sup>2053</sup>-- 29

300. 1940 -- Apr 19, speeding *Lake Shore Ltd.* train derailed, Gulf Curve, Little falls, NY -- 31

301. 1940 -- July 31, Gasoline-Electric and Freight Trains Collide/Fire, Cuyahoga falls, OH--43

302. 1942 -- July 08, Liberty Bell trolley and freight car collide near Norristown, PA -- 12

303. 1942 -- Aug 05, bus hit by passenger train at railroad crossing, Crystal Springs, MS -- 15

---

<sup>2041</sup> Cross-listed in Mining.

<sup>2042</sup> Cross-listed in Highway/Bus and in winter Storms

<sup>2043</sup> Cross-listed in Structural Failures (Bridge), and in Flooding

<sup>2044</sup> Cross-listed in Structural Failure (Bridge/Trestle)

<sup>2045</sup> Cross-listed in Highway Incidents – Bus.

<sup>2046</sup> Cross-listed in Rail.

<sup>2047</sup> Cross-listed in Highway Incidents – Bus.

<sup>2048</sup> Cross-listed in Road/Highway/Vehicular Incidents.

<sup>2049</sup> Cross-listed in Highway Incidents.

<sup>2050</sup> Cross-listed in Highway Incidents – Bus.

<sup>2051</sup> Cross-listed in Flooding and in Structural Failures, Bridges.

<sup>2052</sup> Cross-listed in Highway

<sup>2053</sup> Cross-listed in Road/Highway.

304. 1942 -- Sep 24, three-train crash, Smith's Cut, so. of Frederick, near Dickerson, MD-- 14

**RAIL – Train, Electric Rail, Streetcar, Trolley Events – CHRONOLOGICAL (continued):**

305. 1943 -- Oct 28, bus with children/workers goes past flashing lights, hit by train, Detroit, MI--16  
306. 1943 -- Aug 30, Lackawanna Ltd. train collides with freight engine ~Wayland, NY -- 29  
307. 1943 -- Sep 06, Congressional Limited train derails, Frankford Junction, PA<sup>2054</sup> --79-81  
308. 1943 -- Dec 16, *Tamiami Champion* train derails, 2<sup>nd</sup> Champion collides ~Rennert, NC-72-74
309. 1944 -- July 06, troop train derails/high speed/sharp curve, into river, High Cliff, TN-- 35  
310. 1944 -- Aug 04, Atlantic Coast Line train derails into freight train, near Stockton, GA-- 47  
311. 1944 -- Sep 14, passenger train & mail train collide head-on, heavy fog, Terre Haute, IN--29  
312. 1944 -- Sep 28, trains collide, North Western Railroad, near Missouri Valley, IA -- 10  
1944 -- Nov 08, train derailment, Southern Pacific Challenger, near Colfax, CA -- 9  
313. 1944 -- Dec 31, fog, Southern Pacific mail-express hits passenger train, ~Bagley, UT<sup>2055</sup>-48
314. 1945 -- June 15, freight train car derails/hit by passenger train (cars derail), Milton, PA-- 19  
315. 1945 -- Aug 09, train collision, Great Northern's *Empire Builder*, Michigan, ND -- 34
316. 1946 -- Apr 25, *Exposition Flyer* train rear-ends stopped *Advance Flyer*, Naperville, IL--45  
317. 1946 -- Dec 13, *Golden Triangle* passenger train hits stopped freight trains ~Coulter, OH--19
318. 1947 -- Feb 17, train-crew bus drives into path of one-car electric train, Andry, IN -- 13  
319. 1947 -- Feb 18, train derails, Pennsylvania RR *Red Arrow*, near Altoona, PA -- 24
320. 1948 -- Jan 1, speeding Missouri Pacific train rams 2<sup>nd</sup> train in snowstorm ~Otterville, MO--14
321. 1949 -- Apr 24, train hits family truck at railroad crossing, 8M south of Carthage, TN-- 10
322. 1950 -- Feb 17, trains collide head-on, Rockville Centre Station, Rockville Centre, NY-- 32  
323. 1950 -- May 25, Green Hornet trolley & gasoline tank truck collide, Chicago IL<sup>2056</sup> -- 34  
324. 1950 -- Sep 02, Milwaukee Interurban excursion trains collide headon ~Milwaukee WI--10  
325. 1950 -- Sep 11, Spirit of St. Louis train hits stopped PA NG troop train, Isleta, OH -- 33  
326. 1950 -- Nov 22, train collision, Richmond Hill, Queens, NY -- 79
327. 1951 -- Feb 06, speeding commuter train derails at temporary trestle, Woodbridge, NJ-- 85  
328. 1951 -- May 18, Penn. RR *Red Arrow* runs into *Pittsburgh Flyer* ~Bryn Mawr, PA -- 8-10  
329. 1951 -- Nov 12, snowstorm, high-speed passenger train runs into slow train ~Evanston, WY-- 17  
330. 1951 -- Nov 25, New York and New Orleans trains collide head-on ~Woodstock, AL-- 17
331. 1953 -- Mar 27, 3 trains (2 passenger, 1 freight) involved in collision ~Conneaut OH, in PA--21

---

<sup>2054</sup> Accounts note either 79 or 80 deaths. We do not know which is correct. The range of 79-81 is due to our including an indirect death of a Brooklyn man who committed suicide after identifying his wife and two children as fatalities. Without this inclusion, certainly 79 died. With inclusion, either 80 or 81 died.

<sup>2055</sup> Cross-listed in Fog as a Contributing Factor.

<sup>2056</sup> Cross-listed in Hazardous Materials incidents.

**RAIL – Train, Electric Rail, Streetcar, Trolley Events – CHRONOLOGICAL (continued):**

332. 1955 -- Aug 22, grade crossing, school bus hit by train, Spring City, TN<sup>2057</sup> -- 11
333. 1956 -- Jan 22, speeding Santa Fe RDC train overturns in curve, Redondo Jct., LA, CA-- 30
334. 1956 -- Feb 28, speeding train hits stopped train in snow storm, Swampscott, MA -- 13
335. 1956 -- Sep 05, switching error, Santa Fe Express trains collide, near Robinson, NM-- 20
336. 1958 -- Sep 15, train derails into water through open span of Newark Bay Bridge, NJ-- 48
337. 1959 -- Mar 18, car hit by train, Beaver creek Girl Scouts, Beaver creek, OH<sup>2058</sup> -- 10
338. 1959 -- June 28, train derailment, LPG-tank rupture, flash-fire, Meldrim, GA<sup>2059</sup> -- 23
339. 1960 -- Mar 01, train and oil tank truck collision and fire, Bakersfield, CA<sup>2060</sup> -- 14
- 1961 -- Feb 02, speeding train derails (Philadelphia Racing Special), Bowie, MD -- 6
340. 1961 -- Dec 14, grade crossing collision, train/school bus, Auburn/Greely, CO<sup>2061</sup> -- 20
341. 1962 -- July 28, "Baseball" train derails, Susquehanna Riv., Steelton, ~Harrisburg, PA-- 19
342. 1963 -- Sep 17, train hits migrant worker truck-bus, grade-crossing, Chualar, CA<sup>2062</sup>-- 32
343. 1964 -- May 11, train hits station wagon with 8 children at crossing, ~Mesa, AZ<sup>2063</sup>-- 10
344. 1966 -- Dec 28, train hits stalled oil tank truck at RR crossing, Fire, Everett, MA<sup>2064</sup>-- 13
345. 1971 -- June 10, Amtrak train derails, northbound City of New Orleans, near Salem, IL--11
346. 1972 -- Oct 30, rear-end train collision, IL Central Gulf Commuter Rail, Chicago, IL-- 45
347. 1973 -- July 05, LP gas RR tank car fire & explosion, Doxel Gas Co., Kingman, AZ<sup>2065</sup>--13
348. 1976 -- Feb 07, train hits camper-truck of children, grade crossing, Beckemeyer, IL<sup>2066</sup>-- 12
349. 1977 -- Feb 04, CTA elevated L trains crash; 4 cars fall onto street below, Chicago, IL-- 11
350. 1977 -- Oct 02, Amtrak train hits pickup (3 adults/7minors), RR crossing, Plant City, FL-- 10
351. 1978 -- Feb 24, train derails Feb 22, LPG tank car leaks/explodes 24<sup>th</sup>, Waverly, TN-- 16
- 1978 -- Feb 26, chlorine release when train derails (no train deaths), Youngstown, FL-- 8
360. 1987 -- Jan 04, Amtrak 94 rear-ends Conrail ENS-121 freight train, Chase, MD -- 16
352. 1993 -- Sep 22, fog, barge hits bridge, Amtrak train derails into water/fire, ~Mobile, AL-- 47
- 1995 -- Oct 25, school bus stopped at crossing hit by train, Fox River Grove, IL -- 7
353. 1996 -- Feb 16, MARC and Amtrak 29 trains collide/fire, ~Silver Spring, MD -- 11
354. 1999 -- Mar 15, Amtrak train & truck collision, grade crossing, Bourbonnais, IL -- 11

---

<sup>2057</sup> Cross-listed in Highway Incidents.

<sup>2058</sup> Cross-listed in Highway Incidents.

<sup>2059</sup> Cross listed in Hazardous Materials.

<sup>2060</sup> Cross-listed in Hazardous Materials and in Highway Incidents.

<sup>2061</sup> Cross-listed in Road/Highway.

<sup>2062</sup> Cross-listed in Vehicular/Road/Highway events.

<sup>2063</sup> Cross-listed in Road/Highway.

<sup>2064</sup> Cross-listed in Vehicular—Road/Highway

<sup>2065</sup> Cross-listed in Explosions and in Hazardous Materials.

<sup>2066</sup> Cross-listed in Road/Highway.



**Rail** Events – **Chronological** (continued):

355. 2005 -- Jan 26, train hits parked SUV; derails; hits parked train, Glendale, CA<sup>2067</sup> -- 11
356. 2008 -- Sep 12, Metrolink 111 and Union Pacific train collision, Chatsworth, CA -- 25

---

<sup>2067</sup> Cross-listed in Vehicular/Highway, and in Violence/Manslaughter.

**ROAD/HWY/Vehicular--Main list -- Auto, Bus, Coach, Trolley, Truck, Van -- By Mortality**

1. 1967 -- Dec 15, Silver Bridge collapse, vehicles fall, OH Riv., Point Pleasant, WV<sup>2068</sup>-- 46
2. 1989 -- Oct 17, Loma Prieta earthquake, Nimitz Highway collapse, Northern CA<sup>2069</sup> -- 41
3. 1980 -- May 09, freighter hits Sunshine Skyway Bridge, span collapse, Tampa, FL<sup>2070</sup>-- 35
4. 1950 -- May 25, collision, Green Hornet trolley & gasoline tank truck, Chicago, IL<sup>2071</sup>-- 34
5. 1963 -- Sep 17, train hits migrant worker truck-bus, grade-crossing, Chualar, CA<sup>2072</sup> -- 32
6. 1940 -- Mar 14, train hits farm workers truck at Highway 83 crossing, Alamo, TX<sup>2073</sup> -- 29
7. 1962 -- Jan 28-Feb 2, dense fog, traffic accidents/pileups/train hits bus, Central Valley CA--28-29
8. 1976 -- May 21, Yuba City High School bus goes off cliff, Yuba City, CA -- 29
9. 1944 -- Jan 06, Army Air Force bus and train collide, Kingman Army Air Field, AZ -- 28
10. 1952 -- Aug 04, Greyhound buses collide head-on, fire, Waco, TX -- 28
  
11. 1958 -- Feb 28, school bus hits wrecker, goes in Levisa Fork river near Prestonsburg, KY--27
12. 1963 -- May 18, farm worker bus sideswiped by truck, goes into canal, ~Belle Glade, FL-- 27
13. 1988 -- May 14, church bus hit by drunk driver, Carrollton, KY -- 27
14. 1938 -- Dec 01, train hits Jordan High School bus at crossing, Midvale, UT (in Rail) -- 26
15. 1931 -- Aug 03, bus goes through open drawbridge, Sampit River ~Georgetown, SC<sup>2074</sup>-- 23
16. 2005 -- Sep 23, Hurricane Rita nursing home evacuation bus burns, Wilmer, TX -- 23
17. 1930 -- Apr 11, train Hits Pickwick-Greyhound bus, near Isleta, NM (in Rail section) -- 22
18. 1942 -- Dec 22, rockslide crushes passenger bus, near Aliquippa, PA (Landslide sec.) -- 22
19. 1999 -- May 9, casino/tour bus crashes into concrete wall, New Orleans, LA -- 22
20. 1927 -- Oct 14, interurban railcar hits truck-trailer with people, Indianapolis, IN<sup>2075</sup> --20-21
21. 1937 -- Mar 24, blowout, roller-skate team bus hits bridge, burns, Salem IL -- 21
22. 1957 -- June 06, tractor-trailer and laborer truck collide, burn, near Fayetteville, NC -- 21
23. 1986 -- May 30, tour bus crashes in West Walker River, Walker, CA -- 21
24. 1989 -- Sep 21, truck/Mission School bus collision and drownings, Alton, TX -- 21
25. 1929 -- Jan 22, train hits Greyhound bus in snowstorm, near Bellevue, OH<sup>2076</sup> -- 20
26. 1934 -- July 22, bus with defective brakes runs off road and burns, Ossining, NY --19-20
27. 1936 -- Jan 31, prisoner fire ignites gas vapor in back of prison truck, Scottsboro, AL -- 20
28. 1944 -- Mar 20, bus slides off Market Street Bridge into Passaic River, ~Passaic, NJ --19-20
29. 1961 -- Dec 14, train and school bus collision, Auburn, CO (in Rail section also) -- 20
30. 1968 -- Mar 07, wrong-side/intoxicated driver's auto hits bus, fire, I-15, Baker, CA -- 20
31. 1980 -- June 5, Central Texas Charter tour bus goes off Highway 7, near Jasper, AR -- 20
32. 2018 -- Oct 6, birthday party limo hits vehicle/bystanders, Apple Barrel, Schoharie, NY-- 20
33. 1943 -- June 05, Army truck crashes through bridge over railroad near Nashville, TN -- 19
34. 1947 -- Aug 05, worker and gasoline trucks collide and burn, near Waxahachie, TX<sup>2077</sup>-- 19

<sup>2068</sup> Cross-listed in Structural Collapse.

<sup>2069</sup> Cross-listed in Earthquakes. There was a total of 67 fatalities.

<sup>2070</sup> Cross-listed in Maritime and in Structural Collapse/Bridges. A bus and several cars fell; 22 fatalities on the bus.

<sup>2071</sup> Cross-listed in Rail.

<sup>2072</sup> Cross-listed in Rail.

<sup>2073</sup> Cross-listed in Rail.

<sup>2074</sup> This was the deadliest non-collision bus disaster in the U.S. until May 9, 1980 when a freighter hit the Skyway bridge in Tampa, knocking out a span, causing a Greyhound bus to fall into the Bay with 26 fatalities.

<sup>2075</sup> Cross-listed in Rail.

<sup>2076</sup> Cross-listed in Rail and winter Storms.

35. 1972 -- Dec 26, semi-trailer hits church bus, US 60-84 bridge ~Fort Sumner, NM -- 19  
 36. 1974 -- Jan 15, speeding farm labor bus goes into irrigation ditch, drownings, Blythe, CA--19

**ROAD/HWY/Vehicular -- Main List -- Auto/Bus/Motorized Coach/Trolley/Truck/Van --  
 Mortality (continued)**

37. 1922 -- Sep 11, truck falls through wood bridge, Satilla Riv., 20 mi. ~Homerville, GA<sup>2078</sup>--18  
 38. 1966 -- Feb 01, farm labor bus hit by train engine pulling cabooses, south of Miami, FL-- 18  
 39. 1937 -- Jan 25, Tamiami Trail Tours bus goes in Everglades canal ~Coral Gables, FL -- 17  
 40. 1941 -- Oct 26, Greyhound bus hits bridge railing, gas fire consumes bus, Clanton, AL-- 17  
 41. 1959 -- June 08, farm labor truck and bus collide, fuel explosion/fire, near Phoenix, AZ-- 17  
 42. 1991 -- Nov 29, dust storm, massive I-5 pileup, Coalinga, CA (in Dust Storm section) -- 17  
 43. 2008 -- Aug 08, chartered tour bus crash off bridge, U.S. Highway 75, Sherman, TX -- 17  
 44. 1919 -- Nov 01, train hits "auto truck" at grade crossing, Clarksboro, NJ<sup>2079</sup> --14-16  
 45. 1942 -- Oct 28, bus with children/workers goes past flashing lights, hit by Train, Detroit, MI-- 16  
 46. 1945 -- Nov 26, school bus goes into Lake Chelan in snowstorm, Chelan, WA -- 16  
 47. 1949 -- Aug 10, Greyhound bus hits bridge, rolls and burns, IN 37 ~Bloomington, IN -- 16  
 48. 1975 -- Apr 29, Surtigas, S.A. LPG tank truck crash/explosion/fire, near Eagle Pass, TX-- 16  
 49. 1900 -- Aug 12, train hits horse-drawn coach at grade crossing ~Slatington, PA<sup>2080</sup> --13-15  
 50. 1911 -- Sep 24, train collides with hay wagon at railroad crossing, Neenah, WI<sup>2081</sup> -- 15  
 51. 1942 -- Aug 05, bus hit by passenger train at railroad crossing, Crystal Springs, MS -- 15  
 52. 1973 -- Feb 06-11, rain storms and vehicular accidents (3 by drowning), CA, esp. So. CA--15  
 53. 2004 -- Oct 09, MCI Motorcoach crash, I-55 near Turrell, AR -- 15  
 54. 2011 -- Mar 12, World Wide Travel casino tour bus crash, I-95, Bronx, NY -- 15  
 55. 1935 -- Apr 12, school bus and train collision, Rockville, MD (also in Rail section) -- 14  
 56. 1935 -- Dec 22, bus goes through drawbridge guardrail into Appomattox Riv., Hopewell, VA--all 14  
 57. 1951 -- Aug 18, beer truck and car collide, truck/Greyhound bus collide ~Alpena, MI --11-14  
 58. 1957 -- June 13, U.S. Army truck skids into Piney Ford Creek, Fort Campbell, KY -- 14  
 59. 1958 -- June 16, migrant farm worker truck fire (spilled gasoline) Soledad, CA -- 14  
 60. 1960 -- Mar 01, train and oil tank truck collision, fire, Bakersfield, CA<sup>2082</sup> -- 14  
 61. 1972 -- May 13, Greyhound bus/13 passing a car hits truck, US 11W, Bean Station, TN-- 14  
 62. 1994 -- July 03, tractor trailer rear-ends family van, Interstate 20, Weatherford, TX -- 14  
 63. 2002 -- May 26, barge hits bridge, span collapse, vehicles fall, Webbers falls, OK<sup>2083</sup> -- 14  
 64. 2002 -- Sep 12, speeding van, off John's Bridge between Eagle & Churchill Lakes, ME-- 14  
 65. 2012 -- July 22, pickup truck with 23 illegals crashes, US Highway 59 ~Goliad, TX -- 14

<sup>2077</sup> Cross-listed in Hazardous Materials Transportation.

<sup>2078</sup> Cross-listed in Structural Failures—Bridges.

<sup>2079</sup> Cross-listed in Rail.

<sup>2080</sup> Cross-listed in Rail.

<sup>2081</sup> Cross-listed in Rail.

<sup>2082</sup> Cross-listed in Hazardous Materials Transportation and in Rail.

<sup>2083</sup> Cross-listed under Maritime and Structural Collapse.

**ROAD /Hwy/ Vehicular – Main List -- Auto/Bus/Motorized Coach/Trolley/Truck/Van –  
Mortality (continued):**

66. 1947 -- Feb 17, train-crew bus drives into path of one-car electric train, Andry, IN -- 13  
67. 1963 -- June 10, brakes fail, truck with Boy Scouts goes off hill ~Hole-in-the-Rock, UT-- 13  
68. 1966 -- Dec 28, train hits stalled oil tanker truck at RR crossing, fire, Everett, MA<sup>2084</sup> -- 13  
69. 1973 -- Nov 03, charter bus crash, driver heart attack, I-880 near Sacramento, CA -- 13  
70. 1974 -- Mar 08, US INS prison van hits parked tractor trailer, I-8, Jacumba Mts., CA -- 13  
71. 1999 -- Aug 09, farm worker van collides with truck, Five Points, CA -- 13  
72. 1999 -- Dec 04, illegal worker van collides with 18-wheeler, I-40 ~Albuquerque, NM -- 13  
73. 2007 -- Aug 01, Interstate 35W bridge collapse, vehicles fall, Minneapolis, MN<sup>2085</sup> -- 13  
74. 2016 -- Oct 23, tour bus runs into semi, I-10, Indian Canyon near Palm Springs, CA -- 13  
75. 2017 -- Mar 29, pickup truck hits church bus head-on, Hwy 83 near Concan, TX -- 13  
76. 2021 -- Mar 02, illegal's SUV and semi-truck collide, State Hwy 115 near Holtville, CA-- 13
77. 1940 -- Apr 21, two cars collide head-on (young people 17-23), Slayton, MN<sup>2086</sup> -- 12  
78. 1942 -- Oct 03, gasoline tanker, hay wagon & bus collision, explosion ~Lumberton, NC-- 12  
79. 1956 -- Dec 16, car, inebriated driver, hits train at RR crossing, SW Phoenix, AZ -- 12  
80. 1957 -- June 11, train hits farm worker truck at railroad crossing, Vroman, CO -- 12  
81. 1959 -- Oct 09, semi-trailer tanker rear-ends Trenton State Col. bus, New Brunswick, NJ-- 12  
82. 1976 -- Feb 07, train hits camper-truck of children, grade crossing, Beckemeyer, IL<sup>2087</sup>-- 12  
83. 1990 -- Dec 11, fog, multiple-vehicle collisions, I-75 near Calhoun, TN<sup>2088</sup> -- 12  
84. 1994 -- Mar 09, pickup truck with 20 illegals wrecks, I-15 near Barstow, CA -- 12
85. 1933 -- Dec 14, school bus hit by Atlantic Coast Line train, near Crescent City, FL<sup>2089</sup>-- 11  
86. 1936 -- Jan 24, train hits car at crossing, all 11 members of family killed, Grabill, IN<sup>2090</sup>-- 11  
87. 1936 -- Mar 28, bus & Central of Georgia train grade crossing collision, Bryon, GA<sup>2091</sup>-- 11  
88. 1943 -- Dec 14, war workers bus and tractor trailer collide, bus burns, ~Campbell, NY-- 11  
89. 1954 -- July 31, car loses brakes, hits cliff and burns, Pine Mountain, KY -- 11  
90. 1955 -- Aug 22, school bus hit by train at railroad crossing, Spring City, TN<sup>2092</sup> -- 11  
91. 1957 -- May 25, two-car collision kills two families, IL Hwy. 116 near Benson, IL -- 11  
92. 1959 -- June 2, tractor trailer hits stopped propane gas truck, fire, explos. ~Deer Lake, PA--11  
93. 1961 -- June 30, wrong-way, Cal. speeding pickup hits Cal. station wagon, Jean, NV -- 11  
94. 1963 -- Nov 03, car goes through inoperable dead-end warning into Harlem River, NYC-- 11  
95. 1965 -- Aug 28, Greyhound bus and timber truck collide, Vinton, LA -- 11  
96. 1981 -- Feb 18, commuter bus crash, I-95, into Chopawamsic Creek near Quantico, VA-- 11  
97. 1983 -- Aug 10, car/tractor-trailer head-on collision, Highway 86 near Coachella, CA -- 11  
98. 1994 -- July 03, tractor trailer broadsides pickup truck near Snyder, west TX -- 11

---

<sup>2084</sup> Cross-listed in Rail.

<sup>2085</sup> Cross-listed in Structural Collapse/Bridges.

<sup>2086</sup> This was at the time the deadliest "pleasure car" accident in the country.

<sup>2087</sup> Cross-listed in Rail.

<sup>2088</sup> Cross-listed in Fog as a Contributing Factor.

<sup>2089</sup> Cross-listed in Rail.

<sup>2090</sup> Cross-listed in Rail.

<sup>2091</sup> Cross-listed in Rail.

<sup>2092</sup> Cross-listed in Rail.

99. 1994 -- Aug 21, SUV crosses center-line, hits sedan, Hwy Alt 97 near Wenatchee, WA-- 11  
 100. 1997 -- July 29, dump truck hits pickup truck, Albion, Concord Township, MI -- 11  
 101. 1997 -- Sep 09, Van/Pickup Collide/burn, Hwy 1, ~San Julian Ranch & Lompoc, CA-- 11  
 102. 1997 -- Nov 16, Highway Collision/Fog, Van and Semi, Mendota, CA (also Fog sec.)-- 11  
 103. 1999 -- Mar 15, Amtrak train & truck collision at grade crossing, Bourbonnais, IL<sup>2093</sup>-- 11  
 104. 2001 -- Jan 26, black ice hwy. accident, Salvation Army bus/ban, Will County, IL -- 11  
 105. 2005 -- Jan 26, train hits parked SUV; derails; hits parked train, Glendale, CA<sup>2094</sup> -- 11  
 106. 2009 -- June 6, Illegal Immigrant (22) smuggling SUV blowout/rolls, ~Sonoita, AZ -- 11  
 107. 2010 -- Mar 26, Highway Crash, Tractor-Trailer hits Van, ~Munfordville, KY -- 11  
 108. 2012 -- Jan 29, Smoke/Haze/Fog, Interstate 75 Pileup, south of Gainesville, FL -- 11

**ROAD/HWY/Vehicular -- Main List -- Auto/Bus/Motorized Coach/Trolley/Truck/Van  
 Mortality (continued)**

109. 1892 -- Jan 19, train hits Clover Fishing Club sleighing party, St Louis, MO -- ~10  
 110. 1926 -- July 22, bus with Brooklyn excursionists overturns, near Nyack, NY -- 10  
 111. 1927 -- Jan 22, Baylor Univ. Basketball Team bus hit by train, Round Rock, TX<sup>2095</sup> -- 10  
 112. 1930 -- Jan 22, train hits school bus, Berea, OH (cross-listed in Rail section) -- 10  
 113. 1937 -- Oct 22, school bus hit by Rock Island Line train *Rocket*, Mason City, IA<sup>2096</sup> -- 10  
 114. 1941 -- Dec 25, bus crashes into fuel oil tank in yard after car collision, St. Louis, MO-- 10  
 115. 1944 -- Nov 21, car/truck collision, butane gas tank truck explosion, Denison, TX<sup>2097</sup>-- 10  
 116. 1949 -- Apr 24, train hits family truck at railroad crossing, 8M south of Carthage, TN-- 10  
 117. 1949 -- Nov 10, cotton pickers truck & semi collide, U.S. Hwy. 80 near Gila Bend, AZ--10  
 118. 1953 -- Mar 20, family of 10 killed in truck and car collision, near Washington, NJ -- 10  
 119. 1953 -- Aug 01, two cars collide/side-swipe in downpour, US 10 near Randall, MN --all 10  
 120. 1954 -- June 7, two-car collision, Rt. 416 (MD 4) Lyons Creek, Calvert County, MD-- 10  
 121. 1956 -- Oct 03, two automobiles collide head-on near Muncie, IN -- 10  
 122. 1959 -- Mar 18, station-wagon (Beavercreek Girl Scouts) hit by train, ~Xenia, OH --all 10  
 123. 1962 -- July 25, brakes fail, propane LPG tanker truck crash/explos./fire, Berlin, NY<sup>2098</sup>-10  
 124. 1963 -- Sep 02, two-car collision, TX State Highway 146 near Dayton, TX -- 10  
 125. 1964 -- May 11, train hits station wagon with 8 children at crossing, near Mesa, AZ<sup>2099</sup>--10  
 126. 1966 -- July 03, two cars collide, Ajo Highway ~12 miles west of Three Points AZ --all 10  
 127. 1967 -- June 23, station wagon/10 runs stop sign, hits asphalt tanker truck, Hardeeville, SC--10  
 128. 1972 -- Nov 7, freighter hits Sidney Lanier Bridge, span collapses/cars fall, Brunswick GA-- 10  
 129. 1975 -- July 03, car/truck-camper headon collision, Rt/ 98 Navajo Reservation, no. AZ-- 10  
 130. 1977 -- Oct 02, Amtrak train hits pickup (3 adults/7minors), RR crossing, Plant City, FL-- 10  
 131. 1979 -- Apr 23, impaired driver pickup speeds through curve into trees ~Crofton, MD-- 10  
 132. 1981 -- June 26, converted bus/motor home fire, I-15, Cajon Pass, ~Victorville CA -- 10  
 133. 1982 -- Oct 08, tractor semitrailer collides head-on with church van near Lemoore, CA-- 10  
 134. 1983 -- Dec 23, collision, activity bus/semitrailer, near Devers, TX -- 10

<sup>2093</sup> Cross-listed in Rail.

<sup>2094</sup> Cross-listed in Rail, and in Violence/Manslaughter.

<sup>2095</sup> Cross-listed in Rail.

<sup>2096</sup> Cross-listed in Rail.

<sup>2097</sup> Cross-listed in Explosions and in Hazardous Materials Transportation.

<sup>2098</sup> Cross-listed in Explosions.

<sup>2099</sup> Cross-listed in Rail.

**ROAD/HWY/Vehicular--Main List--Auto/Bus/Motorized Coach/Trolley/Truck/Van  
Mortality (continued):**

135.	1985 -- Oct 06, brush fire smoke, 33-vehicle pileup, I-5 near Sacramento, CA	--	10
136.	1987 -- Apr 05, flooding/Schoharie Cr. bridge fails/vehicles fall, I-90 ~Fort Hunter <sup>2100</sup> NY	--	10
137.	1987 -- July 17, flash flood, church youth bus & van swept into river ~Comfort, TX <sup>2101</sup>	--	10
138.	1990 -- Jan 24, farm worker van goes into canal, curve in fog, near Clewiston, FL	--	10
139.	1995 -- Apr 09, dust storm-related vehicle accidents, Bowie, AZ (Dust Storm sec.)	--	10
140.	1997 -- July 30, high schoolers' SUV in no-passing zone, hit by truck, ~Plymouth NC	--	10
141.	2000 -- Jan 23, icy-road, multi-vehicle collision/fire, I-29 near Platte City, MO	--	10
142.	2002 -- Oct 11, fog, multi vehicle pileup, I-43, near Cedar Grove, WI <sup>2102</sup>	--	10
143.	2003 -- July 16, car collides with car and pedestrians, Santa Monica, CA	--	10
144.	2004 -- Sep 20, tractor-trailer crosses median, hits pickup and SUV, ~Sherman, TX	--	10
145.	2006 -- Aug 07, SUV with illegals flips evading Border Patrol spike strip, ~Yuma, AZ	--	10
146.	2009 -- June 26, tractor-trailer hits multiple cars, Will Rogers Turnpike ~Miami, OK	--	10
147.	2014 -- Apr 11, FedEx truck hits high school charter bus, I-5 near Orland, CA	--	10
148.	2015 -- Jan 14, TX Corrections Dept. prison bus skids off icy I-20, hits Train ~Penwell, TX	--	10
149.	2021 -- June 19, 18-vehicle crash, 8 girls/Tallapoosa Girls Ranch van, 2/SUV, I-65, Butler Co., AL <sup>2103</sup>	--	10

**Other: (fewer than 10 deaths)**

1893	-- Jan 18, sleighing party hit by train at grade crossing, Lonsdale, RI <sup>2104</sup>	--	9
1912	-- Oct 07, racing cars collide, Thirty-third Street Bridge, Philadelphia, PA	--	9
1919	-- Jan 26, nitroglycerin explodes, wagon going through town of Big Heart, OK <sup>2105</sup>	--	8-9
1936	-- July 18, train hits car/9 occupants, crossing near Dundee, near Ann Arbor, MI	--	9
1937	-- May 30, two car collision on curve/6 one family, Hwy. 42, Newtonburg, WI	--	9
1940	-- Nov 07, automobile and gravel truck collide, all killed, Pipestone, MN	--	9
1955	-- Nov 18, truck drives into path of train at crossing near Newport, MI	--	9
1965	-- Sep 10, speeding car crosses median (blowout?) hits another near Lincolnton, NC	--	9
1969	-- Oct 26, drag-racing car hits stopped car with 9 churchgoers, Indianapolis, IN	--	9
1983	-- Mar 25, crash, Jonesboro School District bus, near Newport AR	--	9
1984	-- Jan 21, Whitefish HS wrestling team bus hits jack-knifed fuel tanker/burns ~Essex MT	--	9
1988	-- Dec 23, propane tanker hits wall explodes; parts hit house, cars, Memphis TN <sup>2106</sup>	--	9
1990	-- Feb 24, 32-car pileup at beginning of blizzard, I-75 north of Tipp City, OH	--	9
2003	-- Jan 02, pickup carrying illegals crashes into tractor trailer, I-80 near Menlo, IA	--	9
2008	-- Jan 06, motorcoach runs off road, rolls over, U.S. Rt. 163, Mexican Hat, UT	--	9
2012	-- Dec 30, tourist charter bus crash, icy I-84 near Pendleton, OR	--	9
2018	-- Aug 30, semitrailer hits Greyhound bus after blowout, I-40, near Thoreau, NM	--	9
1926	-- Nov 01, truck hits street car head-on, is hit by following truck, Fire, Dayton, OH	--	8

<sup>2100</sup> Cross-listed in Structural Failures -- Bridges. I-90 (NY State Thruway) Schoharie Creek bridge is ~a mile south of Fort Hunter hamlet, Montgomery Co., and ~5½ miles west of Amsterdam, NY, 37 miles NW of Albany.

<sup>2101</sup> Cross-listed under Flooding and Flash Floods.

<sup>2102</sup> Cross-listed in Fog as a Contributing Condition.

<sup>2103</sup> *The Weather Channel* includes these deaths in the twelve it attributes to Tropical Storm Claudette.

<sup>2104</sup> Cross-listed in Rail.

<sup>2105</sup> Cross-listed in Explosions and in Hazardous Materials Events

<sup>2106</sup> Cross-listed in Explosions and in Hazardous Materials Events.

1938 -- Nov 19, auto with 7 crippled children falls into mine-pit, Wilkes-Barre, PA	--	8
1942 -- Feb 22, train hits car at crossing, near Abingdon, VA	--	8
1943 -- July 04, autos collide head-on, Route 68, 3M S of Marienville, northwest PA	--	8
1943 -- Aug 09, US Navy bomber crashes (3) into bus (8), Pearl Harbor Navy Yard, HI	--	8
1950 -- Mar 25 dust storms & auto accidents, TX (3), KS (4), NE (1)	--	8
1959 -- Dec 18, car tries to beat train across road at crossing, Fowlerville, MI	--	8
1959 -- Dec 25, car collides with concrete abutment, Hwy 9-W near Haverstraw, NY	--	8
1966 -- Apr 30, head-on collision; car with teens and family station wagon, US 26, Elsie, OR--	8	
1971 -- Jan 3, wrong-way car/3 deaths and station wagon/5 collide, I-74, near Shelbyville, IN--	8	
1977 -- July 14, out of control car/6 hits motor home/2, rural US 69 near Stringtown, OK	--	8
1981 -- Mar 6, Mid-Valley High School Auto Crash, Underwood Road, Throop, PA	--	8
1981 -- Nov 14, hazardous material tanker sideswipes truck, explodes ~Canon City, CO <sup>2107</sup> --	8	
1989 -- Apr 01, Hatchie River Bridge Collapse, 5 vehicles fall, near Covington, TN <sup>2108</sup>	--	8
1999 -- Sep 25, I-84 pileup/dust storm/high wind/wheat field under plow ~Pendleton OR <sup>2109</sup> --	8	
2001 -- Sep 15, barge hits Queen Isabella Causeway, span collapses, Port Isabel, TX	--	8
2002 -- Mar 26, retirement home bus crashes into van, Dodge County, WI	--	8
2008 -- Feb 16, car hits street race spectators, Indian Head Highway, Accokeek, MD <sup>2110</sup>	--	8
2013 -- Oct 02, church bus tire blowout, crash into SUV and tractor-trailer, I-40 east TN	--	8
2023 -- May 7, SUV driven into 18 migrant pedestrians at a bus-stop, Brownsville, TX	--	8
2023 -- Oct 24, pileup of 168 vehicles in fog/smoke, I-55 outside New Orleans, LA	--	8
2024 -- May 14, pickup hits migrant farmworker bus, State Rd. 40, Marion Co., FL	--	8

**ROAD/HWY/Vehicular -- Main List -- Auto/Bus/Motorized Coach/Trolley/Truck/Van  
By Mortality (continued)**

1934 -- Nov 16, auto's collide and burn, Hensheytown, near Bellwood and Altoona PA	--	7
1942 -- Feb 26, bus with airmen hit by train at railroad crossing in snow storm ~Enid, OK--	7	
1942 -- Mar 07, car and ammo truck collide, fire, delayed explosion, near Selma, NC <sup>2111</sup>	--	7
1944 -- July 02, Army truck overturns, Farrington Hwy, Waialua, Oahu, hits pedestrians	--	7
1951 -- Jan 28, traffic accident, Toccoa, Stephens County, GA	--	7
1952 -- Jan 28, tire blowout, car hits bridge, goes into slough, US 54 near Kingman, KS	--	7
1959 -- Nov 09, three trucks and one car collision, West Brooklyn, IL	--	7
1966 -- Mar 07, two car collision, US Highway 61 north of St Paul, MN	--	7
1969 -- Dec 14, Order of Eastern Star charter bus skids off icy road, Gap near Lancaster, PA--	7	
1970 -- Jul 15, Hillel Day School, Long Isl., NY, Charter Bus Wreck, ~New Smithville, PA--	7	
1977 -- Sep 24, gasoline tanker truck hits buildings/fire, KY Route 11, Beattyville, KY	--	7
1982 -- Apr 07, HazMat gasoline truck collision, Caldecott Tunnel, Oakland CA <sup>2112</sup>	--	7
1983 -- Jan 19, driver dozes, semi hits cars, fire, toll booth, CT Turnpike, Stratford, CT	--	7
1988 -- Aug 03, multi-vehicle pileup (smoke from burning field), I-5 near Albany, OR	--	7
1994 -- Jan 30, van apparently driven into path of tractor-trailer, near Howell, MI	--	7

<sup>2107</sup> Cross-listed in HazMat. Gasoline tanker ruptured/exploded burning to death 6 passengers in nearby car.

<sup>2108</sup> Cross-listed in Structural Collapse/Bridges.

<sup>2109</sup> Cross-listed in Dust Storms.

<sup>2110</sup> Cross-listed in Automobile Racing.

<sup>2111</sup> The intersection of State Highways 70 and 301, where collision occurred is just between Selma and Smithfield.  
Cross-listed in Explosions.

<sup>2112</sup> Cross-listed in Hazardous Materials.

1994 -- Feb 08, Fargo ND van hits snowplow in whiteout, I-94 near Alexandria, MN	--	7
1995 -- Oct 25, school bus stopped at road crossing hit by train, Fox River Grove, IL <sup>2113</sup>	--	7
2007 -- Mar 02, Bluffton University Ohio Baseball Team bus crash, Atlanta, GA	--	7
2009 -- Jan 30, tour bus crash (loss of control and rollover), Dolan Springs, AZ	--	7
2019 -- Jan 03, multi-vehicle collision (4); diesel fuel fire, I-75 near Gainesville, FL	--	7
2019 -- June 21, pickup truck crashes into ten motorcycles, U.S. 2, Randolph, NH	--	7
2024 -- Aug 31, bus crash, front tire failure, I-20 near Bovina, Warren County, MS	--	7

**ROAD/HWY/Vehicular -- Main List -- Auto/Bus/Motorized Coach/Trolley/Truck/Van  
By Mortality (continued):**

1934 -- Apr 15, Nevin Western bus hits truck on side of road, near Elyria, OH	--	6
1948 -- Mar 27, car turns in front of truck, collide in heavy fog, near Kalamazoo, MI	--	6
1949 -- Oct 16, auto hits horse/on-coming car skids into the auto, 7M south of Sicily Isl. LA--	6	
1950 -- Feb 28, speeding car/4 Ft. Meade soldiers, hits taxi, US 1 near Patapsco Riv. Bridge, MD--	6	
1951 -- Jan 28, Bridal party car misses Mystic Riv. bridge ramp, goes off old bridge draw, Boston MA--	6	
1953 -- May 29, speeding car and 10-ton power shovel collide, South China, ME	--	6
1959 -- Feb 14, OH car goes into Middle Fork, Poca River, Rt 21 near Sissonville, WV	--	6
1959 -- June 08, auto/trucks collide, family killed, near Duncansville, Western PA	--	6
1960 -- Sep 12, station wagon of high school students hits tractor-trailer near Ripley, WV	--	6
1960 -- Dec 07, truck carrying bottled gas (4 killed) hit by train (2), near Nashua, NH	--	6
1961 -- June 17, automobiles collide head-on near Lovelock, NV	--	6
1961 -- Sep 24, one-ton stake-body truck (carrying 17) overturns/burns, Jacksonville, FL	--	6
1963 -- Jan 27, cars collide, Corunna and Morrish Rds., five miles west of Flint, MI	--	6
1964 -- Mar 20, car skids on icy US 69 curve into path of truck, near Cameron, MO	--	6
1965 -- Feb 23, truck/1 and car/5 collide, burn, US 31 five miles so. of Decatur AL	--	all 6
1969 -- June 04, speeding car collides with family car, near Slippery Rock, western PA	--	6
1969 -- Nov 29, multiple vehicles collide in fog, fires, NJ Turnpike no. of Swedesboro, NJ--	6	
1971 -- Apr 06, car with US Coast Guardsmen, goes into Curtis Creek ~Glen Burnie, MD--	6	
1976 -- May 11, HAZMAT (ammonia) truck hits I-610 ramp, falls onto Freeway, Houston, TX--	6	
1986 -- July 20, stolen police car runs red light, rams car killing 6 inside, Moorestown NJ	--	6
1990 -- Feb 25, out-of-control car crosses I-65 median into path of Bus, Indianapolis, IN	--	6
1999 -- June 04, speeding car runs light, hits car with 3 retired couples, Boca Raton, FL	--	6
2013 -- Mar 10, speeding SUV (teens) hits guardrail, flips into pond near Warren, OH	--	6
2017 -- June 19, dust-storm, vehicular pileup, westbound I-10, near Lordsburg, NM <sup>2114</sup>	--	6
2019 -- Jan 06, drunk driver going wrong way, I-75, hits MI family car, Lexington, KY	--	6
2022 -- July 15, dust storm, 21-vehicle pileup, I-90 near Hardin, Big Horn County, MT	--	6
2023 -- May 01, vehicular pileup in farm dust, high wind, I-55 north of Farmersville, IL	--	6
2023 -- Nov 14, five-vehicle chain-reaction-crash when semi hits SUV, I-70, Etna Twp, OH--	6	
1935 -- Aug 20, vehicles collide, wet road, car slides into bus path, near Bowie, MD	--	5
1953 -- May 30, passing passenger car collides with taxi headon near Selma, AL	--	5
1953 -- Oct 09, car and motorcycle collide, US 285, 37 miles north of Roswell, NM	--	5

<sup>2113</sup> Cross-listed in Rail.

<sup>2114</sup> Cross-listed in Dust Storms.



**ROAD/HWY/Vehicular -- Main List -- Auto/Bus/Motorized Coach/Trolley/Truck/Van  
By Mortality (continued):**

1958 -- Feb 10, car on dead-end street plunges into Portneuf River, teens drown, Pocatello, ID--5  
1958 -- Feb 12, auto/5 and bus collide headon on foggy highway 501 near Conway SC -- 5  
1958 -- Apr 04, car of teenagers hits Greyhound bus, St. Hwy 226 ~Creswell, OR -- 5  
1960 -- Jan 18, freight train cuts school bus in two at RR crossing near Fackler, AL -- 5  
1972 -- Mar 24, high school bus fails to stop at crossing, hit by train, ~Congers, NY -- 5  
1984 -- Sep 10, flash flood, family truck swept away about 15 miles W of Las Vegas, NV-- 5  
2016 -- Nov 21, Woodmore elementary school bus crash, Brainerd near Chattanooga, TN -- 5

**ROAD/HWY--Main List--Auto, Bus, Motorized Coach, Trolley, Truck, Van--Chronological**

1. 1892 -- Jan 19, train hits Clover Fishing Club sleighing party, St Louis, MO (in Rail) -- ~10  
1893 -- Jan 18, sleighing party hit by train at grade crossing, Lonsdale, RI (in Rail) -- 9
2. 1900 -- Aug 12, train hits horse-drawn coach at grade crossing ~Slatington, PA (Rail) --13-15
3. 1911 -- Sep 24, train collides with hay wagon at RR crossing, Neenah, WI (in Rail) -- 15  
1912 -- Oct 07, racing cars collide, Thirty-third Street Bridge, Philadelphia, PA -- 9  
1919 -- Jan 26, Nitroglycerin explodes, wagon going through town of Big Heart, OK<sup>2115</sup>--8-9
4. 1919 -- Nov 01, train hits "auto truck" at grade crossing, Clarksboro, NJ (in Rail) --14-16
5. 1922 -- Sep 11, truck falls through wood bridge, Satilla River, 20M ~Homerville, GA<sup>2116</sup>--18
6. 1926 -- July 22, bus with Brooklyn excursionists overturns near Nyack, NY -- 10  
1926 -- Nov 01, truck hits street car head-on, is hit by following truck, Fire, Dayton, OH-- 8
7. 1927 -- Jan 22, Baylor Univ. basketball team bus hit by train, Round Rock, TX (in Rail)-- 10
8. 1927 -- Oct 14, Interurban railcar hits truck-trailer with people, Indianapolis, IN (in Rail)--20-21
9. 1929 -- Jan 22, train hits Greyhound bus in snowstorm, near Bellevue, OH (in Rail) -- 20
10. 1930 -- Jan 22, train hits school bus, Berea, OH (cross-listed in Rail) -- 10
11. 1930 -- Apr 11, train hits Pickwick-Greyhound bus, near Isleta, NM (Rail cross-listed)-- 22
12. 1931 -- Aug 03, bus goes through open drawbridge, Sampit River ~Georgetown, SC<sup>2117</sup>-- 23
13. 1933 -- Dec 14, school bus hit, Atlantic Coast Line train, near Crescent City, FL (in Rail)-- 11  
1934 -- Apr 15, Nevin Western bus hits truck on side of road, near Elyria, OH -- 6
14. 1934 -- July 22, bus with defective brakes runs off road, Burns, Ossining, NY --19-20  
1934 -- Nov 16, auto's collide and burn, Hensheytown near Bellwood and Altoona, PA-- 7
15. 1935 -- Apr 12, school bus and train collision, Rockville, MD (Rail cross-listed) -- 14  
1935 -- Aug 20, vehicles collide on wet road, car slides into bus path, near Bowie, MD-- 5
16. 1935 -- Dec 22, bus goes through drawbridge guardrail into Appomattox Riv., Hopewell, VA--all 14
17. 1936 -- Jan 24, train hits car at crossing, all 11 members of family killed, Grabill, IN<sup>2118</sup>-- 11
18. 1936 -- Jan 31, prisoner fire ignites gas vapor in back of prison truck, Scottsboro, AL -- 20
19. 1936 -- Mar 28, bus & Central of GA train collide at RR crossing, Bryon, GA (in Rail)-- 11  
1936 -- July 18, train hits car/9 occupants, crossing near Dundee, near Ann Arbor, MI-- 9
20. 1937 -- Jan 25, Tamiami Trail Tours bus goes in Everglades canal ~Coral Gables, FL -- 17
21. 1937 -- Mar 24, blowout, roller-skate team bus hits bridge, fire, Salem IL -- 21  
1937 -- May 30, two car collision on curve/6 one family, Hwy. 42, Newtonburg, WI -- 9  
1937 -- June 26, automobiles collide head-on, west of Erick, OK -- 6
22. 1937 -- Oct 22, school bus hit by Rock Island Line Train *Rocket*, Mason City, IA<sup>2119</sup> -- 10  
1938 -- Nov 19, auto with 7 crippled children falls into Mine-Pit, Wilkes-Barre, PA -- 8
23. 1938 -- Dec 01, train hits Jordan High School bus at crossing, Midvale, UT (Rail cross-list)-26

<sup>2115</sup> Cross-listed in Explosions and in Hazardous Materials.

<sup>2116</sup> Cross-listed in Structural Failures—Bridges.

<sup>2117</sup> This was the deadliest non-collision bus disaster in the U.S. until May 9, 1980 when a freighter hit the Skyway bridge in Tampa, knocking out a span, causing a Greyhound bus to fall into the Bay with 26 fatalities.

<sup>2118</sup> Cross-listed in Rail.

<sup>2119</sup> Cross-listed in Rail.

**ROAD/HWY--Main List--Auto, Bus, Motorized Coach, Trolley, Truck, Van--Chronological**

24. 1940 -- Mar 14, train hits farm workers truck at Highway 83 crossing, Alamo, TX<sup>2120</sup> -- 29
25. 1940 -- Apr 21, two cars collide head-on (young people 17-23), Slayton, MN<sup>2121</sup> -- 12
- 1940 -- Nov 07, automobile and gravel truck collide, all killed, Pipestone, MN -- 9
26. 1941 -- Oct 26, Greyhound bus hits bridge railing, gas fire consumes bus, Clanton, AL-- 17
27. 1941 -- Dec 25, bus crashes into fuel oil tank in yard after car collision, St. Louis, MO -- 10
- 1942 -- Feb 22, train hits car at crossing, near Abingdon, VA -- 8
- 1942 -- Feb 26, bus with airmen hit by train at RR Crossing in snow storm ~Enid, OK-- 7
- 1942 -- Mar 07, car and ammo. truck collide, fire, delayed explosion, ~Selma, NC<sup>2122</sup> -- 7
28. 1942 -- Aug 05, bus hit by passenger train at railroad crossing, Crystal Springs, MS -- 15
29. 1942 -- Oct 03, gasoline tanker, hay wagon & bus collision, explosion ~Lumberton, NC-- 12
30. 1942 -- Oct 28, bus with children/workers goes past flashing lights, hit by Train, Detroit, MI--16
31. 1942 -- Dec 22, rockslide crushes passenger bus near Aliquippa, PA<sup>2123</sup> -- 22
32. 1943 -- June 05, Army truck crashes through bridge over railroad near Nashville, TN -- 19
- 1943 -- July 04, autos collide head-on, Route 68, 3M S of Marienville, northwest PA -- 8
33. 1943 -- Dec 14, war workers bus and tractor trailer collide, bus burns, ~Campbell, NY-- 11
34. 1944 -- Jan 06, US Army Air Force bus and train collide, Kingman Army Air Field, AZ-- 28
35. 1944 -- Mar 20, bus slides off Market St. Bridge into Passaic River near Passaic, NJ --19-20
- 1944 -- July 2, USA truck overturns, hits pedestrians, Farrington Hwy, Waialua, Oahu, HI-- 7
36. 1944 -- Nov 21, car/truck collision, butane gas tank truck explosion, Denison, TX<sup>2124</sup> -- 10
37. 1945 -- Nov 26, school bus goes into Lake Chelan in snowstorm, Chelan, WA -- 16
38. 1947 -- Feb 17, train-crew bus drives into path of one-car electric train, Andry, IN -- 13
39. 1947 -- Aug 05, worker and gasoline trucks collide and burn, near Waxahachie, TX -- 19
- 1948 -- Mar 27, car turns in front of truck, collide in heavy fog, near Kalamazoo, MI -- 6
40. 1949 -- Apr 24, train hits family truck at railroad crossing, 8M south of Carthage, TN -- 10
41. 1949 -- Aug 10, Greyhound bus hits bridge, rolls and burns, IN 37 ~Bloomington, IN -- 16
42. 1949 -- Nov 10, cotton pickers truck and semi collide, US Hwy. 80 near Gila Bend, AZ-- 10
- 1950 -- Feb 28, speeding car/4 Ft. Meade soldiers, hits taxi, US 1 ~Patapsco Riv. Bridge, MD--6
- 1950 -- Mar 25 dust storms & auto accidents, TX (3), KS (4), NE (1) -- 8
43. 1950 -- May 25, collision, Green Hornet Trolley & gasoline tank truck, Chicago, IL<sup>2125</sup>-- 34
- 1951 -- Jan 28, traffic accident, Toccoa, Stephens County, GA -- 7
- 1951 -- Jan 28, Bridal party car misses Mystic Riv. bridge ramp, goes off old bridge draw, Boston MA-- 6
44. 1951 -- Aug 18, beer truck/car collide, truck/Greyhound bus collide ~Alpena, MI --11-14
- 1952 -- Jan 28, tire blowout, car hits bridge, goes into slough, US 54 ~Kingman, KS -- 7
45. 1952 -- Aug 04, Greyhound buses collide head-on / fire, Waco, TX -- 28

<sup>2120</sup> Cross-listed in Rail.

<sup>2121</sup> This was at the time the deadliest "pleasure car" accident in the country.

<sup>2122</sup> The intersection of State Highways 70 and 301, where collision occurred is just between Selma and Smithfield.  
Cross-listed in Explosions.

<sup>2123</sup> Cross-listed in Landslides.

<sup>2124</sup> Cross-listed in Explosions and in Hazardous Materials.

<sup>2125</sup> Cross-listed in Rail.

**ROAD/HWY--Main List--Auto, Bus, Motorized Coach, Trolley, Truck, Van--Chronological:**

46. 1953 -- Mar 20, family of 10 killed in truck and car collision, near Washington, NJ -- 10  
1953 -- May 29, speeding car and 10-ton power shovel collide, South China, ME -- 6  
1953 -- May 30, passing passenger car collides with taxi headon near Selma, AL -- 5
47. 1953 -- Aug 01, two cars collide/side-swipe in downpour, US 10 near Randall, MN --all 10  
1953 -- Oct 09, car and motorcycle collide, US 285, 37 miles north of Roswell, NM -- 5
48. 1954 -- June 07, two-car collision, Rt. 416 (MD 4) Lyons Creek, Calvert County, MD-- 10
49. 1954 -- July 31, car loses brakes, hits cliff and burns, Pine Mountain, KY -- 11
50. 1955 -- Aug 22, school bus hit by train at railroad grade crossing, Spring City, TN<sup>2126</sup> -- 11  
1955 -- Nov 18, truck drives into path of train at crossing near Newport, MI -- 9
51. 1956 -- Oct 03, two automobiles collide head-on near Muncie, IN -- 10
52. 1956 -- Dec 16, car, inebriated driver, hits train at Crossing, SW Phoenix, AZ -- 12
53. 1957 -- May 25, two-car collision kills two families, IL Hwy. 116 near Benson, IL -- 11
54. 1957 -- June 06, tractor-trailer and laborer truck collide, burn, near Fayetteville, NC -- 21
55. 1957 -- June 11, train hits farm worker truck at railroad crossing, Vroman, CO -- 12
56. 1957 -- June 13, US Army truck skids into Piney Ford Creek, Fort Campbell, KY -- 14
- 1958 -- Feb 10, car on dead-end street goes in Portneuf River, teens drown, Pocatello, ID-- 5  
1958 -- Feb 12, auto/5 and bus collide headon on foggy highway 501 ~Conway SC -- 5
57. 1958 -- Feb 28, school bus hits wrecker, goes in Levisa Fork river near Prestonsburg, KY--27  
1958 -- Apr 04, car of teenagers hits Greyhound bus, St. Hwy 226 near Creswell, OR -- 5
58. 1958 -- June 16, migrant farm worker truck fire (from spilled gasoline), Soledad, CA -- 14
- 1959 -- Feb 14, OH car goes into Middle Fork, Poca River, Rt 21 near Sissonville, WV-- 6
59. 1959 -- Mar 18, station-wagon (Beavercreek Girl Scouts) hit by train, ~Xenia, OH --all 10
60. 1959 -- June 2, tractor trailer hits stopped propane gas truck, fire, explos. ~Deer Lake, PA--11
61. 1959 -- June 08, farm labor truck and bus collide, fuel explosion/fire, near Phoenix, AZ-- 17  
1959 -- June 08, auto and trucks collide, family killed, near Duncansville, western PA -- 6  
1959 -- Nov 09, vehicular accident, three trucks and one car, West Brooklyn, IL -- 7  
1959 -- Dec 18, car tries to beat train across road at crossing, Fowlerville, MI -- 8  
1959 -- Dec 25, car collides with concrete abutment, Hwy 9-W near Haverstraw, NY -- 8
- 1960 -- Jan 18, freight train cuts school bus in two at RR crossing near Fackler, AL -- 5
62. 1960 -- Mar 01, train and oil tank truck collision and fire, Bakersfield, CA<sup>2127</sup> -- 14  
1960 -- Sep 12, station wagon of high school students hits tractor-trailer near Ripley, WV-- 6  
1960 -- Dec 07, truck carrying bottled gas (4 killed) hit by train (2), near Nashua, NH -- 6
- 1961 -- June 17, automobiles collide head-on near Lovelock, NV -- 6
63. 1961 -- June 30, wrong-way, Cal. speeding pickup hits Cal. station wagon, Jean, NV -- 11

---

<sup>2126</sup> Cross-listed in Rail.

<sup>2127</sup> Cross-listed in Hazardous Materials and in Rail.

1961 -- Sep 24, one-ton stake-body truck (carrying 17) overturns/burns, Jacksonville, FL-- 6  
64. 1961 -- Dec 14, train and school bus collision, Auburn, CO<sup>2128</sup> -- 20

**ROAD/HWY--Main List--Auto, Bus, Motorized Coach, Trolley, Truck, Van--Chronological**

65. 1962 -- Jan 28-Feb 2, dense fog, traffic accidents/pileups/train hits bus, Central Valley CA--28-29  
66. 1962 -- July 25, brakes fail, propane LPG tanker truck crash/explos./fire, Berlin, NY<sup>2129</sup> -- 10

1963 -- Jan 27, cars collide, Corunna and Morrish Rds., five miles west of Flint, MI -- 6  
67. 1963 -- May 18, farm worker bus sideswiped by truck, goes into canal, ~Belle Glade, FL-- 27  
68. 1963 -- June 10, brakes fail, truck with Boy Scouts goes off hill ~Hole-in-the-Rock, UT-- 13  
69. 1963 -- Sep 02, two-car collision, TX State Highway 146 near Dayton, TX -- 10  
70. 1963 -- Sep 17, train hits migrant worker truck-bus, grade-crossing, Chualar, CA<sup>2130</sup> -- 32  
71. 1963 -- Nov 03, car goes through inoperable dead-end warning into Harlem Riv., NYC-- 11

1964 -- Mar 20, car skids on icy US 69 curve into path of truck, near Cameron, MO -- 6  
72. 1964 -- May 11, train hits station wagon with 8 children at crossing, near Mesa, AZ<sup>2131</sup>-- 10

1965 -- Feb 23, truck/1 and car/5 collide, burn, US 31 five miles so. of Decatur, AL -- all 6  
73. 1965 -- Aug 28, Greyhound bus and timber truck collide, Vinton, LA -- 11  
1965 -- Sep 10, speeding car crosses median (blowout?) hits another near Lincolnton, NC-- 9

74. 1966 -- Feb 01, farm labor bus hit by train engine pulling caboose, so. of Miami, FL -- 18  
1966 -- Mar 07, two car collision, US Highway 61 north of St Paul, MN -- 7  
1966 -- Apr 30, head-on collision; car with teens and family station wagon, #26 Elsie, OR-- 8  
75. 1966 -- July 03, two cars collide, Ajo Highway ~12 miles west of Three Points AZ --all 10  
76. 1966 -- Dec 28, train hits stalled oil tanker truck at RR crossing, Fire, Everett, MA<sup>2132</sup>-- 13

77. 1967 -- June 23, station wagon/10 runs stop sign, hits asphalt tanker truck, Hardeeville, SC--10  
78. 1967 -- Dec 15, Silver Bridge collapse, vehicles fall, OH River, Point Pleasant, WV<sup>2133</sup>-- 46

79. 1968 -- Mar 07, wrong-side/intoxicated driver's auto hits bus, fire, I-15, Baker, CA -- 20

1969 -- June 04, automobiles collide, near Slippery Rock, western PA -- 6  
1969 -- Oct 26, drag-racing car hits stopped car with 9 churchgoers, Indianapolis, IN -- 9  
1969 -- Nov 29, multiple vehicles collide in fog, fires, NJ Turnpike no. of Swedesboro, NJ--6  
1969 -- Dec 14, Order of Eastern Star charter bus skids off icy road, Gap ~Lancaster, PA-- 7

1970 -- July 15, Hillel Day School, L.I., NY, charter bus wreck, ~New Smithville, PA-- 7

---

<sup>2128</sup> Cross-listed in Rail.

<sup>2129</sup> Cross-listed in Explosions.

<sup>2130</sup> Cross-listed in Rail.

<sup>2131</sup> Cross-listed in Rail.

<sup>2132</sup> Cross-listed in Rail.

<sup>2133</sup> Cross-listed in Structural Collapse.

**ROAD/HWY—Main List—Auto, Bus, Motorized Coach, Trolley, Truck, Van—Chronological**

- 1971 -- Jan 3, wrong-way car/3 deaths, station wagon/5 collide, I-74, near Shelbyville, IN-- 8  
1971 -- Apr 06, car with US Coast Guardsmen, goes into Curtis Creek ~Glen Burnie, MD—6
- 1972 -- Mar 24, high school bus fails to stop at crossing, hit by train, Congers, NY -- 5  
80. 1972 -- May 13, Greyhound bus/13 passing a car hits truck, US 11W, Bean Station, TN-- 14  
81. 1972 -- Nov 07, freighter hits Sidney Lanier Bridge, span collapse, Brunswick GA<sup>2134</sup>-- 10  
82. 1972 -- Dec 26, semi-trailer hits church bus, US 60-84 bridge ~Fort Sumner, NM -- 19
83. 1973 -- Feb 06-11, rain storms and vehicular accidents (3 by drowning), CA, esp. So. CA--15  
84. 1973 -- Nov 03, driver heart attack, charter bus crash, I-880 near Sacramento, CA -- 13
85. 1974 -- Jan 15, speeding farm labor bus goes into irrigation ditch, drownings, Blythe, CA--19  
86. 1974 -- Mar 08, U.S. INS prison van hits parked tractor trailer, I-8, Jacumba Mts., CA-- 13
87. 1975 -- Apr 29, Surtigas, S.A. LPG tank truck crash/explosion/fire, near Eagle Pass, TX-- 16  
88. 1975 -- July 03, car/truck-camper headon collision, Rt/ 98 Navajo Reservation, no. AZ-- 10
89. 1976 -- Feb 07, train hits camper-truck of children, grade crossing, Beckemeyer, IL<sup>2135</sup>-- 12  
1976 -- May 11, HAZMAT (ammonia) truck hits I-610 ramp, falls onto Freeway, Houston TX-6  
90. 1976 -- May 21, Yuba City High School bus goes off cliff, Yuba City, CA -- 29
- 1977 -- July 14, out of control car/6 hits motor home/2, rural US 69 near Stringtown, OK-- 8  
1977 -- Sep 24, gasoline tanker truck hits buildings/fire, KY Route 11, Beattyville, KY-- 7  
91. 1977 -- Oct 02, Amtrak train hits pickup (3 adults/7minors), RR crossing, Plant City, FL-- 10
92. 1979 -- Apr 23, impaired driver, pickup speeds through curve into trees ~Crofton, MD-- 10
93. 1980 -- May 09, freighter hits Sunshine Skyway Bridge, span collapse, Tampa, FL<sup>2136</sup>-- 35  
94. 1980 -- June 05, Central Texas Charter tour bus goes off Highway 7, near Jasper, AR -- 20
95. 1981 -- Feb 18, commuter bus crash, I-95, into Chopawamsic Creek ~Quantico, VA -- 11  
1981 -- Mar 06, Mid-Valley High School auto crash, Underwood Road, Throop, PA -- 8  
96. 1981 -- June 26, converted bus/motor home fire, I-15, Cajon Pass, near Victorville CA-- 10  
1981 -- Nov 14, hazardous material tanker sideswipes truck, explodes ~Canon City, CO<sup>2137</sup>-8
- 1982 -- Apr 07, HazMat gasoline truck collision, Caldecott Tunnel, Oakland CA<sup>2138</sup> -- 7  
97. 1982 -- Oct 08, tractor semitrailer collides head-on with church van near Lemoore, CA-- 10

---

<sup>2134</sup> Cross-listed under Maritime and Structural Collapse/Bridge.

<sup>2135</sup> Cross-listed in Rail.

<sup>2136</sup> Cross-listed in Maritime and in Structural Collapse/Bridges. A bus and several cars fell; 22 fatalities on the bus.

<sup>2137</sup> Cross-listed in HazMat. Gasoline tanker ruptured/exploded burning to death 6 passengers in nearby car.

<sup>2138</sup> Cross-listed in Hazardous Materials.

**ROAD/HWY--Main List--Auto, Bus, Motorized Coach, Trolley, Truck, Van--Chronological**

- 1983 -- Jan 19, driver dozes, semi hits cars/fire, toll booth, CT Turnpike, Stratford, CT-- 7  
 1983 -- Mar 25, crash, Jonesboro School District bus, near Newport AR -- 9  
 98. 1983 -- Aug 10, far/tractor-trailer head-on collision, Hwy 86 near Coachella, CA -- 11  
 99. 1983 -- Dec 23, activity bus and semitrailer collide, near Devers, TX -- 10
- 1984 -- Jan 21, Whitefish HS wrestling team bus hits jack-knifed fuel tanker/burns ~Essex MT-9  
 1984 -- Sep 10, flash flood, family truck swept away ~15 miles W of Las Vegas, NV -- 5
100. 1985 -- Oct 06, brush fire smoke, 33-vehicle pileup, I-5 near Sacramento, CA -- 10
101. 1986 -- May 30, tour bus crashes in West Walker River, Walker, CA -- 21  
 1986 -- July 20, stolen police car runs red light, rams car killing 6, Moorestown NJ -- 6
102. 1987 -- Apr 05, flooding/Schoharie Cr. bridge fails/vehicles fall, I-90 ~Fort Hunter<sup>2139</sup> NY--10  
 103. 1987 -- July 17, flash flood, church youth bus & van swept into river near Comfort, TX-- 10
104. 1988 -- May 14, church bus hit by drunk driver, Carrollton, KY -- 27  
 1988 -- Aug 03, multi-vehicle pileup (smoke from burning field), I-5 near Albany, OR-- 7  
 1988 -- Dec 23, propane tanker hits wall explodes; parts hit house, cars, Memphis TN<sup>2140</sup>-- 9
- 1989 -- Apr 01, Hatchie River bridge collapse, 5 vehicles fall, near Covington, TN<sup>2141</sup>-- 8
105. 1989 -- Sep 21, truck/Mission School bus collision and drownings, Alton, TX -- 21  
 106. 1989 -- Oct 17, earthquake, Nimitz Highway collapse, Loma Prieta, Northern CA<sup>2142</sup>-- 41
107. 1990 -- Jan 24, farm worker ban goes into canal, curve in fog, near Clewiston, FL -- 10  
 1990 -- Feb 24, 32-car pileup at beginning of blizzard, I-75 north of Tipp City, OH -- 9  
 1990 -- Feb 25, out-of-control car crosses I-65 median into path of bus, Indianapolis, IN-- 6  
 108. 1990 -- Dec 11, fog, multiple-vehicle collisions, I-75 near Calhoun, TN<sup>2143</sup> -- 12
109. 1991 -- Nov 29, dust storm, massive I-5 pileup, Coalinga, CA<sup>2144</sup> -- 17
- 1994 -- Jan 30, van apparently driven into path of tractor-trailer, near Howell, MI -- 7  
 1994 -- Feb 08, Fargo ND van hits snowplow in whiteout, I-94 near Alexandria, MN-- 7
110. 1994 -- Mar 09, pickup truck with 20 illegal migrants wrecks, I-15 near Barstow, CA-- 12  
 111. 1994 -- July 03, tractor trailer broadsides pickup truck near Snyder, west TX -- 11  
 112. 1994 -- July 03, tractor trailer rear-ends family van, Interstate 20, Weatherford, TX -- 14  
 113. 1994 -- Aug 21, SUV crosses center-line, hits sedan, Hwy Alt 97 ~Wenatchee, WA -- 11

<sup>2139</sup> Cross-listed in Structural Failures--Bridges. I-90 (NY State Thruway) Schoharie Creek bridge is ~a mile south of Fort Hunter hamlet, Montgomery Co., and ~5½ miles west of Amsterdam, NY, 37 miles NW of Albany.

<sup>2140</sup> Cross-listed in Explosions and in Hazardous Materials Events.

<sup>2141</sup> Cross-listed in Structural Collapse/Bridges.

<sup>2142</sup> Cross-listed in Earthquakes. There was a total of 67 fatalities.

<sup>2143</sup> Cross-listed in Fog as a Contributing Factor.

<sup>2144</sup> Cross-listed in Dust Storms.

**ROAD/HWY—Main List—Auto, Bus, Motorized Coach, Trolley, Truck, Van—Chronological**

114. 1995 -- Apr 09, dust storm-related vehicle accidents, Bowie, AZ<sup>2145</sup> -- 10  
 1995 -- Oct 25, school bus stopped at crossing hit by train, Fox River Grove, IL -- 7
115. 1997 -- July 29, dump truck hits pickup truck, Albion, Concord Township, MI -- 11
116. 1997 -- July 30, high schoolers' SUV in no-passing zone, hit by truck, ~Plymouth NC-- 10
117. 1997 -- Sep 09, van/pickup collide/burn, Hwy 1, ~San Julian Ranch & Lompoc, CA-- 11
118. 1997 -- Nov 16, highway collision in fog, van and semi, Mendota, CA<sup>2146</sup> -- 11
119. 1999 -- Mar 15, Amtrak train & truck collision at grade crossing, Bourbonnais, IL<sup>2147</sup>-- 11
120. 1999 -- May 09, casino/tour bus crashes into concrete wall, New Orleans, LA -- 22  
 1999 -- June 04, speeding car runs light, hits car with 3 retired couples, Boca Raton, FL-- 6
121. 1999 -- Aug 09, farm worker van collides with truck, Five Points, CA -- 13  
 1999 -- Sep 25, I-84 pileup/dust storm/high wind/wheat field under plow ~Pendleton OR<sup>2148</sup>-8
122. 1999 -- Dec 04, illegal worker van collides with 18-wheeler, I-40 ~Albuquerque, NM-- 13
123. 2000 -- Jan 23, icy-road, multi-vehicle collision/fire, I-29 near Platte City, MO -- 10
124. 2001 -- Jan 26, black ice hwy. accident, Salvation Army bus/van, Will County, IL -- 11  
 2001 -- Sep 15, barge hits Queen Isabella Causeway, span collapses, Port Isabel, TX-- 8
- 2002 -- Mar 26, retirement home bus crashes into van, Dodge County, WI -- 8
125. 2002 -- May 26, barge hits bridge, span collapse, vehicles fall, Webbers falls, OK<sup>2149</sup>-- 14
126. 2002 -- Sep 12, speeding van, off John's Bridge btwn Eagle & Churchill Lakes, ME-- 14
127. 2002 -- Oct 11, fog, multi vehicle pileup, I-43, near Cedar Grove, WI<sup>2150</sup> -- 10
- 2003 -- Jan 2, pickup carrying illegals crashes into tractor trailer, I-80 near Menlo, IA-- 9
128. 2003 -- July 16, car collides with car and then pedestrians, Santa Monica, CA -- 10
129. 2004 -- Sep 20, tractor-trailer crosses median, hits pickup and SUV, near Sherman, TX--10
130. 2004 -- Oct 09, MCI motorcoach crash, I-55 near Turrell, AR -- 15
131. 2005 -- Jan 26, train hits parked SUV; derails; hits parked train, Glendale, CA<sup>2151</sup> -- 11
132. 2005 -- Sep 23, Hurricane Rita nursing home bus burns, Wilmer, TX -- 23
133. 2006 -- Aug 07, SUV with illegals flips evading Border Patrol spike strip, ~Yuma, AZ—10
- 2007 -- Mar 02, Bluffton Univ., OH baseball team bus crash, Atlanta, GA -- 7
134. 2007 -- Aug 01, Interstate 35W bridge collapse, vehicles fall, Minneapolis, MN<sup>2152</sup> -- 13

<sup>2145</sup> Cross-listed in Dust Storms.

<sup>2146</sup> Cross-listed in Fog as a Contributing Factor.

<sup>2147</sup> Cross-listed in Rail.

<sup>2148</sup> Cross-listed in Dust Storms.

<sup>2149</sup> Cross-listed under Maritime and Structural Collapse.

<sup>2150</sup> Cross-listed in Fog as a Contributing Condition.

<sup>2151</sup> Cross-listed in Rail, and in Violence/Manslaughter.



**ROAD/HWY--Main List--Auto, Bus, Motorized Coach, Trolley, Truck, Van--Chronological**

- 2008 -- Jan 06, motorcoach runs off road, rolls over, U.S. Rt. 163, Mexican Hat, UT-- 9  
135. 2008 -- Aug 8, chartered tour bus crash off bridge, U.S. Highway 75, Sherman, TX -- 17
- 2009 -- Jan 30, tour bus crash (loss of control and rollover), Dolan Springs, AZ -- 7  
136. 2009 -- Jun 06, illegal immigrant (22) smuggling SUV blowout/rollover, ~Sonoita, AZ--11  
137. 2009 -- Jun 26, tractor-trailer hits multiple cars, Will Rogers Turnpike near Miami, OK--10
138. 2010 -- Mar 26, highway crash, tractor-trailer hits car, near Munfordville, KY -- 11
139. 2011 -- Mar 12, World Wide Travel Casino tour bus crash, I-95, Bronx, NY -- 15
140. 2012 -- Jan 29, smoke/haze/fog, Interstate 75 pileup, south of Gainesville, FL -- 11  
141. 2012 -- July 22, pickup truck with 23 illegals crashes, US Highway 59 ~Goliad, TX-- 14  
2012 -- Dec 30, tourist charter bus crash, icy I-84 near Pendleton, OR -- 9
- 2013 -- Mar 10, speeding SUV (teens) hits guardrail, flips into pond near Warren, OH-- 6  
2013 -- Oct 2, church bus tire blowout, crash into SUV and tractor-trailer, I-40 east TN-- 8
142. 2014 -- Apr 11, FedEx truck hits high school charter bus, I-5 near Orland, CA -- 10
143. 2015 -- Jan 14, TX Corrections Dept. Prison bus skids off icy I-20, hits train ~Penwell, TX-- 10
144. 2016 -- Oct 23, tour bus runs into semi, I-10, Indian Canyon near Palm Springs, CA-- 13  
2016 -- Nov 21, Woodmore Elementary School bus crash, Brainerd ~Chattanooga, TN-- 5
145. 2017 -- Mar 29, pickup truck hits church bus head-on, Hwy 83 near Concan, TX -- 13  
2017 -- June 19, dust-storm, vehicular pileup, westbound I-10, near Lordsburg, NM<sup>2153</sup>-- 6
- 2018 -- Aug 30, semitrailer hits Greyhound bus after blowout, I-40, near Thoreau, NM-- 9  
146. 2018 -- Oct 6, birthday party limo hits vehicle/bystanders, Apple Barrel, Schoharie NY--20
- 2019 -- Jan 03, multi-vehicle collision (4); diesel fuel fire, I-75 near Gainesville, FL -- 7  
2019 -- Jan 06, drunk driver going wrong way, I-75, hits MI family car, Lexington, KY-- 6  
2019 -- June 21, pickup truck crashes into ten motorcycles, U.S. 2, Randolph, NH -- 7
147. 2021 -- Mar 02, illegal's SUV and semi-truck collide, State Hwy 115 near Holtville, CA-13  
2021 -- July 25, dust storm and I-15 vehicular pileup near Kanosh, UT -- 8
- 2022 -- July 15, dust storm, 21-vehicle pileup, I-90 near Hardin, Big Horn County, MT -- 6
- 2023 -- May 01, vehicular pileup in farm dust, high wind, I-55 north of Farmersville, IL -- 6

---

<sup>2152</sup> Cross-listed in Structural Collapse/Bridges.

<sup>2153</sup> Cross-listed in Dust Storms.

2023 -- May 7, SUV driven into 18 migrant pedestrians at bus-stop, Brownsville, TX -- 8  
 2023 -- Oct 24, pileup of 168 vehicles in fog/smoke, I-55 outside New Orleans, LA -- 8  
 2023 -- Nov 14, five-vehicle chain-reaction-crash when semi hits SUV, I-70, Etna Twp, OH-- 6

**ROAD/HWY--Main List--Auto, Bus, Motorized Coach, Trolley, Truck, Van--Chronological**

2024 -- May 14, pickup hits migrant farmworker bus, State Rd. 40, Marion Co., FL -- 8  
 2024 -- Aug 31, bus crash, front tire failure, I-20 near Bovina, Warren County, MS -- 7

**ROAD/Highway Subset – AUTOMOBILE, PICKUP, SUV, VAN – by Fatality**

1. 1968 -- Mar 07, wrong-side/intoxicated driver's auto hits bus, fire, I-15, Baker, CA<sup>2154</sup>-- 20
2. 2018 -- Oct 06, birthday party limo hits vehicle/bystanders, Apple Barrel, Schoharie, NY--20
3. 1973 -- Feb 06-11, rain storms and vehicular accidents (3 by drowning), CA, esp. So. CA--15
4. 1951 -- Aug 18, beer truck/car collide, truck/Greyhound bus collide ~Alpena, MI<sup>2155</sup> --11-14
5. 2002 -- Sep 12, speeding van, off John's Bridge between Eagle & Churchill Lakes, ME-- 14
6. 2012 -- July 22, pickup truck with 23 illegals crashes, US Highway 59 ~Goliad, TX -- 14
7. 1974 -- Mar 08, U.S. INS prison van hits parked tractor trailer, I-8, Jacumba Mts., CA-- 13
8. 1999 -- Aug 09, farm worker van collides with truck, Five Points, CA -- 13
9. 1999 -- Dec 04, illegal worker van collides with 18-Wheeler, I-40 ~Albuquerque, NM-- 13
10. 2021 -- Mar 02, illegal's SUV and semi-truck collide, State Hwy 115 near Holtville, CA-- 13
  
11. 1940 -- Apr 21, Two Cars Collide Head-on (young people 17-23), Slayton, MN<sup>2156</sup> -- 12
12. 1994 -- Mar 09, pickup truck with 20 illegals wrecks, I-15 near Barstow, CA -- 12
  
13. 1954 -- July 31, car loses brakes, hits cliff and burns, Pine Mountain, KY -- 11
14. 1957 -- May 25, two-car collision kills two families, IL Hwy. 116 near Benson, IL -- 11
15. 1961 -- June 30, wrong-way, Cal. speeding pickup hits Cal. Station Wagon, Jean, NV -- 11
16. 1963 -- Nov 03, car goes through inoperable dead-end warning into Harlem Riv., NYC-- 11
17. 1983 -- Aug 10, car/tractor-trailer head-on collision, Hwy 86 near Coachella, CA<sup>2157</sup> -- 11
18. 1994 -- Aug 21, SUV crosses center-line, hits sedan, Hwy Alt 97 ~Wenatchee, WA -- 11
19. 1997 -- Sep 09, van/pickup collide/burn, Hwy 1, ~San Julian Ranch & Lompoc, CA -- 11
20. 2009 -- Jun 06, illegal immigrant (22) smuggling SUV blowout/rolls, ~Sonoita, AZ -- 11
  
21. 1949 -- Apr 24, train hits family truck at railroad crossing, 8M south of Carthage, TN -- 10
22. 1953 -- Aug 01, two cars collide/side-swipe in downpour, US 10 near Randall, MN --all 10
23. 1954 -- June 07, two-car collision, Rt. 416 (MD 4) Lyons Creek, Calvert County, MD-- 10
24. 1956 -- Oct 03, two automobiles collide head-on near Muncie, IN -- 10
25. 1959 -- Mar 18, station-wagon (Beavercreek Girl Scouts) hit by train, ~Xenia, OH --all 10
26. 1962 -- Jan 28-Feb 2, dense fog, traffic accidents/pileups, Central Valley CA<sup>2158</sup> -- >10
27. 1963 -- Sep 02, two-car collision, TX State Highway 146 near Dayton, TX -- 10
28. 1966 -- July 03, two cars collide, Ajo Highway ~12 miles west of Three Points AZ --all 10
29. 1967 -- June 23, station wagon/10 runs stop sign, hits asphalt tanker truck, Hardeeville, SC--10
30. 1972 -- Nov 07, freighter hits Sidney Lanier Bridge, span collapses/cars fall, Brunswick GA--10
31. 1975 -- July 03, car/truck-camper headon collision, Rt. 98 Navajo Reservation, Nor. AZ-- 10
32. 1979 -- Apr 23, impaired driver, pickup speeds through curve into trees ~Crofton, MD-- 10
33. 1987 -- Apr 05, flooding/Schoharie Cr. bridge fails/vehicles fall, I-90 ~Fort Hunter<sup>2159</sup> NY-- 10
34. 1990 -- Jan 24, farm worker van goes into canal, curve in fog, near Clewiston, FL -- 10

<sup>2154</sup> Cross-listed in Bus subsection. An intoxicated auto driver going 65 mph the wrong way on an Interstate highway hits a bus, resulting in 19 fatalities on the bus in addition to the death of the auto driver.

<sup>2155</sup> Cross-listed in bus and in truck subsets, where all the fatalities occurred.

<sup>2156</sup> This was at the time the deadliest "pleasure car" accident in the country.

<sup>2157</sup> All the fatalities were in the car, which ran a stop-sign, while speeding, and was hit by the truck.

<sup>2158</sup> There were 28-29 total fatalities with one event (train hitting farm worker bus) taking 11 lives alone.

<sup>2159</sup> Cross-listed in Structural Failures--Bridges. I-90 (NY State Thruway) Schoharie Creek bridge is ~a mile south of Fort Hunter hamlet, Montgomery Co., and ~5½ miles west of Amsterdam, NY, 37 miles NW of Albany.

35. 1997 -- July 30, high schoolers' SUV in no-passing zone, hit by truck, ~Plymouth, NC-- 10  
 36. 2003 -- July 16, car collides with car and pedestrians, Santa Monica, CA -- 10  
 37. 2006 -- Aug 07, SUV with illegals flips evading Border Patrol spike strip ~Yuma, AZ-- 10

**ROAD/Highway subset – AUTOMOBILE, PICKUP, SUV, VAN – by Fatality:**

38. 2021 -- June 19, 18-vehicle crash, 8 girls/Tallapoosa Girls Ranch van, 2/SUV, I-65, Butler Co., AL<sup>2160</sup>-- 10

**Some Select Other Events (fewer than ten lives lost):**

- 1912 -- Oct 07, racing cars collide, Thirty-Third Street Bridge, Philadelphia, PA -- 9  
 1936 -- July 18, train hits car/9 occupants, crossing near Dundee, near Ann Arbor, MI -- 9  
 1937 -- May 30, two car collision on curve/6 one family, Hwy. 42, Newtonburg, WI -- 9  
 1965 -- Sep 10, speeding car crosses median (blowout?) hits another near Lincolnton, NC-- 9  
 1969 -- Oct 26, drag-racing car hits stopped car with 9 churchgoers, Indianapolis, IN -- 9  
 2003 -- Jan 02, pickup carrying illegals crashes into tractor trailer, I-80 near Menlo, IA -- 9  
 1919 -- Jan 26, nitroglycerin explodes, wagon going through town of Big Heart, OK<sup>2161</sup> -- 8-9
- 1926 -- Nov 01, truck hits street-car head-on, is hit by following truck, fire, Dayton, OH -- 8  
 1938 -- Nov 19, auto with 7 crippled children falls into mine-pit, Wilkes-Barre, PA -- 8  
 1943 -- July 04, autos collide head-on, Route 68, 3M S of Marienville, northwest PA -- 8  
 1950 -- Mar 25 dust storms & auto accidents, TX (3), KS (4), NE (1) -- 8  
 1959 -- Dec 18, car tries to beat train across road at crossing, Fowlerville, MI -- 8  
 1959 -- Dec 25, car collides with concrete abutment, Hwy 9-W near Haverstraw, NY -- 8  
 1966 -- Apr 30, head-on collision; car with teens and family station wagon, US 26, Elsie, OR-- 8  
 1971 -- Jan 3, wrong-way car/3 deaths and station wagon/5 collide, I-74, near Shelbyville, IN-- 8  
 1977 -- July 14, out of control car/6 hits motor home/2, rural US 69 near Stringtown, OK -- 8  
 1981 -- Mar 06, Mid-Valley High School auto crash, Underwood Road, Throop, PA -- 8  
 2001 -- Sep 15, barge hits Queen Isabella Causeway, span collapses, Port Isabel, TX -- 8  
 2008 -- Feb 16, car hits street race spectators, Indian Head Highway, Accokeek, MD<sup>2162</sup> -- 8  
 2023 -- May 7, SUV driven into 18 migrant pedestrians at a bus-stop, Brownsville, TX -- 8  
 2024 -- May 14, pickup hits migrant farmworker bus, State Rd. 40, Marion County, FL -- 8
- 1934 -- Nov 16, auto's collide and burn, Hensheytown, near Bellwood and Altoona, PA -- 7  
 1942 -- Mar 07, car and ammo truck collide, fire, delayed explosion, near Selma, NC<sup>2163</sup> -- 7  
 1951 -- Jan 28, traffic accident, Toccoa, Stephens County, GA -- 7  
 1952 -- Jan 28, tire blowout, car hits bridge, goes into slough, US 54 ~Kingman, KS -- 7  
 1959 -- Nov 09, vehicular accident, three trucks and one car, West Brooklyn, IL<sup>2164</sup> -- 7  
 1966 -- Mar 07, two car collision, US Highway 61 north of St Paul, MN -- 7  
 1988 -- Aug 3, multi-vehicle pileup (smoke from burning field), I-5 near Albany, OR -- 7

<sup>2160</sup> *The Weather Channel* includes these deaths in the twelve it attributes to Tropical Storm Claudette.

<sup>2161</sup> Cross-listed in Explosions and in Hazardous Materials.

<sup>2162</sup> Cross-listed in Automobile Racing.

<sup>2163</sup> The intersection of State Highways 70 and 301, where collision occurred is just between Selma and Smithfield. Cross-listed in Explosions.

<sup>2164</sup> Six of the dead were family members in the car. One truck driver was killed.

1994 -- Jan 30, van apparently driven into path of tractor-trailer, near Howell, MI -- 7  
 2019 -- June 21, pickup truck crashes into ten motorcycles, U.S. 2, Randolph, NH -- 7

**Road/Highway/Vehicular subset – Automobile, Pickup SUV, Van – by Mortality:**

1937 -- June 26, automobiles collide head-on, west of Erick, OK -- 6  
 1948 -- Mar 27, car turns in front of truck, collide in heavy fog, near Kalamazoo, MI -- 6  
 1949 -- Oct 16, auto hits horse/on-coming car skids into the auto, 7M south of Sicily Isl. LA-- 6  
 1950 -- Feb 28, speeding car/4 Ft. Meade soldiers, hits taxi, US 1 near Patapsco Riv. Bridge, MD-- 6  
 1951 -- Jan 28, Bridal party car misses Mystic Riv. bridge ramp, goes off old bridge draw, Boston MA-- 6  
 1959 -- Feb 14, OH car goes into Middle Fork, Poca River, Rt 21 near Sissonville, WV -- 6  
 1959 -- June 08, auto/trucks collide, family killed, near Duncansville, Western PA -- 6  
 1960 -- Sep 12, station wagon of high school students hits tractor-trailer near Ripley, WV -- 6  
 1961 -- June 17, automobiles collide head-on near Lovelock, NV -- 6  
 1961 -- Sep 24, one-ton stake-body truck (carrying 21) overturns/burns, Jacksonville, FL -- 6  
 1963 -- Jan 27, cars collide, Corunna and Morrish Rds., five miles west of Flint, MI -- 6  
 1964 -- Mar 20, car skids on icy US 69 curve into path of truck, near Cameron, MO -- 6  
 1965 -- Feb 23, truck/1 and car/5 collide, burn, US 31 five miles so. of Decatur, AL -- all 6  
 1969 -- June 04, automobiles collide, near Slippery Rock, western PA -- 6  
 1969 -- Nov 29, multiple vehicles collide in fog, fires, NJ Turnpike no. of Swedesboro, NJ-- 6  
 1971 -- Apr 06, car with US Coast Guardsmen, goes into Curtis Creek ~Glen Burnie, MD-- 6  
 1986 -- July 20, stolen police car runs red light, rams car killing 6 inside, Moorestown, NJ-- 6  
 1990 -- Feb 25, out-of-control car crosses I-65 median into path of bus, Indianapolis, IN -- 6  
 1999 -- June 4, speeding car runs light, hits car with 3 retired couples, Boca Raton, FL -- 6  
 2013 -- Mar 10, speeding SUV (teens) hits guardrail, flips into pond near Warren, OH -- 6  
 2019 -- Jan 6, drunk driver going wrong way, I-75, hits MI family car, Lexington, KY -- 6

1935 -- Aug 20, vehicles collide, wet road, car slides into bus path, near Bowie, MD -- 5  
 1953 -- May 30, passing passenger car collides with taxi headon near Selma, AL -- 5  
 1953 -- Oct 09, car and motorcycle collide, US 285, 37 miles north of Roswell, NM -- 5  
 1958 -- Feb 12, auto/5 and bus collide headon on foggy highway 501 ~Conway SC -- 5  
 1958 -- Apr 04, car of teenagers hits Greyhound bus, St. Hwy 226 ~Creswell, OR -- 5  
 1984 -- Sep 10, flash flood, family truck swept away near 15 miles W of Las Vegas, NV -- 5

**ROAD/Highway Events subset – AUTOMOBILE, PICKUP, SUV, VAN – Chronological**

- 1912 -- Oct 07, racing cars collide, Thirty-third Street Bridge, Philadelphia, PA -- 9  
1919 -- Jan 26, nitroglycerin explodes, wagon going through town of Big Heart, OK<sup>2165</sup>-- 8-9
- 1926 -- Nov 01, truck hits street car head-on, is hit by following truck, fire, Dayton, OH-- 8
- 1934 -- Nov 16, auto's collide and burn, Hensheytown, ~Bellwood and Altoona, PA -- 7  
1935 -- Aug 20, vehicles collide, wet road, car slides into bus path, near Bowie, MD -- 5  
1936 -- July 18, train hits car/9 occupants, crossing near Dundee, near Ann Arbor, MI-- 9  
1937 -- May 30, two car collision on curve/6 one family, Hwy. 42, Newtonburg, WI -- 9  
1937 -- June 26, automobiles collide head-on, west of Erick, OK -- 6  
1938 -- Nov 19, auto with 7 crippled children falls into mine-pit, Wilkes-Barre, PA -- 8
1. 1940 -- Apr 21, two cars collide head-on (young people 17-23), Slayton, MN<sup>2166</sup> -- 12  
1943 -- July 04, autos collide head-on, Route 68, 3M S of Marienville, northwest PA -- 8  
1948 -- Mar 27, car turns in front of truck, collide in heavy fog, near Kalamazoo, MI -- 6
2. 1949 -- Apr 24, train hits family truck at railroad crossing, 8M south of Carthage, TN -- 10  
1949 -- Oct 16, auto hits horse/on-coming car skids into the auto, 7M S of Sicily Isl. LA-- 6
- 1950 -- Feb 28, speeding car/4 Ft. Meade soldiers, hits taxi, US 1 ~Patapsco Riv. Bridge, MD--6  
1950 -- Mar 25 dust storms & auto accidents, TX (3), KS (4), NE (1) -- 8  
1951 -- Jan 28, Bridal party car misses Mystic Riv. bridge ramp, goes off old bridge draw, Boston MA-- 6
3. 1951 -- Aug 18, beer truck/car collide, truck/Greyhound bus collide ~Alpena, MI<sup>2167</sup> --11-14  
1953 -- May 30, passing passenger car collides with taxi headon near Selma, AL -- 5
4. 1953 -- Aug 01, two cars collide/side-swipe in downpour, US 10 near Randall, MN --all 10  
1953 -- Oct 09, car and motorcycle collide, US 285, 37 miles north of Roswell, NM -- 5
5. 1954 -- June 07, two-car collision, Rt. 416 (MD 4) Lyons Creek, Calvert County, MD-- 10  
6. 1954 -- July 31, car loses brakes, hits cliff and burns, Pine Mountain, KY -- 11  
7. 1956 -- Oct 03, two automobiles collide head-on near Muncie, IN -- 10  
8. 1957 -- May 25, two-car collision kills two families, IL Hwy. 116 near Benson, IL -- 11  
9. 1958 -- Feb 12, auto/5 and bus collide headon on foggy highway 501 ~Conway SC -- 5  
1958 -- Apr 04, car of teenagers hits Greyhound bus, St. Hwy 226 ~Creswell, OR -- 5  
1959 -- Feb 14, OH car goes into Middle Fork, Poca River, Rt 21 near Sissonville, WV-- 6
10. 1959 -- Mar 18, station-wagon (Beavercreek Girl Scouts) hit by train, ~Xenia, OH --all 10  
1959 -- June 8, auto and trucks collide, family killed, ~Duncansville, Western PA -- 6
11. 1959 -- Oct 09, semi-trailer tanker rear-ends Trenton St. Col. bus, New Brunswick, NJ-- 12  
1959 -- Nov 09, vehicular accident, three trucks and one car, West Brooklyn, IL<sup>2168</sup> -- 7  
1959 -- Dec 18, car tries to beat train across road at crossing, Fowlerville, MI -- 8  
1959 -- Dec 25, car collides with concrete abutment, Hwy 9-W near Haverstraw, NY -- 8
- 1960 -- Sep 12, station wagon of high school students hits tractor-trailer near Ripley, WV-- 6

<sup>2165</sup> Cross-listed in Explosions and in Hazardous Materials.

<sup>2166</sup> This was at the time the deadliest "pleasure car" accident in the country.

<sup>2167</sup> Cross-listed in bus and in truck subsets.

<sup>2168</sup> Six of the dead were family members in the car. One truck driver was killed.

- 1961 -- June 17, automobiles collide head-on near Lovelock, NV -- 6
12. 1961 -- June 30, wrong-way, Cal. speeding pickup hits Cal. station wagon, Jean, NV -- 11
13. 1962 -- Jan 28-Feb 2, dense fog, traffic accidents/pileups, Central Valley CA<sup>2169</sup> -- >10
- 1963 -- Jan 27, cars collide, Corunna and Morrish roads, five miles west of Flint, MI -- 6
14. 1963 -- Sep 02, two-car collision, TX State Highway 146 near Dayton, TX -- 10
15. 1963 -- Nov 03, car goes through inoperable dead-end warning into Harlem Riv., NYC-- 11
- 1964 -- Mar 20, car skids on icy US 69 curve into path of truck, near Cameron, MO -- 6
- 1965 -- Feb 23, truck/1 and car/5 collide, burn, US 31 five miles so. of Decatur, AL -- all 6
- 1965 -- Sep 10, speeding car crosses median (blowout?) hits another near Lincolnton, NC-- 9
- 1966 -- Mar 07, two car collision, US Highway 61 north of St Paul, MN -- 7
- 1966 -- Apr 30, head-on collision; car with teens and family station wagon, US26, Elsie, OR-8
16. 1966 -- July 03, two cars collide, Ajo Highway ~12 miles west of Three Points AZ --all 10
17. 1967 -- June 23, station wagon/10 runs stop sign, hits asphalt tanker truck, Hardeeville, SC--10
18. 1968 -- Mar 07, wrong-side/intoxicated driver's auto hits bus, fire, I-15, Baker, CA<sup>2170</sup>-- 20
- 1969 -- June 04, automobiles collide, near Slippery Rock, western PA -- 6
- 1969 -- Nov 29, multiple vehicles collide in fog, fires, NJ Turnpike no. of Swedesboro, NJ--6

**ROAD/Highway Events subset – AUTOMOBILE, PICKUP, SUV, VAN – Chronological:**

- 1971 -- Jan 3, wrong-way car/3 deaths, station wagon/5 collide, I-74, near Shelbyville, IN-- 8
- 1971 -- Apr 06, car with US Coast Guardsmen, goes into Curtis Creek ~Glen Burnie, MD-- 6
19. 1972 -- Nov 07, freighter hits Sidney Lanier Bridge, span collapses/cars fall, Brunswick GA--10
20. 1973 -- Feb 06-11, rain storms and vehicular accidents (3 by drowning), CA, esp. So. CA--15
21. 1974 -- Mar 08, U.S. INS prison van hits parked tractor trailer, I-8, Jacumba Mts., CA-- 13
22. 1975 -- July 03, car/truck-camper headon collision, Rt. 98 Navajo Reservation, no. AZ-- 10
- 1977 -- July 14, out of control car/6 hits motor home/2, rural US 69 near Stringtown, OK-- 8
23. 1979 -- Apr 23, impaired driver, pickup speeds through curve into trees ~Crofton, MD-- 10
- 1981 -- Mar 06, Mid-Valley High School auto crash, Underwood Road, Throop, PA -- 9
24. 1983 -- Aug 10, car/tractor-trailer head-on collision, Hwy 86 near Coachella, CA<sup>2171</sup> -- 11
- 1984 -- Sep 10, flash flood, family truck swept away ~15 miles west of Las Vegas, NV-- 5
- 1986 -- July 20, stolen police car runs red light, rams car killing 6 inside, Moorestown NJ-- 6
25. 1987 -- Apr 05, flooding/Schoharie Cr. bridge fails/vehicles fall, I-90 ~Fort Hunter<sup>2172</sup> NY-- 10
- 1988 -- Aug 03, multi-vehicle pileup (smoke from burning field), I-5 near Albany, OR-- 7
26. 1990 -- Jan 24, farm worker van goes into canal, curve in fog, near Clewiston, FL -- 10
- 1990 -- Feb 25, out-of-control car crosses I-65 median into path of bus, Indianapolis, IN-- 6
- 1994 -- Jan 30, van apparently driven into path of tractor-trailer, near Howell, MI -- 7
- 1994 -- Feb 08, Fargo ND van hits snowplow in whiteout, I-94 near Alexandria, MN' -- 7
27. 1994 -- Mar 09, pickup truck with 20 illegal immigrants wrecks, I-15 near Barstow, CA-- 12

<sup>2169</sup> There were 28-29 total fatalities with one event (train hitting farm worker bus) taking 11 lives alone.

<sup>2170</sup> Cross-listed in Bus subsection. An intoxicated auto driver going 65 mph the wrong way on an Interstate highway hits a bus, resulting in 19 fatalities on the bus in addition to the death of the auto driver.

<sup>2171</sup> All the fatalities were in the car, which ran a stop-sign, while speeding, and was hit by the truck.

<sup>2172</sup> Cross-listed in Structural Failures -- Bridges. I-90 (NY State Thruway) Schoharie Creek bridge is ~a mile south of Fort Hunter hamlet, Montgomery Co., and ~5½ miles west of Amsterdam, NY, 37 miles NW of Albany.

- 28. 1994 -- Aug 21, SUV crosses center-line, hits sedan, Hwy Alt 97 ~Wenatchee, WA -- 11
- 29. 1997 -- July 30, high schoolers' SUV in no-passing zone, hit by truck, ~Plymouth NC -- 10
- 30. 1997 -- Sep 09, van/pickup collide/burn, Hwy 1, ~San Julian Ranch & Lompoc, CA -- 11
- 1999 -- June 04, speeding car runs light, hits car with 3 retired couples, Boca Raton, FL-- 6
- 31. 1999 -- Aug 09, farm worker van collides with truck, Five Points, CA -- 13
- 32. 1999 -- Dec 04, illegal worker van collides with 18-wheeler, I-40 ~Albuquerque, NM -- 13

**ROAD/Highway Events subset – AUTOMOBILE, PICKUP, SUV, VAN – Chronological:**

- 2001 -- Sep 15, barge hits Queen Isabella Causeway, span collapses, Port Isabel, TX -- 8
- 33. 2002 -- Sep 12, speeding van, off John's Bridge between Eagle & Churchill Lakes, ME-- 14
- 2003 -- Jan 02, pickup carrying illegals crashes into tractor trailer, I-80 near Menlo, IA-- 9
- 34. 2003 -- July 16, car collides with car and pedestrians, Santa Monica, CA -- 10
- 35. 2006 -- Aug 07, SUV with illegals flips evading Border Patrol spike strip near Yuma, AZ--10
- 2008 -- Feb 16, car hits street race spectators, Indian Head Highway, Accokeek, MD<sup>2173</sup>-- 8
- 36. 2009 -- June 06, illegal immigrant (22) smuggling SUV blowout/rolls, near Sonoita, AZ-- 11
  
- 37. 2012 -- July 22, pickup truck with 23 illegals crashes, US Highway 59 near Goliad, TX-- 14
- 38. 2018 -- Oct 06, birthday party limo hits vehicle/bystanders, Apple Barrel, Schoharie, NY--20
- 2019 -- Jan 06, drunk driver going wrong way, I-75, hits MI family car, Lexington, KY-- 6
- 2019 -- June 21, pickup truck crashes into ten motorcycles, U.S. 2, Randolph, NH -- 7
  
- 39. 2021 -- June 19, 18-vehicle crash, 8 girls/Tallapoosa Girls Ranch van, 2/SUV, I-65, Butler Co., AL<sup>2174</sup>--10
- 2023 -- May 7, SUV driven into 18 migrant pedestrians at a bus-stop, Brownsville, TX-- 8
- 2024 -- May 14, pickup hits migrant farmworker bus, State Rd. 40, Marion County, FL-- 8

---

<sup>2173</sup> Cross-listed in Automobile Racing.

<sup>2174</sup> *The Weather Channel* includes these deaths in the twelve it attributes to Tropical Storm Claudette.



**ROAD / HWY Events subset -- BRIDGE or SPAN Collapse Subset -- By Mortality**

1. 1989 -- Oct 17, earthquake, Nimitz Highway collapse, Loma Prieta, Northern CA<sup>2175</sup> -- 41
2. 1967 -- Dec 15, Silver Bridge collapse, vehicles fall, OH Riv., Point Pleasant, WV<sup>2176</sup>-- 46
3. 1980 -- May 09, freighter hits Sunshine Skyway Bridge, span collapse, Tampa, FL<sup>2177</sup>-- 35
4. 1922 -- Sep 11, truck falls through wood bridge, Satilla Riv., 20 mi. ~Homerville, GA<sup>2178</sup>- 18
5. 2002 -- May 26, barge hits bridge, span collapse, vehicles fall, Webbers falls, OK<sup>2179</sup> -- 14
6. 2007 -- Aug 01, Interstate 35W bridge collapse, vehicles fall, Minneapolis, MN<sup>2180</sup> -- 13
7. 1972 -- Nov 07, freighter hits Sidney Lanier Bridge, span collapse, Brunswick, GA<sup>2181</sup>-- 10
8. 1987 -- Apr 05, bridge collapse, Schoharie Crk., NY State Thruway, Amsterdam NY<sup>2182</sup>-- 10
  
9. 1989 -- Apr 01, Hatchie River Bridge collapse, 5 vehicles fall, near Covington, TN<sup>2183</sup>-- 8
10. 2001 -- Sep 15, barge hits Queen Isabella Causeway, span collapses, Port Isabel, TX -- 8

---

<sup>2175</sup> Cross-listed in Earthquakes. There was a total of 67 fatalities.

<sup>2176</sup> Cross-listed in Structural Collapse.

<sup>2177</sup> Cross-listed in Maritime and in Structural Collapse/Bridges. A bus and several cars fell; 22 fatalities on the bus.

<sup>2178</sup> Cross-listed in Structural Failures—Bridges.

<sup>2179</sup> Cross-listed under Maritime and Structural Collapse.

<sup>2180</sup> Cross-listed in Structural Collapse/Bridges.

<sup>2181</sup> Cross-listed under Maritime and Structural Collapse/Bridge.

<sup>2182</sup> Cross-listed in Flooding and in Structural Collapse/Bridges.

<sup>2183</sup> Cross-listed in Structural Collapse/Bridges.

**ROAD/HWY subset -- BUS/MOTORCOACH/VAN (Other than School Buses) --Mortality**

1. 1963 -- Sep 17, train hits migrant worker truck-bus, grade-crossing, Chualar, CA<sup>2184</sup> -- 32
2. 1944 -- Jan 06, Army Air Force bus and train collide, Kingman Army Air Field, AZ -- 28
3. 1952 -- Aug 04, Greyhound buses collide dead-on / fire, Waco, TX -- 28
4. 1963 -- May 18, farm worker bus sideswiped by truck, goes into canal, ~Belle Glade, FL<sup>2185</sup>--27
5. 1988 -- May 14, church bus hit by drunk driver, Carrollton, KY -- 27
6. 1980 -- May 09, freighter hits bridge, span collapse, Greyhound bus falls, Tampa, FL<sup>2186</sup>-- 26
7. 1931 -- Aug 03, bus goes through open drawbridge, Sampit River ~Georgetown, SC<sup>2187</sup> -- 23
8. 2005 -- Sep 23, Hurricane Rita nursing home bus burns, Wilmer, TX -- 23
9. 1930 -- Apr 11, train hits Pickwick-Greyhound bus, near Isleta, NM<sup>2188</sup> -- 22
10. 1942 -- Dec 22, rockslide crushes passenger bus, near Aliquippa, PA<sup>2189</sup> -- 22
11. 1999 -- May 09, casino tour bus crashes into concrete wall, New Orleans, LA -- 22
  
12. 1937 -- Mar 24, blowout, roller-skating team bus tits bridge and burns, Salem IL -- 21
13. 1986 -- May 30, tour bus crashes in West Walker River, Walker, CA -- 21
14. 1929 -- Jan 22, train hits Greyhound bus in snowstorm, near Bellevue, OH<sup>2190</sup> -- 20
15. 1934 -- July 22, bus with defective brakes runs off road, Burns, Ossining, NY --19-20
16. 1936 -- Jan 31, prisoner fire ignites gas vapor in back of prison truck, Scottsboro, AL -- 20
17. 1944 -- Mar 20, bus slides off Market St. Bridge into Passaic River, near Passaic, NJ --19-20
18. 1968 -- Mar 07, wrong-side/intoxicated driver's auto hits bus, fire, I-15, Baker, CA -- 20
19. 1980 -- June 05, Central Texas Charter tour bus goes off Highway 7, near Jasper, AR -- 20
20. 1972 -- Dec 26, semi-trailer hits church bus, US 60-84 bridge ~Fort Sumner, NM -- 19
21. 1974 -- Jan 15, speeding farm labor bus goes into irrigation ditch, drownings, Blythe, CA--19
22. 1966 -- Feb 01, farm labor bus hit by train engine pulling caboose, so. of Miami, FL -- 18
23. 1937 -- Jan 25, Tamiami Trail Tours bus goes in Everglades canal ~Coral Gables, FL -- 17
24. 1941 -- Oct 26, Greyhound bus hits bridge railing, gas fire consumes bus, Clanton, AL-- 17
25. 2008 -- Aug 08, chartered tour bus crash off bridge, U.S. Highway 75, Sherman, TX -- 17
26. 1942 -- Oct 28, bus with children/workers goes past flashing lights, hit by Train, Detroit, MI-- 16
27. 1949 -- Aug 10, Greyhound bus hits bridge, rolls and burns, IN 37 ~Bloomington, IN -- 16
28. 1942 -- Aug 05, bus hit by passenger train at railroad crossing, Crystal Springs, MS -- 15
29. 2004 -- Oct 09, MCI Motorcoach crash, I-55 near Turrell, AR -- 15
30. 2011 -- Mar 12, World Wide Travel Casino tour bus crash, I-95, Bronx, NY -- 15
31. 1935 -- Dec 22, bus goes through drawbridge guardrail into Appomattox Riv., Hopewell, VA--all 14
32. 1951 -- Aug 18, beer truck/car collide, truck/Greyhound bus collide ~Alpena, MI<sup>2191</sup> --11-14
33. 1960 -- Mar 01, train and oil tank truck collision and fire, Bakersfield, CA<sup>2192</sup> -- 14
34. 1972 -- May 13, Greyhound bus/13 passing a car hits truck, US 11W, Bean Station, TN-- 14

<sup>2184</sup> Cross-listed in Rail. This was a flatbed truck which had been converted into a bus-like vehicle.

<sup>2185</sup> Cross-listed in Truck subset as well -- a passing, sideswiping, pickup truck caused the bus to go into the canal.

<sup>2186</sup> Cross-listed in Maritime and in Structural Collapse/Bridges. There were 35 total fatalities.

<sup>2187</sup> This was the deadliest non-collision bus disaster in the U.S. until May 9, 1980 when a freighter hit the Skyway bridge in Tampa, knocking out a span, causing a Greyhound bus to fall into the Bay with 26 fatalities.

<sup>2188</sup> Cross-listed in Rail.

<sup>2189</sup> Cross-listed in Landslides.

<sup>2190</sup> Cross-listed in Rail and winter Storms.

<sup>2191</sup> Cross-listed in auto and in truck subsets.

<sup>2192</sup> Cross-listed in Hazardous Materials and in Rail.

35. 1947 -- Feb 17, train-crew bus drives into path of one-car electric train, Andry, IN -- 13  
 36. 1973 -- Nov 03, driver heart attack and charter bus crash, I-880 near Sacramento, CA -- 13  
 37. 1974 -- Mar 08, US INS prison bus/van collides with parked semi, I-8, Jacumba Mts., CA--13  
 38. 2016 -- Oct 23, tour bus runs into semi, I-10, Indian Canyon near Palm Springs, CA -- 13  
 39. 2017 -- Mar 29, pickup truck hits church bus head-on, Hwy 83 near Concan, TX -- 13

**ROAD/HWY subset--BUS/Motorcoach/VAN (Other than School Buses)--Mortality (Cont.)**

40. 1942 -- Oct 03, gasoline tanker, hay wagon & bus collision, explosion ~Lumberton, NC-- 12  
 41. 1936 -- Mar 28, grade crossing collision, bus & Central of Georgia train, Bryon, GA<sup>2193</sup>-- 11  
 42. 1940 -- Apr 21, two cars collide head-on (young people 17-23), Slayton, MN -- 11  
 43. 1943 -- Dec 14, war workers bus and tractor trailer collide, bus burns, ~Campbell, NY-- 11  
 44. 1965 -- Aug 28, Greyhound bus and timber truck collide, Vinton, LA -- 11  
 45. 1981 -- Feb 18, commuter bus crash, I-95, into Chopawamsic Creek near Quantico, VA-- 11  
 46. 1926 -- July 22, bus with Brooklyn excursionists overturns, near Nyack, NY -- 10  
 47. 1927 -- Jan 22, Baylor Univ. Basketball Team bus hit by train, Round Rock, TX -- 10  
 48. 1941 -- Dec 25, bus crashes into fuel oil tank in yard after car collision, St. Louis, MO-- 10  
 49. 1981 -- June 26, converted bus/motor home fire, I-15, Cajon Pass, near Victorville CA-- 10  
 50. 1982 -- Oct 08, tractor semitrailer collides head-on with church van near Lemoore, CA-- 10  
 51. 1987 -- July 17, flash flood, church youth bus and van swept into river ~Comfort, TX<sup>2194</sup>-- 10  
 52. 1983 -- Dec 23, activity bus and semitrailer collide near Devers, TX -- 10  
 53. 2015 -- Jan 14, TX Corrections Dept. Prison bus skids off icy I-20, hits Train ~Penwell, TX--10

**Other (5-9):**

- 2008 -- Jan 06, motorcoach runs off road, rolls over, U.S. Rt. 163, Mexican Hat, UT -- 9  
 2012 -- Dec 30, tourist charter bus crash, icy I-84 near Pendleton, OR -- 9  
 2018 -- Aug 30, semitrailer hits Greyhound bus after blowout, I-40, near Thoreau, NM -- 9  
 1966 -- Apr 30, head-on collision; car with teens and family station wagon, Seaside, OR -- 8  
 2002 -- Mar 26, retirement home bus crashes into van, Dodge County, WI -- 8  
 2013 -- Oct 02, church bus tire blowout, crash into SUV and tractor-trailer, I-40, east TN -- 8  
 2024 -- May 14, pickup hits migrant farmworker bus, State Rd. 40, Marion Co., FL -- 8  
 1942 -- Feb 26, bus with airmen hit by train at railway crossing in snow storm ~Enid, OK -- 7  
 1969 -- Dec 14, Order of Eastern Star charter bus skids off icy road, Gap near Lancaster, PA-- 7  
 1970 -- Jul 15, Hillel Day School, Long Isl., NY, Charter Bus Wreck, ~New Smithville, PA-- 7  
 2009 -- Jan 30, tour bus crash (loss of control and rollover), Dolan Springs, AZ -- 7  
 2024 -- Aug 31, bus crash, front tire failure, I-20 near Bovina, Warren County, MS -- 7  
 1934 -- Apr 15, Nevin Western Bus hits truck on side of road, near Elyria, OH -- 6  
 1935 -- Aug 20, vehicles collide, wet road, car slides into bus path, near Bowie, MD<sup>2195</sup> -- 5

<sup>2193</sup> Cross-listed in Rail.

<sup>2194</sup> Cross-listed under Flooding and Flash Floods.

**ROAD/HWY subset--BUS/Motorcoach/VAN (other than school buses) – Chronological:**

1. 1926 -- July 22, bus with Brooklyn excursionists overturns, near Nyack, NY -- 10
2. 1927 -- Jan 22, Baylor Univ. basketball team bus hit by train, Round Rock, TX<sup>2196</sup> -- 10
3. 1929 -- Jan 22, train hits Greyhound bus in snowstorm, near Bellevue, OH<sup>2197</sup> -- 20
  
4. 1930 -- Apr 11, train hits Pickwick-Greyhound bus, near Isleta, NM (also in “Rail”) -- 22
5. 1931 -- Aug 03, bus goes through open drawbridge, Sampit River ~Georgetown, SC<sup>2198</sup>-- 23  
1934 -- Apr 15, Nevin Western Bus hits truck on side of road, near Elyria, OH -- 6
6. 1934 -- July 22, bus with defective brakes runs off road, burns, Ossining, NY --19-20  
1935 -- Aug 20, vehicles collide, wet road, car slides into bus path, near Bowie, MD<sup>2199</sup>-- 5
7. 1935 -- Dec 22, bus goes through drawbridge guardrail into Appomattox Riv., Hopewell, VA--all 14
8. 1936 -- Jan 31, prisoner fire ignites gas vapor in back of prison truck, Scottsboro, AL -- 20
9. 1936 -- Mar 28, bus & Central of Georgia train grade crossing collision, Bryon, GA<sup>2200</sup>-- 11
10. 1937 -- Jan 25, Tamiami Trail Tours bus goes in Everglades canal ~Coral Gables, FL -- 17
11. 1937 -- Mar 24, blowout, roller-skating team bus gits bridge, fire, Salem, IL -- 21
  
12. 1941 -- Oct 26, Greyhound bus hits bridge railing, gas fire consumes bus, Clanton, AL-- 17
13. 1941 -- Dec 25, bus crashes into fuel oil tank in yard after car collision, St. Louis, MO-- 10
14. 1942 -- Aug 05, bus hit by passenger train at railroad crossing, Crystal Springs, MS -- 15
15. 1942 -- Oct 03, gasoline tanker, hay wagon & bus collision, explosion ~Lumberton, NC-- 12
16. 1942 -- Oct 28, bus with children/workers goes past flashing lights, hit by train, Detroit, MI-- 16
17. 1942 -- Dec 22, rockslide crushes passenger bus, near Aliquippa, PA<sup>2201</sup> -- 22
18. 1944 -- Jan 06, Army Air Force bus and train collide, Kingman Army Air Field, AZ -- 28
19. 1944 -- Mar 20, bus slides off Market St. Bridge into Passaic River, near Passaic, NJ --19-20
20. 1947 -- Feb 17, train crew bus and train collision, Michigan City, IN (also in Rail) -- 13
21. 1949 -- Aug 10, Greyhound bus overturns/burns, Bloomington, IN -- 15
  
22. 1951 -- Aug 18, beer truck/car collide, truck/Greyhound bus collide ~Alpena, MI<sup>2202</sup> --11-14
23. 1952 -- Aug 04, Greyhound buses collide head-on, fire, Waco, TX -- 28
  
24. 1960 -- Mar 01, train and oil tank truck collision, fire, Bakersfield, CA<sup>2203</sup> -- 14
25. 1963 -- May 18, farm worker bus sideswiped by truck, goes into canal, ~Belle Glade, FL<sup>2204</sup>--27
26. 1963 -- Sep 17, train hits migrant worker truck-bus, grade-crossing, Chualar, CA<sup>2205</sup> -- 32
27. 1965 -- Aug 28, Greyhound bus and timber truck collide, Vinton, LA -- 11

---

<sup>2195</sup> All the deaths were in the car, though the bus did turn over.

<sup>2196</sup> Cross-listed in Rail.

<sup>2197</sup> Cross-listed in Rail and winter Storms.

<sup>2198</sup> This was the deadliest non-collision bus disaster in the U.S. until May 9, 1980 when a freighter hit the Skyway bridge in Tampa, knocking out a span, causing a Greyhound bus to fall into the Bay with 26 fatalities.

<sup>2199</sup> All the deaths were in the car, though the bus did turn over.

<sup>2200</sup> Cross-listed in Rail.

<sup>2201</sup> Cross-listed in Landslides.

<sup>2202</sup> Cross-listed in auto and in truck subsets.

<sup>2203</sup> Cross-listed in Hazardous Materials and in Rail.

<sup>2204</sup> Cross-listed in Truck subset as well -- a passing, sideswiping, pickup truck caused the bus to go into the canal.

<sup>2205</sup> Cross-listed in Rail. This was a flatbed truck which had been converted into a bus-like vehicle.

28. 1966 -- Feb 01, farm labor bus hit by train engine pulling caboose, south of Miami, FL-- 18  
 1966 -- Apr 30, head-on collision; car with teens and family station wagon, Seaside, OR-- 8  
 29. 1968 -- Mar 07, wrong-side/intoxicated driver's auto hits bus, fire, I-15, Baker, CA -- 20  
 1969 -- Dec 14, Order of Eastern Star charter bus skids off icy road, Gap ~Lancaster, PA-- 7

**ROAD/HWY Events subset-- BUS/MOTORCOACH /VAN (not school buses)--chronological**

- 1970 -- July 15, Hillel Day School, L.I., NY, charter bus wreck, ~New Smithville, PA-- 7  
 30. 1972 -- May 13, Greyhound bus/13 passing a car hits truck, US 11W, Bean Station, TN-- 14  
 31. 1972 -- Dec 26, bus and truck collision, U.S. 60-84, Fort Sumner, NM -- 19  
 32. 1973 -- Nov 03, driver heart attack, charter bus crash, I-880 near Sacramento, CA -- 13  
 33. 1974 -- Jan 15, speeding farm labor bus goes into irrigation ditch, drownings, Blythe, CA--19  
 34. 1974 -- Mar 08, US INS prison bus/van hits parked semi-truck, I-8, Jacumba Mts., CA-- 13  
  
 35. 1980 -- May 09, freighter hits bridge, span collapse, Greyhound bus falls, Tampa, FL<sup>2206</sup>-- 26  
 36. 1980 -- June 05, Central Texas Charter tour bus goes off Highway 7, near Jasper, AR -- 20  
 37. 1981 -- Feb 18, commuter bus crash, I-95, into Chopawamsic Creek ~Quantico, VA -- 11  
 38. 1981 -- June 26, converted bus/motor home fire, I-15, Cajon Pass near Victorville CA-- 10  
 39. 1982 -- Oct 08, tractor semitrailer collides head-on with church van near Lemoore, CA-- 10  
 40. 1983 -- Dec 23, activity bus and semitrailer collide, near Devers, TX -- 10  
 41. 1986 -- May 30, tour bus crashes into West Walker River, Walker, CA -- 21  
 42. 1987 -- July 17, flash flood, church youth bus & van swept into river ~Comfort, TX<sup>2207</sup>-- 10  
 43. 1988 -- May 14, church bus hit by drunk driver, Carrollton, KY -- 27  
  
 44. 1999 -- May 09, casino tour bus crashes into concrete wall, New Orleans, LA -- 22  
  
 2002 -- Mar 26, retirement home bus crashes into van, Dodge County, WI -- 8  
 45. 2004 -- Oct 09, MCI Motorcoach crash, I-55 near Turrell, AR -- 15  
 46. 2005 -- Sep 23, nursing home bus burns, evacuating from Hurricane Rita, Wilmer, TX-- 23  
 2008 -- Jan 06, motorcoach runs off road, rolls over, U.S. Rt. 163, Mexican Hat, UT -- 9  
 47. 2008 -- Aug 08, chartered tour bus crash off bridge, U.S. Highway 75, Sherman, TX -- 17  
 48. 2009 -- Jan 30, tour bus crash (loss of control and rollover), Dolan Springs, AZ -- 7  
  
 49. 2011 -- Mar 12, World Wide Travel charter casino tour bus crash, I-95, Bronx, NY -- 15  
 2012 -- Dec 30, tourist charter bus crash, icy I-84 near Pendleton, OR -- 9  
 2013 -- Oct 02, church bus tire blowout, crash into SUV and tractor-trailer, I-40 east TN-- 8  
 50. 2015 -- Jan 14, TX Corrections Dept. prison bus skids off icy I-20, hits train ~Penwell, TX-- 10  
 51. 2016 -- Oct 23, tour bus runs into semi, I-10, Indian Canyon near Palm Springs, CA -- 13  
 52. 2017 -- Mar 29, pickup truck hits church bus head-on, Hwy 83 near Concan, TX -- 13  
 2018 -- Aug 30, semitrailer hits Greyhound bus after blowout, I-40, near Thoreau, NM-- 9  
  
 2024 -- May 14, pickup hits migrant farmworker bus, State Rd. 40, Marion Co., FL -- 8  
 2024 -- Aug 31, bus crash, front tire failure, I-20 near Bovina, Warren County, MS -- 7

<sup>2206</sup> Cross-listed in Maritime and in Structural Collapse/Bridges. There were 35 total fatalities.

<sup>2207</sup> Cross-listed under Flooding and Flash Floods.



**ROAD / Highway Events subset – MULTI-VEHICLE Crashes, Pileups – By Mortality**

1. 1991 -- Nov 29, dust storm, massive Interstate-5 pileup, Coalinga, CA<sup>2208</sup> -- 17
  2. 1990 -- Dec 11, fog, multiple-vehicle collisions, Interstate-75 near Calhoun, TN<sup>2209</sup> -- 12
  3. 2012 -- Jan 29, smoke/haze/fog, Interstate-75 pileup, south of Gainesville, FL -- 11
  4. 1985 -- Oct 06, brush fire smoke, 33-vehicle pileup, Interstate-5 near Sacramento, CA-- 10
  5. 1995 -- Apr 09, dust storm-related vehicle accidents, Bowie, AZ<sup>2210</sup> -- 10
  6. 2002 -- Oct 11, fog, multi vehicle pileup, Interstate-43, near Cedar Grove, WI<sup>2211</sup> -- 10
  7. 2009 -- Jun 26, tractor-trailer hits multiple cars, Will Rogers Turnpike ~Miami, OK -- 10
  8. 2021 -- June 19, 18-vehicle crash, 8 girls/Tallapoosa Girls Ranch van, 2/SUV, I-65, Butler Co., AL<sup>2212</sup>--10
- 1990 -- Feb 24, 32-car pileup at beginning of blizzard, I-75 north of Tipp City, OH -- 9
- 2023 -- Oct 24, pileup of 168 vehicles in fog/smoke, I-55 outside New Orleans, LA -- 8
- 1988 -- Aug 03, multi-vehicle pileup (smoke from burning field), I-5 near Albany, OR-- 7
- 2019 -- Jan 03, multi-vehicle collision (4); diesel fuel fire, I-75 near Gainesville, FL -- 7
- 1969 -- Nov 29, multiple vehicles collide in fog, fires, NJ Turnpike no. of Swedesboro, NJ--6
- 2017 -- June 19, dust-storm, vehicular pileup, westbound I-10, near Lordsburg, NM<sup>2213</sup>-- 6
- 2022 -- July 15, dust storm, 21-vehicle pileup, I-90 near Hardin, Big Horn County, MT-- 6
- 2023 -- May 01, vehicular pileup in farm dust, high wind, I-55 north of Farmersville, IL-- 6

**ROAD / Highway Events subset – MULTI-VEHICLE Crashes, Pileups – Chronological**

- 1969 -- Nov 29, multiple vehicles collide in fog, fires, NJ Turnpike no. of Swedesboro, NJ--6
1. 1985 -- Oct 06, brush fire smoke, 33-vehicle pileup, Interstate-5 near Sacramento, CA-- 10
  - 1988 -- Aug 03, multi-vehicle pileup (smoke from burning field), I-5 near Albany, OR-- 7
- 1990 -- Feb 24, 32-car pileup at beginning of blizzard, I-75 north of Tipp City, OH -- 9
2. 1990 -- Dec 11, fog, multiple-vehicle collisions, I-75 near Calhoun, TN<sup>2214</sup> -- 12
  3. 1991 -- Nov 29, dust storm, massive Interstate-5 pileup, Coalinga, CA<sup>2215</sup> -- 17
  4. 1995 -- Apr 09, dust storm-related vehicle accidents, Bowie, AZ<sup>2216</sup> -- 10
5. 2002 -- Oct 11, fog, multi-vehicle pileup, Interstate 43, near Cedar Grove, WI<sup>2217</sup> -- 10
  6. 2009 -- Jun 26, tractor-trailer hits multiple cars, Will Rogers Turnpike ~Miami, OK -- 10
7. 2012 -- Jan 29, smoke/haze/fog, Interstate-75 pileup, south of Gainesville, FL -- 11
  - 2017 -- June 19, dust-storm, vehicular pileup, westbound I-10, near Lordsburg, NM<sup>2218</sup>-- 6

---

<sup>2208</sup> Cross-listed in Dust Storms.

<sup>2209</sup> Cross-listed in Fog as a Contributing Factor.

<sup>2210</sup> Cross-listed in Dust Storm.

<sup>2211</sup> Cross-listed in Fog as a Contributing Condition.

<sup>2212</sup> *The Weather Channel* includes these deaths in the twelve it attributes to Tropical Storm Claudette.

<sup>2213</sup> Cross-listed in Dust Storms.

<sup>2214</sup> Cross-listed in Fog as a Contributing Factor.

<sup>2215</sup> Cross-listed in Dust Storms.

<sup>2216</sup> Cross-listed in Dust Storm.

<sup>2217</sup> Cross-listed in Fog as a Contributing Condition.

- 2019 -- Jan 3, multi-vehicle collision (4); diesel fuel fire, I-75 near Gainesville, FL -- 7
8. 2021 -- June 19, 18-vehicle crash, 8 girls/Tallapoosa Girls Ranch van, 2/SUV, I-65, Butler Co., AL<sup>2219</sup>--10
- 2022 -- July 15, dust storm, 21-vehicle pileup, I-90 near Hardin, Big Horn County, MT-- 6
- 2023 -- May 01, vehicular pileup in farm dust, high wind, I-55 north of Farmersville, IL-- 6
- 2023 -- Oct 24, pileup of 168 vehicles in fog/smoke, I-55 outside New Orleans, LA -- 8

---

<sup>2218</sup> Cross-listed in Dust Storms.

<sup>2219</sup> *The Weather Channel* includes these deaths in the twelve it attributes to Tropical Storm Claudette.



**ROAD / Highway Accidents/Incidents -- SCHOOL BUS Subset -- By Mortality**

1. 1976 -- May 21, Yuba City High School bus goes off cliff, Yuba City, CA -- 29
2. 1958 -- Feb 28, school bus hits wrecker, goes in Levisa Fork river near Prestonsburg, KY--27
3. 1938 -- Dec 01, train hits Jordan High School bus at RR crossing, Midvale, UT<sup>2220</sup> -- 26
4. 1989 -- Sep 21, truck and Mission School bus collision/drownings, Alton, TX -- 21
5. 1961 -- Dec 14, train and school bus collision, Auburn, CO<sup>2221</sup> -- 20
6. 1945 -- Nov 26, school bus goes into Lake Chelan in snowstorm, Chelan, WA -- 16
7. 1935 -- Apr 12, school bus and train collision, Rockville, MD -- 14
8. 1959 -- Oct 09, semi-trailer tanker rear-ends Trenton St. Col. bus, New Brunswick, NJ<sup>2222</sup>-12
9. 1933 -- Dec 14, school bus hit, Atlantic Coast Line train, near Crescent City, FL -- 11
10. 1955 -- Aug 22, school bus hit by train, Spring City, TN -- 11
  
11. 1930 -- Jan 22, train hits school bus, Berea, OH<sup>2223</sup> -- 10
12. 1937 -- Oct 22, school bus hit by Rock Island Line *Rocket*, Mason City, IA -- 10

**Other:**

- 1983 -- Mar 25, crash, Jonesboro School District bus, near Newport, AR -- 9
- 1984 -- Jan 21, Whitefish HS wrestling team bus hits jack-knifed fuel tanker/burns ~Essex MT-9
- 1970 -- July 15, Hillel Day School, L.I., NY, charter bus wreck, ~New Smithville, PA-- 7
- 1995 -- Oct 25, school bus stopped at road crossing hit by train, Fox River Grove, IL<sup>2224</sup>-- 7
- 1960 -- Jan 18, freight train cuts school bus in two at RR crossing near Fackler, AL -- 5
- 1972 -- Mar 24, high school bus fails to stop at crossing, hit by train, Congers, NY -- 5
- 2016 -- Nov 21, Woodmore elementary school bus crash, Brainerd ~Chattanooga, TN-- 5

---

<sup>2220</sup> Cross-listed in Rail.

<sup>2221</sup> Cross-listed in Rail.

<sup>2222</sup> Cross-listed in Truck subsection – bus of Trenton State College students at a red-light was rear-ended by truck.

<sup>2223</sup> Cross-listed in Rail

<sup>2224</sup> Cross-listed in Rail.

**ROAD / Highway Accidents/Incidents -- SCHOOL BUS Subset -- Chronological**

1. 1930 -- Jan 22, train hits school bus, Berea, OH<sup>2225</sup> -- 10
2. 1933 -- Dec 14, school bus hit by Atlantic Coast Line train, near Crescent City, FL -- 11
3. 1935 -- Apr 12, school bus and train collision, Rockville, MD -- 14
4. 1937 -- Oct 22, school bus hit by Rock Island Line *Rocket*, Mason City, IA -- 10
5. 1938 -- Dec 01, train hits Jordan High School bus at crossing, Midvale, UT<sup>2226</sup> -- 26
  
6. 1945 -- Nov 26, school bus goes into Lake Chelan in snowstorm, Chelan, WA -- 16
  
7. 1955 -- Aug 22, school bus hit by train, Spring City, TN -- 11
8. 1958 -- Feb 28, school bus hits wrecker, goes in Levisa Fork river near Prestonsburg, KY--27
9. 1959 -- Oct 09, semi-trailer tanker rear-ends Trenton St. Col. bus, New Brunswick, NJ<sup>2227</sup>-12
  
- 1960 -- Jan 18, freight train cuts school bus in two at RR crossing near Fackler, AL -- 5
10. 1961 -- Dec 14, train and school bus collision, Auburn, CO<sup>2228</sup> -- 20
  
- 1970 -- July 15, Hillel Day School, L.I., NY, charter bus wreck, near New Smithville, PA-- 7
- 1972 -- Mar 24, high school bus fails to stop at crossing, hit by train, near Congers, NY-- 5
11. 1976 -- May 21, Yuba City High School bus goes off cliff, Yuba City, CA -- 29
  
- 1983 -- Mar 25, Jonesboro School District bus crash, near Newport, AR -- 9
- 1984 -- Jan 21, Whitefish HS wrestling team bus hits jack-knifed fuel tanker/burns ~Essex MT-9
12. 1989 -- Sep 21, truck and Mission School bus collision and drownings, Alton, TX -- 21
  
- 1995 -- Oct 25, school bus stopped at crossing hit by train, Fox River Grove, IL<sup>2229</sup> -- 7
  
- 2016 -- Nov 21, Woodmore elementary school bus crash, Brainerd ~Chattanooga, TN-- 5

---

<sup>2225</sup> Cross-listed in Rail

<sup>2226</sup> Cross-listed in Rail.

<sup>2227</sup> Cross-listed in Truck subsection – bus of Trenton State College students at a red-light was rear-ended by truck.

<sup>2228</sup> Cross-listed in Rail.

<sup>2229</sup> Cross-listed in Rail.

**ROAD / Highway Events -- Track Crossings & Vehicle Collisions Subset<sup>2230</sup> -- By Mortality**

1.	1963 -- Sep 17, train hits migrant worker truck-bus, grade-crossing, Chualar, CA	--	32
2.	1940 -- Mar 14, train hits farm worker truck at Highway 83 crossing, Alamo, TX	--	29
3.	1938 -- Dec 01, train hits Jordan High School bus at rail crossing, Midvale, UT	--	26
4.	1930 -- Apr 11, train hits Pickwick-Greyhound bus, near Isleta, NM	--	22
5.	1927 -- Oct 14, Interurban railcar hits truck-trailer with people, Indianapolis, IN	--	20-21
6.	1929 -- Jan 22, train hits Greyhound bus, snowstorm, near Bellevue, OH <sup>2231</sup>	--	20
7.	1961 -- Dec 14, train and school bus collision, Auburn, CO	--	20
8.	1966 -- Feb 01, farm labor bus hit by train engine pulling caboose, south of Miami, FL	--	18
9.	1919 -- Nov 01, train hits "Auto Truck" at grade crossing, Clarksboro, NJ	--	14-16
10.	1942 -- Oct 28, train crashes into bus, Detroit, MI	--	16
11.	1900 -- Aug 12, train hits horse-drawn coach at grade crossing near Slatington, PA	--	13-15
12.	1911 -- Sep 24, train collides with hay wagon at rail crossing, Neenah, WI	--	15
13.	1942 -- Aug 05, bus hit by passenger train at railroad crossing, Crystal Springs, MS	--	15
14.	1916 -- Oct 01, freight train and street car (trolley) collide at crossing, Detroit, MI	--	10-14
15.	1935 -- Apr 12, school bus and train collision, Rockville, MD	--	14
16.	1960 -- Mar 01, train and oil tank truck collision, fire, Bakersfield, CA <sup>2232</sup>	--	14
17.	1947 -- Feb 17, train crew bus-train collision, Michigan City, IN	--	13
18.	1966 -- Dec 28, train hits stalled oil tanker truck at rail crossing, fire, Everett, MA	--	13
19.	1956 -- Dec 16, car (inebriated driver), hits train at rail crossing, SW Phoenix, AZ	--	12
20.	1957 -- June 11, train hits farm worker truck at rail crossing, Vroman, CO	--	12
21.	1976 -- Feb 07, train hits camper-truck with children, grade crossing, Beckemeyer, IL	--	12
22.	1933 -- Dec 14, school bus hit, Atlantic Coast Line train, near Crescent City, FL	--	11
23.	1936 -- Jan 24, train hits car at crossing, all 11 members of family killed, Grabill, IN	--	11
24.	1936 -- Mar 28, bus and Central of Georgia train collide at crossing, Bryon, GA	--	11
25.	1955 -- Aug 22, school bus hit by train at rail crossing, Spring City, TN	--	11
26.	1962 -- Jan 31, train hits farm worker bus at crossing in dense fog, Mendota, CA	--	11
27.	1999 -- Mar 15, Amtrak train and truck collision at grade crossing, Bourbonnais, IL	--	11
28.	2005 -- Jan 26, train-crossing collision/derailment/auto collision, Glendale, CA	--	11
29.	1892 -- Jan 19, train hits Clover Fishing Club sleighing party, St Louis, MO	--	~10
30.	1927 -- Jan 22, Baylor Univ. basketball team bus hit by train, Round Rock, TX	--	10
31.	1930 -- Jan 22, train hits school bus at crossing, Berea, OH	--	10
32.	1937 -- Oct 22, school bus hit by Rock Island Line train <i>Rocket</i> , Mason City, IA	--	10
33.	1949 -- Apr 24, train hits family truck at railroad crossing, 8M south of Carthage, TN	--	10
34.	1959 -- Mar 18, station-wagon (Beavercreek Girl Scouts) hit by train, ~Xenia, OH	--	all 10
35.	1964 -- May 11, train hits station wagon with 8 children at crossing, near Mesa, AZ	--	10

**Some Select Other Events with fewer than ten fatalities:**

1936 -- July 18, train hits car with 9 occupants, crossing near Dundee, near Ann Arbor, MI	--	9
1955 -- Nov 18, truck drives into path of train at crossing near Newport, MI	--	9

<sup>2230</sup> These events are cross-listed in Rail.

<sup>2231</sup> Cross-listed in Rail and winter Storms.

<sup>2232</sup> Cross-listed in Hazardous Materials and in Rail.

**Track-Crossings (continued):**

1959 -- Dec 18, car tries to beat train across road at crossing, Fowlerville, MI	--	8
1942 -- Feb 26, bus with airmen hit by train at RR crossing in snow storm near Enid, OK	--	7
1995 -- Oct 25, school bus stopped at road crossing hit by train, Fox River Grove, IL	--	7
1960 -- Dec 07, truck carrying bottled gas (4 killed) hit by train (2), near Nashua, NH	--	6
1972 -- Mar 24, high school bus fails to stop at crossing, hit by train, Congers, NY	--	5

**ROAD & Highway Events--Track Crossings & Vehicle Collisions Subset<sup>2233</sup>--Chronological**

1. 1892 -- Jan 19, train hits Clover Fishing Club sleighing party, St Louis, MO\* -- ~10
- 1893 -- Jan 18, sleighing party hit by train at grade crossing, Lonsdale, RI\* -- 9
  
2. 1900 -- Aug 12, train hits "omnibus" at grade crossing near Slatington, PA\* -- 15
3. 1911 -- Sep 24, train collision with hay wagon at crossing, Neenah, WI\* -- 15
4. 1916 -- Oct 01, freight train and street car (trolley) crossing collision, Detroit, MI\* --10-14
5. 1919 -- Nov 01, train tits "Auto Truck" at grade crossing, Clarksboro, NJ\* --14-16
6. 1927 -- Jan 22, Baylor Univ. Basketball team bus tit by train, Round Rock, TX\* -- 10
7. 1929 -- Jan 22, train hits Greyhound bus in snowstorm, near Bellevue, OH<sup>2234</sup> -- 20
  
8. 1930 -- Jan 22, train hits school bus, Berea, OH\* -- 10
9. 1930 -- Apr 11, train hits Pickwick-Greyhound bus, near Isleta, NM\* -- 22
10. 1933 -- Dec 14, school bus hit by Atlantic Coast Line train, near Crescent City, FL\* -- 11
11. 1935 -- Apr 12, school bus and train collision, Rockville, MD\* -- 14
12. 1936 -- Jan 24, train hits car at crossing, all 11 members of family killed, Grabill, IN\* -- 11
13. 1936 -- Mar 28, grade crossing collision, bus and Central of Georgia train, Bryon, GA\*-- 11
14. 1936 -- July 18, train hits car/9 occupants, crossing near Dundee, near Ann Arbor, MI-- 9
15. 1937 -- Oct 22, school bus hit by Rock Island Line train *Rocket*, Mason City, IA\* -- 10
16. 1938 -- Dec 01, grade crossing collision, school bus and train, Midvale ~Salt Lake City\*-- 24
  
17. 1942 -- Aug 05, bus hit by passenger train at railroad crossing, Crystal Springs, MS -- 15
18. 1942 -- Oct 28, train hits bus, Detroit, MI\* -- 16
19. 1947 -- Feb 17, train crew bus and train collide, Michigan City, IN\* -- 13
20. 1949 -- Apr 24, train hits family truck at railroad crossing, 8M south of Carthage, TN -- 10
  
21. 1955 -- Aug 22, school bus hit by train at grade crossing, Spring City, TN\* -- 11
- 1955 -- Nov 18, truck drives into path of train at crossing near Newport, MI -- 9
22. 1956 -- Dec 16, car, inebriated driver, hits train at crossing, SW Phoenix, AZ -- 12
23. 1959 -- Mar 18, station-wagon (Beavercreek Girl Scouts) hit by train, ~Xenia, OH --all 10
- 1959 -- Dec 18, car tries to beat train across road at crossing, Fowlerville, MI -- 8
  
24. 1960 -- Mar 01, train and oil tank truck collision and fire, Bakersfield, CA<sup>2235</sup> -- 14
25. 1961 -- Dec 14, train and school bus collision, Auburn, CO\* -- 20
26. 1962 -- Jan 31, train hits farm worker bus at crossing in dense fog, Mendota, CA -- 11
27. 1963 -- Sep 17, train hits migrant worker truck-bus, grade-crossing, Chualar, CA<sup>2236</sup> -- 32
28. 1964 -- May 11, train hits station wagon with 8 children at crossing, near Mesa, AZ\* -- 10
29. 1966 -- Feb 01, farm labor bus hit by train engine pulling caboose, south of Miami, FL-- 18
30. 1966 -- Dec 28, train hits stalled oil tanker truck at RR crossing, Fire, Everett, MA\* -- 13
  
- 1972 -- Mar 24, high school bus fails to stop at crossing, hit by train, Congers, NY -- 5

<sup>2233</sup> If followed by an asterisk the event is cross-listed in Rail.

<sup>2234</sup> Cross-listed in Rail and winter Storms.

<sup>2235</sup> Cross-listed in Hazardous Materials and in Rail.

<sup>2236</sup> Cross-listed in Rail. This was a flatbed truck which had been converted into a bus-like vehicle.

- 31. 1977 -- Oct 02, Amtrak train hits pickup truck at crossing, Plant City, FL\* -- 10
- 1995 -- Oct 25, school bus stopped at RR crossing hit by train, Fox River Grove, IL\* -- 7
- 32. 1999 -- Mar 15, Amtrak train & truck collision at grade crossing, Bourbonnais, IL\* -- 11
- 33. 2005 -- Jan 26, train-crossing collision/derailment/auto collision, Glendale, CA\* -- 11

**ROAD/HWY Events Subset -- TRUCK/Tractor Trailer/Tanker-- By Mortality**

1. 1950 -- May 25, Green Hornet trolley & gasoline tank truck collide, Chicago, IL<sup>2237</sup> -- 34
2. 1963 -- May 18, farm worker bus sideswiped by truck, goes into canal, ~Belle Glade, FL<sup>2238</sup>--27
3. 1957 -- June 06, tractor-trailer and laborer truck collide, burn, near Fayetteville, NC -- 21
4. 1989 -- Sep 21, truck and Mission School bus collide, drownings, Alton, TX -- 21
5. 1943 -- June 05, Army truck crashes through bridge over railroad near Nashville, TN -- 19
6. 1947 -- Aug 05, worker and gasoline trucks collide and burn, near Waxahachie, TX -- 19
7. 1972 -- Dec 26, semi-trailer hits church bus, US 60-84 bridge ~Fort Sumner, NM -- 19
8. 1959 -- June 08, farm labor truck and bus collide, fuel explosion/fire, near Phoenix, AZ-- 17
9. 1975 -- Apr 29, Surtigas, S.A. LPG tank truck crash/explosion/fire, near Eagle Pass, TX-- 16
10. 1951 -- Aug 18, beer truck & car collide, truck/Greyhound bus collide ~Alpena, MI<sup>2239</sup>-11-14
11. 1957 -- June 13, Army truck skids into Piney Ford Creek, Ft. Campbell, KY -- 14
12. 1958 -- June 16, migrant farm worker truck fire (spilled gasoline) Soledad, CA -- 14
13. 1972 -- May 13, Greyhound Bus/freight truck collision, Bean Station, TN -- 14
14. 1994 -- July 03, tractor trailer rear-ends family van, Interstate 20, Weatherford, TX -- 14
  
15. 1963 -- June 10, brakes fail, truck with Boy Scouts goes off hill ~Hole-in-the-Rock, UT-- 13
16. 1966 -- Dec 28, train hits stalled oil tanker truck at RR crossing, Fire, Everett, MA<sup>2240</sup> -- 13
17. 1942 -- Oct 03, gasoline tanker, hay wagon & bus collision, explosion ~Lumberton, NC-- 12
18. 1959 -- Oct 09, semi-trailer tanker rear-ends Trenton St. Col. bus, New Brunswick, NJ<sup>2241</sup>-12
19. 1943 -- Dec 14, war workers bus and tractor trailer collide, bus burns, ~Campbell, NY-- 11
20. 1959 -- June 2, tractor trailer hits stopped propane gas truck, fire, explos. ~Deer Lake, PA--11
21. 1965 -- Aug 28, Greyhound bus and timber truck collide, Vinton, LA -- 11
22. 1994 -- July 03, tractor trailer broadsides pickup truck near Snyder, west TX -- 11
23. 1997 -- July 29, dump truck hits pickup truck, Albion, Concord Township, MI -- 11
24. 1997 -- Nov 16, van and semi tractor-trailer collide in fog, Mendota, CA<sup>2242</sup> -- 11
25. 1999 -- Mar 15, Amtrak train & truck collision at grade crossing, Bourbonnais, IL<sup>2243</sup> -- 11
26. 2010 -- Mar 26, tractor-trailer hits van, near Munfordville, KY -- 11
27. 1944 -- Nov 21, car and truck collide, butane gas tank truck explosion, Denison, TX<sup>2244</sup>-- 10
28. 1949 -- Nov 10, cotton pickers truck & semi collide, U.S. Hwy. 80 near Gila Bend, AZ-- 10
29. 1953 -- Mar 20, family of 10 killed in truck and car collision, near Washington, NJ -- 10
30. 1982 -- Oct 08, tractor semitrailer collides head-on with church van near Lemoore, CA<sup>2245</sup>-10
31. 1983 -- Dec 23, activity bus and semi tractor-trailer collide, near Devers, TX -- 10
32. 2000 -- Jan 23, multi-vehicle collision on icy road, fire, I-29 near Platte City, MO -- 10
33. 2004 -- Sep 20, tractor-trailer crosses median, hits pickup and SUV, ~Sherman, TX -- 10
34. 2009 -- June 26, tractor-trailer hits multiple cars, Will Rogers Turnpike ~Miami, OK -- 10
35. 2014 -- Apr 11, FedEx truck hits high school charter bus, I-5 near Orland, CA -- 10

---

<sup>2237</sup> Cross-listed in Rail.

<sup>2238</sup> Cross-listed in Truck subset because a passing, sideswiping, pickup truck caused the bus to go into the canal.

<sup>2239</sup> Cross-listed in auto and in bus subsets.

<sup>2240</sup> Cross-listed in Rail.

<sup>2241</sup> Cross-listed in Schoolbus subsection – bus of Trenton St. Col. students at a red-light was rear-ended by truck.

<sup>2242</sup> Cross-listed in Fog as a Contributing Factor.

<sup>2243</sup> Cross-listed in Rail

<sup>2244</sup> Cross-listed in Explosions and in Hazardous Materials.

<sup>2245</sup> Cross-listed in Van subset in that all ten fatalities were in the van struck by the truck.

**ROAD/HWY Events Subset -- TRUCK/Tractor Trailer/Tanker-- By Mortality**

**Small sampling of fewer than ten deaths:**

1940 -- Nov 07, automobile and gravel truck collide, all killed, Pipestone, MN	--	9
1988 -- Dec 23, propane tanker hits wall explodes; parts hit house, cars, Memphis TN <sup>2246</sup>	--	9
2018 -- Aug 30, semitrailer hits Greyhound bus after blowout, I-40, near Thoreau, NM	--	9
1981 -- Nov 14, hazardous material tanker sideswipes truck, explodes ~Canon City, CO <sup>2247</sup>	--	8
1977 -- Sep 24, gasoline tanker truck hits buildings/fire, KY Route 11, Beattyville, KY	--	7
1982 -- Apr 07, HazMat gasoline truck collision, Caldecott Tunnel, Oakland CA <sup>2248</sup>	--	7
1983 -- Jan 19, driver dozes, semi hits cars/fire, toll booth, CT Turnpike, Stratford, CT	--	7
2019 -- Jan 03, multi-vehicle collision (4); diesel fuel fire, I-75 near Gainesville, FL <sup>2249</sup>	--	7
1961 -- Sep 24, one-ton stake-body truck (carrying 17) overturns/burns, Jacksonville, FL	--	6
1965 -- Feb 23, truck/1 and car/5 collide, burn, US 31 five miles so. of Decatur, AL	--	all 6
1969 -- Nov 29, multiple vehicles collide in fog, fires, NJ Turnpike no. of Swedesboro, NJ	--	6
1976 -- May 11, HAZMAT (ammonia) truck hits I-610 ramp, falls onto Freeway, Houston, TX	--	6
2023 -- Nov 14, five-vehicle chain-reaction-crash when semi hits SUV, I-70, Etna Twp, OH	--	6

---

<sup>2246</sup> Cross-listed in Explosions and in Hazardous Materials Events.

<sup>2247</sup> Cross-listed in HazMat. Gasoline tanker ruptured/exploded burning to death 6 passengers in nearby car.

<sup>2248</sup> Cross-listed in Hazardous Materials.

<sup>2249</sup> Though a family of five were killed in their vehicle, we list here because a tractor-trailer caused the collision.



## Highway Accidents/Incidents Subset -- Truck/Tractor-Trailer/Tanker-- Chronological

- 1940 -- Nov 07, automobile and gravel truck collide, all killed, Pipestone, MN -- 9
1. 1942 -- Oct 03, gasoline tanker, hay wagon & bus collision, explosion ~Lumberton, NC-- 12
  2. 1943 -- June 05, Army truck crashes through bridge over railroad near Nashville, TN -- 19
  3. 1944 -- Nov 21, vapor explosion after butane gas truck and car collide, Denison TX<sup>2250</sup>-- 10
  4. 1947 -- Aug 05, truck/vehicle collision/fire, Transport Co. of TX, Waxahachie, TX -- 19
  5. 1949 -- Nov 10, cotton pickers truck and semi collide, U.S. Hwy. 80 near Gila Bend, AZ-- 10
- 
6. 1950 -- May 25, Green Hornet trolley & gasoline tank truck collide, Chicago, IL<sup>2251</sup> -- 34
  7. 1951 -- Aug 18, beer truck/car collide, truck/Greyhound bus collide ~Alpena, MI<sup>2252</sup> --11-14
  8. 1953 -- Mar 20, family of 10 killed in truck and car collision, near Washington, NJ -- 10
  9. 1957 -- June 06, tractor-trailer and laborer truck collide, burn, near Fayetteville, NC -- 21
  10. 1957 -- June 13, Army truck skids into Piney Ford Creek, Ft. Campbell, KY -- 14
  11. 1958 -- June 16, migrant farm worker truck fire (spilled gasoline) Soledad, CA -- 14
  12. 1959 -- June 2, tractor trailer hits stopped propane gas truck, fire, explos. ~Deer Lake, PA--11
  13. 1959 -- June 08, farm labor truck and bus collide, fuel explos./fire, near Phoenix, AZ -- 17
  14. 1959 -- Oct 09, semi-trailer tanker rear-ends Trenton St. Col. bus, New Brunswick, NJ<sup>2253</sup>--12
- 
15. 1963 -- May 18, farm worker bus sideswiped by truck, goes into canal, ~Belle Glade, FL<sup>2254</sup>--27
  16. 1963 -- June 10, brakes fail, truck with Boy Scouts goes off hill ~Hole-in-the-Rock, UT-- 13  
1965 -- Feb 23, truck/1 and car/5 collide, burn, US 31 five miles so. of Decatur, AL -- all 6
  17. 1965 -- Aug 28, Greyhound bus & timber truck collide, Vinton, LA -- 11
  18. 1966 -- Dec 28, train hits stalled oil tanker truck at RR crossing, Fire, Everett, MA<sup>2255</sup>-- 13  
1969 -- Nov 29, multiple vehicles collide in fog, fires, NJ Turnpike no. of Swedesboro, NJ--6
- 
19. 1972 -- May 13, Greyhound bus/freight truck collision, Bean Station, TN -- 14
  20. 1972 -- Dec 26, semi-trailer hits church bus, US 60-84 bridge near Fort Sumner, NM -- 19
  21. 1975 -- Apr 29, Surtigas, S.A. LPG tank truck crash/explosion/fire, near Eagle Pass, TX-- 16  
1977 -- Sep 24, gasoline tanker truck hits buildings/fire, KY Route 11, Beattyville, KY-- 7
- 
- 1981 -- Nov 14, hazardous material tanker sideswipes truck, explodes ~Canon City, CO<sup>2256</sup>-8
  - 1982 -- Apr 07, HazMat gasoline truck collision, Caldecott Tunnel, Oakland, CA<sup>2257</sup> -- 7
  22. 1982 -- Oct 08, tractor semitrailer collides head-on with church van near Lemoore, CA<sup>2258</sup>-10  
1983 -- Jan 19, driver dozes, semi hits cars/fire, toll booth, CT Turnpike, Stratford, CT-- 7
  23. 1983 -- Dec 23, activity bus and semitrailer collide, near Devers, TX -- 10  
1988 -- Dec 23, propane tanker hits wall explodes; parts hit house, cars, Memphis TN<sup>2259</sup>-- 9

<sup>2250</sup> Cross-listed in Explosions and in Hazardous Materials.

<sup>2251</sup> Cross-listed in Rail.

<sup>2252</sup> Cross-listed in auto and in bus subsets.

<sup>2253</sup> Cross-listed in Schoolbus subsection – bus of Trenton St. Col. students at a red-light was rear-ended by truck.

<sup>2254</sup> Cross-listed in Truck subset because a passing, sideswiping, pickup truck caused the bus to go into the canal.

<sup>2255</sup> Cross-listed in Rail.

<sup>2256</sup> Cross-listed in HazMat. Gasoline tanker ruptured/exploded burning to death 6 passengers in nearby car.

<sup>2257</sup> Cross-listed in Hazardous Materials.

<sup>2258</sup> Cross-listed in Van subset in that all ten fatalities were in the van struck by the truck.

<sup>2259</sup> Cross-listed in Explosions and in Hazardous Materials Events.

24. 1989 -- Sep 21, truck and Mission School bus collision and drownings, Alton, TX -- 21

**Highway Accidents/Incidents Subset -- Truck/Tractor-Trailer/Tanker-- Chronological**

25. 1997 -- July 29, dump truck hits pickup truck, Albion, Concord Township, MI -- 11

26. 1997 -- Nov 16, highway collision in fog, van and semi, Mendota, CA<sup>2260</sup> -- 11

27. 1999 -- Mar 15, Amtrak train & truck collision at grade crossing, Bourbonnais, IL<sup>2261</sup> -- 11

28. 2010 -- Mar 26, highway crash, tractor-trailer hits van, near Munfordville, KY -- 11

29. 2014 -- Apr 11, FedEx truck hits high school charter bus, I-5 near Orland, CA -- 10

2018 -- Aug 30, semitrailer hits Greyhound bus after blowout, I-40, near Thoreau, NM-- 9

2019 -- Jan 03, multi-vehicle collision (4); diesel fuel fire, I-75 near Gainesville, FL<sup>2262</sup>-- 7

2023 -- Nov 14, five-vehicle chain-reaction-crash when semi hits SUV, I-70, Etna Twp, OH--6

---

<sup>2260</sup> Cross-listed in Fog as a Contributing Factor.

<sup>2261</sup> Cross-listed in Rail

<sup>2262</sup> Though a family of five were killed in their vehicle, we list here because a tractor-trailer caused the collision.

**SCURVY** (severe vitamin C {ascorbic acid} deficiency) -- By **Mortality**

1.	1849-50 -- scurvy, California Gold Rush immigrants	~10,000
2.	1864 -- Feb-April 1865, scurvy, Union POW's, Camp Sumter, Andersonville, GA	--3,614
3.	1861 -- May 1-June 30, 1865, scurvy, white Union troops (non-POWs)	-- 383
4.	1820 -- Jan-March (mostly), scurvy, Cantonment Missouri (Army), Council Bluff, NE	-- 190
5.	1863 -- Sep-June 1865 (20 months), scurvy, Confederate POWs, Point Lookout, MD	-- 167
6.	1863 -- Aug-June 1865 (23 months), scurvy, Confederate POWs, Fort Delaware, DE	-- 94
7.	1925 -- scurvy, 24 States, especially PA/7, NY/6, VA/6, MI/5, AL/4 and MD/4	-- 58
8.	1850 -- scurvy, especially MO/18, NM Territory/5, OH/5, LA/NY/VA/4 each, IA/3	-- 54
9.	1862 -- Feb-June 1865 (41 months), scurvy, Confederate POWs, Camp Douglas, IL	-- 39
10.	1936 -- scurvy (vitamin C deficiency), international list #60, <i>Mortality Statistics 1936</i>	-- 33
11.	1942 -- scurvy	-- 31
12.	1937 -- scurvy (vitamin C deficiency), international list #60, <i>Vital Statistics 1937-38</i>	-- 30
13.	1938 -- scurvy (ascorbic acid deficiency), international lists #60, Census Bureau	-- 30
14.	1939 -- scurvy (ascorbic acid deficiency), International Lists code 67	-- 29
15.	1944 -- scurvy (ascorbic acid deficiency), International Lists code 67	-- 27
16.	1950 -- scurvy/ascorbic acid deficiency code 282, International Lists 6th Rev., 1948	-- 27
17.	1940 -- scurvy	-- 26
18.	1947 -- scurvy (ascorbic acid deficiency), International Lists code 67	-- 22
19.	1946 -- scurvy (ascorbic acid deficiency), International Lists code 67	-- 21
20.	1917 -- scurvy, New York City (15) and elsewhere state of NY (4)	-- 19
21.	1952 -- scurvy/ascorbic acid deficiency, International Lists 6th Rev., 1948, code 282	-- 18
22.	1954 -- scurvy, code 282, International Lists Sixth Revision, 1948	-- 14
23.	1948 -- scurvy, 1948 ICD code 67	-- 12
	1978 -- scurvy/ascorbic acid deficiency, AL, GA, IN, MD, WV, 1 each; KY, VA, 2 each--	9
	1982 -- scurvy/ascorbic acid deficiency, IN, KY, MD, MA, OH, TX (1 death each)	-- 6
	1976 -- scurvy/ascorbic acid deficiency, DC (1), GA (1) MO (1), WV (2)	-- 5
	1970 -- scurvy/ascorbic acid deficiency, FL (1), KS (1), MI (1)	-- 3
	1977 -- scurvy/ascorbic acid deficiency, MD, NY, PA, 1 each	-- 3
	1972 -- scurvy/ascorbic acid deficiency, CO (2)	-- 2
	1975 -- scurvy/ascorbic acid deficiency, GA (2)	-- 2
	1971 -- scurvy/ascorbic acid deficiency	-- 0
	1973 -- scurvy/ascorbic acid deficiency	-- 0
	1974 -- scurvy/ascorbic acid deficiency	-- 0

**SCURVY (severe vitamin C {ascorbic acid} deficiency) -- Chronological**

1. 1820 -- Jan-March (mostly), scurvy, Cantonment Missouri (Army), Council Bluff, NE -- 190
2. 1849-50 -- scurvy, California Gold Rush Immigrants ~10,000
3. 1850 -- scurvy, especially MO/18, NM Territory/5, OH/5, LA/NY/VA/4 each, IA/3 -- 54
4. 1861 -- May 1-June 30, 1865, scurvy, white Union troops (non-POWs) -- 383
5. 1862 -- Feb-June 1865 (41 months), scurvy, Confederate POWs, Camp Douglas, IL -- 39
6. 1863 -- Aug-June 1865 (23 months), scurvy, Confederate POWs, Fort Delaware, DE -- 94
7. 1863 -- Sep-June 1865 (20 months), scurvy, Confederate POWs, Point Lookout, MD -- 167
8. 1864 -- Feb-April 1865, scurvy, Union POW's, Camp Sumter, Andersonville, GA --3,614
9. 1917 -- scurvy, New York City (15) and elsewhere state of NY (4) -- 19
10. 1925 -- scurvy, 24 States, especially PA/7, NY/6, VA/6, MI/5, AL/4 and MD/4 -- 58
11. 1936 -- scurvy (vitamin C deficiency), international list #60, *Mortality Statistics 1936* -- 33
12. 1937 -- scurvy (vitamin C deficiency), international list #60, *Vital Statistics 1937-38* -- 30
13. 1938 -- scurvy (ascorbic acid deficiency), international lists #60, Census Bureau -- 30
14. 1939 -- scurvy (ascorbic acid deficiency), International Lists code 67 -- 29
15. 1940 -- scurvy -- 26
16. 1942 -- scurvy -- 31
17. 1944 -- scurvy (ascorbic acid deficiency), International Lists code 67 -- 27
18. 1946 -- scurvy (ascorbic acid deficiency), International Lists code 67 -- 21
19. 1947 -- scurvy (ascorbic acid deficiency), International Lists code 67 -- 22
20. 1948 -- scurvy, 1948 ICD code 67 -- 12
21. 1950 -- scurvy/ascorbic acid deficiency code 282, International Lists 6th Rev., 1948 -- 27
22. 1952 -- scurvy/ascorbic acid deficiency, International Lists 6th revision, 1948, code 282-- 18
23. 1954 -- scurvy/ascorbic acid deficiency, code 282, International Lists 6<sup>th</sup> Rev., 1948 -- 14
- 1970 -- scurvy/ascorbic acid deficiency, FL (1), KS (1), MI (1) -- 3
- 1971 -- scurvy/ascorbic acid deficiency -- 0
- 1972 -- scurvy/ascorbic acid deficiency, CO (2) -- 2
- 1973 -- scurvy/ascorbic acid deficiency -- 0
- 1974 -- scurvy/ascorbic acid deficiency -- 0
- 1975 -- scurvy/ascorbic acid deficiency, GA (2) -- 2
- 1976 -- scurvy/ascorbic acid deficiency, DC (1), GA (1) MO (1), WV (2) -- 5
- 1977 -- scurvy/ascorbic acid deficiency, MD, NY, PA, 1 each -- 3
- 1978 -- scurvy/ascorbic acid deficiency, AL, GA, IN, MD, WV, 1 each; KY, VA, 2 each-- 9
- 1982 -- scurvy/ascorbic acid deficiency, IN, KY, MD, MA, OH, TX (1 death each) -- 6

## **SOUTHEASTER NORTHERN PACIFIC (ALASKA) STORM**

1. 1900 -- Sep 12-13, Southeaster gale, off-shore Natives in boats, inshore, Nome, AK<sup>2263</sup> >100

---

<sup>2263</sup> This was a hurricane-like southeaster gale which produced a storm surge into Nome, Alaska and high waves that destroyed buildings along the waterfront. While we have seen reference to 18-19 specific deaths at Nome, mostly drowning, we are cross-listing in Maritime in that over 100 Natives were reported to have drowned trying to cross from Kings Island to the mainland in umiaks.

**STRUCTURAL FAILURE -- Master List -- By MORTALITY**

1. 1889 -- May 31, South Fork **dam failure**/flood, Johnstown, PA (in Flooding) --2,209-3,188
2. 2005 -- Aug 29, **levee failure** due to Hurricane Katrina, New Orleans, LA --1,253
3. 1927 -- Late March-July, flooding, **levee breaks** upper and esp. lower MS River<sup>2264</sup>-246-500
4. 1928 -- Mar 12-13, **St. Francis Dam Failure**/flood, Santa Clara Riv. valley, CA<sup>2265</sup>-370-431
5. 1892 -- June 05, **dam failure**, oil fire, Titusville, Oil City, PA (in Fire and Flooding) -- 350
6. 1972 -- Jun 09, **Pactola Dam Failure**, Black Hills flash flood, Rapid City, SD<sup>2266</sup> --236-238
7. 1860 -- Jan 10, building collapse, fire, Pemberton Cotton Mills, Lawrence, MA<sup>2267</sup> --90-145
8. 1874 -- May 16, **Mill River Reservoir Dam fails**, 4 villages, esp. Williamsburg MA-- 138-139
9. 1912 -- late Mar-May, flooding/**levee failures**/boats capsized, esp. MS River, esp. LA, MS-- ~200
10. 1927 -- Nov 2-4, New England flooding, **Sharon Dam fails**, Winooski River, VT<sup>2268</sup> -- 200
  
11. 1913 -- Dec 2-10, Flooding/**Levee Failures**, Brazos, Other Valleys, Cent., East, Coast TX<sup>2269</sup>--177-190
12. 1862 -- June 4/5, Great Flood of '62, Flooding & **Dam Failures**, Lehigh River, PA<sup>2270</sup>--~150
13. 1911 -- Sep 30, **Bayliss Dam Failure**, Freeman Run Valley, Austin, PA (in Flooding)--78-149
14. 1972 -- Feb 26, Impoundment **Dam Failure**, Buffalo Creek, WV (also in Flooding) -- 125
15. 1850 -- Sep 2, Rain/Flooding, esp. east central PA, esp. Tamaqua, Nescopeck Forge<sup>2271</sup>100-120
16. 1921 -- Jun 02, Arkansas River **Levee failures**, Pueblo County, CO (also in Flooding)-- 120
17. 1904 -- Aug 07, bridge/trestle fails under train, Near Pueblo, CO (also in Rail) -- 116
18. 1981 -- July 17, Hyatt Regency **Walkway Collapse**, Kansas City, MO -- 114
19. 1876 -- Dec 29, **Bridge Collapse under train**, fire, Ashtabula, OH (also in Rail) --92-100
20. 1890 -- Feb 22, **Dam Failure**, Walnut Grove, AZ (cross-listed in Flooding) -- 100
21. 1922 -- Jan 28, Roof Collapse, snow weight, Knickerbocker Theater, Wash. DC<sup>2272</sup> -- 98
22. 2021 -- June 24, Champlain Towers South condo structural failure/collapse, Surfside, FL--97
23. 1887 -- Aug 10, Fire, Trestle Failure, Train Wreck, near Chatsworth, IL (also in Rail) --79-85
24. 1977 -- July 20, **Dam Failures**, Flash Floods, Johnstown & Tanneryville, PA<sup>2273</sup> -- ~85
25. 1955 -- Dec, Flooding, Feather River Levee Failure, Northern two-thirds of CA<sup>2274</sup> -- 76
26. 1883 -- July 23, Pier Fails, North Point, Tivoli Park, Baltimore, MD --63-70
27. 1891 -- Aug 22, Building Collapse/Fire, Taylor Bldg., Park Place, New York, NY --60-61
28. 1870 -- Apr 29, Court House Gallery Collapse, Richmond, VA -- ~60
29. 1916 -- Jan 14-30, Heavy Rain, So. CA Flooding, Lower Otay Dam Failure, CA<sup>2275</sup> --22-60
30. 1873 -- May 04, Truesdell Bridge collapse, pedestrians fall, Rock River, Dixon, IL -- 56
31. 1978 -- Apr 27, Scaffold Collapses, Monongahela Power Co., Willow Island, WV -- 51

---

<sup>2264</sup> Cross-listed in Flooding.

<sup>2265</sup> Cross-listed in Flooding.

<sup>2266</sup> Cross-listed in Flooding.

<sup>2267</sup> Cross-listed in Fire – while the vast majority died in the collapse, at least 14 trapped died when the fire started.

<sup>2268</sup> Cross-listed in Flooding; some of the flooding fatalities were attributable to the Sharon Dam failure.

<sup>2269</sup> Cross-listed in Flooding.

<sup>2270</sup> Cross-listed in Flooding.

<sup>2271</sup> Cross-listed in Flooding. Noted here in that most of the fatalities were of people in structures which failed.

<sup>2272</sup> Cross-listed in winter Storms.

<sup>2273</sup> Cross-listed in Flooding.

<sup>2274</sup> Cross-listed in Flooding.

<sup>2275</sup> Cross-listed in Flooding.

32. 1965 -- Sep 9-10, Hurricane Betsy, levee breaks, New Orleans and South LA<sup>2276</sup> -- ~50

**STRUCTURAL FAILURE -- Master List -- By MORTALITY -- (continued)**

33. 1913 -- May 24, auditorium floor collapse, Pine Ave. Municipal Pier, Long Beach, CA --40-47  
34. 1938 -- June 19, flash flood, bridge fails, train crash, Miles City, MT (in Flooding) -- 47  
35. 1967 -- Dec 15, Silver Bridge collapse, OH River, Point Pleasant WV & Gallipolis, OH-- 46  
36. 1925 -- July 04, 2<sup>nd</sup> floor collapse into basement, Pickwick Dance Club, Boston, MA --44-45  
37. 1876 -- July 04, storm, flash flood, dam failure, Rockdale, IA (Flood cross-listed) --41-42  
38. 1859 -- June 28, Springbrook Bridge fails under train, Mishawaka, IN (also in Rail) -- 41  
39. 1912 -- June 23, pier/dock collapse, Eagle Park, Niagara River, near Buffalo, NY -- 39  
40. 1918 -- June 29, structural failure, Ruff Building, Sioux City, IA -- 39  
41. 1977 -- Nov 06, heavy rain, Kelly Barnes Dam failure, Toccoa falls Bible College, GA-- 39  
42. 1916 -- Aug 02-3, cloudburst, Mill Dam fails, flash flood, near New Tazewell, TN<sup>2277</sup> --27-38  
43. 1900 -- June 23, cloudburst, trestle washout/train wreck and fire, ~McDonough GA<sup>2278</sup> --23-37  
44. 1946 -- Dec 12, fire, vacant Knickerbocker Ice Plant, wall falls onto Tenement, NYC<sup>2279</sup>-- 37  
45. 1980 -- May 9, *Summit Venture* hits Sunshine Skyway Bridge, collapse, Tampa FL<sup>2280</sup>-- 35  
46. 1898 -- Apr 03, levee fails, flash flood, Shawneetown, IL (Flooding cross-listed) --25-33  
47. 1855 -- Nov 01, bridge failure under excursion train, Gasconade, MO (also in Rail) --20-31  
48. 1892 -- June 15, bridge under construction over Licking Riv. collapses, Covington KY--27-31  
49. 1923 -- Sep 27, bridge washout and train derailment, near Lockett, WY -- 31  
50. 1987 -- Apr 23, L' Ambiance Plaza Apartments construction collapse, Bridgeport, CT -- 28  
51. 1888 -- Mar 17, trestle collapse, West India Mail Train wrecks, Blackshear, GA<sup>2281</sup> --25-27  
52. 1887 -- Mar 14, Bussey bridge collapses under train, Roslindale, near Boston, MA --23-25  
53. 1900 -- Apr 07, heavy rain, Austin (McDonald) Dam failure & flooding, Austin, TX<sup>2282</sup>-- ≥24  
54. 1921 -- Sep 10, Third Street foot-bridge collapses, Chester River, Chester, PA -- 24  
55. 1903 -- July 05, cloudburst, dam failure, flood, Oakford Park (near Pittsburgh), PA --20-23  
56. 1893 -- June 09, building collapse, Ford's Theater, Washington, DC -- 22  
57. 1840 -- Aug 22, State Street Canal Basin Drawbridge fails, Albany, NY -- 21  
58. 1880 -- July 21, tunnel failure (blowout), Hudson & Manhattan (Hudson River), NY -- 21  
59. 1893 -- Dec 15, crane/span fall, bridge construction, Louisville, KY/Jeffersonville, IN-- 21  
60. 1919 -- Jan 15, molasses tank collapse, US Industrial Alcohol Co., Boston, MA -- 21  
61. 1855 -- Nov 01, bridge failure under excursion train from St. Louis, MO (also in Rail)-- 20  
62. 1856 -- July 01, wharf fails, Reed Street, Delaware River, Philadelphia, PA --10-20  
63. 1899 -- Aug 06, gangplank fails, drowning, Mount Desert Ferry near Bar Harbor, ME -- 20  
64. 1900 -- Nov 29, roof collapse, San Francisco Pacific Glass Works, San Francisco, CA-- 20  
65. 1908 -- Aug 25, bridge fails with pedestrians watching flood water, Camden, SC<sup>2283</sup> -- 19

<sup>2276</sup> Guestimate on our part. There were 81-87 fatalities in LA; on the order of 50, if not more, in New Orleans from drowning. Most of the drownings took place due to the very rapid rise of water when nearby levees breached.

<sup>2277</sup> Cross-listed in Flooding.

<sup>2278</sup> Cross-listed in Rail and Flooding.

<sup>2279</sup> Cross-listed in Fire, Structural. Fire was in the next-door ice plant. Roof of the ice plant collapsed due to the stress of fire-fighting operations, and caused a two-foot thick brick wall to fall onto and crush the tenement.

<sup>2280</sup> Cross-listed in Maritime and in Road/Highway.

<sup>2281</sup> Cross listed in Rail.

<sup>2282</sup> Cross-listed in Flooding.

<sup>2283</sup> Cross-listed in Flooding. This event is a subset of larger fatalities in SC & GA flooding.

66. 1924 -- Dec 24, Mathieson Alkali Works “muck” dam fails, Palmertown/Saltville, VA-- 19  
 67. 1937 -- Aug 11, heavy rain, 3 tenement bldgs.. collapse, New Brighton, Staten Isl., NY-- 19

**STRUCTURAL FAILURE – Master List – By MORTALITY -- (continued)**

68. 1840 -- Apr 13, downpour, flooding, dams fail, esp. Pocasset Riv. Simmonsville, RI<sup>2284</sup>-- 18  
 69. 1864 -- July 20, structural collapse, Blockley Almshouse and Insane Asylum, Philly --16-18  
 70. 1906 -- Dec 04, heavy rain, Detroit Dam fails, flooding, Clifton, AZ (also Flooding) --13-18  
 71. 1922 -- Sep 11, truck falls through wood bridge, Satilla Riv., 20 mi. ~Homerville, GA<sup>2285</sup>--18  
 72. 1895 -- Aug 13, Ireland Building collapse (under construction), New York, NY -- 17  
 73. 1883 -- Feb 20, school fire evacuation, railing breaks, falls & suffocations, NYC --15-16  
 74. 1901 -- June 26, trestle fails under train, weakened by recent rain, near Peru, IN<sup>2286</sup> -- 16  
 75. 1941 -- Dec 04, Charter Oak Bridge collapse (under construction), Hartford, CT -- 16  
 76. 1948 -- May 22-June 11, flooding/dike failures, Pacific NW, esp. Vanport, OR -- ≥15
77. 1871 -- July 03, bridge fails under train, Harpeth River, near Nashville, TN<sup>2287</sup> -- 15  
 78. 1872 -- Dec 25, Memorial Bap. Church XMAS Svc. floor collapse, Newberry, PA --13-15  
 79. 1876 -- Mar 06, bridge fails under train, Valley Div., B&O, Shenandoah Co., VA<sup>2288</sup> -- 15  
 80. 1883 -- Apr 07, Ende Hotel structural failure and fire, Greenville, TX (also in Fire) --13-15  
 81. 1885 -- May 05, factory building collapse, State and Hicks Streets, Brooklyn, NY -- 15  
 82. 1889 -- July 09, storm, flooding, stone bridge failure, Johnstown, NY (also Flooding) -- 6-15  
 83. 1898 -- Nov 05, building collapse, Wonderland Theater, Detroit, MI -- 15  
 84. 1994 -- July 4-10, Tropical Storm Alberto flooding, dam failures, Americus, GA<sup>2289</sup> -- ≥15
85. 1874 -- June 23, floor failure during festival, Central Baptist Church, Syracuse, NY -- 14  
 86. 1890 -- Jan 9, Bridge Caisson No. 1, floods, Ohio River, near Jeffersonville, IN -- 14  
 87. 1973 -- Mar 02, Skyline Plaza Apt. bldg. construction failure, Baileys Crossroads, VA-- 14  
 88. 1986 -- Feb 11-24, heavy rain, flooding, levee failures, Northern CA, NV<sup>2290</sup> -- 14  
 89. 1988 -- July 7, La Tienda Amigo Dept. Store collapse, heavy rain, Brownsville, TX -- 14  
 90. 2002 -- May 26, barge hits bridge, span collapse, Webbers falls, OK<sup>2291</sup> -- 14
91. 1860 -- Mar 01, building wall failure, St. Francis Xavier Church, Cincinnati, OH -- 13  
 92. 1866 -- Sep 14, rail bridge collapse, pedestrians fall, Johnstown, PA -- 13  
 93. 1869 -- Jan 31, dam failures and flood, Upper/Lower Kohanza/Flint, Danbury, CT<sup>2292</sup> --11-13  
 94. 1878 -- Jan 15, Conn. Western train falls into river when bridge fails, Tariffville, CT -- 13  
 95. 1893 -- Aug 31, bridge fails, train wreck, near Chester, MA (cross-listed in Rail) -- 13

<sup>2284</sup> Cross-listed in Flooding.

<sup>2285</sup> Cross-listed in Road and Highway.

<sup>2286</sup> Cross-listed in Rail

<sup>2287</sup> Cross-listed in Rail.

<sup>2288</sup> Cross-listed under Rail.

<sup>2289</sup> Cross-listed in Flooding and in Hurricanes/Tropical Storms. There were 34-37 total deaths. At least 15 of these were attributable to flash flooding in Americus, GA after the failure of a series of earthen dams in the area.

<sup>2290</sup> Cross-listed in Flooding.

<sup>2291</sup> Cross-listed in Maritime. More of a knock-down than a failure.

<sup>2292</sup> Cross-listed in Flooding.



**STRUCTURAL FAILURE – Master List -- By MORTALITY -- (continued):**

96. 1905 -- Aug 08, John G. Myers Dry Goods Store collapse, Pearl Street, Albany, NY -- 13  
97. 1911 -- Mar 15, structural collapse, J.H. Fall & Co. Bldg., 3<sup>rd</sup> Ave., Nashville, TN -- 13  
98. 1982 -- Apr 15, construction failure, Indiana Highway Ramp, East Chicago, IL -- 13  
99. 2003 -- June 29, apartment building balcony collapse, Lincoln Park, Chicago, IL -- 13  
100. 2007 -- Aug 01, Interstate 35W Bridge collapse, Minneapolis, MN -- 13
101. 1865 -- Feb 4-5, bridge fails, train falls into Lee's Creek, burns, ~Leesburg, OH<sup>2293</sup> --11-12  
102. 1874 -- Feb 13, 3<sup>rd</sup> Story Ice House Walls Fail, Brewery Collapse, Philadelphia, PA -- 8-12  
103. 1876 -- Feb 05, Gallery Fails, Robinson's Opera House, Cincinnati, OH -- 12  
104. 1903 -- Aug 08, Bleacher Collapses, National Baseball Park, Philadelphia, PA -- 12  
105. 1906 -- July 23, Collapse, Amsden Building, South Framingham, MA -- ~12  
106. 1976 -- June 5, Teton Dam failure/flood, Teton River, ~Newdale, Southeast Idaho<sup>2294</sup> 11-12  
107. 1999 -- Nov 17/18, Texas A&M Bonfire Stack collapse, College Station, TX -- 12  
108. 2000 -- Aug 19, El Paso Natural Gas Pipeline rupture and fire, Carlsbad, NM<sup>2295</sup> -- 12
109. 1868 -- July 4, drawbridge/plank to boat at wharf gives way, drownings, Oakland CA-->11  
110. 1873 -- Apr 19, Washed-out bridge, train derails, Richmond Switch, RI (also in Rail)-- 11  
111. 1896 -- Feb 6, Train Bridge Failure (repairmen die), Pequabuck Riv., East Bristol, CT<sup>2296</sup>-- 11  
112. 1901 -- July 11, Nickel Plate RR Bridge Collapse, Train Crash, Springfield, PA<sup>2297</sup> -- 11  
113. 1905 -- Feb 27, Floor Collapse/Fire Scare/Trampling, Church Service, Brooklyn, NY<sup>2298</sup>-11  
114. 1913 -- Late April, flooding from Ohio and Mississippi River flooding, levee break<sup>2299</sup>-- 11  
115. 1913 -- June 30, walkway/gangway failure, drownings, Merrimac River, Lawrence, MA-11  
116. 1915 -- Oct 16, Flash Flooding, Bridge Fails, Train Derails, Randolph, KS<sup>2300</sup> -- 11  
117. 1933 -- Aug 29, Storm, bridge weakened, train wreck, Tucumcari, NM (also in Rail)-- 11  
118. 1981 -- March 27, Construction Failure, Harbour Cay Condominium, Cocoa Beach, FL--11
119. 1832 -- May 4, Phelps & Peck building collapse, Cliff & Fulton Streets, NYC -- 10  
120. 1835 -- May 14, Collapse, Planters' Hotel, New Orleans, LA -- ≥10  
121. 1867 -- Sep 05, Branch River Bridge fails, Naugatuck train fall ~Thomaston CT<sup>2301</sup> -- 10  
122. 1877 -- May 11, Unfinished Court-House walls fail, killing workers, Rockford, IL -- 10  
123. 1888 -- July 12, Fat Nancy Trestle failure, train wreck ~Orange Court House VA<sup>2302</sup>-- 9-10  
124. 1890 -- Feb 2, Flooding, Trestle fails, Train cars fall, near Cascade Locks, OR<sup>2303</sup> -- 9-10  
125. 1903 -- Oct 19, ropes break, Wabash Railroad Bridge construction, Pittsburgh, PA -- 10

---

<sup>2293</sup> Cross-listed in Rail.

<sup>2294</sup> Cross-listed in Flooding.

<sup>2295</sup> Cross-listed in Explosions and in Fires-Structural.

<sup>2296</sup> Cross-listed in Rail.

<sup>2297</sup> Cross-listed in Rail

<sup>2298</sup> Cross-listed in Violence – Crushing, Trampling, Suffocation

<sup>2299</sup> There were many levee failures in this large-area rain storms event Mar 23-27, especially in Ohio River Valley.  
There were failures down the Ohio River and then down the Mississippi River. See 1913 March Flood file.

<sup>2300</sup> Cross-listed in Rail as well as Flash Flooding.

<sup>2301</sup> Cross-listed in Rail.

<sup>2302</sup> Cross-listed in Rail.

<sup>2303</sup> Cross-listed in Flooding and in Rail.

126. 1906 -- Mar 26, bridge fails under train, drownings, near Natrona, WY<sup>2304</sup> -- 10

**STRUCTURAL FAILURE -- Master List -- By MORTALITY -- (continued):**

127. 1906 -- Nov 9, Building Collapse, Bixby Hotel, Long Beach, CA -- 10  
128. 1911 -- June 30, Collapse of Pumping Station Roof, Buffalo, NY -- 9-10  
129. 1916 -- May 15, dynamite blast, adjacent site Crystal restrnt. collapses, Akron OH <sup>2305</sup>-9-10  
130. 1923 -- Mar 31, Water tank/tower on roof fails, Fuller Brush Co., Hartford, CT -- 10  
131. 1929 -- July 18, Flash Flood, Bridge Fails, Train Wreck, Stratton, CO<sup>2306</sup> -- 10  
132. 1937 -- Feb 17, Construction scaffolding collapse, Golden Gate Bridge, San Fran., CA-- 10  
133. 1956 -- Oct 03, Building collapse (under const.), Consumers Power Co., Jackson, MI-- 10  
134. 1972 -- Nov 07, Sidney Lanier Bridge Span Collapse, Freightier Hit, Brunswick GA -- 10  
135. 1987 -- Apr 05, bridge collapse, Schoharie Crk., NY State Thruway, Amsterdam NY<sup>2307</sup>--10

**Sampling of a few structural failures leading to fewer than ten fatalities:**

1891 -- Dec 04, wall falls on workers, previously burned Shepard bldg., St. Paul, MN -- 9  
1904 -- Sep 23, School Outhouse floor collapses, girls 8-14 drown, Pleasant Ridge, OH -- 9  
  
1989 -- Apr 01, Hatchie River Bridge Collapse, near Covington, TN -- 8  
  
1886 -- Apr 20, Rain, Mud Pond Reservoir Dam/Mt. Lake Fails/Flood, East Lee, MA -- 7  
1978 -- Oct 06, temporary cofferdam construction failure, Lake Keowee near Seneca, SC -- 7  
2024 -- Oct 19, ferry dock gangway collapse, Sapelo Island, GA -- 7  
  
1979 -- Aug 13, construction failure/roof collapse, Rosemont Horizon Arena, Chicago, IL-- 5  
  
1971 -- Jan 25, construction failure, 16-story apartment building, Boston, MA -- 4  
  
1983 -- June 28, eastbound Mianus River bridge span collapse, I-95, Greenwich, CT -- 3

---

<sup>2304</sup> Cross-listed in Rail and in Flood.

<sup>2305</sup> Cross-listed in Explosions. Construction site dynamite blast caused ill-constructed bldg.. next-door to collapse.

<sup>2306</sup> Cross-listed in Flooding and under Rail.

<sup>2307</sup> Cross-listed in Flooding.

**STRUCTURAL FAILURES – Master List – CHRONOLOGICAL**

1. 1832 -- May 04, building collapse, Phelps & Peck, Cliff & Fulton Streets, NYC -- 10
2. 1835 -- May 14, Collapse, Planters' Hotel, New Orleans, LA -- ≥10
3. 1840 -- Apr 13, Downpour, Flooding, Dams Fail, esp. Pocasset Riv. Simmonsville, RI<sup>2308</sup> 18
4. 1840 -- Aug 22, State Street Canal Basin Drawbridge Fails, Albany, NY -- 21
5. 1850 -- Sep 2, Rain/Flooding, esp. east central PA, esp. Tamaqua, Nescopeck Forge<sup>2309</sup> 100-120
6. 1855 -- Nov 01, Bridge Failure Under Excursion Train, Gasconade, MO (also Rail) --20-31
7. 1856 -- July 01, Wharf Fails, Reed Street, Delaware River, Philadelphia, PA --10-20
8. 1859 -- June 28, Springbrook Bridge Fails under Train, Mishawaka, IN (also Rail) -- 41
9. 1860 -- Jan 10, building collapse, fire, Pemberton Cotton Mills, Lawrence, MA<sup>2310</sup> --90-145
10. 1860 -- Mar 01, building wall failure, St. Francis Xavier Church, Cincinnati, OH -- 13
11. 1862 -- June 04/05, Great Flood of '62, flooding & dam failures, Lehigh River, PA<sup>2311</sup>--~150
12. 1864 -- July 20, structural collapse, Blockley Almshouse and Insane Asylum, Philly --16-18
13. 1865 -- Feb 04-05, bridge fails, train falls into Lee's Creek, burns, ~Leesburg, OH<sup>2312</sup> --11-12
14. 1866 -- Sep 14, bridge collapse, Johnstown, PA -- 13
15. 1867 -- Sep 05, Branch River Bridge fails, Naugatuck train fall near Thomaston, CT<sup>2313</sup>-- 10
16. 1868 -- July 04, drawbridge/plank to boat at wharf gives way, drownings, Oakland CA-- ≥11
17. 1869 -- Jan 31, dam failures and flood, Upper/Lower Kohanza/Flint, Danbury, CT<sup>2314</sup> --11-13
18. 1870 -- Apr 29, Court House Gallery collapse, Richmond, VA -- ~60
19. 1871 -- July 03, Bridge Fails under Train, Harpeth River, near Nashville, TN<sup>2315</sup> -- 15
20. 1872 -- Dec 25, Memorial Bap. Church XMAS Svc. Floor Collapse, Newberry, PA --13-15
21. 1873 -- Apr 19, Train Derailment, Washed-out Bridge, Richmond Switch, RI<sup>2316</sup> -- 11
22. 1873 -- May 04, Truesdell Bridge Collapse, Pedestrians fall, Rock River, Dixon IL -- 56
23. 1874 -- Feb 13, 3<sup>rd</sup> Story Ice House Walls Fail, Brewery Collapse, Philadelphia, PA -- 8-12
24. 1874 -- May 16, Mill River Reservoir Dam Fails, 4 villages, esp. Williamsburg MA-138-139
25. 1874 -- June 23, Floor Failure, Festival, Central Baptist Church, Syracuse, NY -- 14
26. 1876 -- Feb 05, Gallery Fails, Robinson's Opera House, Cincinnati, OH -- 12
27. 1876 -- Mar 06, bridge fails under train, Valley Div., B&O, Shenandoah Co., VA<sup>2317</sup> -- 15
28. 1876 -- July 04, Storm, Flash Flood, Dam Failure, Rockdale, IA (also in Flooding) --41-42
29. 1876 -- Dec 29, Bridge Fails under train *Pacific Express*, Fire, Ashtabula, OH (Rail) --92-100
30. 1877 -- May 11, unfinished court-house walls fail, killing workers, Rockford IL -- 10
31. 1878 -- Jan 15, Conn. Western train falls into river when bridge fails, Tariffville, CT -- 13

<sup>2308</sup> Cross-listed in Flooding.

<sup>2309</sup> Cross-listed in Flooding. Noted here in that most of the fatalities were of people in structures which failed.

<sup>2310</sup> Cross-listed in Fire – while the vast majority died in the collapse, at least 14 trapped died when the fire started.

<sup>2311</sup> Cross-listed in Flooding.

<sup>2312</sup> Cross-listed in Rail.

<sup>2313</sup> Cross-listed in Rail.

<sup>2314</sup> Cross-listed in Flooding.

<sup>2315</sup> Cross-listed in Rail.

<sup>2316</sup> Cross-listed in Rail as well as Flash Flooding

<sup>2317</sup> Cross-listed under Rail.

32. 1880 -- July 21, tunnel failure (blowout), Hudson & Manhattan (Hudson River), NY -- 21  
 33. 1883 -- Feb 20, school fire evacuation, railing breaks, students fall / suffocation, NYC--15-16

**STRUCTURAL FAILURES – Master List – CHRONOLOGICAL (continued)**

34. 1883 -- Apr 07, Structural Failure and Fire, Ende Hotel, Greenville, TX (also in Fire) --13-15  
 35. 1883 -- July 23, Pier Fails, North Point, Tivoli Park, Baltimore, MD --63-70  
 36. 1885 -- May 05, Factory Building Collapse, State and Hicks Streets, Brooklyn, NY -- 15  
 1886 -- Apr 20, Rain, Mud Pond Reservoir Dam/Mt. Lake Fails/Flood, East Lee, MA -- 7  
 37. 1887 -- Mar 14, Busey Bridge collapses under train, Roslindale ~Boston, MA<sup>2318</sup> --23-25  
 38. 1887 -- Aug 10, Great Chatsworth (IL) Trestle Failure/Train Wreck, IL (also in Rail) --79-85  
 39. 1888 -- Mar 17, Trestle Collapse, West India Mail Train wrecks, Blackshear GA<sup>2319</sup> --25-27  
 40. 1888 -- July 12, Fat Nancy Trestle Failure, Train Wreck, ~Orange Court House VA<sup>2320</sup>--9-10  
 41. 1889 -- May 31, South Fork Dam Failure, Flood, Fire Johnstown, PA<sup>2321</sup> --2,209-3,188  
 42. 1889 -- July 09, Storm, Flooding, Stone Bridge failure, Johnstown, NY (Flooding) -- 6-15
43. 1890 -- Jan 09, bridge caisson No. 1, floods, Ohio River, near Jeffersonville, IN -- 14  
 44. 1890 -- Feb 02, flooding, trestle fails, train cars fall, near Cascade Locks, OR<sup>2322</sup> -- 9-10  
 45. 1890 -- Feb 22, dam failure, Walnut Grove, AZ (cross-listed in Flooding) -- 100  
 46. 1891 -- Aug 22, building collapse/fire, Taylor Building, Park Place, New York, NY --60-61  
 1891 -- Dec 04, wall falls on workers, previously burned Shepard bldg., St. Paul, MN -- 9  
 47. 1892 -- June 05, dam failure, oil fire, Titusville, Oil City, PA (in Flooding and Rail) -126-132  
 48. 1892 -- June 15, bridge under construction over Licking Riv. collapses, Covington KY--27-31  
 49. 1893 -- June 09, building collapse, Ford's Theater, Washington, DC -- 22  
 50. 1893 -- Aug 31, bridge fails, train wreck, near Chester, MA (cross-listed in Rail) -- 13  
 51. 1893 -- Dec 15, crane/span fall, bridge construction, Louisville, KY/Jeffersonville, IN-- 21  
 52. 1895 -- Aug 13, Ireland Building (under construction) collapse, New York, NY -- 17  
 53. 1896 -- Feb 06, train fridge failure (repairmen die), Pequabuck Riv., East Bristol CT<sup>2323</sup>-- 11  
 54. 1898 -- Apr 03, levee fails, flash flood, Shawneetown, IL (cross-listed in Flooding) --25-33  
 55. 1898 -- Nov 05, building collapse, Wonderland Theater, Detroit, MI -- 15  
 56. 1899 -- Aug 06, gangplank fails, drownings, Mount Desert Ferry near Bar Harbor, ME-- 20
57. 1900 -- Apr 07, heavy rain, Austin (McDonald) Dam failure/flooding, Austin, TX<sup>2324</sup> -- ≥24  
 58. 1900 -- June 23, cloudburst, trestle washout/train wreck/fire, near McDonough GA<sup>2325</sup>-- 37  
 59. 1900 -- Nov 29, roof collapse, San Francisco Pacific Glass Works, San Francisco, CA-- 20  
 60. 1901 -- June 26, trestle fails under train, weakened by recent rain, near Peru, IN<sup>2326</sup> -- 16  
 61. 1901 -- July 11, Nickel Plate RR Bridge collapse, train crash, Springfield, PA<sup>2327</sup> -- 11

---

<sup>2318</sup> Cross-listed in Rail

<sup>2319</sup> Cross listed in Rail

<sup>2320</sup> Cross-listed in Rail.

<sup>2321</sup> Cross-listed in Flooding.

<sup>2322</sup> Cross-listed in Flooding and in Rail.

<sup>2323</sup> Cross-listed in Rail.

<sup>2324</sup> Cross-listed in Flooding.

<sup>2325</sup> Cross-listed in Rail and Flooding.

<sup>2326</sup> Cross-listed in Flooding.

<sup>2327</sup> Cross-listed in Rail

62. 1903 -- July 05, cloudburst, dam failure, flood, Oakford Park (~Pittsburgh), PA --20-23  
 63. 1903 -- Aug 08, Bleacher Collapses, National Baseball Park, Philadelphia, PA -- 12  
 64. 1903 -- Oct 19, ropes break, Wabash Railroad Bridge construction, Pittsburgh, PA -- 10  
 65. 1904 -- Aug 07, Bridge/Trestle Fails Under Train, Near Pueblo, CO (Rail cross-listed -- 116  
 1904 -- Sep 23, School Outhouse floor collapses, girls 8-14 drown, Pleasant Ridge, OH-- 9  
 66. 1905 -- Feb 27, Floor Collapse/Fire Scare, Trampling, Church Service, Brooklyn, NY<sup>2328</sup>--11  
 67. 1905 -- Aug 08, Collapse, John G. Myers Dry Goods Store, Pearl St., Albany, NY -- 13  
 68. 1906 -- Mar 26, Bridge Fails Under Train, Drownings, near Natrona, WY<sup>2329</sup> -- 10  
 69. 1906 -- July 23, Collapse, Amsden Building, South Framingham, MA -- ~12  
 70. 1906 -- Nov 09, Building Collapse, Bixby Hotel, Long Beach, CA -- 10  
 71. 1906 -- Dec 04, Heavy Rain, Detroit Dam Fails, Flooding, Clifton, AZ --13-18  
 72. 1908 -- Aug 25, Bridge fails with Pedestrians watching flood water, Camden, SC<sup>2330</sup> -- 19

**STRUCTURAL FAILURES – Master List – CHRONOLOGICAL (continued)**

73. 1911 -- Mar 15, Structural Collapse, J.H. fall & Co. Bldg., 3<sup>rd</sup> Ave., Nashville, TN -- 13  
 74. 1911 -- Jun 30, Collapse of Pumping Station Roof, Buffalo, NY -- 9-10  
 75. 1911 -- Sep 30, Bayliss Dam Failure, Freeman Run Valley, Austin, PA (in Flooding)--78-149  
 76. 1912 -- March-April, Flooding, Miss. River, IL, TN, MS, KY, AR, MO, LA<sup>2331</sup> -- 245  
 77. 1912 -- June 23, Pier/Dock Collapse, Eagle Park, Niagara River, near Buffalo, NY -- 39  
 78. 1913 -- Late April, flooding from Ohio and Mississippi River flooding, levee break<sup>2332</sup>-- 11  
 79. 1913 -- May 24, Auditorium floor collapse, Pine Ave. Municipal Pier, Long Beach, CA--40-47  
 80. 1913 -- June 30, walkway/gangway failure, drownings, Merrimac River, Lawrence, MA-- 11  
 81. 1913 -- Dec 1-5, Floods/Levee Failures, Brazos, Other Valleys, cent., east, coast TX -- 187  
 82. 1915 -- Oct 16, Flash Flooding, Bridge Fails, Train Derails, Randolph, KS<sup>2333</sup> -- 11  
 83. 1916 -- Jan 14-30, Heavy Rain, So. CA Flooding, Lower Otay Dam Failure<sup>2334</sup> --22-60  
 84. 1916 -- May 15, Dynamite Blast, adjacent site, Crystal Rest. collapses, Akron, OH<sup>2335</sup>-- 9-10  
 85. 1916 -- Aug 2-3, Cloudburst, Mill Dam Fails, Flash Flood, ~New Tazewell, TN<sup>2336</sup> --27-38  
 86. 1918 -- June 29, Structural Failure, Ruff Building, Sioux City, IO -- 39  
 87. 1919 -- Jan 15, Molasses Tank Collapse, US Industrial Alcohol Co., Boston, MA -- 21
88. 1921 -- Jun 02, Arkansas River Levee Failures, Pueblo County, CO (also in Flooding)-- 120  
 89. 1921 -- Sep 10, Third Street Foot-Bridge Collapses, Chester River, Chester, PA -- 24  
 90. 1922 -- Jan 28, Roof Collapse, snow weight, Knickerbocker Theater, Wash. DC<sup>2337</sup> -- 98  
 91. 1922 -- Sep 11, Truck falls through wood bridge, Satilla Riv., 20 mi. ~Homerville, GA<sup>2338</sup>-18

<sup>2328</sup> Cross-listed in Violence – Crushing, Trampling, Suffocation

<sup>2329</sup> Cross-listed in Rail and in Flood.

<sup>2330</sup> Cross-listed in Flooding. This event is a subset of larger fatalities in SC & GA flooding.

<sup>2331</sup> Cross-listed in Flooding.

<sup>2332</sup> There were many levee failures from this large-area rain storms event Mar 23-27, especially in Ohio Riv. Vly.. There were failures down the Ohio River and then down the Mississippi River. See 1913 March Flood file.

<sup>2333</sup> Cross-listed in Rail as well as Flash Flooding.

<sup>2334</sup> Cross-listed in Flooding.

<sup>2335</sup> Cross-listed in Explosions -- construction-site dynamite blast caused weak structure next-door to collapse.

<sup>2336</sup> Cross-listed in Structural Failures – Dams, Dikes and Levees.

<sup>2337</sup> Cross-listed in winter Storms.

<sup>2338</sup> Cross-listed in Road and Highway.

92. 1923 -- Mar 31, water tank/tower on roof fails, Fuller Brush Co., Hartford, CT -- 10  
 93. 1923 -- Sep 27, bridge washout and train derailment, near Lockett, WY -- 31  
 94. 1924 -- Dec 24, Mathieson Alkali Works "muck" dam fails, Palmertown/Saltville, VA-- 19  
 95. 1925 -- July 4, 2<sup>nd</sup> floor collapse into basement, Pickwick dance Club, Boston, MA --44-45  
 96. 1927 -- Late March-July, flooding, levee breaks upper and esp. lower MS River <sup>2339</sup>--246-500  
 97. 1927 -- Nov 2-4, New England Flooding, Sharon Dam Fails, Winooski River, VT<sup>2340</sup> -- 200  
 98. 1928 -- Mar 12-13, St. Francis Dam Failure/Flood, Santa Clara Riv. valley, CA<sup>2341</sup> --370-431  
 99. 1929 -- July 18, Flash Flood, Bridge Fails, Train Wreck, Stratton, CO<sup>2342</sup> -- 10

**STRUCTURAL FAILURES – Master List – CHRONOLOGICAL (continued)**

100. 1933 -- Aug 29, storm, bridge weakened, train wreck, Tucumcari, NM (also in Rail)-- 11  
 101. 1937 -- Feb 17, construction scaffolding collapse, Golden Gate Bridge, San Fran., CA-- 10  
 102. 1937 -- Aug 11, heavy rain, 3 tenement bldgs.. collapse, New Brighton, Staten Isl., NY-- 19  
 103. 1938 -- June 19, flash flood, bridge fails, train-cars fall in Custer Creek ~Saugus MT<sup>2343</sup>--47  
  
 104. 1941 -- Dec 04, bridge construction collapse, Charter Oak Bridge, Hartford, CT -- 16  
 105. 1946 -- Dec 12, fire, vacant Knickerbocker Ice Plant wall falls onto tenement, NYC<sup>2344</sup>--37  
 106. 1948 -- May 22-June 11, flooding/dike failures, Pacific NW, esp. Vanport, OR -- ≥15  
  
 107. 1955 -- Dec, flooding, Feather River levee failure, northern two-thirds of CA<sup>2345</sup> -- 76  
 108. 1956 -- Oct 03, building collapse (under const.), Consumers Power Co., Jackson, MI-- 10  
  
 109. 1964 -- June 8, rain/Swift & Two Medicine dams fail/flooding, esp. Blackfeet Res., NW MT--34-35  
 110. 1965 -- Sep 9-10, Hurricane Betsy, levee breaks, New Orleans and South LA<sup>2346</sup> -- ~50  
 111. 1967 -- Dec 15, Silver Bridge collapse, OH River, Point Pleasant WV & Gallipolis, OH-46  
  
 1971 -- Jan 25, construction failure, 16-story apartment building, Boston, MA -- 4  
 112. 1972 -- Feb 26, impoundment dam failure, Buffalo Creek Mining, Saunders WV<sup>2347</sup>-- 125  
 113. 1972 -- Jun 09, Pactola Dam failure, Black Hills flash flood, Rapid City, SD<sup>2348</sup> --236-238  
 114. 1972 -- Nov 07, Sidney Lanier Bridge span collapse, freighter hit, Brunswick GA -- 10  
 115. 1973 -- Feb 10, fire/gas explos./LNG tank concrete roof falls, Staten Island NY<sup>2349</sup> -- 40  
 116. 1973 -- Mar 02, Skyline Plaza Apt. bldg. construction failure, Baileys Crossroads, VA-- 14  
 117. 1976 -- June 5, Teton Dam failure/flood, Teton River, ~Newdale, Southeast Idaho<sup>2350</sup>11-12

<sup>2339</sup> Cross-listed in Floods.

<sup>2340</sup> Cross-listed in Floods; some of the flooding fatalities were attributable to the Sharon Dam failure.

<sup>2341</sup> Cross-listed in Floods.

<sup>2342</sup> Cross-listed in Flooding and under Rail.

<sup>2343</sup> Cross-listed in Flooding and in Rail.

<sup>2344</sup> Cross-listed in Fire, Structural. Fire was in next-door ice plant. The roof of the ice plant collapsed due to the stress of fire-fighting operations, and caused a two-foot thick brick wall to fall onto and crush the tenement.

<sup>2345</sup> Cross-listed in Floods.

<sup>2346</sup> Guestimate on our part. There were 81-87 fatalities in LA, on the order of 50 of them, if not more, in New Orleans from drowning. Most drownings took place due to rapid rise of water when nearby levees breached.

<sup>2347</sup> Cross-listed in Flooding.

<sup>2348</sup> Cross-listed in Flooding.

<sup>2349</sup> Cross-listed in Explosions and in Fires. This was an LNG tank which was being cleaned and worked-on. A flash fire caused a residual gas explosion which caused the tank concrete ceiling to fall onto workers.

118. 1977 -- July 20, Dam Failures, Flash Floods, Johnstown & Tanneryville, PA<sup>2351</sup> -- ~85  
 119. 1977 -- Nov 6, heavy rain, Kelly Barnes Dam failure, Toccoa falls Bible College, GA-- 39  
 120. 1978 -- Apr 27, scaffold collapses, Monongahela Power Co., Willow Island, WV -- 51  
 1978 -- Oct 06, temporary cofferdam construction failure, Lake Keowee ~Seneca, SC-- 7  
 1979 -- Aug 13, construction failure/roof collapse, Rosemont Horizon Arena, Chicago-- 5

**STRUCTURAL FAILURES – Master List – CHRONOLOGICAL (continued)**

121. 1980 -- May 09, *Summit Venture* hits Sunshine Skyway bridge, collapse, Tampa FL<sup>2352</sup>--35  
 122. 1981 -- Mar 27, Construction Failure, Harbour Cay Condominium, Cocoa Beach, FL-- 11  
 123. 1981 -- July 17, Hyatt Regency Walkway Collapse, Kansas City, Missouri -- 114  
 124. 1982 -- Apr 15, Construction Failure, Indiana Highway Ramp, East Chicago, IL -- 13  
 1983 -- June 28, eastbound Mianus River bridge span collapse, I-95, Greenwich, CT-- 3  
 125. 1986 -- Feb 11-24, Heavy Rain, Flooding, Levee Failures, Northern CA, NV<sup>2353</sup> -- 14  
 126. 1987 -- Apr 5, Bridge Collapse, Schoharie Crk., NY State Thruway, Amsterdam NY<sup>2354</sup>-10  
 127. 1987 -- Apr 23, Const. Collapse, L’Ambiance Plaza Apartments, Bridgeport, CT -- 28  
 128. 1988 -- July 7, La Tienda Amigo Dept. Store Collapse, heavy rain, Brownsville, TX-- 14  
 1989 -- April 1, Hatchie River Bridge Collapse, near Covington, TN -- 8
129. 1994 -- July 4-10, Tropical Storm Alberto flooding, dam failures, Americus, GA<sup>2355</sup>-- ≥15  
 130. 1999 -- Nov 17/18, Texas A&M, College Station, bonfire stack collapse -- 12
131. 2000 -- Aug 19, El Paso Natural Gas Pipeline Rupture and Fire, Carlsbad, NM<sup>2356</sup> -- 12  
 132. 2002 -- May 26, barge hits bridge, span collapse, Webbers falls, OK<sup>2357</sup> -- 14  
 133. 2003 -- June 29, apartment building balcony collapse, Lincoln Park, Chicago, IL -- 13  
 134. 2005 -- Aug 29, levee failure due to Hurricane Katrina, New Orleans, LA --1,253  
 135. 2007 -- Aug 1, Interstate 35W bridge collapse, Minneapolis, MN -- 13  
 136. 2021 -- June 24, Champlain Towers South condo structural collapse, Surfside, FL -- 97  
 2024 -- Oct 19, ferry dock gangway collapse, Sapelo Island, GA -- 7

---

<sup>2350</sup> Cross-listed in Flooding.

<sup>2351</sup> Cross-listed in Flooding.

<sup>2352</sup> Cross-listed in Maritime and in Road/Highway.

<sup>2353</sup> Cross-listed in Flooding.

<sup>2354</sup> Cross-listed in Flooding.

<sup>2355</sup> Cross-listed in Flooding and in Hurricanes/Tropical Storms. There were 34-37 total deaths. At least 15 of these were attributable to flash flooding in Americus, GA after the failure of a series of earthen dams in the area.

<sup>2356</sup> Cross-listed in Explosions and in Fires-Structural.

<sup>2357</sup> Cross-listed in Maritime

**Structural Failures Subset -- BRIDGE/Trestle (Rail) Collapse/Failures -- By Mortality**

1. 1904 -- Aug 7, bridge/trestle fails under train near Eden/Pueblo, CO (also in Rail) --~83-116
  2. 1876 -- Dec 29, bridge fails under *Pacific Express* train, fire, Ashtabula, OH (Rail) --92-100
  3. 1887 -- Aug 10, Great Chatsworth (IL) trestle failure/train wreck (Rail cross-listed) --79-85
  4. 1938 -- June 19, flash flood, bridge fails, train-cars fall into Custer Creek ~Saugus MT<sup>2358</sup>--47
  5. 1859 -- June 28, Springbrook Bridge fails under train, Mishawaka, IN (also in Rail) -- 41
  6. 1887 -- Mar 14, Busey Bridge collapses under train, Roslindale, near Boston, MA<sup>2359</sup> --23-37
  7. 1900 -- June 23, cloudburst, trestle washout/train wreck/fire near McDonough, GA<sup>2360</sup>-- 37
  8. 1855 -- Nov 01, bridge failure under excursion train, Gasconade, MO (also in Rail) --20-31
  9. 1923 -- Sep 27, bridge washout and train derailment, near Lockett, WY -- 31
  10. 1888 -- Mar 17, trestle collapse, West India mail train wrecks, Blackshear GA<sup>2361</sup> --25-27
  11. 1901 -- June 26, trestle fails under train, weakened by recent rain, near Peru, IN<sup>2362</sup> -- 16
  12. 1871 -- July 03, bridge fails under train, Harpeth River, near Nashville, TN<sup>2363</sup> -- 15
  13. 1876 -- Mar 06, bridge fails under train, Valley Division, B&O, Shenandoah Co., VA<sup>2364</sup>-- 15
  14. 1866 -- Sep 14, rail bridge collapse, pedestrians fall, Johnstown, PA -- 13
  15. 1878 -- Jan 15, Conn. Western train falls into river when bridge fails, Tariffville, CT -- 13
  16. 1893 -- Aug 31, bridge fails, train wreck, near Chester, MA (Rail cross-listed) -- 13
  17. 1865 -- Feb 04-5, bridge fails, train falls into Lee's Creek, burns, ~Leesburg, OH<sup>2365</sup> --11-12
  18. 1873 -- Apr 19, train derailment at washed-out bridge, Richmond Switch, RI<sup>2366</sup> -- 11
  19. 1896 -- Feb 06, train bridge failure (repairmen die), Pequabuck Riv., East Bristol, CT<sup>2367</sup>-- 11
  20. 1901 -- July 11, Nickel Plate Rail bridge collapse and train crash, Springfield, PA<sup>2368</sup> -- 11
  21. 1915 -- Oct 16, flash flooding, bridge fails, train derails, Randolph, KS<sup>2369</sup> -- 11
  22. 1933 -- Aug 29, storm, bridge weakened, train wreck, Tucumcari, NM (also in Rail) -- 11
  23. 1867 -- Sep 05, Branch River bridge fails, Naugatuck train fall near Thomaston CT<sup>2370</sup>-- 10
  24. 1888 -- July 12, Fat Nancy Trestle failure, train wreck, ~Orange Court House VA<sup>2371</sup> -- 9-10
  25. 1890 -- Feb 02, flooding, trestle fails, train cars fall, near Cascade Locks, OR<sup>2372</sup> -- 9-10
  26. 1906 -- Mar 26, bridge fails under train, drowning deaths, near Natrona, WY<sup>2373</sup> -- 10
  27. 1929 -- July 18, flash flood, bridge down, train wreck, Stratton, CO (Flood cross-list) -- 10
- Other:** (fewer than ten fatalities)
- 1989 -- Apr 01, Hatchie River Bridge Collapse, near Covington, TN -- 8

<sup>2358</sup> Cross-listed in Flooding and in Rail.

<sup>2359</sup> Cross-listed under Rail

<sup>2360</sup> Cross-listed under Rail and Flooding.

<sup>2361</sup> Cross listed under Rail

<sup>2362</sup> Cross-listed under Rail

<sup>2363</sup> Cross-listed under Rail.

<sup>2364</sup> Cross-listed under Rail.

<sup>2365</sup> Cross-listed in Rail.

<sup>2366</sup> Cross-listed under Rail as well as Flash Flooding

<sup>2367</sup> Cross-listed under Rail.

<sup>2368</sup> Cross-listed under Rail

<sup>2369</sup> Cross-listed under Rail as well as Flash Flooding.

<sup>2370</sup> Cross-listed under Rail.

<sup>2371</sup> Cross-listed under Rail.

<sup>2372</sup> Cross-listed in Flooding and in Rail.

<sup>2373</sup> Cross-listed under Rail and under Flood.



**Structural Failures** **Subset** -- **BRIDGE/Trestle (Rail) Collapse/Failures** -- **Chronological**

1. 1855 -- Nov 01, bridge failure under excursion train, Gasconade, MO (also in Rail) --20-31
  2. 1859 -- June 28, Springbrook Bridge fails under train, Mishawaka, IN (also in Rail) -- 41
  3. 1865 -- Feb 4-5, bridge fails/train falls into Lee's Creek, burns, near Leesburg, OH<sup>2374</sup>--11-12
  4. 1866 -- Sep 14, rail bridge collapse, pedestrians fall, Johnstown, PA -- 13
  5. 1867 -- Sep 05, Branch River Bridge fails, Naugatuck train fall near Thomaston CT<sup>2375</sup>-- 10
  6. 1871 -- July 03, bridge fails under train, Harpeth River, near Nashville, TN (Rail also)-- 15
  7. 1873 -- Apr 19, train derailment at washed-out bridge, Richmond Switch, RI<sup>2376</sup> -- 11
  8. 1876 -- Mar 06, bridge fails under train, Valley Div., B&O, Shenandoah Co., VA<sup>2377</sup> -- 15
  9. 1876 -- Dec 29, bridge fails under *Pacific Express* train, fire, Ashtabula, OH (Rail) --92-100
  10. 1878 -- Jan 15, Conn. Western train falls into river when bridge fails, Tariffville, CT -- 13
  11. 1887 -- Mar 14, Busey Bridge collapses under train, Roslindale near Boston, MA<sup>2378</sup> --23-37
  12. 1887 -- Aug 10, Great Chatsworth (IL) trestle failure and train wreck (also in Rail) --79-85
  13. 1888 -- Mar 17, trestle collapse, West India Mail Train wrecks, Blackshear, GA<sup>2379</sup> --25-27
  14. 1888 -- July 12, Fat Nancy Trestle failure/train wreck near Orange Court House VA<sup>2380</sup>--9-10
  15. 1890 -- Feb 02, flooding, trestle fails, train cars fall, near Cascade Locks, OR<sup>2381</sup> -- 9-10
  16. 1893 -- Aug 31, bridge fails, train wreck, near Chester, MA (cross-listed in Rail) -- 13
  17. 1896 -- Feb 06, train bridge failure (repairmen die), Pequabuck Riv., East Bristol CT<sup>2382</sup>-- 11
  18. 1900 -- Jun 23, cloudburst, trestle washout and train wreck/fire, ~McDonough GA<sup>2383</sup> -- 37
  19. 1901 -- June 26, trestle fails under train, weakened by recent rain, near Peru, IN<sup>2384</sup> -- 16
  20. 1901 -- July 11, Nickel Plate RR bridge collapse and train crash, Springfield, PA<sup>2385</sup> -- 11
  21. 1904 -- Aug 07, bridge/trestle fails under train, near Eden/Pueblo, CO (in Rail) -- ~83-116
  22. 1906 -- Mar 26, bridge fails under train, drownings, near Natrona, WY<sup>2386</sup> -- 10
  23. 1923 -- Sep 27, bridge washout and train derailment, near Lockett, WY -- 31
  24. 1938 -- June 19, flash flood, bridge fails, train-cars fall into Custer Creek ~Saugus MT<sup>2387</sup>--47
  25. 1915 -- Oct 16, flash flooding, bridge fails, train derails, Randolph, KS<sup>2388</sup> -- 11
  26. 1929 -- July 18, flash flood, bridge down, train wreck, Stratton, CO<sup>2389</sup> -- 10
  27. 1933 -- Aug 29, storm, bridge weakened, train wreck, Tucumcari, NM<sup>2390</sup> -- 11
- Other:** 1989 -- Apr 01, Hatchie River Bridge collapse, near Covington, TN -- 8

---

<sup>2374</sup> Cross-listed in Rail.

<sup>2375</sup> Cross-listed under Rail.

<sup>2376</sup> Cross-listed under Rail as well as Flash Flooding

<sup>2377</sup> Cross-listed under Rail.

<sup>2378</sup> Cross-listed under Rail

<sup>2379</sup> Cross listed under Rail

<sup>2380</sup> Cross-listed under Rail.

<sup>2381</sup> Cross-listed in Flooding and in Rail.

<sup>2382</sup> Cross-listed under Rail.

<sup>2383</sup> Cross-listed under Rail and Flooding.

<sup>2384</sup> Cross-listed under Rail

<sup>2385</sup> Cross-listed under Rail

<sup>2386</sup> Cross-listed under Rail and under Flood.

<sup>2387</sup> Cross-listed in Flooding and in Rail.

<sup>2388</sup> Cross-listed under Rail as well as Flash Flooding.

<sup>2389</sup> Cross-listed under Flood and under Rail

<sup>2390</sup> Cross-listed under Rail

**Subset-Structural-BRIDGE FAILURES -- ROAD/Highway/PEDESTRIAN -- by Mortality  
(non-Rail or Maritime-Related)**

1. 1873 -- May 04, Truesdell Bridge collapse, pedestrians fall, Rock River, Dixon IL -- 56
2. 1967 -- Dec 15, Silver Bridge collapse, vehicles fall, Pt. Pleasant WV & Gallipolis OH-- 46
3. 1892 -- June 15, bridge under construction over Licking Riv. collapses, Covington KY--27-31
4. 1921 -- Sep 10, Third Street foot-bridge collapses, Chester River, Chester, PA -- 24
5. 1840 -- Aug 22, State Street Canal Basin drawbridge fails, Albany, NY -- 21
6. 1908 -- Aug 25, bridge fails with pedestrians watching flood water, Camden, SC<sup>2391</sup> -- 19
7. 1922 -- Sep 11, truck falls through wood bridge, Satilla Riv., 20 mi. ~Homerville, GA<sup>2392</sup>--18
8. 1941 -- Dec 04, bridge construction collapse, Charter Oak Bridge, Hartford, CT -- 16
9. 1889 -- July 09, storm, flooding, Stone Bridge failure, Johnstown, NY<sup>2393</sup> -- 6-15
10. 2007 -- Aug 01, Interstate 35W Bridge collapse, Minneapolis, MN<sup>2394</sup> -- 13
11. 1987 -- Apr 95, flooding/Schoharie Cr. bridge fails/vehicles fall, I-90 ~Fort Hunter<sup>2395</sup> NY-- 10

**Other: (Fewer than ten fatalities)**

- 1989 -- Apr 01, Hatchie River Bridge collapse, 5 vehicles fall, near Covington, TN<sup>2396</sup> -- 8
- 1983 -- June 28, eastbound Mianus River bridge span collapse, I-95, Greenwich, CT -- 3

**Subset-Structural-BRIDGE FAILURES--ROAD/Highway/PEDESTRIAN--Chronological**

1. 1840 -- Aug 22, State Street Canal Basin drawbridge fails, Albany, NY -- 21
2. 1873 -- May 04, Truesdell Bridge collapse, pedestrians fall, Rock River, Dixon, IL -- 56
3. 1889 -- July 09, storm, flooding, Stone Bridge failure, Johnstown, NY<sup>2397</sup> -- 6-15
4. 1892 -- June 15, bridge under construction over Licking Riv. collapses, Covington KY--27-31
5. 1908 -- Aug 25, bridge fails with pedestrians watching flood water, Camden, SC<sup>2398</sup> -- 19
6. 1921 -- Sep 10, Third Street foot-bridge collapses, Chester River, Chester, PA -- 24
7. 1922 -- Sep 11, truck falls through wood bridge, Satilla Riv., 20 mi. ~Homerville, GA<sup>2399</sup>--18
8. 1941 -- Dec 04, bridge construction collapse, Charter Oak Bridge, Hartford, CT -- 16
9. 1967 -- Dec 15, Silver Bridge collapse, behicles fall, Pt. Pleasant WV & Gallipolis OH-- 46
- 1983 -- June 28, eastbound Mianus River bridge span collapse, I-95, Greenwich, CT -- 3
10. 1987 -- Apr 05, flooding/Schoharie Cr. bridge fails/vehicles fall, I-90 ~Fort Hunter, NY -- 10
- 1989 -- Apr 01, Hatchie River bridge collapse, 5 vehicles fall, near Covington, TN<sup>2400</sup>-- 8
11. 2007 -- Aug 01, Interstate 35W bridge collapse, Minneapolis, MN (Road cross-listed)-- 13

---

<sup>2391</sup> Cross-listed in Flooding. This event is a subset of larger fatalities in SC & GA flooding.

<sup>2392</sup> Cross-listed in Road and Highway.

<sup>2393</sup> Cross-listed in Flooding.

<sup>2394</sup> Cross-listed in Road/Highway.

<sup>2395</sup> Cross-listed in Road/Highway. I-90 (NY State Thruway) Schoharie Creek bridge is ~a mile south of Fort Hunter hamlet, Montgomery Co., and ~5½ miles west of Amsterdam, NY, 37 miles NW of state capital of Albany.

<sup>2396</sup> Cross-listed in Road/Highway.

<sup>2397</sup> Cross-listed in Flooding.

<sup>2398</sup> Cross-listed in Flooding. This event is a subset of larger fatalities in SC & GA flooding.

<sup>2399</sup> Cross-listed in Road and Highway.

<sup>2400</sup> Cross-listed in Road/Highway.

**STRUCTURAL FAILURES** Subset -- **BUILDINGS and Components** -- **Mortality**

1. 1860 -- Jan 10, building collapse, fire, Pemberton Cotton Mills, Lawrence, MA<sup>2401</sup> --90-145
2. 1981 -- July 17, Hyatt Regency walkway collapse, Kansas City, MO -- 114
3. 1922 -- Jan 28, roof collapse, snow weight, Knickerbocker Theater, Washington, DC<sup>2402</sup> -- 98
4. 2021 -- June 24, Champlain Towers South condo structural failure/collapse, Surfside, FL--97
5. 1891 -- Aug 22, building collapse/fire, Taylor Building, Park Place, New York, NY --60-61
6. 1870 -- Apr 29, Court House Gallery collapse, Richmond, VA -- ~60
7. 1913--May 24, Auditorium floor collapse, Pine Ave. Municipal Pier, Long Beach CA--40-47
8. 1925 -- July 4, 2<sup>nd</sup> floor collapse into basement, Pickwick Dance Club, Boston, MA --44-45
9. 1918 -- Jun 29, Ruff Building overloaded floors collapse, Sioux City, IA -- 39
10. 1946 -- Dec 12, fire, vacant Knickerbocker Ice Plant, wall falls onto tenement, NYC<sup>2403</sup>-- 37
  
11. 1893 -- Jun 09, Building Collapse, Ford's Theater, Washington, DC -- 22
12. 1937 -- Aug 11, Heavy Rain, 3 Tenement Bldgs. Collapse, New Brighton, S.I., NY -- 19
13. 1900 -- Nov 29, Roof Collapse, San Francisco Pacific Glass Works, San Francisco, CA-- 20
14. 1864 -- Jul 20, Structural Collapse, Blockley Almshouse and Insane Asylum, Philly --16-18
15. 1883 -- Feb 20, Fire Evacuation, Railing Breaks, fall & Suffocation, School, NYC --15-16
16. 1872 -- Dec 25, Memorial Bap. Church XMAS Svc. Floor Collapse, Newberry, PA --13-15
17. 1883 -- Apr 7, Structural Failure and Fire, Ende Hotel, Greenville, TX<sup>2404</sup> --13-15
18. 1885 -- May 5, Factory Building Collapse, State and Hicks Streets, Brooklyn, NY -- 15
19. 1898 -- Nov 5, Building Collapse, Wonderland Theater, Detroit, MI -- 15
20. 1874 -- June 24, Floor Failure, Festival, Central Baptist Church, Syracuse, NY -- 14
21. 1988 -- July 7, La Tienda Amigo Dept. Store Collapse, heavy rain, Brownsville, TX -- 14
22. 1860 -- March 1, Building Wall Failure, St. Francis Xavier Church, Cincinnati, OH -- 13
23. 1905 -- Aug 08, Collapse, John G. Myers Dry Goods Store, Pearl St., Albany, NY -- 13
24. 2003 -- June 29, Apartment Building Balcony Collapse, Lincoln Park, Chicago, IL -- 13
25. 1874 -- Feb 13, 3<sup>rd</sup> Story Ice House Walls Fail, Brewery Collapse, Philadelphia, PA -- 8-12
26. 1876 -- Feb 5, Gallery Fails, Robinson's Opera House, Cincinnati, OH -- 12
27. 1906 -- July 23, Collapse, Amsden Building, South Framingham, MA -- ~12
28. 1905 -- Feb 27, Floor Collapse, Fire Scare, Trampling, Church Service, Brooklyn, NY-- 11
29. 1832 -- May 04, Building Collapse, Phelps & Peck, Cliff & Fulton Streets, NYC -- 10
30. 1835 -- May 14, Collapse, Planters' Hotel, New Orleans, LA -- ≥10
31. 1906 -- Nov 9, Building Collapse, Bixby Hotel, Long Beach, CA -- 10
32. 1923 -- March 31, Water tank/tower on roof fails, Fuller Brush Co., Hartford, CT -- 10

**Other:** (Fewer than ten fatalities.)

- 1891 -- Dec 4, Wall falls on workers, previously burned Shepard building, St. Paul, MN -- 9
- 1904 -- Sep 23, School Outhouse floor collapses, girls 8-14 drown, Pleasant Ridge, OH -- 9

---

<sup>2401</sup> Cross-listed in Fire – while the vast majority died in the collapse, at least 14 trapped died when the fire started.

<sup>2402</sup> Cross-listed in winter Storms.

<sup>2403</sup> Cross-listed in Fire, Structural. Fire was in the next-door ice plant. The roof of the ice plant collapsed due to the stress of fire-fighting operations, and caused a two-foot thick brick wall to fall onto and crush the tenement.

<sup>2404</sup> Cross listed in Fire.

**STRUCTURAL FAILURES** Subset -- **BUILDINGS and Components** -- **Chronological**

1. 1832 -- May 04, Building Collapse, Phelps & Peck, Cliff & Fulton Streets, NYC -- 10
2. 1835 -- May 14, Collapse, Planters' Hotel, New Orleans, LA -- ≥10
  
3. 1860 -- Jan 10, Building Cave-in & Fire, Pemberton Cotton Mills, Lawrence, MA<sup>2405</sup> 88-200
4. 1860 -- Mar 01, Building Wall Failure, St. Francis Xavier Church, Cincinnati, OH -- 13
5. 1864 -- Jul 20, Structural Collapse, Blockley Almshouse and Insane Asylum, Philly --16-18
  
6. 1870 -- Apr 29, Court House Gallery Collapse, Richmond, VA -- ~60
7. 1872 -- Dec 25, Memorial Bap. Church XMAS Svc. Floor Collapse, Newberry, PA --13-15
8. 1874 -- Feb 13, 3<sup>rd</sup> Story Ice House Walls Fail, Brewery Collapse, Philadelphia, PA -- 8-12
9. 1874 -- June 24, Floor Failure, Festival, Central Baptist Church, Syracuse, NY -- 14
10. 1876 -- Feb 05, Gallery Fails, Robinson's Opera House, Cincinnati, OH -- 12
  
11. 1883 -- Feb 20, Fire Evacuation, Railing Breaks, fall & Suffocation, School, NYC --15-16
12. 1883 -- Apr 07, Structural Failure and Fire, Ende Hotel, Greenville, TX<sup>2406</sup> --13-15
13. 1885 -- May 05, Factory Building Collapse, State and Hicks Streets, Brooklyn, NY -- 15
  
14. 1891 -- Aug 22, Building Collapse/Fire, Taylor Building, Park Place, New York, NY --60-61
- 1891 -- Dec 4, Wall falls on workers, previously burned Shepard bldg., St. Paul, MN -- 9
15. 1893 -- Jun 09, Building Collapse, Ford's Theater, Washington, DC -- 22
16. 1898 -- Nov 05, Building Collapse, Wonderland Theater, Detroit, MI -- 15
  
17. 1900 -- Nov 29, Roof Collapse, San Francisco Pacific Glass Works, San Francisco, CA-- 20
18. 1905 -- Feb 27, Floor Collapse, Fire Scare, Trampling, Church Service, Brooklyn, NY-- 11
19. 1905 -- Aug 08, Collapse, John G. Myers Dry Goods Store, Pearl St., Albany, NY -- 13
20. 1906 -- July 23, Collapse, Amsden Building, South Framingham, MA -- ~12
21. 1906 -- Nov 09, Building Collapse, Bixby Hotel, Long Beach, CA -- 10
  
22. 1913 -- May 24, Auditorium floor collapse, Pine Ave. Municipal Pier, Long Beach CA--40-47
23. 1918 -- Jun 29, Overloaded floors, Ruff Building Collapse, Sioux City, IA -- 39
  
24. 1922 -- Jan 28, Roof Collapse, snow weight, Knickerbocker Theater, Wash. DC<sup>2407</sup> -- 98
25. 1923 -- March 31, Water tank/tower on roof fails, Fuller Brush Co., Hartford, CT -- 10
26. 1925 -- July 4, 2<sup>nd</sup> floor collapse into basement, Pickwick dance Club, Boston, MA --44-45
  
27. 1937 -- Aug 11, Heavy Rain, 3 Tenement Bldgs. Collapse, New Brighton, S.I., NY -- 19
  
28. 1946 -- Dec 12, Fire, vacant Knickerbocker Ice Plant wall falls onto Tenement, NYC<sup>2408</sup>-- 37

---

<sup>2405</sup> Cross-listed in Fire.

<sup>2406</sup> Cross listed in Fire.

<sup>2407</sup> Cross-listed in winter Storms.

<sup>2408</sup> Cross-listed in Fire, Structural. The fire was in the next-door ice plant. The roof of the ice plant collapsed due to the stress of fire-fighting operations, and caused a two-foot thick brick wall to fall onto and crush the tenement.

29. 1981 -- July 17, Hyatt Regency Walkway Collapse, Kansas City, MO -- 114
30. 1988 -- July 7, La Tienda Amigo Dept. Store Collapse, heavy rain, Brownsville, TX -- 14
31. 2003 -- June 29, Apartment Building Balcony Collapse, Lincoln Park, Chicago, IL -- 13
32. 2021 -- June 24, Champlain Towers South condo structural failure/collapse, Surfside, FL--97
- Other:** (Fewer than ten fatalities.)
- 1904 -- Sep 23, School Outhouse floor collapses, girls 8-14 drown, Pleasant Ridge, OH -- 9

**STRUCTURAL FAILURES -- Subset -- CONSTRUCTION WORK -- By Mortality**

1. 1978 -- Apr 27, scaffold collapses, Monongahela Power Co., Willow Island, WV -- 51
2. 1973 -- Feb 10, fire/gas explos./LNG tank concrete roof falls, Staten Island NY<sup>2409</sup> -- 40
3. 1892 -- June 15, bridge under construction over Licking Riv. collapses, Covington KY--27-31
4. 1987 -- Apr 23, construction collapse, L' Ambiance Plaza Apartments, Bridgeport, CT-- 28
5. 1880 -- July 21, tunnel construction blowout, Hudson & Manhattan (Hudson River) NY-- 21
6. 1893 -- Dec 15, crane/span fall, bridge construction, Louisville, KY/Jeffersonville, IN-- 21
7. 1864 -- July 20, structural collapse, Blockley Almshouse and Insane Asylum, Philly --16-18
8. 1895 -- Aug 13, construction collapse, Ireland Building, New York, NY -- 17
9. 1941 -- Dec 04, bridge construction collapse, Charter Oak Bridge, Hartford, CT -- 16
10. 1890 -- Jan 09, Bridge Caisson No. 1, floods, Ohio River, near Jeffersonville, IN -- 14
11. 1973 -- Mar 02, Skyline Plaza Apt. bldg. construction failure, Baileys Crossroads, VA-- 14
  
12. 1911 -- Mar 15, structural collapse, J.H. fall & Co. Bldg., 3<sup>rd</sup> Ave., Nashville, TN -- 13
13. 1982 -- Apr 15, construction failure, Indiana Highway Ramp, East Chicago, IL -- 13
14. 1981 -- Mar 27, construction failure, Harbour Cay Condominium, Cocoa Beach, FL -- 11
15. 1877 -- May 11, unfinished court-house walls fail, killing workers, Rockford IL -- 10
16. 1891 -- Dec 04, wall falls, previously fire-damaged Shepard building, St. Paul, MN<sup>2410</sup>-- ~10
17. 1903 -- Oct 19, ropes break, Wabash Railroad Bridge construction, Pittsburgh, PA -- 10
18. 1911 -- June 30, collapse of pumping station roof, under construction, Buffalo, NY -- 9-10
19. 1916 -- May 15, dynamite blast, adjacent site, Crystal Rest. collapses, Akron, OH <sup>2411</sup> -- 9-10
20. 1937 -- Feb 17, construction scaffolding collapse, Golden Gate Bridge, San Fran., CA-- 10
21. 1956 -- Oct 03, building collapse (under const.), Consumers Power Co., Jackson, MI -- 10

**Other:** (Fewer than ten fatalities.)

- 1979 -- Aug, construction failure, Rosemont Horizon Arena, Chicago, IL -- 5
- 1971 -- Jan 25, construction failure, 16-story apartment building, Boston, MA -- 4

---

<sup>2409</sup> Cross-listed in Explosions and in Fires. This was an LNG tank which was being cleaned and worked-on. A flash fire called a residual gas explosion which caused the tank concrete ceiling to fall onto workers.

<sup>2410</sup> Approximately fifteen workmen were working near a wall of building that had burned about two-weeks before.

<sup>2411</sup> Cross-listed in Explosions. This was a construction-site dynamite blast, which caused a faultily-constructed structure next-door to collapse.

**Structural Failures subset – DAM, DIKE and LEVEE Failures Subset<sup>2412</sup> – By Fatalities**

1. 1889 -- May 31, South Fork Dam Failure, Flood, Fire, Johnstown, PA\* --2,209-3,188
2. 2005 -- Aug 29, Levee Failure due to Hurricane Katrina, New Orleans, LA --1,253
3. 1913 -- Mar 23-27, Ohio Valley Flooding/dam/levee failures, esp. OH, IN, IL<sup>2413</sup> --700-732
4. 1927 -- Late March-July, flooding, levee breaks upper and esp. lower MS River\* --246-500
5. 1928 -- Mar 12-13, St. Francis Dam Failure/Flood, Santa Clara Riv. valley, CA\* --370-431
6. 1892 -- June 5, Dam Failure, Oil Fire, Titusville, Oil City, PA<sup>2414</sup> -- 350
7. 1912 -- Mar-Apr, Flooding/Levee Failures, MS Riv., IL, TN, MS, KY, AR, MO, LA\*-- 245
8. 1972 -- June 9-10, Downpour/Dam Failure/Flash Flood, Black Hills, Rapid City, SD-236-238
9. 1927 -- Nov 2-4, New England Flooding, Sharon Dam Fails, Winooski River, VT<sup>2415</sup> -- 200
10. 1913 -- Dec 1-5, TX Floods/Levee Failures, Brazos, Other Valleys, Cent., East TX\* -- 187
  
11. 1862 -- June 4/5, Great Flood of '62, Flooding & Dam Failures, Lehigh River, PA\* -- ~150
12. 1911 -- Sep 30, Bayliss Dam Failure, Freeman Run Valley, Austin, PA\* --78-149
13. 1874 -- May 16, Mill River Reservoir Dam Fails, 4 villages, esp. Williamsburg MA -- 138-139
14. 1972 -- Feb 26, Impoundment Dam Failure, Buffalo Creek Mining Co., Saunders WV\*-- 125
15. 1921 -- June 2, Arkansas River Levee Failures, Pueblo County, CO\* -- 120
16. 1890 -- Feb 22, Dam Failure, Walnut Grove, AZ\* -- 100
17. 1977 -- July 20, Dam Failures, Flash Floods, Johnstown & Tanneryville, PA\* -- 84
18. 1955 -- Dec, Flooding, Feather River Levee Failure, Northern two-thirds of CA\* -- 76
19. 1916 -- Jan 14-30, heavy rain, Southern CA flooding, Lower Otay Dam failure\* --22-60
20. 1850 -- Sep 02, rainstorm, Mauch Chunk Dam fails, flood, Tamaqua, Pottsville PA\* -- ~54
21. 1965 -- Sep 9-10, Hurricane Betsy, levee breaks, New Orleans and South LA<sup>2416</sup> -- ~50
22. 1876 -- July 04, storm, flash flood, dam failure, Rockdale, IA\* --41-42
23. 1977 -- Nov 06, heavy rain, Kelly Barnes Dam failure, Toccoa Falls Bible College, GA-- 39
24. 1916 -- Aug 02-03, cloudburst, Mill Dam fails, flash flood, ~New Tazewell, TN\* --27-38
25. 1964 -- June 8, rain/Swift & Two Medicine dams fail/flooding, esp. Blackfeet Res., NW MT--34-35
26. 1898 -- Apr 03, levee fails, flash flood, Shawneetown, IL\* --25-33
27. 1900 -- Apr 07, heavy rain, Austin (McDonald) Dam failure/flooding, Austin, TX\* -- ≥24
28. 1903 -- July 05, cloudburst, dam failure, flood, Oakford Park (~Pittsburgh), PA\* --20-23
29. 1906 -- Dec 3, rain, Detroit Copper Mining Co. dam fails, flash flood, Clifton, AZ --18-20
30. 1924 -- Dec 24, Mathieson Alkali Works "Muck" dam fails, Palmertown/Saltville, VA-- 19
31. 1840 -- Apr 13, downpour, flooding, dams fail, esp. Pocasset River, Simmonsville, RI\*-- 18
32. 1948 -- May 30, flooding, dikes collapse, Columbia River, esp. Vanport City, OR\* -- ≥15
33. 1994 -- July 04-10, Tropical Storm Alberto flooding, dam failures, Americus, GA<sup>2417</sup> -- ≥15
34. 1986 -- Feb 11-24, heavy rain, flooding, levee failures, Northern CA, NV\* -- 14
35. 1869 -- Jan 31, dam failures and flood, Upper/Lower Kohanza/Flint, Danbury, CT\* --11-13
36. 1976 -- June 05, Teton Dam failure/flood, Teton River, ~Newdale, Southeast Idaho\* --11-12

<sup>2412</sup> An asterisk following the description indicates a cross-listing in Floods

<sup>2413</sup> Only a subset of fatalities can be attributed to the failures of dams, dikes and levees. Cross-listed in Flooding.

<sup>2414</sup> Cross-listed in Fire, Structural, and in Flooding

<sup>2415</sup> Cross-listed in Flooding; some of the flooding fatalities were attributable to the Sharon Dam failure.

<sup>2416</sup> This is our guesstimate. There were 81-87 fatalities in LA, on the order of 50 of them in New Orleans from drowning. Most of the drownings took place due to the very rapid rise of water when nearby levees breached.

<sup>2417</sup> Cross-listed in Flooding and in Hurricanes/Tropical Storms. There were 34-37 total deaths. At least 15 of these were attributable to flash flooding in Americus, GA after the failure of a series of earthen dams in the area.

**Other:** (Fewer than ten fatalities.)

1886 -- Apr 20, rain, Mud Pond Reservoir Dam/Mt. Lake fails/flood, East Lee, MA -- 7



**Structural Failures subset – DAM, DIKE and LEVEE Failures Subset – Chronological<sup>2418</sup>**

1. 1840 -- Apr 13, Downpour, Flooding, Dams Fail, esp. Pocasset Riv. Simmonsville, RI\*-- 18
2. 1850 -- Sep 02, Rainstorm, Mauch Chunk Dam Fails, Flood Tamaqua, Pottsville PA\* -- ~54
3. 1862 -- June 4/5, Great Flood of '62, Flooding & Dam Failures, Lehigh River, PA\* -- ~150
4. 1869 -- Jan 31, Dam Failures/Flood, Upper & Lower Kohanza, Flint's, Danbury, CT\* --11-13
5. 1874 -- May 16, Mill River Reservoir Dam Fails, 4 villages, esp. Williamsburg MA--138-139
6. 1876 -- July 04, Storm, Flash Flood, Dam Failure, Rockdale, IA\* --41-42
7. 1889 -- May 31, South Fork Dam Failure, Flood, Fire Johnstown, PA\* --2,209-3,188
8. 1890 -- Feb 22, Dam Failure, Walnut Grove, AZ\* -- 100
9. 1892 -- June 5, Dam Failure, Oil Fire, Titusville, Oil City, PA<sup>2419</sup> -- 350
10. 1898 -- Apr 03, Levee Fails, Flash Flood, Shawneetown, IL\* --25-33
11. 1900 -- Apr 07, Heavy rain, Austin (McDonald) Dam Failure/Flooding, Austin, TX\* -- ≥24
12. 1903 -- July 05, Cloudburst, Dam Failure, Flood, Oakford Park (~Pittsburgh), PA\* --20-23
13. 1906 -- Dec 03, Rain, Detroit Copper Mining Co. dam fails, flash flood, Clifton, AZ --18-20
14. 1911 -- Sep 30, Bayliss Dam Failure, Freeman Run Valley, Austin, PA\* --78-149
15. 1912 -- Mar-Apr, Flooding/Levee Failures, MS Riv., IL, TN, MS, KY, AR, MO, LA\*-- 245
16. 1913 -- Mar 23-27, Ohio Valley Flooding/dam/levee failures, esp. OH, IN, IL<sup>2420</sup> --700-732
17. 1913 -- Dec 1-5, TX Floods/Levee Failures, Brazos, Other Valleys, Cent., East TX\* -- 187
18. 1916 -- Jan 14-30, Heavy Rain, So. CA Flooding, Lower Otay Dam Failure\* --22-60
19. 1916 -- Aug 2-3, Cloudburst, Mill Dam Fails, Flash Flood, ~New Tazewell, TN\* --27-38
20. 1921 -- June 2, Arkansas River Levee Failures, Pueblo County, CO\* -- 120
21. 1924 -- Dec 24, Mathieson Alkali Works "Muck" dam fails, Palmertown/Saltville, VA-- 19
22. 1927 -- Late March-July, flooding, levee breaks upper and esp. lower MS River\* --246-500
23. 1927 -- Nov 2-4, New England Flooding, Sharon Dam Fails, Winooski River, VT<sup>2421</sup> -- 200
24. 1928 -- Mar 12-13, St. Francis Dam Failure/Flood, Santa Clara Riv. valley, CA\* --370-431
25. 1948 -- May 30, Flooding, Dikes Collapse, Columbia River, esp. Vanport City, OR\* -- 55
26. 1955 -- Dec, Flooding, Feather River Levee Failure, Northern two-thirds of CA\* -- 76
27. 1964 -- June 8, rain/Swift & Two Medicine dams fail/flooding, esp. Blackfeet Res., NW MT--34-35
28. 1965 -- Sep 9-10, Hurricane Betsy, levee breaks, New Orleans and South LA<sup>2422</sup> -- ~50
29. 1972 -- Feb 26, Impoundment Dam Failure, Buffalo Creek Mining, Saunders, WV\* -- 125
30. 1972 -- June 9-10, Downpour/Dam Failure/Flash Flood, Black Hills, Rapid City, SD --236-238
31. 1976 -- June 5, Teton Dam failure/flood, Teton River, ~Newdale, Southeast Idaho\* --11-12
32. 1977 -- July 20, Dam Failures, Flash Floods, Johnstown & Tanneryville, PA\* -- 84
33. 1977 -- Nov 6, heavy rain, Kelly Barnes Dam Failure, Toccoa falls Bible College, GA-- 39
34. 1986 -- Feb 11-24, Heavy Rain, Flooding, Levee Failures, Northern CA, NV\* -- 14
35. 1994 -- July 4-10, Tropical Storm Alberto Flooding, Dam Failures, Americus, GA<sup>2423</sup> -- ≥15
36. 2005 -- Aug 29, Levee Failure due to Hurricane Katrina, New Orleans, LA\* --1,253

---

<sup>2418</sup> If followed by an asterisk, cross-listed in Flooding.

<sup>2419</sup> Cross-listed in Fire, Structural, and in Flooding

<sup>2420</sup> Only a subset of fatalities can be attributed to the failures of dams, dikes and levees. Cross-listed in Flooding.

<sup>2421</sup> Cross-listed in Flooding; some of the flooding fatalities were attributable to the Sharon Dam failure.

<sup>2422</sup> This is our guesstimate. There were 81-87 fatalities in LA, about 50 of them, if not more, in New Orleans from drowning. Most of the drownings took place due to the very rapid rise of water when nearby levees breached.

<sup>2423</sup> Cross-listed in Flooding and in Hurricanes/Tropical Storms. There were 34-37 total deaths. At least 15 of these were attributable to flash flooding in Americus, GA after the failure of a series of earthen dams in the area.

**Other:** (Fewer than ten fatalities.)

1886 -- Apr 20, Rain, Mud Pond Reservoir Dam/Mt. Lake Fails/Flood, East Lee, MA-- 7

**Structural Failures Subset – Other (Bonfire Stack, Bridge, Dock/Gangplank/Pier/Wharf, Stadium Stands, Tank) -- By Mortality**

1. 1883 -- July 23, pier fails, North Point, Tivoli Park, Baltimore, MD --63-70
2. 1912 -- Jun 23, pier/dock collapse, Eagle Park, Niagara River, near Buffalo, NY -- 39
3. 1980 -- May 9, Summit Venture hits Sunshine Skyway Bridge, Collapse, Tampa FL<sup>2424</sup>-- 35
4. 1856 -- July 01, wharf fails, Reed Street, Delaware River, Philadelphia, PA --10-20
5. 1919 -- Jan 15, molasses tank failure, US Industrial Alcohol Co., Boston, MA -- 21
6. 1899 -- Aug 06, gangplank fails, drownings, Mount Desert Ferry ~ Bar Harbor ME -- 20
7. 2002 -- May 26, barge hits bridge, span collapse, Webbers falls, OK<sup>2425</sup> -- 14
8. 1903 -- Aug 08, bleacher collapses, National Baseball Park, Philadelphia, PA -- 12
9. 1999 -- Nov 17/18, bonfire stack collapse, Texas A&M, College Station, TX -- 12
10. 2000 -- Aug 19, El Paso Natural Gas Pipeline Rupture and Fire, Carlsbad, NM<sup>2426</sup> -- 12
11. 1868 -- July 04, drawbridge/plank to boat at wharf gives way, drownings, Oakland, CA-- ≥11
12. 1913 -- Jun 30, Walkway/Gangway failure, drownings, Merrimac River, Lawrence, MA-- 11
13. 1972 -- Nov 7, freighter Hits Sidney Lanier Bridge, Span Collapse, Brunswick GA<sup>2427</sup>-- 10
- 2024 -- Oct 19, ferry dock gangway collapse, Sapelo Island, GA -- 7

---

<sup>2424</sup> Cross-listed under Maritime and Road/Highway. More of a knock-down than a failure.

<sup>2425</sup> Cross-listed under Maritime and Road/Highway

<sup>2426</sup> Cross-listed in Explosions and in Fires-Structural.

<sup>2427</sup> Cross-listed under Maritime and Road/Highway. More of a knock-down than a failure.

**Structural Failures Subset – Other (Bonfire Stack, Bridge, Dock/Gangplank/Pier/Wharf, Stadium Stands, Tank) -- Chronological**

1. 1856 -- July 01, wharf fails, Reed Street, Delaware River, Philadelphia, PA --10-20
2. 1868 -- July 04, drawbridge/plank to boat at wharf gives way, drownings, Oakland CA-- ≥11
3. 1883 -- July 23, pier fails, drownings, North Point, Tivoli Park, Baltimore, MD --63-70
4. 1899 -- Aug 06, gangplank fails, drownings, Mount Desert Ferry near Bar Harbor, ME-- 20
5. 1903 -- Aug 08, bleacher collapses, National Baseball Park, Philadelphia, PA -- 12
6. 1912 -- June 23, pier/dock collapse, Eagle Park, Niagara River, near Buffalo, NY -- 39
7. 1913 -- June 30, walkway/gangway failure, drownings, Merrimac River, Lawrence, MA-- 11
8. 1919 -- Jan 15, molasses tank failure, US Industrial Alcohol Co., Boston, MA -- 21
9. 1972 -- Nov 07, freighter hits Sidney Lanier Bridge, span collapses, Brunswick GA<sup>2428</sup>-- 10
10. 1980 -- May 09, *Summit Venture* hits Sunshine Skyway Bridge, collapse, Tampa FL<sup>2429</sup>-- 35
11. 1999 -- Nov 17/18, bonfire stack failure, Texas A&M, College Station, TX -- 12
12. 2000 -- Aug 19, El Paso Natural Gas Pipeline rupture and fire, Carlsbad, NM<sup>2430</sup> -- 12
13. 2002 -- May 26, barge hits bridge, span collapse, Webbers falls, OK<sup>2431</sup> -- 14
  
- 2024 -- Oct 19, ferry dock gangway collapse, Sapelo Island, GA -- 7

---

<sup>2428</sup> Cross-listed under Maritime and Road/Highway.

<sup>2429</sup> Cross-listed under Maritime and Road/Highway.

<sup>2430</sup> Cross-listed in Explosions and in Fires-Structural.

<sup>2431</sup> Cross-listed under Maritime and Road/Highway

## **TAINTED FOOD, DRUGS and MEDICATIONS (unintentional) -- By Mortality**

1. 1924-25 -- Nov-Feb, typhoid fever from West Sayville, LI, NY contaminated raw oysters--~150
  2. 1937 -- Sep-Oct, Elixir Sulfanilamide med. poisoning when diethylene glycol added-105-106
  3. 1985 -- Apr-July 28, Listeria food poisoning; unpasteurized milk contaminated cheese, esp. LA Co., CA<sup>2432</sup>-85-95
  4. 1941 -- Sulfathiazole Winthrop Poisoning (tablets contaminated with phenobarbital) --  $\geq$ 82
  5. 1800 -- July-Oct smallpox epidemic blamed on virulent smallpox vaccine, Marblehead MA<sup>2433</sup>--68
  6. 2012 -- Fungal meningitis outbreak from tainted steroid injections, esp. MI/19 TN/16 -- 64
  7. 1911 -- May, Septic sore throat (from hemolytic streptococcus in milk), Boston, MA --38-48
  8. 1942 -- Nov 18, Sodium fluoride poisoning, patients/staff, OR State Hosp., Salem, OR-- 47
  9. 2011 -- Aug-Oct, Listeriosis food poisoning; cantaloupes; packing facility ~Holly, CO-- 33
  10. 1922 -- Mar 24-Apr 24, Septic Sore Throat epidemic; contaminated milk, Portland, OR-- 22
  
  11. 1998 -- Aug-Feb 1999 -- Listeria tainted hot dog and deli meat food poisoning deaths -- 21
  12. 1919 -- Late Aug-Oct 18, Botulism, canned Cal. Olives, Canton OH, Detroit MI, Java MT--17-19
  13. 1901 -- Oct 19-Nov 7, Tetanus tainted (horse blood) diphtheria antitoxin, St Louis, MO-- 13
  14. 1924 -- Feb 2, Food Poisoning (botulism, home-canned green beans) ~Albany, OR -- 12
  15. 1940 -- Nov 11, Roach-killer tainted pancakes food poisoning, Salvation Army Ctr., Pittsburgh PA--12
  16. 2002 -- July-Sep, Food poisoning Listeriosis outbreak, sliceable turkey deli meat -- 7-10
- Other:
- 1901 -- Nov, Tetanus-tainted smallpox vaccination deaths, Camden, NJ -- 9
  - 2008 -- Sep-March, 2009; Salmonella food poisoning; peanut butter; ID/MN/NC/OH/VA-- 9

---

<sup>2432</sup> All deaths are associated with contaminated from one cheese producer, Jalisco, in Los Angeles County, which, with at least 43 deaths, out of 85 in California, had the highest number of deaths. There were at least ten deaths in several other states from the same source. About half of all deaths were stillborns or miscarriages.

<sup>2433</sup> Cross-listed in Diseases.

## **TAINTED FOOD, DRUGS and MEDICATIONS (unintentional) -- Chronological**

1. 1800 -- July-Oct smallpox epidemic blamed on virulent smallpox vaccine, Marblehead MA<sup>2434</sup> --68
2. 1901 -- Oct 19-Nov 7, Tetanus tainted (horse blood) diphtheria antitoxin, St Louis, MO-- 13  
1901 -- Nov, Tetanus-tainted smallpox vaccination deaths, Camden, NJ -- 9
3. 1911 -- May, Septic sore throat (from hemolytic streptococcus in milk), Boston, MA --38-48
4. 1919 -- Late Aug-Oct 18, Botulism, canned Cal. Olives, Canton OH, Detroit MI, Java MT-17-19
5. 1922 -- Mar 24-Apr 24, Septic Sore Throat epidemic; contaminated milk, Portland, OR-- 22
6. 1924 -- Feb 2, Food Poisoning (botulism, home-canned green beans) ~Albany, OR -- 12
7. 1924-25 -- Nov-Feb, typhoid fever from West Sayville, LI, NY contaminated raw oysters--~150
8. 1937 -- Sep-Oct, Elixir Sulfanilamide med. poisoning when diethylene glycol added-105-106
9. 1940 -- Nov 11, Roach-killer tainted pancakes food poisoning, Salvation Army Ctr., Pittsburgh PA--12
10. 1941 -- Sulfathiazole Winthrop Poisoning (tablets contaminated with phenobarbital) -- ≥82
11. 1942 -- Nov 18, Sodium fluoride poisoning, patients/staff, OR State Hosp., Salem, OR-- 47
12. 1985 -- Apr-July 28, Listeria food poisoning; unpasteurized milk contaminated cheese, esp. LA Co., CA<sup>2435</sup>-85-95
13. 1998 -- Aug-Feb 1999 -- Listeria tainted hot dog and deli meat food poisoning deaths -- 21
14. 2002 -- July-Sep, Food poisoning Listeriosis outbreak, sliceable turkey deli meat -- 7-10  
2008 -- Sep-March, 2009; Salmonella food poisoning; peanut butter; ID/MN/NC/OH/VA-- 9
15. 2011 -- Aug-Oct, Listeriosis food poisoning; cantaloupes; packing facility ~Holly, CO-- 33
16. 2012 -- Fungal meningitis outbreak from tainted steroid injections, esp. MI/19 TN/16 -- 64

---

<sup>2434</sup> Cross-listed in Diseases.

<sup>2435</sup> All deaths are associated with contaminated from one cheese producer, Jalisco, in Los Angeles County, which, with at least 43 deaths, out of 85 in California, had the highest number of deaths. There were at least ten deaths in several other states from the same source. About half of all deaths were stillborns or miscarriages.

**TORNADOES / Tornadic-like– Deadliest American -- By MORTALITY**

1. 1925 -- Mar 18, tornadoes, esp. Tri-State Tornado (IL/IN/MO) 695; AL/KY/TN --740-792  
1842 -- June 16, tornado, Adams County, MS -- do not think this happened -- 500
2. 1884 -- Feb 19-20, Enigma SE tornadoes, AL, GA, KY, LA, MS, NC, SC, VA --178-420
3. 1932 -- Mar 21-22, “Deep South” tornadoes, AL $\geq$ 268, GA/37, KY/2, SC/3, TN/22 --332-350
4. 2011 -- Apr 27, tornadoes, storms, flash floods, AL, AR, MS, TN, GA, VA, KY --341-350
5. 1974 -- Apr 03-04, tornadoes, esp. AL/GA/IL/IN/KY/MI/NC/OH//TN/VA/WV --294-342
6. 1908 -- Apr 23-25, tornadoes, AL/37-38, AR/6, GA/30, LA/85, MS/ $\leq$ 139, NE, TX/8 -- 324
7. 1840 -- May 07, tornado, Natchez, and on the MS river (e. g. *Hinds*); LA Plantations --  $\geq$ 318
8. 1896 -- May 27, tornadoes IL and MO. Particularly St. Louis, MO -- 306
9. 1965 -- Apr 11, storms/Palm Sunday tornado outbreak, IL/IN/IA/MI/OH/WI --260-271
10. 1936 -- Apr 05, tornadoes, AL/8, AR/1, MS/224-233, TN/16, esp. Tupelo, MS --249-258
  
11. 1920 -- Apr 20, tornados, MS (131), AL (92) -- 223
12. 1952 -- Mar 21-22, tornadoes, AL/4, AR/110-112, MS/9, MO/17, TN/72-75 --212-217
13. 1927 -- May 09, tornadoes, AR/70, MO/93 (esp. Poplar Bluff/83), TX/40, IL/7, LA/1 --  $\geq$ 211
14. 1936 -- Apr 6, tornadoes and fires (esp. Cooper Pants Factory), Gainesville, GA<sup>2436</sup> -- 203
15. 1913 -- Mar 23, Easter Sunday tornados, LA, MO, esp. Omaha, NE, IN, IA --194-196
16. 1947 -- Apr 09, tornadoes, Glazier, Higgins TX/69; OK/113-116, esp. Woodward/107 --181-185
17. 1860 -- June 3, tornadoes, IA/117, esp. Camanche/~42, Albany area, IL/31, MS Riv./23--171-175
18. 1880 -- Apr 18, tornadoes, AR/10, IL/KS/OK 1 ea., MO/152, esp. Marshfield MO/99-- 165
19. 2011 -- May 22, tornado, Joplin, MO --159-163
20. 1916 -- June 05, tornado outbreak, AR, IL, MO, MS, TN --76-160
21. 1942 -- Mar 16-17, tornadoes, AL/2, IN/2, IL/22, KY/24, MS/85, TN/25 --159-160
22. 1890 -- Mar 27, tornadoes, MO-IL, IL, MO-KY, MO-IL, KY-IL-KY, TN, KY --113-156
23. 1920 -- Mar 28, Palm Sunday tornadoes, esp. GA/37 OH/29 IL/28 IN/28 AL/18, MI/13 -- 154
24. 1944 -- June 23, Appalachian tornadoes, WV/103 (esp. Shinnston area), MD/5 PA/45 -- 153
25. 1909 -- Apr 29, tornadoes, AL, AR, IL, MS, MO, TN --132-146
26. 1953 -- June 08, tornadoes, MI/125 (especially Flint/115), OH/18 -- 143
27. 1920 -- Apr 20, tornadoes, MS -- 131
28. 1945 -- Apr 12, tornadoes, OK/102 (Antlers/69; Muskogee Co./13), AR/21, MO/5 -- 128
29. 1953 -- May 11, tornadoes, Tom Green and McLennan Counties (Waco/114), TX -- 127
30. 1971 -- Feb 21, tornadoes, Delhi LA/11; MS/110, esp. Pugh City/22, Inverness/19, Cary/14-- 121
31. 1875 -- Mar 20, SE tornado outbreak, especially GA, also AL, NC, SC --93-120
32. 1905 -- May 10, F5 tornado, Lock hamlet & esp. Snyder, Kiowa Co. & area, OK --97--120
33. 1899 -- June 12, tornado New Richmond, St. Croix County, WI -- 119
34. 1902 -- May 18, TX tornado outbreak, esp. Goliad, TX -- 118
35. 1903 -- June 01, tornado, Gainesville (includes former mill village of New Holland), GA--98-113
36. 1955 -- May 25, KS/OK tornadoes, esp. Udall/77, Cheyenne/5, KS; Blackwell, OK/20-- 104
37. 1917 -- May 26, tornado, 7 counties, especially Coles County (Mattoon), IL -- 101
38. 1860 -- May 21, tornado, Louisville, KY to Portsmouth, OH -- 100
39. 1882 -- June 18, tornado, Grinnell, Iowa -- 100
40. 1875 -- May 1, tornadoes, AL, GA, SC --86-99
41. 1953 -- June 9, F4 tornado; Worcester/60, Holden/9, Shrewsbury/12, Westborough/6, MA -- 94

<sup>2436</sup> Cross-listed in Fire-Structural. Approximately 40-70 people died in the Pants Factory fire.

42. 1920 -- Apr 20, tornadoes, AL -- 92  
 43. 2021 -- Dec 10, tornadoes and severe weather, AR/2, IL/6, KY/76, MO/2, TN/5 -- ≥91

**TORNADOES – Deadliest American -- By MORTALITY – (continued):**

44. 1924 -- June 28, OH tornadoes, Portage Co./3, Sandusky/9, esp. Lorain/>64, OH -- ≥89  
 45. 1933 -- Mar 30/31, tornado outbreak/high winds, AL/2, AR/1, LA/11, MS/56, TX/18 -- 88  
 46. 1927 -- Sep 29, tornadoes, St. Louis City/County, MO/78; Madison Co. IL/7, AR/1 -- 86  
 47. 1883 -- Apr 22, tornado, MS -- 81  
 48. 1930 -- May 06, tornadoes, TX -- 81
49. 1886 -- Apr 14, tornadoes, Sterns/Benton (Sauk Rapids)/Morrison Counties, MN -- 79  
 50. 1913 -- Mar 13/14, tornado outbreak, AL, AR, GA, LA, MS, TN, TX -- 78  
 51. 1985 -- May 31, tornadoes, OH (11 fatalities) and PA (65-67 fatalities) --76-78  
 52. 1909 -- Oct 14, tornado outbreak, esp. AL (11-21), AR (2), GA (1-2), TN (42-50) --56-75  
 53. 1927 -- Apr 12, tornado, Rock Springs, TX -- 74  
 54. 1896 -- May 15, Sherman, Texas tornado -- 73  
 55. 1893 -- July 06, tornado, Cherokee/Buena Vista/Pocahontas/Calhoun counties, IA -- 71  
 56. 1920 -- May 02, tornado, Peggs, Cherokee County, OK -- 71  
 57. 1968 -- May 15, tornado outbreak, esp. AR/45, IA/18, IL/8; also, IN, KS, OH, MO -- 71
58. 1900 -- Nov 20, tornado, MS, TN -- 69  
 59. 1872 -- Jun 17, F5 tornado, Greene, Boone Story, Marshall, Jasper, Poweshiek, IA -- 68  
 60. 1909 -- Mar 08, tornadoes, AR -- 67  
 61. 1917 -- May 27, tornado, TN, KY -- 67  
 62. 1917 -- May 30, tornadoes (8), MO -- 67  
 63. 1924 -- Apr 30, tornadoes, SC -- 67  
 64. 1984 -- Mar 28, tornadoes and severe weather, NC (42-44) and SC (21) --63-65  
 65. 1894 -- Sep 21, tornado outbreak (5) IA and MN -- 63  
 66. 1899 -- Apr 27, tornado, Kirksville and Newtown, MO -- 63  
 67. 2008 -- Feb 5-6, “Super Tuesday” tornado outbreak, AL, AR, KY, TN --62-63  
 68. 1883 -- May 18, tornado outbreak, IL and WI -- 62  
 69. 1921 -- Apr 21, tornado, northeast TX and AR -- 61  
 70. 1942 -- Apr 27, tornadoes, Rogers, Mayes (Pryor), counties, OK --56-60
71. 1919 -- Jun 22, tornado, Fergus falls, Ottertail County, MN --50-59  
 72. 1926 -- Nov 25, tornadoes, Thanksgiving Day, AR -- 58  
 73. 1949 -- Jan 3, AR tornadoes, especially Warren (55), Bradley County, AR --57-58  
 74. 1967 -- Apr 21, tornadoes, Northern IL, esp. Oak Lawn area (33) and Belvidere (24) -- 58  
 75. 1966 -- Mar 03, tornado, Hinds/19 (Jackson), Rankin/6, Scott/26, Leake/6 counties, MS-- 57  
 76. 1979 -- Apr 10, tornadoes, Red River Valley (especially Wichita falls, TX), OK, TX --56-57  
 77. 1919 -- Apr 09, tornadoes, TX -- 56  
 78. 1921 -- Apr 15, tornadoes, Miller, Hempstead, Pile, Yell, Pope Counties, AR -- 56  
 79. 1898 -- Jan 11, tornado, Fort Smith, Arkansas -- 55  
 80. 1898 -- May 18, tornadoes, IA, IL, WI -- 55  
 81. 1929 -- Apr 10, tornado outbreak, AR -- 55



82. 1999 -- May 03, tornadoes (74; 58 in OK); KS (6 deaths) & especially OK (45)<sup>2437</sup> --51-55  
 83. 1933 -- Mar 14, tornado outbreak, esp. Nashville, Pruden, Kingsport area, TN --45-52  
 84. 1949 -- May 21, tornadoes, IL/9 deaths, IN/17, MO/25, esp. Cape Girardeau area/23 -- 51  
 85. 1892 -- June 15, tornado outbreak, Multiple Counties, MN --40-50  
 86. 1908 -- May 13, tornado outbreak, Caddo, Bossier, & 5 other Counties, LA -- 50  
 87. 1917 -- May 27-28, tornado outbreak (7), AL -- 50

**TORNADOES – Deadliest American -- By MORTALITY – (Cont.)**

88. 1929 -- Apr 25, tornado outbreak, GA -- 49  
 89. 1896 -- May 25, tornado outbreak, IL and MI -- 47  
 90. 1936 -- Apr 1-2, tornado outbreak, AL/1 GA (especially Cordele) 30, NC/15, SC/1 --45-47  
 91. 1939 -- Apr 16, tornadoes, TX (6), AR (33) and LA (8) -- 47  
 92. 1917 -- Mar 23, tornadoes, IL, Jefferson Co., KY, esp. New Albany, Floyd Co., IN -- 46  
 93. 2011 -- Apr 14-16, storms, wind, tornadoes, flash floods, AL, AR, MS, NC, OK, VA -- 46  
 94. 1957 -- May 20, tornado, KS/6 & KC MO suburbs/33, esp. Hickman Mills-Ruskin Heights--39-44  
 95. 1884 -- Mar 25, storm system spawns tornadoes, AL, GA, SC, NC, KY, IN, OH --30-43  
 96. 1938 -- Mar 30, tornado outbreak, AR (11), IL (13), KS (11), MO (6) -- 41  
 97. 1945 -- Feb 12, tornadoes, AL/38 (esp. Montgomery and Sumter counties) and MS/5 -- 43  
 98. 1948 -- Mar 19, tornadoes, MO/4, KY/2, OH/4, IL/33, especially Bunker Hill/19 -- 43  
 99. 1919 -- Mar 16, tornado outbreak, LA and MS, especially Isola, MS -- 42  
 100. 1950 -- Feb 11-13, tornadoes. Feb 11-12: TX (8) and LA (25). Feb 13: TN (9) -- 42  
 101. 1998 -- Feb 22-23, tornadoes, Orange, Osceola, Seminole, Volusia Counties, FL -- 42  
 102. 1879 -- May 30, tornadoes, MO, KS, NE -- >40  
 103. 1880 -- May 28, tornado, Fannin County, TX -- 40  
 104. 1883 -- Aug 21, tornado outbreak, MN -- 40  
 105. 1994 -- Mar 27, tornadoes, esp. Cherokee/20, Pickens/9, Lumpkin/3 counties, AL -- 40  
  
 106. 1944 -- Apr 10, AR tornadoes, especially Duncan area (14) Monroe County, AR -- 39  
 107. 2012 -- Mar 02, tornadoes, Midwest and South, esp. AL, GA, IN, KY, OH, TN -- 39  
  
 108. 1953 -- Dec 05, F5 tornado, Warren County, MS, especially Vicksburg, MS -- 38  
 109. 2003 -- May 04, tornadoes, SE KS (8) MO (19) TN (11) esp. Denmark area -- 38  
  
 110. 1884 -- Feb 19, tornadoes, MS-AL, AL-GA, KY, GA-SC -- 37  
 111. 1893 -- Apr 25, tornado, Cleveland, Grady, Logan, McClain, Payne Counties, OK -- 37  
 112. 1904 -- Jan 22, tornado, Hale-Tuscaloosa Counties (Moundville), AL -- 37  
 113. 2014 -- Apr 27-28, tornadoes, AR, OK, IA, AL, MS, TN, especially AR and MS -- 37  
  
 114. 1918 -- Aug 21, tornado, Brookings County SD / Lincoln, Lyon Counties, MN -- 36  
 115. 1933 -- May 09, tornado, Monroe/Cumberland/Adair/Russell, KY -- 36  
  
 116. 1933 -- May 10, tornado, Overton/Pickett, TN -- 35  
 117. 1942 -- June 12, tornado, Oklahoma County, OK -- 35

<sup>2437</sup> We show range of 51-55 because while we have a National Weather Service source noting 55 fatalities we note other NWS and NOAA sources noting 45-46. Have identified fifty-one deaths, including five indirect fatalities.

118. 1947 -- June 01, tornado, F4, Jefferson County, especially Pine Bluff area, AR -- 35

**TORNADOES – Deadliest American -- By MORTALITY – continued:**

119. 1878 -- Aug 09, tornado, Wallingford, New Haven County, CT --27-34  
120. 1905 -- May 08, tornado, McPherson and Saline Counties, KS -- 34  
121. 1909 -- May 30, tornado, Brown County, TX -- 34  
122. 1913 -- Mar 21, tornadoes (5), AL -- 34  
123. 1917 -- June 05, tornado, Cooper/Boone/Audrain/Wright/Ray/Carroll counties, MO -- 34  
124. 1924 -- Sep 21, tornadoes, WI -- 34  
125. 1933 -- May 01, tornadoes (2), Webster/Bienville/Claiborne, LA -- 34  
126. 1998 -- Apr 08, tornadoes, Oak Grove, Moody Counties, Birmingham, AL -- 34  
127. 2002 -- Nov 10, tornado outbreak, AL (12) MS (1) OH (5) PA (1) TN (15) -- 34  
128. 2020 -- Apr 13, storms/tornadoes, esp. LA, AR (1), MS (12), GA/8, SC/9, NC/1, TN/3-- 34
129. 1921 -- Feb 10, tornado, Oconee and Gardner (Washington County), GA -- 32  
130. 1938 -- Sep 29, tornadoes, Charleston and area, SC -- 32  
131. 1960 -- May 05, OK tornado outbreak, multiple locales, especially Wilburton (13) OK-- 32  
132. 1969 -- Jan 23, tornado, esp. Copiah/11, Simpson/12, Smith/9 Counties, central MS -- 32  
133. 2023 -- Mar 31, tornadoes, deaths in 7 states; AL/1, AR/5, IL/4, IN/5, MS, TN/15, DE-- 32
134. 1942 -- May 02, tornadoes, IL (1 death), KS (3), MO (1) OK (26), esp. Chilesville area--31  
135. 1982 -- Apr 2, tornadoes, AR/IL/IA/KS/LA/MS/NE/OK/TN/TX esp. AR/15, MS/3, MO/2 TX/11--31
136. 1814 -- Aug 25, tornado, Washington, D.C. -- <30  
137. 1818 -- Aug 15, tornado, Stafford County, VA to Charles County, MD -- 30  
138. 1876 -- July 04, tornadoes, Warren and Madison counties, IA -- >30  
139. 1888 -- Feb 19, tornado, F4, Mount Vernon, Jefferson County, IL --24-30  
140. 1912 -- Apr 21, tornadoes (6), IL, IL-IN, IN -- 30  
141. 1924 -- May 26, tornadoes, MS -- 30  
142. 1946 -- Jan 04, TX tornadoes, esp. Clawson/3, Nacogdoches/10, Palestine/15 areas, east TX-- 30  
143. 1987 -- May 22, tornado, Saragosa, Reeves County, TX -- 30  
144. 2006 -- Apr 02, tornadoes, high-wind storms, AR, IL, IN, MO, esp. NW TN --29-30
145. 1887 -- Apr 21, tornado, Anderson, Linn Counties, KS; Bates County, MO -- 29  
146. 1912 -- Apr 27, tornadoes, seven Counties, OK -- 29  
147. 1942 -- Oct 29, tornado, F4, Berryville, Carroll County, AR -- 29  
148. 1990 -- Aug 28, F5 tornado, Kendall and Will Counties (especially Plainfield), IL -- 29  
149. 1997 -- Mar 01, tornadoes; especially AR (27 deaths) MS (1 death) and TN (1)<sup>2438</sup> -- 29  
150. 1997 -- May 27, tornadoes, Jarrell (Williamson Co.); Lakeway (Travis Co.) TX --28-29
151. 1890 -- Aug 19, tornadoes, Berks, Carbon, Luzerne, Susquehanna Counties, PA -- 28  
152. 1917 -- Mar 11, tornadoes, Newcastle/21, Millville/1, Hagerstown/2, IN, Cincinnati OH/4-- 28  
153. 1958 -- June 04, tornadoes, esp. Colfax/15, Chippewa Falls/2, Fall Creek-Wien/4, WI-- 28

---

<sup>2438</sup> Includes one indirect electrocution death in Pulaski County, AR, on March 2, during clean-up; male, 35.

**TORNADIES – Deadliest American -- By MORTALITY (continued):**

154.	1878 -- Apr 21, tornadoes, six Counties, IA	-- 27
155.	1927 -- Feb 17, tornadoes, Sabine/Natchitoches/Red River, Tensas, LA	-- 27
156.	1970 -- May 11, F5 tornado, Lubbock, TX	-- 26
157.	1992 -- Nov 21-23, tornadoes, GA/6 KY/1 MS/15 NC/2 SC/1 TN/1	-- 26
158.	2023 -- Mar 24, tornado & severe storms MS/25 & AL/1, especially Rolling Fork, MS--	26
159.	1854 -- Aug 27, tornado, Louisville, KY	-- 25
160.	1882 -- May 08, tornadoes, Alfalfa, Johnston, and Pittsburg Counties, OK	-- 25
161.	1887 -- Apr 22, tornadoes, near Clarksville, AR; ~Mt. Carmel, IN; Buena Vista, IL	-- 25
162.	1892 -- Mar 31, tornadoes, Ottawa, Sumner, Sedgwick & other counties, KS	-- 25
163.	1896 -- May 17, tornado, Palmer, Kansas to falls City, NE	-- 25
164.	1901 -- Mar 25, tornado, Jefferson Co. (Birmingham/Avondale/Irondale), AL	--16-25
165.	1933 -- May 05, tornadoes, AL	-- 25
166.	1944 -- Apr 16, GA/SC tornado, GA (23), SC (2), esp. Royston/12 & Nuberg/10, GA--	25
167.	1947 -- Apr 29, AR/9, MO/15-16, IL, IA tornadoes, especially Worth, MO (13-15)	--24-25
168.	1956 -- Apr 15, tornado, Jefferson County, west and northwest Birmingham area, AL--	25
169.	2005 -- Nov 06, tornado, Eastbrook Mobile Homes, Evansville & Warrick Co., IN <sup>2439</sup>	--24-25
170.	1881 -- July 15, tornado outbreak, MN	-- 24
171.	1924 -- May 26-27, tornadoes, AL	-- 24
172.	1927 -- Mar 18, tornado, Carroll and Boone Counties, AR	-- 24
173.	1949 -- Mar 26, tornadoes, esp. Lonoke/Clark/Prairie/Woodruff/Jackson counties, AR	--18-24
174.	1964 -- Oct 03, tornado (spawned by Hilda), Larose, Lafourche Parish, LA <sup>2440</sup>	-- 24
175.	2013 -- May 20, tornado, Moore, OK	-- 24
176.	2020 -- Mar 02 (late)-3 <sup>rd</sup> (early), tornadoes, Central TN, esp. Putnam County/19	-- 24
177.	1814 -- Jun 30, tornado sinks schooner USS <i>Alligator</i> , Port Royal Sound, SC <sup>2441</sup>	-- 23
178.	1893 -- Apr 28, tornado, Eastland County, TX	-- 23
179.	1906 -- Mar 02, tornado, Meridian, Lauderdale County, MS	-- 23
180.	1917 -- May 25, tornado, Sedgwick, Harvey, Marion Counties, KS	-- 23
181.	1923 -- May 14, tornado, F5, Howard and Mitchell Counties, TX	-- 23
182.	1930 -- Nov 19, tornado, Oklahoma County, OK	-- 23
183.	1955 -- Feb 1, tornadoes/strong winds, Commerce Landing school/20 & Lewisburg/3, NW MS--	23
184.	1970 -- Apr 17-18, tornadoes, TX Panhandle, esp. Sherwood Shores, Donley Co., TX	--22-23
185.	2019 -- Mar 03, tornadoes, esp. EF-4 Lee County (including Beauregard), AL	-- 23
186.	2024 -- May 25-26, storms and tornadoes, TX (7), OK (2), AR (8), KY (5), VA (1)	--22-23
187.	1865 -- June 28, tornado, Viroqua, WI	-- 22
188.	1929 -- May 02, tornadoes, VA	-- 22

<sup>2439</sup> The range has to do with whether sources cited include death of stillborn (8 months) Elaina Faith Warren, in Warrick County. Some sources note twenty-four fatalities, and some 25, including stillborn girl as the 25<sup>th</sup>.

<sup>2440</sup> Also included in Hurricane Hilda fatality count of 42.

<sup>2441</sup> Cross-listed in Maritime

189. 1938 -- Mar 15, tornadoes, MS, AL (1), AR, IL (10), 2 counties MO (11), TN -- 22  
 190. 1941 -- Oct 26, tornadoes, Hamburg (15), Dardanelle area (6-7) AR --19-22  
 191. 1977 -- Apr 04, tornado, Jefferson County AL -- 22  
 192. 1991 -- Apr 26, tornadoes, KS (18 deaths); OK (4 deaths), esp. Andover area, KS -- 22  
 193. 2017 -- Jan 21 (MS/4) and Jan 22 (GA/16-17) tornadoes and high wind (FL/1)<sup>2442</sup> --21-22

**TORNADOES – Deadliest American -- By MORTALITY (continued):**

194. 1846 -- May 07, tornado, Grenada, MS -- 21  
 195. 1896 -- May 24, tornado, Des Moines/Valeria, IA -- 21  
 196. 1927 -- Apr 19, tornadoes, IL -- 21  
 197. 1938 -- Feb 17, tornado, Rodessa, LA (at least 20) --20-21  
 198. 1942 -- Feb 05-06, tornadoes, evening to afternoon, AL (3), AR (4), GA (13), MS (1)-- 21  
 199. 1953 -- Apr 30, tornadoes, especially Warner Robins area, GA --20-21  
 200. 1957 -- May 15, tornadoes, Lockney, Floyd County/1; Silvertown, Briscoe Co./20, TX-- 21  
 201. 1959 -- Feb 10, tornado, St. Louis City and County, MO -- 21  
 202. 1989 -- Nov 15, tornado, Madison County, AL -- 21  
 203. 2007 -- Feb 02, tornadoes, Lady Lake and Lake Mack, Lake County, Central FL -- 21  
 204. 2008 -- May 10, tornadoes, Northeast OK and Southwest MO -- 21
205. 1883 -- May 28, tornadoes, ~Clay City, Clay Co., Edinburgh, Johnston Co., IN --14-20  
 206. 1880 -- June 09, tornado, Wheeler's Grove, Pottawattamie County, IA --14-20  
 207. 1903 -- Apr 03, tornadoes (2), Leesburg, Hopewell, Summit, AL -- 20  
 208. 1923 -- Mar 11, tornado, Chester/Madison, TN -- 20  
 209. 1930 -- May 18, tornadoes, Arkansas and Phillips Counties, AR -- 20  
 210. 1936 -- Jan 18, tornadoes, AL (6 deaths), FL (7 deaths), GA (7 deaths) -- 20  
 211. 1948 -- Mar 26, tornadoes, Clay/Putnam/Hendricks (esp. Coatesville)/Madison counties, IN--20  
 212. 1956 -- Apr 3, MI tornadoes, especially Hudsonville/14, Standale/4, Benzie Co./2, MI-- 20  
 213. 2013 -- May 31, tornadoes, flooding, Oklahoma City region, Central OK<sup>2443</sup> -- 20
214. 1858 -- May 31, tornado, Ellison, Warren County, IL -- 19  
 215. 1918 -- May 21, tornadoes (7), 10 Counties, IA -- 19  
 216. 1920 -- Apr 19, tornadoes, Yell/Logan/Johnson/Pope Counties, AR -- 19  
 217. 1929 -- Feb 25, tornado, F4, Bolivar County, MS -- 19  
 218. 1933 -- May 05, tornado, Anderson and Laurens Counties, SC -- 19  
 219. 1940 -- Feb 10, tornado, Albany, GA -- 19  
 220. 1947 -- Dec 31, LA-AR tornado, esp. Cotton Valley, LA/14, elsewhere LA/4 and AR/1-- 19  
 221. 2000 -- Feb 13-14, Georgia tornadoes, esp. Camilla, Mitchell County, GA -- 19
222. 1873 -- May 22, tornadoes, KS, IA, IL -- 18  
 223. 1905 -- July 05, tornado, Montague Country, TX -- 18  
 224. 1917 -- May 27, tornado, MS, AR, TN -- 18  
 225. 1919 -- Apr 08, tornado, F4, Collin and Fannin Counties, TX -- 18

<sup>2442</sup> Range reflects Albany, GA boy, 2, still missing one month later. The FL death was attributed to high wind.

<sup>2443</sup> Two of the deaths were confirmed as drownings amongst group seeking safety in a storm drain. Not in this total are three flooding deaths in Missouri.

226. 1925 -- Oct 25, tornado, Pike-Bullock-Barbour-Crenshaw Counties, AL -- 18

**TORNADOES – Deadliest American -- By MORTALITY – continued:**

227. 1878 -- May 23, tornadoes, WI and Dane County, IA -- 17  
228. 1886 -- May 14, tornadoes, Mercer, Hardin, Hancock, and Wyandot counties, OH -- 17  
229. 1892 -- May 27, tornado, Barber, Harper, and Sumner Counties, KS -- 17  
230. 1903 -- Feb 17, tornado, steamer *Olive* sunk, Chowan River, Woodley's Pier, NC<sup>2444</sup>-- >17  
231. 1903 -- Oct 03, tornadoes (3), MN-WI, WI, IL -- 17  
232. 1905 -- Mar 20, tornado, Chambers/Randolph Counties, AL; Heard County, GA --14-17  
233. 1906 -- Apr 26, tornado, Clay and Montague Counties, TX -- 17  
234. 1912 -- Apr 20, tornadoes (9), KS, OK, TX -- 17  
235. 1916 -- Dec 26, tornadoes (3), AR -- 17  
236. 1917 -- Jan 04, tornado, Vireton, OK -- 17  
237. 1923 -- Mar 15, tornadoes, Tunica, Tate, Desoto, Quitman, Panola Counties, MS -- 17  
238. 1926 -- Nov 09, tornado, Charles and Prince Georges Counties, MD -- 17  
239. 1940 -- Apr 30, tornadoes, AR, esp. Benton area (6), IL (1), MO (6), TX (4) -- 17  
240. 1953 -- Mar 13, tornado, northwest Haskell County to southern Knox County, TX -- 17  
241. 1962 -- Mar 31, tornado, Milton, Santa Rosa County, FL -- 17  
242. 1966 -- June 08, tornadoes, Topeka vicinity (16), and Leavenworth County (1), KS -- 17  
243. 2011 -- May 24, tornadoes, OK, KS, Ark -- 17  
244. 2015 -- Dec 23, storms and tornadoes, AR (1 death) MS (10 deaths) and TN (6) -- 17
245. 1852 -- Apr 30, tornado, New Harmony, IN -- 16  
246. 1874 -- Nov 22, tornadoes, Colbert, Lauderdale, Shelby Counties, AL --12-16  
247. 1877 -- June 04, tornado, Mt. Carmel, Wabash County, IL -- 16  
248. 1879 -- July 02, tornadoes, IA, MN, WI -- 16  
249. 1893 -- Mar 23, tornado, Clarke/Desoto MS; Richland, LA; Shelby/Weakley, TN -- 16  
250. 1894 -- Mar 18, tornadoes, Harrison and Nacogdoches Counties, TX --10-16  
251. 1899 -- Mar 18, tornadoes (3), AL -- 16  
252. 1905 -- Apr 29, severe storm or tornado, Laredo, TX -- 16  
253. 1909 -- Apr 30, tornado outbreak, GA -- 16  
254. 1915 -- May 06, tornadoes, MS, LA, TN -- 16  
255. 1917 -- Feb 23, tornadoes, Hale, Perry, Elmore, Coosa, Clay Counties, AL -- 16  
256. 1924 -- Apr 30, tornado outbreak, GA -- 16  
257. 1933 -- May 22, tornadoes, OK, KS, NE, ND -- 16  
258. 1944 -- Apr 16, tornado, esp. Abbeville/4, Greenwood area/8, Prosperity area/4, SC -- 16  
259. 1961 -- May 05, F4 tornado, Leflore County, OK, especially Howe (12 killed) -- 16  
260. 1978 -- June 17, tornado, Showboat *Whippoorwill* capsized, Pomona Lake, KS<sup>2445</sup> -- 16  
261. 1984 -- Apr 21, MS (15-16) & TN tornadoes esp. Water Valley and Philipp, MS --15-16
262. 1854 -- Jan, tornado, Louisville vicinity, KY -- 15  
263. 1881 -- June 12, tornado, KS, MO -- 15  
264. 1904 -- Apr 25, tornadoes, TX, Indian Territory, AR, KS -- 15

---

<sup>2444</sup> Cross-listed in Maritime.

<sup>2445</sup> Cross-listed in Maritime.

265.	1909 -- May 29, tornadoes (4), OK and ND	-- 15
266.	1921 -- Apr 16, tornado outbreak (9), AL	-- 15
267.	1921 -- Apr 26, tornado, Covich, Simpson Counties, MS	-- 15
268.	1923 -- Apr 04, tornado, Rapides, LA	-- 15
269.	1924 -- May 28, tornado outbreak, OK	-- 15
270.	1942 -- Apr 29, tornado, Oberlin vicinity, Decatur County, KS	-- 15
271.	1949 -- Nov 24, tornadoes, Blount/4, DeKalb/1 and Tallapoosa/10 counties, east AL	-- 15
272.	1957 -- May 21, tornadoes, especially Desloge/7, Fremont/6, Van Buren/1, MO	--14-15
273.	1958 -- June 10, tornado, F4, El Dorado, Butler County, KS	--13-15
274.	1969 -- Aug 06, MN tornadoes, especially Roosevelt Lake area (11), MN	-- 15

**TORNADOES** – Deadliest American -- **By MORTALITY** – continued:

275.	1893 -- Mar 03, tornado outbreak, GA	-- 14
276.	1897 -- Mar 30, tornado, Lincoln County, OK	-- 14
277.	1901 -- Mar 09, tornado outbreak (5), AR, TX	-- 14
278.	1903 -- May 24, tornado, Franklin, Kearney, Adams, Webster, Clay Counties, AL	-- 14
279.	1908 -- Feb 14, tornadoes, Tyler, TX, and Mossville, Service and Soso, MS	-- 8-14
280.	1908 -- Nov 23, tornado, Franklin County, AR	-- 14
281.	1909 -- Feb 05, tornadoes, AL, AR and MS	-- 14
282.	1911 -- Apr 12, tornadoes (8), AR, KS, OK, OK-KS-MO	-- 14
283.	1912 -- Feb 25, tornadoes, Lincoln/Jefferson/Arkansas, Lee Counties, AR	-- 14
284.	1913 -- Mar 21, tornadoes (3), MS	-- 14
285.	1913 -- May 14, storm and tornadoes, esp. Tamora, McCool Junction, Seward, NB	-- 8-14
286.	1917 -- June 01, tornado, Coal County, OK	-- 14
287.	1918 -- May 09, tornadoes, IL and IA	-- 14
288.	1919 -- Mar 15, tornadoes, Dover, ~Hinton, Kingfisher, Porter, Weatherford, OK	-- 9-14
289.	1921 -- Dec 24, tornadoes, LA, MS	-- 14
290.	1922 -- Mar 14, tornadoes, AR, LA, MS	-- 14
291.	1927 -- Feb 17, tornado, Warren, Covington, Jones, Jasper Counties, MS	-- 14
292.	1928 -- Sep 14, F4 tornado, Rockford, IL	-- 14
293.	1930 -- May 01, tornadoes, KS, MO, NE, IA, WI	-- 14
294.	1935 -- Apr 06, tornado, Wilkinson/Amite, MS; St. Helena, LA	-- 14
295.	1938 -- June 10, F5 tornado, Clyde and nearby vicinity (near Abilene), TX	-- 14
296.	1957 -- Nov 07, tornado outbreak, LA (8-9), MS (2), TX (3)	--13-14
297.	1965 -- May 06, tornadoes, esp. Anoka/Carver/Hennepin/Ramsey/Sibley counties, MN	--13-14
298.	1968 -- Apr 19, F4 tornado, Greenwood, Sebastian Country, AR	-- 14
299.	1968 -- Apr 23, tornadoes, OH, MI, TN, KY	-- 14
300.	1974 -- June 08, tornado, esp. Creek County/13, esp. Drumright/12, Osage Co./1, OK	-- 14
301.	1885 -- Nov 06, tornado, Dallas County, Near Selma, AL	-- 13
302.	1886 -- Apr 14, tornadoes (4), IA, NE, MO	-- 13
303.	1890 -- Jan 12/13, tornado/storm, New Madrid Co., MO, Hickman Co., KY	-- 13
304.	1890 -- June 20, tornado, Lee and Dekalb Counties, IL	-- 13
305.	1893 -- Apr 12, tornado, Tunica and Desoto Counties, MS	-- 13
306.	1903 -- May 26, tornado, Nodaway Co., MO; Polk/Monroe/Mahaska Counties, IA	-- 13

307.	1907 -- Apr 05, West Feliciana/East Feliciana, LA	--	13
308.	1911 -- Nov 11, tornadoes (3), Mason, IL; Rock, WI; Shiawassee, MI	--	13
309.	1916 -- June 06, tornado, Hinds and Madison Counties, MS	--	13
310.	1917 -- May 27, tornadoes (3), 12 counties, TN	--	13
311.	1918 -- Jan 11, tornado, Pike and Houston Counties (especially Webb), AL	--	13
312.	1922 -- Mar 13, tornadoes, Murray and Latimer Counties, OK	--	13
313.	1924 -- Apr 30, tornadoes, AL	--	13
314.	1929 -- Apr 21, tornado, Crew and Desha Counties, AR	--	13
315.	1940 -- Mar 12, tornado, Elysian Fields area TX (3); Shreveport area, LA (10)	--	13
316.	1944 -- June 17, tornadoes, esp. Florence, Wilmot, Bath, SD (13); Big Stone, MN	--	13
317.	1948 -- Mar 25, OK tornado, especially farm homes near Wetumka and Lenna, OK	--	13
318.	1953 -- May 01-02 tornadoes, especially AL (9 deaths, May 1), TN (4 deaths, May 2)--	13	
319.	1957 -- Dec 18, tornadoes, Murphysboro/10, Mt. Vernon/Sand Ridge/Sunfield/1 each, IL--	13	
320.	1957 -- June 20, supercell thunderstorm, tornadoes, Fargo, ND F5 (12), SD (1)	--	13
321.	1958 -- Feb 26, tornadoes, 5 counties, esp. Farmhaven, Madison Co./6, south & cent. MS--	13	
322.	1964 -- May 08, tornado, Chesterfield Twp., Mount Clemens area, Macomb Co., MI--	13	
323.	1967 -- Apr 30, MN tornadoes, esp. Freeborn (7 deaths), and Waseca (6) counties MN--	13	
324.	1984 -- June 07, tornado outbreak, especially WI (9 deaths), IA (4) and MO (1 death)--	13	
325.	2007 -- May 04, tornado outbreak, Greensburg (11), Hopewell (1), Macksville (1), KS--	13	

**TORNADOES – Deadliest American -- By MORTALITY (Cont.)**

326.	1868 -- May 05, tornadoes, Pickens/Tuscaloosa/Talladega Counties, AL	--	12
327.	1881 -- Sep 20, tornado, Mondovi, Buffalo County, WI	--	12
328.	1884 -- Apr 01, tornado, OH/IN/TN/Western PA	--	12
329.	1890 -- Jun 03, tornado, Bradshaw, NE	--	12
330.	1893 -- Apr 11, tornado, Dent and Crawford Counties, MO	--	12
331.	1898 -- July 04, tornado/Squall, Hampton Beach, NH	--	9-12
332.	1907 -- May 25, tornadoes, Mason, San Saba, Van Zandt, Rains counties, TX	--	12
333.	1908 -- June 05, tornado, Thayer and Fillmore Counties, NE	--	12
334.	1912 -- Feb 20, tornadoes (2), Caddo/Bossier, Claiborne, LA	--	12
335.	1914 -- Oct 09, tornadoes (4), Elk, Wilson, Cherokee KS; Ottawa Co. OK	--	12
336.	1917 -- June 6, tornadoes, MI, PA, KY	--	12
337.	1919 -- Apr 09, tornadoes, Fannin, Bryan, Coal, Pontotoc Counties, OK	--	12
338.	1922 -- Apr 08, tornado, Runnels, Coleman and Callahan Counties, TX	--	12
339.	1922 -- May 4, tornado, Travis County, TX	--	12
340.	1926 -- Nov 25, tornado, Sabine/Natchitoches/Red River, LA	--	12
341.	1927 -- Mar 17, tornado, Hot Springs, Saline, Pulaski Counties, AR	--	12
342.	1927 -- May 08, tornadoes, MO	--	12
343.	1929 -- Apr 05, tornadoes, Pierce/St. Croix/Dunn/Barron/Rusk/Sawyer Counties, WI--	12	
344.	1935 -- Feb 08, tornado, Leon and Houston Counties, TX	--	12
345.	1938 -- Apr 07, tornados, Aliceville area, AL (11) and Hiram area, GA (1)	--	12
346.	1953 -- May 10, tornado outbreak, especially MN (8 deaths) and WI (4 deaths)	--	12
347.	1959 -- Sep 30, Hurricane Gracie spawns tornadoes in Central VA, esp. Ivy <sup>2446</sup>	--	11-12
348.	1963 -- Apr 29, tornadoes, deaths in MO/1, MS/8, TN/3; also: AR, GA, IN, KY, TN--	12	

<sup>2446</sup> Cross-listed under Hurricanes.

349. 1968 -- Apr 03, tornadoes, AR (6), KY (2), TN (4) -- 12  
 350. 1984 -- Apr 26, tornadoes IA, MN (1), KS, and especially OK (11) -- 12  
 351. 1998 -- Mar. 20, tornado, Hall (Gainesville area) and White Counties, GA -- 12  
 352. 2000 -- Dec 16, tornadoes, Geneva (1 fatality) and Tuscaloosa (11 deaths), AL -- 12  
 353. 2012 -- Feb 30, severe weather, tornadoes, Harrisburg, IL, KS, KY, MO, NE, TN -- 12

**TORNADOES – Deadliest American -- By MORTALITY – continued:**

354. 1804 -- Apr 04, tornadoes, six counties in GA, Edgefield County, SC -- 11  
 355. 1811 -- Sep 10, hurricane-spawned tornado, Charleston, SC -- ≥11  
 356. 1859 -- May 26, tornado, Scott and Morgan counties, IL -- 11  
 357. 1873 -- July 04, tornado or storm, boats capsize, drownings, Green Lake, WI<sup>2447</sup> -- 11  
 358. 1882 -- Mar 27, tornadoes, Jones, Randolph, Terrell, Lee, Sumter Counties, GA -- 11  
 359. 1882 -- Apr 19, tornado, Petits and Saline Counties, MO -- 11  
 360. 1883 -- Apr 23, tornadoes, GA -- 11  
 361. 1888 -- Aug 21, tornado, Kent County, MD -- 11  
 362. 1891 -- July 06, tornado, West Baton Rouge and East Baton Rouge, LA -- 11  
 363. 1893 -- June 21, tornado, Jefferson County, KS -- 11  
 364. 1899 -- June 13, tornado, Washington County, NE -- 11
365. 1903 -- July 17, tornadoes, La Salle and Livingston Counties, IL -- 11  
 366. 1907 -- June 07-08, tornadoes, New Minden and York, IL; Grayville, IN --10-11  
 367. 1907 -- July 03, tornadoes, Jackson, Juneau, Monroe, Sauk Counties, WI -- 11  
 368. 1912 -- June 15, tornado, Linn, Miami Counties, KS; Bates, Cass Counties, MO -- 11  
 369. 1915 -- Nov 10, tornado, Pawnee and Barton Counties, KS -- 11  
 370. 1916 -- Apr 19, tornadoes, Bourbon Ct., KS; six counties in MO -- 11  
 371. 1916 -- May 20, tornadoes (2), TX and TX-OK -- 11  
 372. 1921 -- Apr 13, tornado, F4, Collin County, TX -- 11  
 373. 1921 -- Nov 17, tornadoes, Polk/Clark/Hot Springs/Garland counties, AR -- 11  
 374. 1921 -- Dec 23, tornadoes, AR and MS -- 11  
 375. 1922 -- Apr 17, tornado, Warren County, IN -- 11  
 376. 1922 -- Nov 04, tornado, Creek and Pawnee counties, OK -- 11  
 377. 1942 -- Apr 28, tornado, F4, Crowell, Foard County, West TX -- 11  
 378. 1946 -- Jan 06, AR/MS tornadoes, esp. Lake Village AR; Coila/Indianola/Sunflower, MS--10-11  
 379. 1946 -- Aug 17, tornadoes, esp. Green Gables tourist camp, Blue Earth Co., MN -- 9-11  
 380. 1948 -- Nov 05, tornadoes, Madison/Yazoo/Tippah counties, MS/10, Harrisonburg LA/1-- 11  
 381. 1950 -- Apr 28, tornadoes, TX/5 deaths: Clyde/3 & Baird/2; Holdenville/5 & Hobart/1, OK-- 11  
 382. 1953 -- June 07, tornado, Madsen farm near Arcadia, Nebraska --10-11  
 383. 1966 -- Apr 04, tornado deaths, Pinellas/3, Polk/8, Hillsborough, Osceola counties, FL-- 11  
 384. 1973 -- May 26, tornadoes, AR/3, Cheney Reservoir KS/3, Keefeton OK/5 -- 11  
 385. 1975 -- Jan 10, tornado outbreak (8), LA, MS, and AL -- 11  
 386. 1987 -- Nov 15, tornadoes, TX (10 deaths) and LA (1) -- 11  
 387. 2015 -- Dec 26, tornadoes, north TX, Blue Ridge, Copeville, and esp. Garland, TX -- 11

<sup>2447</sup> This event is not included in *Significant Tornadoes 1680-1991* by Grazulis, and thus referred to as a tornado in newspaper account, it may have been a thunderstorm or windstorm.



**TORNADOES – Deadliest American -- By MORTALITY (continued):**

388.	1834 -- May 05, tornado outbreak, VA and MD	--	10
389.	1881 -- Apr 12, tornado, F3, Tunica, Desoto counties, MS	--	10
390.	1882 -- Apr 06, tornadoes (5), 10 counties in MI	--	10
391.	1882 -- Apr 22, tornado, Lawrence County, MS	--	10
392.	1883 -- Apr 22, tornado, Terrell, Webster and Sumter counties, GA	--	10
393.	1883 -- May 13, tornado outbreak, KS and MO	--	10
394.	1883 -- Nov 21, tornado outbreak (4), AR	--	10
395.	1884 -- Apr 02, tornadoes, Blount and Madison counties, AL	--	10
396.	1886 -- May 12, tornadoes, Warren, Hancock, Fountain counties, IN	--	10
397.	1890 -- July 26, tornado, south side of Lawrence, MA	--8-10?	
398.	1892 -- May 31, tornado, Bell and falls counties, TX	--	10
399.	1892 -- July 14, "cyclone," Springfield, OH	--	10
400.	1895 -- May 01, tornado, Halstead, KS	--	10
401.	1895 -- May 03, tornados, Sioux, Lyon, Osceola, Madison counties, IA	--	10
402.	1900 -- Oct 06, tornado, St. Louis County, MN	--	10
403.	1901 -- June 21, tornado, Boyd County, NE	--	10
404.	1903 -- Apr 07, tornadoes (2), White/Cleburne, Van Buren Counties, AR	--	10
405.	1909 -- Feb 23, tornadoes (3), AR	--	10
406.	1909 -- Mar 23, tornado, Denton, TX	--	10
407.	1909 -- June 10, tornadoes, Jones and Haskell Counties, TX	--	10
408.	1915 -- May 07, tornadoes, SC and MS	--	10
409.	1915 -- June 12, tornadoes, Alamance, Sauk Counties WI; Crawford County, IA	--	10
410.	1915 -- Nov 25, tornado, Garland County, AR	--	10
411.	1915 -- Dec 17, tornado, Lauderdale and Kemper Counties, MS, Millport, AL	--	~10
412.	1916 -- Mar 24, tornadoes, Garvin, Murray and Pontotoc Counties, OK	--	10
413.	1917 -- Mar 26-27, tornadoes (2), Pike, Crenshaw, Hale Counties, AL	--	10
414.	1917 -- June 05, tornadoes, Shawnee/Jackson/Jefferson/Douglas Counties, KS	--	10
415.	1919 -- Mar 05, tornadoes (4), AL and GA	--	10
416.	1919 -- May 21, tornado, Ellis and Rooks Counties, KS	--	10
417.	1920 -- Mar 11, tornado, Carroll, AR and Taney, MO	--	10
418.	1921 -- Apr 15, tornadoes, Marion, Cass, Bowie Counties, TX	--	10
419.	1924 -- Aug 10, tornado, Thurman, CO	--	10
420.	1926 -- Feb 24, tornadoes, AR-MS and MS	--	10
421.	1927 -- Apr 18, tornado, Choctaw County, OK	--	10
422.	1927 -- May 07, tornadoes, Comanche/Barber/Kingman/Reno/McPherson Ct's, KS	--	10
423.	1929 -- Jan 18, tornadoes, IL-IN, MO, IL, KY	--	10
424.	1932 -- Jan 12, tornadoes, Hale/Tuscaloosa & Marengo/Perry, AL	--	10
425.	1932 -- Jan 14, tornado, Gibson, TN	--	10
426.	1949 -- Dec 11, tornadoes, Cross Roads cmty., AR, and esp. Poplar Bluff area, MO	--	10
427.	1957 -- Jan 22, tornado, Sequoyah County (Gans), OK	--	10
428.	1957 -- Apr 02, tornado, Dallas County, TX	--	10
429.	1964 -- Jan 24, tornado, Harpersville, AL	--	10
430.	1971 -- Apr 27, tornadoes, KY/9 (particularly Mt. Pleasant Church area/6), IL (1)	--	10
431.	1973 -- Mar 31, tornadoes, Rockdale, Walton, Clarke Co's. GA/3, Abbeville Co. SC/7--		10

432. 1982 -- May 29, F4 tornado, Marion, Williamson County, IL -- 10  
 433. 1989 -- Nov 16, tornado, East Coldenham Elementary School, Newburgh, NY<sup>2448</sup> -- 9-10

**Tornadoes – By Mortality – continued:**

434. 2007 -- Mar 01, tornado outbreak (Prairie, Enterprise), AL -- 10  
 435. 2010 -- Apr 24, tornado, central MS (Choctaw, Holmes and Yazoo County deaths) -- 10  
 436. 2011 -- Apr 25, severe storms, flash floods, tornadoes, Ark. -- 10

**Some notable other tornadoes fewer than ten lives lost:**

- 1953 -- Apr 18, windstorm and tornadoes, AR (1 death), AL (7), GA (1) -- 9  
 1897 -- Mar 22, tornado, school, Arlington, GA<sup>2449</sup> -- 8  
 2009 -- Feb 10, tornado, Lone Grove, OK -- 8  
 1914 -- Aug 21, F3 tornado, Luzerne County, PA -- 7  
 1915 -- July 07, windstorms, IN/1, KY/1, MO/3, OH/38; tornadoes, 7 deaths IL/IN/MO -- 7  
 1888 -- June 14, tornado, Lexington, Sand Hollow, and Pine City, Morrow County, OR -- 3-6  
 1972 -- Apr 05, tornado, Vancouver, Washington -- 6  
 1925 -- Apr 05, tornado, Dade County, FL -- 5

---

<sup>2448</sup> 7 died at time, 2 in hospitals afterwards; one by car three days later, the driver “gawking” at the tornado damage.

<sup>2449</sup> Included in that the top-ten list of fatalities at schools hit by tornadoes includes just seven events wherein there were ten or more fatalities.

**TORNADOES -- SCHOOLS Subset -- By MORTALITY** <sup>2450</sup>

1.	1925 -- Mar 18, tornado, Desoto, IL <sup>2451</sup>	--	33
2.	1925 -- Mar 18, tornado, Murphysboro, IL <sup>2452</sup>	--	25
3.	1955 -- Feb 01, tornado, Commerce Landing, MS <sup>2453</sup>	--	17
4.	1917 -- Jan 04, tornado, Vireton, OK <sup>2454</sup>	--	16
5.	1926 -- Nov 09, tornado, La Plata, MD <sup>2455</sup>	--	14
6.	1967 -- Apr 21, tornado, Belvidere, IL <sup>2456</sup>	--	13
7.	1929 -- May 02, tornado, Rye Cove School, Scott County, VA <sup>2457</sup>	--	13
8.	1989 -- Nov 16, tornado, East Coldenham Elementary School, Newburgh, NY <sup>2458</sup>	--	9-10
9.	1865 -- June 28, tornado, Viroqua, WI <sup>2459</sup>	--	9
10.	1897 -- Mar 22, tornado, Arlington, GA	--	8
11.	1918 -- Jan 11, tornado, Dothan, AL <sup>2460</sup>	--	8
12.	2007 -- Mar 01, tornado, Enterprise High School, Enterprise, AL <sup>2461</sup>	--	8
13.	1890 -- June 20, tornado, Deacon Hunt School, near Paw Paw, IL <sup>2462</sup>	--	7
14.	1924 -- Apr 30, tornado, Steedman School (3) and Horry county school (4), SC <sup>2463</sup>	--	7
15.	2013 -- May 20, tornado, Plaza Towers School, Moore, OK (24 total fatalities)	--	7

<sup>2450</sup> With the exception of No. 8, the Coldenham School event, all of the data for this subset comes from: Grazulis, Thomas P. *Top Ten Lists*. "The Ten Worst Tornado Related Disasters in Schools." 1999. In that some accounts of this event categorize it as a downburst rather than a tornado, I surmise that this is the reason Grazulis did not include it in his top ten list of school/tornado events.

<sup>2451</sup> Subset of the Tri-State tornado outbreak which took upwards of 792 lives.

<sup>2452</sup> Subset of the Tri-State tornado outbreak which took upwards of 792 lives.

<sup>2453</sup> Subset of total of 23 fatalities due to this tornado.

<sup>2454</sup> There was an additional fatality not at the school.

<sup>2455</sup> There were three additional fatalities not at the school.

<sup>2456</sup> There were fifty-eight fatalities in all.

<sup>2457</sup> There were twenty-two fatalities in all.

<sup>2458</sup> Seven children died immediately, two in hospitals shortly thereafter, and one by a car three days later, the driver of which was "gawking" at the tornado damage.

<sup>2459</sup> One teacher and 8 students. There were 22 fatalities in all. (Grazulis. *Significant Tornadoes*, 1993, p. 570.)

<sup>2460</sup> This is a subset of the 13 total fatalities for this tornado.

<sup>2461</sup> Subset of 9-10 AL deaths and 6 in GA. All the HS deaths were students. (NWS WFO, Tallahassee, FL. "Tornado outbreak of March 1-2, 2007.")

<sup>2462</sup> Six students and one teacher. (Grazulis. *Significant Tornadoes*, 1993, p. 652.)

<sup>2463</sup> Two students and one teacher at the Steedman School in Lexington Co., and "four deaths" in the Horrell county school. (Grazulis. *Significant Tornadoes*, 1993, p. 788.) There were 53 total deaths attributed to this tornado – part of a tornado outbreak in AL, GA, and SC.

**TORNADOES -- SCHOOLS** Subset – Deadliest American -- **Chronological** <sup>2464</sup>

1865 -- Jun 28, tornado, Viroqua, WI <sup>2465</sup>	--	9
1890 -- June 20, tornado, Deacon Hunt School, near Paw Paw, IL <sup>2466</sup>	--	7
1897 -- Mar 22, tornado, Arlington, GA	--	8
1. 1917 -- Jan 04, tornado, Vireton, OK <sup>2467</sup>	--	16
1918 -- Jan 11, tornado, Dothan, AL <sup>2468</sup>	--	8
1924 -- Apr 30, tornado, Steedman School (3) and Horrell county school (4), SC <sup>2469</sup>	--	7
2. 1925 -- Mar 18, tornado, Desoto, IL <sup>2470</sup>	--	33
3. 1925 -- Mar 18, tornado, Murphysboro, IL <sup>2471</sup>	--	25
4. 1926 -- Nov 09, tornado, La Plata, MD <sup>2472</sup>	--	14
5. 1929 -- May 02, tornado, Rye Cove School, Scott County, VA <sup>2473</sup>	--	13
6. 1955 -- Feb 01, tornado, Commerce Landing, MS <sup>2474</sup>	--	17
7. 1967 -- Apr 21, tornado, Belvidere, IL <sup>2475</sup>	--	13
8. 1989 -- Nov 16, tornado, East Coldenham Elementary School, Newburgh, NY <sup>2476</sup>	--	9-10
2007 -- Mar 01, tornado, Enterprise High School, Enterprise, AL <sup>2477</sup>	--	8
2013 -- May 20, tornado, Plaza Towers School, Moore, OK (24 total fatalities)	--	7

<sup>2464</sup> With the exception of No. 8, the Coldenham School event, all of the data for this subset comes from: Grazulis, Thomas P. *Top Ten Lists*. "The Ten Worst Tornado Related Disasters in Schools." 1999. In that some accounts of this event categorize it as a downburst rather than a tornado, I surmise that this is the reason Grazulis did not include it in his top ten list of school/tornado events.

<sup>2465</sup> One teacher and 8 students. There were 22 fatalities in all. (Grazulis. *Significant Tornadoes*, 1993, p. 570.)

<sup>2466</sup> Six students and one teacher. (Grazulis. *Significant Tornadoes*, 1993, p. 652.)

<sup>2467</sup> There was an additional fatality not at the school.

<sup>2468</sup> This is a subset of the 13 total fatalities for this tornado.

<sup>2469</sup> Two students and one teacher at the Steedman School in Lexington Co., and "four deaths" in the Horrell county school. (Grazulis. *Significant Tornadoes*, 1993, p. 788.) There were 53 total deaths attributed to this tornado – part of a tornado outbreak in AL, GA, and SC.

<sup>2470</sup> Subset of the Tri-State tornado outbreak which took upwards of 792 lives.

<sup>2471</sup> Subset of the Tri-State tornado outbreak which took upwards of 792 lives.

<sup>2472</sup> There were three additional fatalities not at the school.

<sup>2473</sup> There were twenty-two fatalities in all.

<sup>2474</sup> Subset of total of 23 fatalities due to this tornado.

<sup>2475</sup> There were fifty-eight fatalities in all.

<sup>2476</sup> Seven children died immediately, two in hospitals shortly thereafter, and one by a car three days later, the driver of which was "gawking" at the tornado damage.

<sup>2477</sup> Subset of 9-10 AL deaths and 6 in GA. All the HS deaths were students. (NWS WFO, Tallahassee, FL. "Tornado outbreak of March 1-2, 2007.")

**TORNADOES – Deadliest American -- CHRONOLOGICAL**

1. 1804 -- Apr 04, tornadoes, six counties in GA, Edgefield County, SC -- 11
2. 1811 -- Sep 10, hurricane-spawned tornado, Charleston, SC -- ≥11
3. 1814 -- Jun 30, tornado sinks schooner USS *Alligator*, Port Royal Sound, SC<sup>2478</sup> -- 23
4. 1814 -- Aug 25, tornado, Washington, D.C. -- <30
5. 1818 -- Aug 15, tornado, Stafford County, VA to Charles County, MD -- 30
  
6. 1834 -- May 05, tornado outbreak, VA and MD -- 10
  
7. 1840 -- May 07, tornado, Natchez, and on the MS river (e. g. *Hinds*); LA Plantations -- ≥318  
     1842 -- June 16, tornado, Adams County, MS -- do not think this happened -- 500
8. 1846 -- May 07, tornado, Grenada, MS -- 21
  
9. 1852 -- Apr 30, tornado, New Harmony, IN -- 16
10. 1854 -- Jan, tornado, Louisville Vicinity, KY -- 15
11. 1854 -- Aug 27, tornado, Louisville, KY -- 25
12. 1858 -- May 31, tornado, Ellison, Warren County, IL -- 19
13. 1859 -- May 26, tornado, Scott and Morgan Counties, IL -- 11
  
14. 1860 -- May 21, tornado, Louisville, KY to Portsmouth, OH -- 100
15. 1860 -- June 3, tornadoes, IA/117, esp. Camanche/~42, Albany area, IL/31, MS Riv./23--171-175
16. 1865 -- Jun 28, tornado, Viroqua, WI -- 22
17. 1868 -- May 05, tornadoes, Pickens/Tuscaloosa/Talladega Counties, AL -- 12
  
18. 1872 -- June 17, F5 tornado, Greene, Boone Story, Marshall, Jasper, Poweshiek, IA -- 68
  
19. 1873 -- May 22, tornadoes, KS, IA, IL -- 18
20. 1873 -- July 04, tornado or storm, boats capsize, drownings, Green Lake, WI<sup>2479</sup> -- 11
  
21. 1874 -- Nov 22, tornadoes, Colbert, Lauderdale, Shelby Counties, AL --12-16
  
22. 1875 -- Mar 20, SE tornado outbreak, especially GA, also AL, NC, SC --93-120
23. 1875 -- May 01, tornadoes, AL, GA, SC --86-99
  
24. 1876 -- July 04, tornadoes, Warren and Madison Counties, IA -- >30
  
25. 1877 -- June 04, tornado, Mt. Carmel, Wabash County, IL -- 16
  
26. 1878 -- Apr 21, tornadoes, six Counties, IA -- 27
27. 1878 -- May 23, tornadoes, WI and Dane County, IA -- 17
28. 1878 -- Aug 09, tornado, Wallingford, New Haven County, CT --27-34

---

<sup>2478</sup> Cross-listed in Maritime

<sup>2479</sup> This event is not included in *Significant Tornadoes 1680-1991* by Grazulis, and thus referred to as a tornado in newspaper account, it may have been a thunderstorm or windstorm.

29. 1879 -- May 30, tornadoes, MO, KS, NE -- >40  
 30. 1879 -- July 02, tornado outbreak, IA, MN, WI -- 16

**TORNADOES** – Deadliest American – **CHRONOLOGICAL** – Cont.

31. 1880 -- Apr 18, tornadoes, AR/10, IL/KS/OK 1 ea., MO/152, esp. Marshfield/99, MO -- 165  
 32. 1880 -- May 28, tornado, Fannin County, TX -- 40  
 33. 1880 -- June 09, tornado, Wheeler's Grove, Pottawattamie County, IA --14-20  
  
 34. 1881 -- Apr 12, tornado, F3, Tunica, Desoto Counties, MS -- 10  
 35. 1881 -- June 12, KS, MO -- 15  
 36. 1881 -- July 15, tornado outbreak, MN -- 24  
 37. 1881 -- Sep 20, Tornado, Mondovi, Buffalo County, WI -- 12  
  
 38. 1882 -- March 27, Tornadoes, Jones, Randolph, Terrell, Lee, Sumter Counties, GA -- 11  
 39. 1882 -- April 6, Tornadoes (5), 10 Counties in MI -- 10  
 40. 1882 -- April 19, Tornado, Petits and Saline Counties, MO -- 11  
 41. 1882 -- April 22, Tornado, Lawrence County, MS -- 10  
 42. 1882 -- May 08, Tornadoes, Alfalfa, Johnston, and Pittsburg Counties, OK -- 25  
 43. 1882 -- June 18, Tornado, Grinnell, Iowa -- 100  
  
 44. 1883 -- April 22, Tornado, MS -- 81  
 45. 1883 -- April 22, Tornado, Terrell, Webster and Sumter Counties, GA -- 10  
 46. 1883 -- April 23, Tornado outbreak, GA -- 11  
 47. 1883 -- May 13, Tornado outbreak, KS and MO -- 10  
 48. 1883 -- May 18, Tornado outbreak, IL and WI -- 62  
 49. 1883 -- May 28, Tornadoes, ~Clay City, Clay Co., Edinburgh, Johnston Co., IN --14-20  
 50. 1883 -- Aug 21, Tornado outbreak, MN -- 40  
 51. 1883 -- Nov 21, Tornado outbreak (4), AR -- 10  
  
 52. 1884 -- Feb 19-20, Enigma SE Tornadoes, AL, GA, KY, LA, MS, NC, SC, VA --178-420  
 53. 1884 -- March 25, Tornadoes, GA, IN, KY, NC, OH, SC -- 30  
 54. 1884 -- April 1, Tornado, OH/IN/TN/Western PA -- 12  
 55. 1884 -- April 2, Tornadoes, Blount and Madison Counties, AL -- 10  
  
 56. 1885 -- Nov 06, Tornado, Dallas County, Near Selma, AL -- 13  
  
 57. 1886 -- April 14, Tornadoes (4), IA, NE, MO -- 13  
 58. 1886 -- April 14, Tornadoes, Sterns/Benton (Sauk Rapids)/Morrison Counties, MN -- 79  
 59. 1886 -- May 12, Tornadoes, Warren, Hancock, Fountain Counties, IN -- 10  
 60. 1886 -- May 14, Tornadoes, Mercer, Hardin, Hancock, and Wyandot counties, OH -- 17  
  
 61. 1887 -- April 21, Tornado, Anderson, Linn Counties, KS; Bates County, MO -- 29  
 62. 1887 -- April 22, Tornadoes, ~Clarksville, AR; ~Mt. Carmel, IN; Buena Vista, IL -- 25

**TORNADOES – Deadliest American – CHRONOLOGICAL – continued**

63. 1888 -- Feb 19, tornado, F4, Mount Vernon, Jefferson County, IL	--24-30
1888 -- June 14, tornado, Lexington, Sand Hollow, and Pine City, Morrow Co., OR	-- 3-6
64. 1888 -- Aug 21, tornado, Kent County, MD	-- 11
65. 1890 -- Jan 12/13, tornado/storm, New Madrid Co., MO, Hickman Co., KY	-- 13
66. 1890 -- Mar 27, tornadoes, MO-IL, IL, MO-KY, MO-IL, KY-IL-KY, TN, KY	-- 156
67. 1890 -- June 03, tornado, Bradshaw, NE	-- 12
68. 1890 -- June 20, tornado, Lee and Dekalb Counties, IL	-- 13
69. 1890 -- July 26, tornado, south side of Lawrence, MA	--8-10?
70. 1890 -- Aug 19, tornadoes, Berks, Carbon, Luzerne, Susquehanna Counties, PA	-- 28
71. 1891 -- July 06, tornado, West Baton Rouge/East Baton Rouge, LA	-- 11
72. 1892 -- Mar 31, tornadoes, Ottawa/Sumner/Sedgwick & other Counties, KS	-- 25
73. 1892 -- May 27, tornado, Barber, Harper, and Sumner Counties, KS	-- 17
74. 1892 -- May 31, tornado, Bell and falls Counties, TX	-- 10
75. 1892 -- June 15, tornado outbreak, Multiple Counties, MN	--40-50
76. 1892 -- July 14, "cyclone," Springfield, OH	-- 10
77. 1893 -- Mar 03, tornado outbreak, GA	-- 14
78. 1893 -- Mar 23, tornado, Clarke/Desoto MS; Richland, LA; Shelby/Weakley, TN	-- 16
79. 1893 -- Apr 11, tornado, Dent and Crawford Counties, MO	-- 12
80. 1893 -- Apr 12, tornado, Tunica and Desoto Counties, MS	-- 13
81. 1893 -- Apr 25, tornado, Cleveland, Grady, Logan, McClain, Payne Counties, OK	-- 37
82. 1893 -- Apr 28, tornado, Eastland County, TX	-- 23
83. 1893 -- June 21, tornado, Jefferson County, KS	-- 11
84. 1893 -- July 06, tornado, Cherokee/Buena Vista/Pocahontas/Calhoun Counties, IA	-- 71
85. 1894 -- Mar 18, tornadoes, Harrison and Nacogdoches Counties, TX	--10-16
86. 1894 -- Sep 21, tornado outbreak (5) IA/MN	-- 63
87. 1895 -- May 01, tornado, Halstead, KS	-- 10
88. 1895 -- May 03, tornados, Sioux, Lyon, Osceola, Madison Counties, IA	-- 10
89. 1896 -- May 15, tornado, Sherman, Texas	-- 73
90. 1896 -- May 17, tornado, Palmer, Kansas to falls City, NE	-- 25
91. 1896 -- May 24, tornado, Des Moines/Valeria, IA	-- 21
92. 1896 -- May 25, tornado outbreak, IL and MI	-- 47
93. 1896 -- May 27, tornadoes IL and MO, particularly St. Louis, MO	-- 306
94. 1897 -- Mar 22, tornado, School, Arlington, GA <sup>2480</sup>	-- 8
95. 1897 -- Mar 30, tornado, Lincoln County, OK	-- 14

<sup>2480</sup> Included in that the top-ten list of fatalities at schools hit by tornadoes includes just seven events wherein there were ten or more fatalities.

**TORNADOES** – Deadliest American -- **CHRONOLOGICAL** (continued)

96.	1898 -- Jan 11, tornado, Fort Smith, Arkansas,	-- 55
97.	1898 -- May 18, tornadoes, IA, IL, WI	-- 55
98.	1898 -- July 04, tornado/squall, Hampton Beach, NH	-- 9-12
99.	1899 -- Mar 18, tornadoes (3), AL	-- 16
100.	1899 -- Apr 27, Tornado, Kirksville and Newtown, MO	-- 63
101.	1899 -- June 12, Tornado New Richmond, St. Croix County, WI	-- 119
102.	1899 -- June 13, Tornado, Washington County, NE	-- 11
103.	1900 -- Nov 20, Tornado, MS, TN	-- 69
104.	1901 -- Mar 09, Tornado outbreak (5), AR, TX	-- 14
105.	1901 -- March 25, Tornado, Jefferson Co. (Birmingham/Avondale/Irondale), AL	--16-25
106.	1901 -- June 21, Tornado Boyd County, NE	-- 10
107.	1902 -- May 18, TX Tornado outbreak, esp. Goliad, TX	-- 118
108.	1903 -- Feb 17, Steamer <i>Olive</i> sunk, Tornado, Chowan River, Woodley's Pier, NC <sup>2481</sup> -->17	
109.	1903 -- April 3, Tornadoes (2), Leesburg, Hopewell, Summit, AL	-- 20
110.	1903 -- May 24, Franklin, Kearney, Adams, Webster, Clay Counties, AL	-- 14
111.	1903 -- May 26, Nodaway Co., MO; Polk/Monroe/Mahaska Counties, IA	-- 13
112.	1903 -- June 1, Tornado, Gainesville (includes former mill village New Holland), GA	--98-113
113.	1903 -- July 17, Tornadoes, La Salle and Livingston Counties, IL	-- 11
114.	1903 -- Oct 03, Tornadoes (3), MN-WI, WI, IL	-- 17
115.	1904 -- Jan 22, Tornado, Hale-Tuscaloosa Counties (Moundville), AL	-- 37
116.	1904 -- Apr 25, Tornadoes, TX, Indian Territory, AR, KS	-- 15
117.	1905 -- March 20, Tornado, Chambers/Randolph Counties, AL; Heard County, GA	--14-17
118.	1905 -- April 29, Severe Storm or Tornado, Laredo, TX	-- 16
119.	1905 -- May 08, Tornado, McPherson and Saline Counties, KS	-- 34
120.	1905 -- May 10, F5 Tornado, Lock hamlet & esp. Snyder, Kiowa Co. & area, OK--97~120	
121.	1905 -- July 5, Tornado, Montague Country, TX	-- 18
122.	1906 -- Mar 02, tornado, Meridian, Lauderdale County, MS	-- 23
123.	1906 -- Apr 26, tornado, Clay and Montague Counties, TX	-- 17
124.	1907 -- April 5, West Feliciana/East Feliciana, LA	-- 13
125.	1907 -- May 25, Mason, San Saba, Van Zandt, Rains Counties, TX	-- 12
126.	1907 -- June 7-8, Tornadoes, New Minden and York, IL; Grayville, IN	--10-11
127.	1907 -- July 03, tornadoes, Jackson, Juneau, Monroe, Sauk Counties, WI	-- 11

---

<sup>2481</sup> Cross-listed in Maritime.



**TORNADOES – Deadliest American -- CHRONOLOGICAL (continued):**

128.	1908 -- Feb 14, tornadoes, Tyler, TX, and Mossville, Service and Soso, MS	-- 8-14
129.	1908 -- Apr 23-25, tornadoes, AL/37-38, AR/6, GA/30, LA/85, MS/≤139, NE, TX/8--	324
130.	1908 -- May 13, tornado outbreak, Caddo, Bossier, & 5 other Counties, LA	-- 50
131.	1908 -- June 05, tornado, Thayer and Fillmore Counties, NE	-- 12
132.	1908 -- Nov 23, tornado, Franklin County, AR	-- 14
133.	1909 -- Feb 05, tornado outbreak, AL, AR and MS	-- 14
134.	1909 -- Feb 23, tornadoes (3), AR	-- 10
135.	1909 -- Mar 08, tornadoes, AR	-- 67
136.	1909 -- Mar 23, tornado, Denton, TX	-- 10
137.	1909 -- Apr 29, tornadoes, AL, AR, IL, MS, MO, TN	--132-146
138.	1909 -- Apr 30, tornado outbreak, GA	-- 16
139.	1909 -- May 29, tornadoes (4), OK and ND	-- 15
140.	1909 -- May 30, tornado, Brown County, TX	-- 34
141.	1909 -- June 10, tornadoes, Jones and Haskell Counties, TX	-- 10
142.	1909 -- Oct 14, tornado outbreak, esp. AL (11-21), AR (2), GA (1-2), TN (42-50)	--56-75
143.	1911 -- Apr 12, tornadoes (8), AR, KS, OK, OK-KS-MO	-- 14
144.	1911 -- Nov 11, tornadoes (3), Mason, IL; Rock, WI; Shiawassee, MI	-- 13
145.	1912 -- Feb 20, tornado outbreak (2), Caddo/Bossier, Claiborne, LA	-- 12
146.	1912 -- Feb 25, tornadoes, Lincoln/Jefferson/Arkansas, Lee Counties, AR	-- 14
147.	1912 -- Apr 20, tornadoes (9), KS, OK, TX	-- 17
148.	1912 -- Apr 21, tornadoes (6), IL, IL-IN, IN	-- 30
149.	1912 -- Apr 27, tornadoes, seven counties, OK	-- 29
150.	1912 -- Jun 15, tornado, Linn, Miami Counties, KS; Bates, Cass counties, MO	-- 11
151.	1913 -- Mar 13-14, tornado outbreak, AL, AR, GA, LA, MS, TN, TX	-- 78
152.	1913 -- Mar 21, tornadoes (5), AL	-- 34
153.	1913 -- Mar 21, tornadoes (3), MS	-- 14
154.	1913 -- Mar 23, Easter Sunday tornados, LA, MO, esp. Omaha, NE, IN, IA	--194-196
155.	1913 -- May 14, storm/tornadoes, esp. Tamora, McCool Junction, Seward, NB	-- 8-14
156.	1914 -- Aug 21, F3 tornado, Luzerne County, PA	-- 7
157.	1914 -- Oct 09, tornadoes (4), Elk, Wilson, Cherokee KS; Ottawa Co. OK	-- 12
158.	1915 -- May 06, Tornadoes, MS, LA, TN	-- 16
159.	1915 -- May 07, Tornadoes, SC and MS	-- 10
160.	1915 -- June 12, Alamance, Sauk Counties WI; Crawford County, IA	-- 10
161.	1915 -- July 7, Tornadoes/7 deaths IL/IN/MO, Windstorms, IN/1, KY/1, MO/3, OH/38--	50
162.	1915 -- Nov 10, Tornado, Pawnee and Barton Counties, KS	-- 11
163.	1915 -- Nov 25, Tornado, Garland County, AR	-- 10
164.	1915 -- Dec 17, Tornado, Lauderdale and Kemper Counties, MS, Millport, AL	-- ~10

**TORNADOES** – Deadliest American -- **CHRONOLOGICAL** (continued):

165.	1916 -- Mar 24, tornadoes, Garvin, Murray and Pontotoc Counties, OK	-- 10
166.	1916 -- Apr 19, tornadoes, Bourbon Ct., KS; Six Counties in MO	-- 11
167.	1916 -- May 20, tornadoes (2), TX and TX-OK	-- 11
168.	1916 -- June 05, tornadoes (3), AR-MO, AR-TN, MO-IL, MS	--76-160
169.	1916 -- June 06, tornado, Hinds and Madison Counties, MS	-- 13
170.	1916 -- Dec 26, tornadoes (3), AR	-- 17
171.	1917 -- Jan 04, Tornado, Vireton, OK	-- 17
172.	1917 -- Feb 23, Tornadoes, Hale, Perry, Elmore, Coosa, Clay Counties, AL	-- 16
173.	1917 -- Mar 11, Tornadoes, Newcastle/21, Millville/1, Hagerstown/2, IN, Cincinnati OH/4--	28
174.	1917 -- Mar 23, Tornadoes, IL, Jefferson Co., KY, esp. New Albany, Floyd Co., IN	-- 46
175.	1917 -- Mar 26-27 Tornadoes (2), Pike, Crenshaw, Hale Counties, AL	-- 10
176.	1917 -- May 25, Tornado, Sedgwick, Harvey, Marion Counties, KS	-- 23
177.	1917 -- May 26, Tornado, 7 counties, especially Coles County (Mattoon), IL	-- 101
178.	1917 -- May 27, Tornado, TN, KY	-- 67
179.	1917 -- May 27, Tornado, Miss., AR, TN	-- 18
180.	1917 -- May 27, Tornadoes (3), 12 counties, TN	-- 13
181.	1917 -- May 27-28, Tornado outbreak (7), AL	-- 50
182.	1917 -- May 30, Tornadoes (8), MO	-- 67
183.	1917 -- June 01, Tornado, Coal County, OK	-- 14
184.	1917 -- June 05, Cooper/Boone/Audrain/Wright/Ray/Carroll Counties, MO	-- 34
185.	1917 -- June 05, Tornadoes, Shawnee/Jackson/Jefferson/Douglas Counties, KS	-- 10
186.	1917 -- June 06, Tornadoes, MI, PA, KY	-- 12
187.	1918 -- Jan 11, Tornado, Pike and Houston Counties (especially Webb), AL	-- 13
188.	1918 -- May 09, Tornadoes, IL and IA	-- 14
189.	1918 -- May 21, Tornadoes (7), 10 Counties, IA	-- 19
190.	1918 -- Aug 21, Brookings County SD / Lincoln, Lyon Counties, MN	-- 36
191.	1919 -- Mar 05, Tornadoes (4), AL and GA	-- 10
192.	1919 -- Mar 15, Tornadoes, Dover, ~Hinton, Kingfisher, Porter, Weatherford, OK	-- 9-14
193.	1919 -- Mar 16, Tornado outbreak, LA and MS, especially Isola, MS	-- 42
194.	1919 -- Apr 08, Tornado, F4, Collin and Fannin Counties, TX	-- 18
195.	1919 -- Apr 09, Tornadoes, TX	-- 56
196.	1919 -- Apr 09, Tornadoes, Fannin, Bryan, Coal, Pontotoc Counties, OK	-- 12
197.	1919 -- May 21, Tornado, Ellis and Rooks Counties, KS	-- 10
198.	1919 -- Jun 22, Tornado, Fergus falls (Ottertail County), MN	--50-59
199.	1920 -- Mar 11, Tornado, Carroll, AR and Taney, MO	-- 10
200.	1920 -- Mar 28, Palm Sunday Tornadoes, esp. GA/37 OH/29 IL/28 IN/28 AL/18, MI/13--	154
201.	1920 -- Apr 19, Tornadoes, Yell/Logan/Johnson/Pope Counties, AR	-- 19
202.	1920 -- Apr 20, Tornadoes, MS	-- 131
203.	1920 -- Apr 20, Tornadoes, AL	-- 92
204.	1920 -- May 02, tornado, Peggs (Cherokee County), OK	-- 71

**TORNADOES** – Deadliest American -- **CHRONOLOGICAL** (continued)

205.	1921 -- Feb 10, tornado, Oconee and Gardner (Washington County), GA	--	32
206.	1921 -- Apr 13, tornado, F4, Collin County, TX	--	11
207.	1921 -- Apr 15, tornadoes, Miller, Hempstead, Pile, Yell, Pope Counties, AR	--	56
208.	1921 -- Apr 15, tornadoes, Marion, Cass, Bowie Counties, TX	--	10
209.	1921 -- Apr 16, tornado outbreak (9), AL	--	15
210.	1921 -- Apr 21, Tornado, Northeast TX and AR	--	61
211.	1921 -- Apr 26, Tornado, Copiah, Simpson Counties, MS	--	15
212.	1921 -- Nov 17, Tornadoes, Polk/Clark/Hot Springs/Garland Counties, AR	--	11
213.	1921 -- Dec 23, Tornadoes, AR/MS	--	11
214.	1921 -- Dec 24, Tornadoes, LA, MS	--	14
215.	1922 -- Mar 13, Tornadoes, Murray and Latimer Counties, OK	--	13
216.	1922 -- Mar 14, Tornadoes, AR, LA, MS	--	14
217.	1922 -- Apr 08, Tornado, Runnels, Coleman and Callahan Counties, TX	--	12
218.	1922 -- Apr 17, Tornado, Warren County, IN	--	11
219.	1922 -- May 04, Tornado, Travis County, TX	--	12
220.	1922 -- Nov 04, Tornado, Creek and Pawnee Counties, OK	--	11
221.	1923 -- March 11, Tornado, Chester/Madison, TN	--	20
222.	1923 -- March 15, Tunica, Tate, Desoto, Quitman, Panola Counties, MS	--	17
223.	1923 -- April 4, Tornado, Rapides, LA	--	15
224.	1923 -- May 14, Tornado, F5, Howard and Mitchell Counties, TX	--	23
225.	1924 -- Apr 30, Tornadoes, SC	--	67
226.	1924 -- Apr 30, Tornado outbreak, GA	--	16
227.	1924 -- Apr 30, Tornado outbreak, AL	--	13
228.	1924 -- May 26, Tornadoes, MS	--	30
229.	1924 -- May 26-27, Tornadoes, AL	--	24
230.	1924 -- May 28, Tornado outbreak, OK	--	15
231.	1924 -- June 28, OH Tornadoes, Portage Co./3, Sandusky/9, esp. Lorain/>64, OH	--	≥89
232.	1924 -- Aug 10, Tornado, Thurman, CO	--	10
233.	1924 -- Sep 21, Tornadoes, WI	--	34
234.	1925 -- March 18, Tornadoes, esp. Tri-State Tornado (IL/IN/MO) 695; AL/KY/TN --740-792 1925 -- April 5, Tornado, Dade County, FL	--	5
235.	1925 -- Oct 25, Tornado, Pike-Bullock-Barbour-Crenshaw Counties, AL	--	18
236.	1926 -- Feb 24, Tornadoes, AR-MS and MS	--	10
237.	1926 -- Nov 09, Tornado, Charles and Prince Georges Counties, MD	--	17
238.	1926 -- Nov 25, Tornadoes, Thanksgiving Day, AR	--	58
239.	1926 -- Nov 25, Tornado, Sabine/Natchitoches/Red River, LA	--	12
240.	1927 -- Feb 17, Tornadoes, Sabine/Natchitoches/Red River, Tensas, LA	--	27

241.	1927 -- Feb 17, tornado, Warren, Covington, Jones, Jasper Counties, MS	--	14
242.	1927 -- Mar 17, tornado, Hot Springs, Saline, Pulaski Counties, AR	--	12
243.	1927 -- Mar 18, tornado, Carroll and Boone Counties, AR	--	24
244.	1927 -- Apr 12, tornado, Rock Springs, TX	--	74
245.	1927 -- Apr 18, tornado, Choctaw County, OK	--	10
246.	1927 -- Apr 19, tornadoes, IL	--	21
247.	1927 -- May 7, tornadoes, Comanche/Barber/Kingman/Reno/McPherson Ct's, KS	--	10
248.	1927 -- May 8, tornadoes, MO	--	12
249.	1927 -- May 9, tornadoes, AR/70, MO/93 (esp. Poplar Bluff/83), TX/40, IL/7, LA/1--	<	211
250.	1927 -- Sep 29, tornadoes, St. Louis City/County, MO/78; Madison Co. IL/7, AR/1--		86

**TORNADOES** – Deadliest American -- **CHRONOLOGICAL** (Cont.)

251.	1928 -- Sep 14, F4 tornado, Rockford, IL	--	14
252.	1929 -- Jan 18, tornadoes, IL-IN, MO, IL, KY	--	10
253.	1929 -- Feb 25, tornado, F4, Bolivar County, MS	--	19
254.	1929 -- Apr 05, tornado Pierce/St. Croix/Dunn/Barron/Rusk/Sawyer Counties, WI	--	12
255.	1929 -- Apr 10, tornado outbreak, AR	--	55
256.	1929 -- Apr 21, tornado, Crew and Desha Counties, AR	--	13
257.	1929 -- Apr 25, tornado outbreak, GA	--	49
258.	1929 -- May 02, tornadoes, VA	--	22
259.	1930 -- May 01, tornadoes, KS, MO, NE, IA, WI	--	14
260.	1930 -- May 06, tornadoes, TX	--	81
261.	1930 -- May 18, tornadoes, Arkansas and Phillips Counties, AR	--	20
262.	1930 -- Nov 19, tornado, Oklahoma County, OK	--	23
263.	1932 -- Jan 12, tornadoes, Hale/Tuscaloosa & Marengo/Perry, AL	--	10
264.	1932 -- Jan 14, tornado, Gibson, TN	--	10
265.	1932 -- Mar 21-22, "Deep South" tornadoes, AL $\geq$ 268, GA/37, KY/2, SC/3, TN/22--332-350		
266.	1933 -- Mar 14, tornado outbreak, esp. Nashville, Pruden, Kingsport area, TN	--	45-52
267.	1933 -- Mar 30/31, tornado outbreak/high winds, AL/2 AR/1 LA/11 MS/56 TX/18	--	88
268.	1933 -- May 01, tornadoes (2), Webster/Bienville/Claiborne, LA	--	34
269.	1933 -- May 05, tornadoes, AL	--	25
270.	1933 -- May 05, tornado, Anderson and Laurens Counties, SC	--	19
271.	1933 -- May 09, tornado, Monroe/Cumberland/Adair/Russell, KY	--	36
272.	1933 -- May 10, tornado, Overton/Pickett, TN	--	35
273.	1933 -- May 22, tornadoes, OK, KS, NE, ND	--	16
274.	1935 -- Feb 08, tornado, Leon and Houston Counties, TX	--	12
275.	1935 -- Apr 06, tornado, Wilkinson/Amite, MS; St. Helena, LA	--	14
276.	1936 -- Jan 18, tornadoes, AL (6 deaths), FL (7 deaths), GA (7 deaths)	--	20
277.	1936 -- Apr 1-2, tornado outbreak, AL/1 GA (especially Cordele) 30, NC/15, SC/1	--	45-47
278.	1936 -- Apr 05, tornadoes, AL/8, AR/1, MS/224-233, TN/16, esp. Tupelo, MS	--	249-258

279. 1936 -- Apr 06, tornadoes and fires (esp. Cooper Pants Factory), Gainesville, GA<sup>2482</sup>-- 203

**TORNADOES** – Deadliest American -- **CHRONOLOGICAL** (Cont.)

280. 1938 -- Feb 17, tornado, Rodessa, LA (at least 20) --20-21  
281. 1938 -- Mar 15, tornadoes, MS, AL (1), AR, IL (10), 2 counties MO (11), TN -- 22  
282. 1938 -- Mar 30, tornado outbreak, AR (11), IL (13), KS (11), MO (6) -- 41  
283. 1938 -- Apr 07, tornados, Aliceville area, AL (11) and Hiram area, GA (1) -- 12  
284. 1938 -- June 10, F5 tornado, Clyde and nearby vicinity (near Abilene), TX -- 14  
285. 1938 -- Sep 29, tornadoes, Charleston and area, SC -- 32
286. 1939 -- Apr 16, tornadoes, TX (6), AR (33) and LA (8) -- 47
287. 1940 -- Feb 10, tornado, Albany, GA -- 19  
288. 1940 -- Mar 12, tornado, Elysian Fields area TX (3); Shreveport area, LA (10) -- 13  
289. 1940 -- Apr 30, tornadoes, AR, esp. Benton area (6), IL (1), MO (6), TX (4) -- 17
290. 1941 -- Oct 26, tornadoes, Hamburg (15), Dardanelle area (6-7) AR --19-22
291. 1942 -- Feb 05-06, tornadoes, evening to afternoon, AL (3), AR (4), GA (13), MS (1)-- 21  
292. 1942 -- Mar 16-17, tornadoes, AL/2, IN/2, IL/22, KY/24, MS/85, TN/25 --159-160  
293. 1942 -- Apr 27, tornadoes, Rogers, Mayes (Pryor), Counties OK --56-60  
294. 1942 -- Apr 28, tornado, F4, Crowell, Foard County, West TX -- 11  
295. 1942 -- Apr 29, tornado, Oberlin vicinity, Decatur County, KS -- 15  
296. 1942 -- May 02, tornadoes, IL (1 death), KS (3), MO (1) OK (26), esp. Chilesville area-- 31  
297. 1942 -- June 12, tornado, Oklahoma County, OK -- 35  
298. 1942 -- Oct 29, tornado, F4, Berryville, Carroll County, AR -- 29
299. 1944 -- Apr 10, AR tornadoes, especially Duncan area (14) Monroe County, AR -- 39  
300. 1944 -- Apr 16, GA/SC tornado, GA (23), SC (2), esp. Royston/12 & Nuberg/10, GA-- 25  
301. 1944 -- Apr 16, tornado, esp. Abbeville/4, Greenwood area/8, Prosperity area/4, SC -- 16  
302. 1944 -- June 17, tornadoes, esp. Florence, Wilmot, Bath, SD (13); Big Stone, MN -- 13  
303. 1944 -- June 23, Appalachian tornadoes, WV/103 (esp. Shinnston area), MD/5 PA/45 -- 153
304. 1945 -- Feb 12, tornadoes, AL/38 (esp. Montgomery and Sumter counties) and MS/5-- 43  
305. 1945 -- Apr 12, tornadoes, OK/102 (Antlers/69; Muskogee Co./13), AR/21, MO/5 -- 128
306. 1946 -- Jan 04, TX tornados, esp. Clawson/3, Nacogdoches/10, Palestine/15 areas, east TX-- 30  
307. 1946 -- Jan 06, AR/MS tornadoes, esp. Lake Village AR; Coila/Indianola/Sunflower, MS --10-11  
308. 1946 -- Aug 17, tornadoes, esp. Green Gables tourist camp, Blue Earth Co., MN -- 9-11
309. 1947 -- Apr 09, tornadoes, Glazier, Higgins TX/69; OK/113-116, esp. Woodward/107-181-185  
310. 1947 -- Apr 29, tornadoes, AR/9, MO/15-16, IL, IA, especially Worth, MO (13-15) --24-25  
311. 1947 -- June 01, tornado, F4, Jefferson County, especially Pine Bluff area, AR -- 35  
312. 1947 -- Dec 31, LA-AR tornado, esp. Cotton Valley, LA/14, elsewhere LA/4 and AR/1-- 19

---

<sup>2482</sup> Cross-listed in Fire-Structural. Approximately 40-70 people died in the Cooper Pants Factory fire.

**TORNADOES** – Deadliest American -- **CHRONOLOGICAL** (continued):

313. 1948 -- Mar 19, tornadoes, MO/4, KY/2, OH/4, IL/33, especially Bunker Hill/19 -- 43  
314. 1948 -- Mar 25, OK tornado, especially farm homes near Wetumka and Lenna, OK -- 13  
315. 1948 -- Mar 26, tornadoes, Clay/Putnam/Hendricks (esp. Coatesville)/Madison counties, IN--20  
316. 1948 -- Nov 05, tornadoes, Madison, Yazoo, Tippah counties, MS -- 10
317. 1949 -- Jan 3, AR tornadoes, especially Warren (55), Bradley County, AR --57-58  
318. 1949 -- Mar 26, tornadoes, esp. Lonoke/Clark/Prairie/Woodruff/Jackson counties, AR --18-24  
319. 1949 -- May 21, tornadoes, IL/9 deaths, IN/17, MO/25, esp. Cape Girardeau area/23-- 51  
320. 1949 -- Nov 24, tornadoes, Blount/4, DeKalb/1 and Tallapoosa/10 counties, east AL-- 15  
321. 1949 -- Dec 11, tornadoes, Cross Roads cmty., AR, and esp. Poplar Bluff area, MO -- 10
322. 1950 -- Feb 11-13, tornadoes. Feb 11-12: TX (8) and LA (25). Feb 13: TN (9) -- 42  
323. 1950 -- Apr 28, tornadoes, TX/5 deaths: Clyde/3 & Baird/2; Holdenville/5 & Hobart/1, OK-- 11
324. 1952 -- Mar 21-22, tornadoes, AL/4, AR/110-112, MS/9, MO/17, TN/72-75 --212-217
325. 1953 -- Mar 13, tornado, northwest Haskell County to southern Knox County, TX -- 17  
1953 -- Apr 18, windstorm and tornadoes, AR (1 death), AL (7), GA (1) -- 9  
326. 1953 -- Apr 30, tornadoes, especially Warner Robins area, GA --20-21  
327. 1953 -- May 01-02 tornadoes, especially AL (9 deaths, May 1), TN (4 deaths, May 2)-- 13  
328. 1953 -- May 10, tornado outbreak, especially MN (8 deaths) and WI (4 deaths) -- 12  
329. 1953 -- May 11, tornadoes, Tom Green and McLennan Counties (Waco/114), TX -- 127  
330. 1953 -- June 07, tornado, Madsen farm near Arcadia, Nebraska --10-11  
331. 1953 -- June 08, tornadoes, MI/125 (especially Flint/115), OH/18 -- 143  
332. 1953 -- June 09, F4 tornado; Worcester/60, Holden/9, Shrewsbury/12, Westborough/6, MA-- 94  
333. 1953 -- Dec 05, F5 tornado, Warren County, MS, especially Vicksburg, MS -- 38
334. 1955 -- Feb 1, tornadoes/strong winds, Commerce Landing school/20 & Lewisburg/3, NW MS- 23  
335. 1955 -- May 25, KS/OK tornadoes, esp. Udall/77, Cheyenne/5, KS; Blackwell, OK/20--104
336. 1956 -- Apr 03, MI tornadoes, especially Hudsonville/14, Standale/4, Benzie Co./2, MI--20  
337. 1956 -- Apr 15, tornado, Jefferson County, west and northwest Birmingham area, AL-- 25
338. 1957 -- Jan 22, tornado, Sequoyah County (Gans), OK -- 10  
339. 1957 -- Apr 02, tornado, Dallas County, TX -- 10  
340. 1957 -- May 15, tornadoes, Lockney, Floyd County/1; Silverton, Briscoe Co./20, TX-- 21  
341. 1957 -- May 20, tornado, KS/6 & KC MO suburbs/33, esp. Hickman Mills-Ruskin Heights--39-44  
342. 1957 -- May 21, tornadoes, especially Desloge/7, Fremont/6, Van Buren/1, MO --14-15  
343. 1957 -- June 20, supercell thunderstorm, tornadoes, Fargo, ND F5 (12), SD (1) -- 13  
344. 1957 -- Nov 07, tornado outbreak, LA (8-9), MS (2), TX (3) --13-14  
345. 1957 -- Dec 18, tornadoes, Murphysboro/10, Mt. Vernon/Sand Ridge/Sunfield/1 each, IL-- 13

**TORNADOES** – Deadliest American -- **CHRONOLOGICAL** (continued):

346. 1958 -- Feb 26, tornadoes, 5 counties, esp. Farmhaven, Madison Co./6, south & cent. MS--13  
347. 1958 -- June 04, tornadoes, esp. Colfax/15, Chippewa Falls/2, Fall Creek-Wien/4, WI-- 28  
348. 1958 -- June 10, tornado, El Dorado, Butler County, KS --13-15
349. 1959 -- Feb 10, tornado, St. Louis City and County, MO -- 21  
350. 1959 -- Sep 30, Hurricane Gracie tornado, Ivy, Albemarle County VA<sup>2483</sup> --11-12
351. 1960 -- May 05, OK tornado outbreak, multiple locales, especially Wilburton (13) OK-- 32  
352. 1961 -- May 05, F4 tornado, Leflore County, OK, especially Howe (12 killed) -- 16  
353. 1962 -- Mar 31, tornado, Milton, Santa Rosa County, FL -- 17  
354. 1963 -- Apr 29, tornadoes, deaths in MO/1, MS/8, TN/3; also: AR, GA, IN, KY, TN-- 12  
355. 1964 -- Jan 24, tornado, Harpersville, AL -- 10  
356. 1964 -- May 08, tornado, Chesterfield Twp., Mount Clemens area, Macomb Co., MI-- 13  
357. 1964 -- Oct 03, tornado (spawned by Hilda), Larose, Lafourche Parish, LA<sup>2484</sup> -- 24  
358. 1965 -- Apr 11, storms/Palm Sunday tornado outbreak, IL/IN/IA/MI/OH/WI --260-271  
359. 1965 -- May 06, tornadoes, Anoka/Carver/Hennepin/Ramsey/Sibley counties, MN --13-14  
360. 1966 -- Mar 03, tornado, Hinds/19 (Jackson), Rankin/6, Scott/26, Leake/6 counties, MS-- 57  
361. 1966 -- Apr 04, tornado deaths, Pinellas/3, Polk/8, Hillsborough, Osceola counties, FL-- 11  
362. 1966 -- June 08, tornadoes, Topeka vicinity (16), and Leavenworth County (1), KS -- 17  
363. 1967 -- Apr 21, tornadoes, northern IL, esp. Oak Lawn area (33) and Belvidere (24) -- 58  
364. 1967 -- Apr 30, MN tornadoes, esp. Freeborn (7 deaths), and Waseca (6) counties MN-- 13  
365. 1968 -- Apr 03, tornadoes, AR (6), KY (2), TN (4) -- 12  
366. 1968 -- Apr 19, F4 tornado, Greenwood, Sebastian County, AR -- 14  
367. 1968 -- Apr 23, tornado outbreak, OH, MI, TN, KY -- 14  
368. 1968 -- May 15, tornado outbreak, esp. AR/45, IA/18, IL/8; also, IN, KS, OH, MO -- 71  
369. 1969 -- Jan 23, tornado, esp. Copiah/11, Simpson/12, Smith/9 counties, central MS -- 32  
370. 1969 -- Aug 06, MN tornadoes, especially Roosevelt Lake area/11, MN -- 15
371. 1970 -- Apr 17-18, tornadoes, TX Panhandle, esp. Sherwood Shores, Donley Co., TX --22-23  
372. 1970 -- May 11, F5 tornado, Lubbock, TX -- 26  
373. 1971 -- Feb 21, tornadoes, Delhi LA/11; MS/110, esp. Pugh City/22, Inverness/19, Cary/14--121  
374. 1971 -- Apr 27, tornadoes, KY/9 (particularly Mt. Pleasant Church area/6), IL (1) -- 10  
1972 -- Apr 05, tornado, Vancouver, Washington -- 6  
375. 1973 -- Mar 31, tornadoes, Rockdale, Walton, Clarke Co's. GA/3, Abbeville Co. SC/7-- 10  
376. 1973 -- May 26, tornadoes, AR/3, Cheney Reservoir KS/3, Keefeton OK/5 -- 11  
377. 1974 -- Apr 3-4, tornadoes, esp. AL, GA, IL, IN, KY, MI, NC, OH, TN, VA/WV--294-342  
378. 1974 -- June 08, tornado, esp. Creek County/13, esp. Drumright/12, Osage Co./1, OK-- 14  
379. 1975 -- Jan 10, tornado outbreak (8), LA/MS/AL -- 11  
380. 1977 -- Apr 04, tornado, Jefferson County, AL -- 22  
381. 1978 -- June 17, tornado, showboat *Whippoorwill* capsized, Pomona Lake, KS<sup>2485</sup> -- 16  
382. 1979 -- Apr 10, tornadoes, Red River Valley (esp. Wichita falls, TX), OK/TX --56-57

<sup>2483</sup> Cross-listed in Hurricanes

<sup>2484</sup> Also included in Hurricane Hilda fatality count of 42.

<sup>2485</sup> Cross-listed in Maritime.

**TORNADOES** – Deadliest American -- **CHRONOLOGICAL** (continued):

383. 1982 -- Apr 02, tornadoes, 7 counties, esp. Faulkner and Hempstead Co's., AR<sup>2486</sup> --14-15  
384. 1982 -- Apr 02, tornado, Lamar, Red River Counties, TX -- 10  
385. 1982 -- May 29, F4 tornado, Marion, Williamson County, IL -- 10  
386. 1984 -- April 21, MS (15-16) & TN Tornadoes esp. Water Valley and Philipp, MS --15-16  
387. 1984 -- April 26, Tornado outbreak, IA, MN (1), KS, and especially OK (11) -- 12  
388. 1984 -- June 7, Tornado outbreak, especially WI (9 deaths), IA (3) and MO (1 death)-- 13  
389. 1985 -- May 31, Tornadoes, OH (11 fatalities) and PA (65-67 fatalities) --76-78  
390. 1987 -- May 22, Tornado, Saragosa, Reeves County, TX -- 30  
391. 1987 -- Nov 15, Tornadoes, TX (10 deaths) and LA (1) -- 11  
392. 1989 -- Nov 15, Tornado, Madison County, AL -- 21  
393. 1989 -- Nov 16, Tornado, East Coldenham Elementary School, Newburgh, NY<sup>2487</sup> -- 9-10
394. 1990 -- Aug 28, F5 Tornado, Kendall and Will Counties (especially Plainfield), IL -- 29  
395. 1991 -- Apr 26, Tornadoes, KS (18 deaths); OK (4 deaths), esp. Andover area, KS -- 22  
396. 1992 -- Nov 21-23, Tornado outbreak, GA/6 KY/1 MS/15 NC/2 SC/1 TN/1 -- 26  
397. 1994 -- Mar 27, Tornadoes, esp. Cherokee/20, Pickens/9, Lumpkin/3 counties, AL -- 40  
398. 1997 -- Mar 01, Tornadoes; especially AR (27 deaths) MS (1 death) and TN (1)<sup>2488</sup> -- 29  
399. 1997 -- May 27, Tornadoes, Jarrell (Williamson Co.); Lakeway (Travis Co.) TX --28-29  
400. 1998 -- Feb 22-23, Tornadoes, Orange, Osceola, Seminole, Volusia Counties, FL -- 42  
401. 1998 -- Mar 20, Tornado, Hall (Gainesville Area) and White Counties, GA -- 12  
402. 1998 -- Apr 08, Tornadoes, Oak Grove, Moody Counties, Birmingham, AL -- 34  
403. 1999 -- May 03, Tornadoes (74; 58 in OK); KS (6 deaths) & especially OK (45)<sup>2489</sup> --51-55
404. 2000 -- Feb 13-14, Georgia Tornadoes, esp. Camilla, Mitchell County, GA -- 19  
405. 2000 -- Dec 16, Tornadoes, Geneva (1 fatality) and Tuscaloosa (11 deaths), AL -- 12  
406. 2002 -- Nov 10, Tornado outbreak, AL (12) MS (1) OH (5) PA (1) TN (15) -- 34  
407. 2003 -- May 4, Tornadoes, SE KS (8) MO (19) TN (11) esp. Denmark area -- 38  
408. 2005 -- Nov 6, Tornado, Eastbrook Mobile Homes, Evansville & Warrick Co., IN<sup>2490</sup> --24-25  
409. 2006 -- Apr 2, Tornadoes, high-wind Storms, AR, IL, IN, MO, esp. NW TN --29-30  
410. 2007 -- Feb 2, Tornadoes, Lady Lake and Lake Mack, Lake County, Central FL -- 21  
411. 2007 -- March 1, Tornado outbreak (Prairie, Enterprise), AL -- 10  
412. 2007 -- May 04, tornado outbreak, Greensburg (11), Hopewell (1), Macksville (1), KS-- 13  
413. 2008 -- Feb 05-06, "Super Tuesday" tornado outbreak, AL, AR, KY, TN --62-63  
414. 2008 -- May 10, tornadoes, northeast OK and southwest MO -- 21  
2009 -- Feb 10, tornado, Lone Grove, OK -- 8

---

<sup>2486</sup> Fifteenth fatality was indirect – policeman killed at a roadblock leading to damaged area in Faulkner County.

<sup>2487</sup> Seven children died immediately, two in hospitals shortly thereafter, and one by a car three days later, the driver of which was "gawking" at the tornado damage.

<sup>2488</sup> Includes one indirect electrocution death in Pulaski County, AR, on March 2, during clean-up; male, 35.

<sup>2489</sup> We show a range of 51-55 because while we have one National Weather Service source noting 55 fatalities we note several other NWS and NOAA sources noting 45-46. We have been able to identify fifty-one deaths, including five indirect fatalities.

<sup>2490</sup> The range has to do with whether sources cited include death of stillborn (8 months) Elaina Faith Warren, in Warrick County. Some sources note twenty-four fatalities, and some 25, including stillborn girl as the 25<sup>th</sup>.



**TORNADOES** – Deadliest American -- **CHRONOLOGICAL** (continued)

415.	2010 -- Apr 24, tornado, central MS (Choctaw, Holmes and Yazoo County deaths)	--	10
416.	2011 -- Apr 14-16, storms, wind, tornadoes, flash flood, AL, AR., MS, NC, OK, VA <sup>2491</sup>		46
417.	2011 -- Apr 25, severe storms, flash floods, tornadoes, Ark.	--	10
418.	2011 -- Apr 27, tornadoes, storms, flash floods, AL, AR, MS, TN, GA, VA, KY	--341-350	
419.	2011 -- May 22, tornado, Joplin, MO	--159-163	
420.	2011 -- May 24, tornadoes, OK, KS, Ark	--	17
421.	2012 -- Feb 30, severe weather, tornadoes, Harrisburg, IL, KS, KY, MO, NE, TN	--	12
422.	2012 -- Mar 02, tornadoes, Midwest and South, esp. AL, GA, IN, KY, OH, TN	--	39
423.	2013 -- May 20, tornado, Moore, OK	--	24
424.	2013 -- May 31, tornadoes, flooding, Oklahoma City region, Central OK <sup>2492</sup>	--	20
425.	2014 -- Apr 27-28, tornadoes, AR, OK, IA, AL, MS, TN, especially AR and MS	--	37
426.	2015 -- Dec 23, tornadoes, AR (1 death) MS (10 deaths) and TN (6 deaths)	--	17
427.	2015 -- Dec 26, tornadoes, north TX, Blue Ridge, Copeville, and esp. Garland, TX	--	11
428.	2017 -- Jan 21 (MS/4) and Jan 22 (GA/16-17) tornadoes and high wind (FL/1) <sup>2493</sup>	--21-22	
429.	2019 -- Mar 03, tornadoes, esp. EF-4 Lee County (including Beauregard), AL	--	23
430.	2020 -- Mar 02 (late)-3 <sup>rd</sup> (early), tornadoes, central TN, esp. Putnam County/19	--	24
431.	2020 -- Apr 13, storms/tornadoes, esp. LA, AR (1), MS (12), GA/8, SC/9, NC/1, TN/3--		34
432.	2021 -- Dec 10, tornadoes and severe weather, AR/2, IL/6, KY/76, MO/2, TN/5	--	≥91
433.	2023 -- Mar 24, tornado & severe storms MS/25 & AL/1, especially Rolling Fork, MS--		26
434.	2023 -- Mar 31, tornadoes, deaths in 7 states; AL/1, AR/5, IL/4, IN/5, MS, TN/15, DE--		32
435.	2024 -- May 25-26, storms and tornadoes, TX (7), OK (2), AR (8), KY (5), VA (1)	--22-23	

---

<sup>2491</sup> Cross-listed in Wind Storms – there were deaths due to winds knocking trees down on cars and dwellings, tornadoes, and flash flooding (2).

<sup>2492</sup> Two of the deaths were confirmed as drownings amongst group seeking safety in a storm drain. Not in this total are three flooding deaths in Missouri.

<sup>2493</sup> Range reflects Albany, GA boy, 2, still missing one month later. The FL death was attributed to high wind.

**TSUNAMIS, and “Freak” Wave – Deadliest American – By MORTALITY**

1. 1946 -- Apr 01, Aleutian Islands, AK earthquake, tsunami (AK/5, CA/1, HI/159-173)-165-179
2. 1964 -- Mar 27, earthquake & tsunamis, Prince William Sound, AK (also OR, CA) -- 124  
--≥106 AK tsunami  
-- 13 CA tsunami (11 Crescent City, 1 at Bolinas Bay and 1 Klamath Riv. mouth  
-- 5 OR tsunami (4 Beverly Beach State Park and 1 tsunami-related at Seaside)
3. 1960 -- May 23, tsunami, Hilo, HI, from May 22 Great Chilean Earthquake -- 61
4. 1868 -- Apr 02, volcano-induced earthquake and tsunami, Hawaii Island, HI --46-47
5. 2009 -- Sep 29, tsunami, magnitude 8.0 earthquake 120M offshore, American Samoa -- 34
6. 1837 -- Nov 07, tsunami, Islands of Maui and Hawaii, HI --15-≥16

**Other:**

1. 1942 -- Lake Erie large wave, Cleveland, OH -- 7
2. 1854 -- tsunami Hits Oregon coast, from December 23-24 Japan earthquakes -- 5
3. 1877 -- tsunami in Hawaii from Chilean earthquake, May 10 -- 5
4. 1900 -- Lituya Bay tsunami, Alaska, Aug 11 -- 5
5. 1958 -- July 10, tsunami (quake), southeast Alaska, esp. Lituya Bay & Khantaak Isl., AK-- 5
6. 1894 -- Commencement Bay tsunami, Puyallup River Delta, Tacoma WA, Nov 28 -- 2
7. 1930 -- Southern California tsunami, Redondo Beach, August 31 -- 1
8. 1946 -- Aleutian Islands, Alaska earthquake/tsunami, California only, April 1 -- 1

**TSUNAMIS, “Freak” Waves – Deadliest American – Chronological**

1. 1837 -- Nov 07, Tsunami, Islands of Maui and Hawaii, HI --15-≥16  
 1854 -- Tsunami Hits Oregon Coast, from December 23-24 Japan Earthquakes -- 5
2. 1868 -- Apr 02, Volcano-induced earthquake and tsunami, Hawaii Island, HI --46-47  
 1877 – May 10, Tsunami in Hawaii from Chilean Earthquake -- 5  
 1894 – Nov 28. Commencement Bay Tsunami, Puyallup River Delta, Tacoma WA -- 2  
 1900 -- Lituya Bay Tsunami, Alaska, August 11 -- 5  
 1930 – Aug 31, Southern California Tsunami, Redondo Beach, CA -- 1  
 1942 -- Lake Erie Large Wave (not a tsunami), Cleveland -- 7
3. 1946 -- Apr 1, Aleutian Islands, AK Earthquake, Tsunami (AK/5, CA/1, HI/159-173)-165-179  
 1958 -- July 10, tsunami (quake), southeast Alaska, esp. Lituya Bay & Khantaak Isl., AK-- 5
4. 1960 -- May 23, Tsunami, Hilo, HI, from May 22 Great Chilean Earthquake -- 61
5. 1964 -- Mar 27, earthquake & tsunamis, Prince William Sound, AK (also OR, CA) -- 124  
 --≥106 AK tsunami  
 -- 13 CA tsunami (11 Crescent City, 1 at Bolinas Bay and 1 Klamath Riv. mouth  
 -- 5 OR tsunami (4 Beverly Beach State Park and 1 tsunami-related at Seaside)
6. 2009 -- Sep 29, Tsunami, magnitude 8.0 earthquake 120M offshore, American Samoa-- 34

**VIOLENCE**<sup>2494</sup> – **Master Set** – **Deadliest American** -- **By MORTALITY**

1. 1540 -- Oct 18, Spanish (de Soto) battle/massacre, with Atahachi, Mabila, AL --2,500-6,000
2. 1838 -- May-March 1839, Cherokee Relocation, NE AL/NW GA/SE TN/NW NC to OK<sup>2495</sup> ~4,000
3. 2001 -- Sep 11, 9/11 Terrorist Attacks, WTC (NYC), Pentagon, Shanksville, PA<sup>2496</sup> --3,064  
--Sep 11, World Trade Center, American 11 and United 175, NY --2,830  
--Sep 11, American Airlines hits Pentagon, Arlington, VA -- 189  
--Sep 11, United Airlines N591UA Crash Shanksville, PA -- 45
4. 1941 -- Dec 7, Attack by Japanese on Pearl Harbor, HI --2,402
5. 1675 -- Dec 19, English colonists massacre Narragansetts, Great Swamp, RI --365-1,100
6. 1978 -- Nov 18, Jonestown Massacre, Peoples Temple mass suicide-murder, Guyana<sup>2497</sup>-- 918
7. 1599 -- Jan 21, Spanish (Oñate) massacre Acoma Natives, punitive expedition, NM -300-800
8. 1862 -- Aug 17-23 especially, Dakota “insurrection,” southcentral MN; also IA --750-779
9. 1637 -- May 26, Mystic Massacre, Eng. Colonists attack Pequot vil., Mystic Riv. CT--400-700
10. 1644 -- Feb, massacre, Dutch attack Siwanoy, Petuquapaen, ~Cos Cob, CT<sup>2498</sup> --500-700
  
11. 1903 -- Dec 30, trampling, suffocation, Iroquois Theater fire, Chicago, IL<sup>2499</sup> -- 602
12. 1853 -- late fall, Burnt Ranch Massacre, settlers kill Tolowa/Yontocket, Smith Riv., No. CA--450-600
13. 1644 -- Apr 18 (or Mar 18), Powhatans attack English colonists along James River, VA --400-500
14. 1864 -- July 30, Rebels kill wounded/surrendered/trapped black soldiers, Petersburg, VA -- ~500
15. 1864 -- Sep, general massacre of Yana Natives, Northern CA -->335-500
16. 1942 -- Nov 28, fire/trampling/suffocation, Cocoanut Grove Nightclub, Boston, MA<sup>2500</sup>--498
17. 1863 -- Jan 29, US Army massacre Shoshone, camp on Bear River, Utah Terr., ID --250-493
18. 1813 -- Aug 30, Creeks massacre militia/settlers, Fort Mims, Baldwin Co., AL --250-400
19. 1859 -- late Mar-May, White massacres of Yuki Natives, Round Valley, Mendocino Co., CA --240-400
20. 1864 -- Apr 20-22, Rebels kill black soldiers, runaway slaves, others, Plymouth, NC-300-400
  
21. 1763-64--Unangan/Eastern Aleut conflict with Russians, Unalaska/Umnak/Unimak Isl., AK--≥375  
--175-188 Russian hunters/sailors killed in retaliation for atrocities and trespass  
-- >200 Unangan/Aleut killed by Russians in retaliation.
22. 1876 -- June 25, Battle of the Little Bighorn ~Little Bighorn Riv., SE MT Territory--315~363

---

<sup>2494</sup> We use Hofstadter’s definition: “Acts of violence...are those which kill or injure persons or do significant damage to property. Acts of force are those which prevent the normal free action or movement of other persons, or which inhibit them through the threat of violence....A line of policemen arrayed against, say, demonstrators or strikers, represents force. Violence begins when they use their weapons.” (Richard Hofstadter and Michael Wallace (Eds.), *American Violence: A Documentary History*. Vintage Books, 1970, 9.)

<sup>2495</sup> Also referred to as Cherokee Trail of Tears as well as a “forced-march” relocation. Geographic area of coverage comes from sources in Narrative document and map in Thornton (1990) from Morris, Goins and McReynolds ([1965] 1986:20), entitled “The Trail of Tears.” Shows two Cherokee relocation routes from area encompassing north/northwest GA, southwest NC, southeast TN and northeast AL. One route is northwest through TN into KY, westward to southern IL, then down into southeastern MO, into northern Ark. and then westward into OK. Second route was westward through TN and AR to OK.

<sup>2496</sup> The four planes involved are each cross-listed in Aviation.

<sup>2497</sup> Northeast South America, with Venezuela to the west, Brazil to the south and southwest and Suriname to the east. All were from the U.S. except for a number of adopted Guyana children.

<sup>2498</sup> Some place massacre in Westchester County, NY (Dinan. “Historians Sift Clues...” *Greenwich Time*, 3-5-2006.)

<sup>2499</sup> Cross-listed in Fire-Structural.

<sup>2500</sup> Cross-listed in Fire-Structural.

23. 1890 -- massacre, Natives attacked by U.S. 7<sup>th</sup> Cavalry, Wounded Knee, SD -- 350  
 24. 1622 -- Mar 22, Jamestown Massacre, Natives attack, Jamestown Colony, VA -- 347  
 25. 1836 -- Mar 27, Mexican Pres. Santa Anna orders execution of TX prisoners, Goliad, TX-- 342

**VIOLENCE – Deadliest American – By MORTALITY (continued)**

26. 1676 -- May 19, Eng. colonists massacre Natives, Peskeompskut, Turners Falls, MA--200-300  
 27. 1712 -- Jan 28, NC/SC militia, Indian allies retaliate against Tuscarora, Craven Co. NC-- 300  
 28. 1729 -- Nov 28, Ft. Rosalie Massacre, French colonists by Natives, Natchez, MS --200-300  
 29. 1813 -- Nov 03, Tallushatchee Battle/massacre, Gen. Coffee destroys Creek village, AL--300  
 30. 1851 -- massacre, white miners burn Wintu Council House, Old Shasta, CA -- 300  
 31. 1863 -- Sep 03, massacre, Army attacks Dakota/Lakota Sioux, Whitestone Hill, ND--150-300  
 32. 1864 -- Apr 12/13, massacre, Confederates kill captives, esp. Blacks, Fort Pillow, TN -- ~300  
 33. 1868 -- Sep 28, Opelousas Massacre begins (racial/political), St. Landry Parish, LA--150-300  
 34. 1876 -- Dec 05, fire, trampling, suffocation, Conway Theater, Brooklyn, NY<sup>2501</sup> --284-300  
  
 35. 1988 -- Dec 21, Pan Am Flight 103 blown-up over Lockerbie, Scotland<sup>2502</sup> --(189 U.S.) 270  
 36. 1836 -- Feb 23-Mar 06, fall of the Alamo, Texans revolt from Mexico -- 257  
 37. 1860 -- whites attack Yuki Natives near Round Valley, Mendocino County, CA -- 250  
 38. 1860 -- Feb 26, whites massacre Natives, Indian Isl. & Humboldt Bay vic., CA -->100->250  
 39. 1983 -- Oct 23, terrorism, Marine Corps Barracks truck bomb, Beirut, Lebanon -- 241  
 40. 1859 -- May, whites massacre Yuki Natives, Round Valley, Mendocino County, CA -- 240  
 41. 1861 -- Late Sep, Horse Canyon Massacre, whites/Natives attack Wailaki, Round Val. CA--100-240  
 42. 1870 -- Jan 23, Baker Massacre/2<sup>nd</sup> Cav. of Piegan camp, Marias River, MT Terr. --173-217  
 43. 1999 -- Oct 31, mass murder, Egypt Air Flight 990 crash, off Nantucket Is. MA<sup>2503</sup> -- 217  
 44. 1940 -- Apr 23, Rhythm Night Club fire, suffocation, trampling, Natchez, MS -- 209  
  
 45. 1539 ---Sep 16, Napituca Massacre, Hernando de Soto executes Timucuan, No. Cen. FL-30-200  
 46. 1623 -- May 12, Cpt. Tucker VA party poison/kill Powhatans, Patawomeck, VA --150-200  
 47. 1690 -- May 20, massacre, French/Indians attack settlers, Falmouth (Portland), ME~120-200  
 48. 1784 -- Russian fur traders massacre Sugpiaq Natives, Kodiak Island, AK -->200  
 49. 1850 -- May 15, Bloody Island Massacre, US Army attacks Pomo, Clear Lake, CA --60-200  
 50. 1874 -- Apr 30-May 9 “Brooks-Baxter (contending Govs.) War” Little Rock AR -->200  
 51. 1917 -- July 1-3, especially July 2, East St. Louis anti-Black race riots, IL --48-200  
 52. 1919 -- Sep 30-Oct 2, racial violence, Hoop Spur, Elaine vic., Phillips Co., AR --100-200  
  
 53. 1863 -- Aug 21, atrocity/war crime, Quantrell’s Raiders, Lawrence, KS -- 191  
 54. 1757 -- Aug, Natives massacre garrison after surrender, Fort William Henry, NY -- ~184  
 55. 1908 -- Mar 04, fire, trampling, suffocation, Lakeview School, Collinwood, OH<sup>2504</sup>--172-178  
 56. 1846 -- Mid Apr, Sacramento River Massacre, Carson/Fremont attack Natives, N. CA-->175  
 57. 1908 -- Jan 13, fire and trampling, Rhoads Opera House, Boyertown, PA<sup>2505</sup> --169-175

<sup>2501</sup> Cross-listed in Fire-Structural

<sup>2502</sup> Sub-listed in Terrorism and cross-listed in Aviation.

<sup>2503</sup> Cross-listed in Aviation.

<sup>2504</sup> Cross-listed in Fire-Structural

<sup>2505</sup> Cross-listed in Fire-Structural

**VIOLENCE – Master Set – Deadliest American – By MORTALITY (continued)**

58. 1995 -- Apr 19, terrorism, Alfred P. Murrah Federal Bldg. Bombing, Oklahoma City<sup>2506</sup>--168  
59. 1800 -- Feb 01, U.S. Frigate *Constellation* engagement with French *La Vengeance*<sup>2507</sup> -- 160
60. 1852 -- Apr 23, Bridge Gulch Massacre, whites attack Natives ~Hayfork, No. CA --140-153  
61. 1802 -- June, Tlingits attack Russians/Aleut workers, Fort Archangel St. Michael, AK-- ≤150  
62. 1833 -- Early Sum., Cutthroat Gap Massacre, Osage attack Kiowa, ~Saddle Mt., OK -- ~150  
63. 1857 -- Sep 03, Massacre, Col Harney Attacks Sioux Camp, Bluewater Creek, NE -- 150  
64. 1862 -- Oct 24, Massacre of Tonkawa by pro-Union Natives near Anadarko, OK --136-150  
65. 1864 --Apr 25, Rebels murder runaway slaves with Union force, Marks' Mills, AR->100-150  
66. 1864 -- Nov 29, Sand Creek Massacre of Cheyenne/Arapaho near Fort Lyon, CO --130-150  
67. 1866 -- May 19-21, Massacres of Chinese Miners by Natives, Battle Creek vic., OR --50-150  
68. 1871 -- Apr 30, massacre of Apache, Camp Grant Arivaipa, Arizona Territory --125-150
69. 1850 -- "Friendship Feast," Whites poison Trinity Riv. Wintu Natives, Shasta Co., CA-- 145  
70. 1565 --Sep 20, Massacre, Spanish troops kill male French colonists, Ft. Caroline, FL<sup>2508</sup>~140  
71. 1711 -- Sep 22, Tuscarora Massacre of White Settlers, Bath County, NC -->130-140  
72. 1840 -- Oct 24, TX volunteers ambush Comanche camp, Red Fork Col. River, TX --110-140  
73. 1857 -- Sep 11, Mt. Meadows Massacre, Mormons/Paiutes attack Wagon Train, UT--120-140  
74. 1877 -- July 17-27, Great Railroad Strike, workers vs. police/military, esp. WV/MD/IL/PA/NY/OH--100-137
75. 1676 -- Jul 02, Massacre, Eng. Colonists attack Narragansett camp ~Providence, RI-100-126  
76. 1877 -- Aug 9-10, Battle of the Big Hole, US Army attacks Nez Perce, Beaverhead Co., MT--91-121  
77. 1643 -- Feb 25, New Amsterdam Dutch massacre Natives, Pavonia [NJ]<sup>2509</sup> --80-120  
78. 1644 -- Early (Jan?), Massacre, Dutch and English attack Mespeth (Long Island, NY) -- 120  
79. 1863 -- July 13-17, Anti-Draft and Racial Riots, New York City, NY --105~120
80. 1902 -- Sep 20, Panic/Stampede, Shiloh Baptist Church Birmingham, AL -- 115  
81. 1941 -- Oct 31, Attack, USS *Reuben James* Sunk, German Submarine, near Iceland<sup>2510</sup>-- 115
82. 1873 -- April 13, Racial and Political Violence, Colfax, Louisiana --67-105  
83. 1868 -- Nov 27, "Battle" of the Washita, Custer attacks Cheyenne village, OK -- 103  
84. 1811 -- Jan, Deslondes Slave Rebellion and Retaliation, German Coast, LA -- 101  
85. 1542 --~Mid-May, Massacre, de Soto's men attack Natives in Nilco province town, AR--~100  
86. 1655 -- Sep 15-18,<sup>2511</sup> Natives attack Dutch in New Netherland (NY and NJ) --16-100  
87. 1724 -- Aug 23, Massacre, colonial militia attack Abenaki village, Norridgewock, ME~80-100

---

<sup>2506</sup> Cross-listed in Explosions and in Fire-Structural.

<sup>2507</sup> Cross-listed in Maritime

<sup>2508</sup> Today's Jacksonville.

<sup>2509</sup> Giersbach writes that the attack site was today's Corlaer's Hook, Jersey City. *Wikipedia* has it that Pavonia was "on the west bank of the North River (Hudson River)...in what would become today's Hudson County, New Jersey." (*Wikipedia*. "Pavonia, New Netherland," 11-11-2012 modification.)

<sup>2510</sup> Cross-listed in Maritime. This was before Pearl Harbor and U.S. declarations of war -- part of Neutrality Patrol.

<sup>2511</sup> These are the dates for the initial Native attacks and colonial deaths. There were additional deaths on both sides in retaliatory Dutch attacks.

88. 1771 -- May 16, "Regulators" uprising, Battle of Alamance, near Burlington, NC --26~100  
 89. 1790 -- Jan late, Olowalu Massacre, Cpt. Metcalfe, *Eleanora*, fires on Native canoes, Maui >100  
 90. 1855 -- Jan 01, settlers massacre Tolowa, Etchulet (Achulet), ~Lake Earl, No. CA --30->100  
 91. 1863 -- July 11-17, New York Draft Riots, NY -- 100  
 92. 1864 -- July 28-29, US Army attacks Dakota Sioux, Killdeer Mountain, ND Territory --~100  
 93. 1876 -- Sep 15-21, Racial Violence, esp. ~Ellenton, Aiken & Barnwell Co's. SC --25-100  
 94. 1921 -- May 31-Jun 1, Race Riot, whites attack blacks, Greenwood area, Tulsa, OK<sup>2512</sup>-39-100  
 95. 2003 -- Feb 20, fire, trampling, Station Nightclub, West Warwick, RI<sup>2513</sup> -- 100

**VIOLENCE – Master Set -- Deadliest American – By MORTALITY (continued)**

96. 1812 -- Aug 15, Pottawatomie Massacre of Soldiers/Homesteaders, Fort Dearborn, IL -- ~98  
 97. 1986 -- Dec 31, Arson Fire, Dupont Plaza Hotel, San Juan, Puerto Rico<sup>2514</sup> -- 97  
 98. 1782 -- Mar 08, Massacre of noncombatant Indians by PA militia, Gnadenhutten, OH -- 96  
 99. 1990 -- Mar 25, Arson Fire, Happy Land Social Club, Bronx, NY<sup>2515</sup> -- 87  
 100. 1637 -- Massacre of Leni-Lenape at Pavonia (near present day Jersey City, NJ) -- 80  
 101. 1876 -- June 17, Battle of Rosebud Creek, USA/Crow/Shoshoni vs Lakota/Cheyenne, Big Horn Co., MT--29-77  
 102. 1675--Sep 18-19,<sup>2516</sup> Bloody Brook Massacre, Natives attack wagon train, S. Deerfield, MA-59-76  
 103. 1692 -- Jan 25, Massacre, French and Indians attack English colony, York, ME ---50-75  
 104. 1850 -- May 19, Russian River Massacre, US Army attacks Pomo, ~Healdsburg, CA-- >75  
 105. 1864 -- Feb 20, Atrocity, Confederates kill wounded black US soldiers, Olustee, FL--25-75  
 106. 1913 -- Dec 24, Crushing/Trampling Italian Hall Disaster, Calumet, MI --73-75  
 107. 1993 -- April 19, FBI/ATF attack Branch Davidian Compound/fire ~Waco, TX<sup>2517</sup> -- 75  
 108. 1851 -- Jan, early, Rattlesnake Creek Massacre [?], Natives attack white miners, CA-- 72  
 109. 1855 -- Sep, "Cpt." Jarboe force Massacres Achomawi Natives, Pit River village, CA-->70  
 110. 1864 -- Oct 03, Confederates murder wounded Union soldiers, Saltville, VA --24-70  
 111. 1873 -- Aug 5, Dakota/Sioux war party attack Pawnee camp, Massacre Canyon, NE-- ~70  
 112. 1704 -- Feb 29, massacre, French and Native allies attack Deerfield, MA<sup>2518</sup> -- 68  
 113. 1676 -- July 3, 4, massacre, Eng. Colonists attack Narragansetts, Warwick Neck, RI- 40-67  
 114. 1831 -- Aug 21-23, Nat Turner Slave Revolt/Massacre of Whites, Southampton Co., VA-55-65  
 115. 1983 -- Apr 18, terrorism, US Embassy suicide bombing, Beirut, Lebanon --17 US of 63  
 116. 1852 -- Sep, Bloody Point Massacre, Modocs attack wagon train, Tule Lake, North CA--62

<sup>2512</sup> A chapter on the death toll (Clyde Snow) in the report of the 2001 Oklahoma Commission to Study the Tulsa Race Riot of 1921, notes a documented death toll of 39. We have a long footnote in our document on this event accessed via the Spreadsheet which explains why we choose the number 100 as the high-end of our range. Most accounts today report a death toll of up to 300, if not more. The 300 number derives from a 1921 Red Cross report which noted it was one estimate heard, while another was 55, and that the actual number was unknown. The number 300 is a guesstimate of the time not based on documentation, nor any other form of actual counting.

<sup>2513</sup> Cross-listed in Fire-Structural

<sup>2514</sup> Cross-listed in Fire-Structural and in Violence subsection of Mass Murder.

<sup>2515</sup> Cross-listed in Fire-Structural

<sup>2516</sup> Both dates are used, apparently depending on whether old style or new style dating is applied.

<sup>2517</sup> In addition on Feb 28, 1993 10 died in a shootout when a large force (~100) of U.S. ATF agents attempted to serve David Koresh – four ATF agents and six Davidians.

<sup>2518</sup> Though death tolls vary, we rely on Demos and Sheldon. Includes 39 in attack, 9 in pursuit party, 20 captives.

117. 1703 -- Aug 10, French & Indians attack So. coastal ME, esp. greater Portland vic. -- ≥61  
 118. 1813 -- Nov 18, Hillabee Massacre, US Troops attack Creek Vil. suing for peace, AL-- 61  
 119. 1677 -- June 29, Natives attack party of 90 settlers near Black Point, ME -- 60  
 120. 1832 -- Aug 02, Battle Island Massacre/Massacre of Bad Axe, Natives attacked, WI-- < 60  
 121. 1853--fall, White/Chinese retaliatory attack re. Natives, Feather Riv., Butte Co., CA-40-60  
 122. 1871 -- Boyne Day Parade and Religious “Orange Riot,” NYC, July 12 -- < 60

**VIOLENCE** – **Master Set** -- **Deadliest American** – **By MORTALITY** – continued:

123. 2017 -- Oct 01, shooting, hotel 32<sup>nd</sup> floor, Country Music Show, Las Vegas, NV<sup>2519</sup> --58-59  
 124. 1875 -- Sep 04-6, racial/pol. violence, whites attack blacks, Clinton, Hinds Co., MS --37-57  
 125. 1884 -- Mar 28-30, Hamilton County Courthouse riots, Cincinnati, OH --45-56  
 126. 1868 -- July 15, political/racial riot, Millican, TX -- 6-55  
 127. 1831 -- Aug 23-31, white response to Turner revolt, blacks killed without trial, VA/NC---32--54  
 128. 1992 -- Apr 29-May 4, riots following Rodney King Verdict, Los Angeles, CA --53-54  
 129. 1873 -- Nov 7 -8, Spanish execute captured gunrunner *Virginus* crew, Santiago de Cuba--53  
 130. 1877 -- Sep 30-Oct 5, Battle of Bear Paw, US Army attack fleeing Nez Perce, NW MT--53  
 131. 2022 -- June 27, tractor trailer found with dead/dying migrants inside, San Antonio TX-- 53  
 132. 1741 -- Mar, alleged slave uprising, blacks burned and hanged, NYC, NY --33-52  
 133. 1778 -- May 30, Loyalists and Indians attack Cobus Kill Settlement, NY -- ~52  
 134. 1541/42 winter, Coronado’s Expeditionaries burn-at-stake Tiwa Natives, NM<sup>2520</sup> --40-50  
 135. 1676-- Jun 12, Mohawks massacre native camp whose men were attacking Hadley, MA-50  
 136. 1851 --Jan 11, whites attack natives, Mt. ~No. Fork, San Joaquin Ri., Mariposa Co., CA--23-50  
 137. 1874 -- Dec 07, massacre, whites attack blacks, Vicksburg, MS -- 50  
 138. 1887 -- Nov 23-25, racial/labor violence, striking sugarcane workers, Thibodaux LA<sup>2521</sup>-30->50  
 139. 1921 -- Aug 27-Sep 3, Battle of Blair Mt., miners vs. operators, Logan Co., WV –16->50  
 140. 2016 -- June 12 -- shooting/terrorism/hate-crime, gay nightclub, Orlando, FL --<sup>2522</sup>50  
 141. 1859 ~late Aug,<sup>2523</sup> McElroy party massacres Natives, Roff’s Ranch, Pitt Ri. vic., CA- ≥49  
 142. 1778 -- Nov 11, massacre, women/children, Loyalist/Seneca Force, Cherry Valley NY-- 48  
 143. 1866 -- May 1-3, racial riots, Irish police lead riots against blacks, Memphis, TN<sup>2524</sup>--46-48  
 144. 1866 -- July 30, racial/political “riots”, blacks seeking rights, New Orleans, LA --38-48  
 145. 1927 -- May 18, dynamite bombing, Bath Township Consolidated School, MI<sup>2525</sup> -- 46  
 146. 1968 -- Apr 04-11, Martin Luther King Jr. assassination rioting, esp. Chicago, DC --42-46  
 147. 1962 -- May 22, mass murder, Continental Flight 11 blown-up over Unionville, MO<sup>2526</sup>--45  
 148. 1955 -- Nov 01, United 629 blown-up (relative of passenger bomb), Longmont, CO -- 44

<sup>2519</sup> Fifty-nine fatalities including shooter who committed suicide after killing fifty-eight people; wounded hundreds.

<sup>2520</sup> Refers to those burned at the stake, not to the Natives killed in fighting, or killed after surrender by “lancing.”

<sup>2521</sup> There were unconfirmed reports of up to 300 fatalities.

<sup>2522</sup> Shooter shot and killed 49 people before being shot and killed by police – bringing total number of deaths to 50,

<sup>2523</sup> Date is uncertain. We have it as late August based on Cpt. Adams report of the incident dated Sep 3, Ft. Crook.

<sup>2524</sup> Forty-six blacks killed by police and rioters; 2 whites killed by friendly-fire.

<sup>2525</sup> Kehoe’s bombs initially killed 37 elementary school children and 2 teachers. He murdered his wife. Detonated car bomb killing himself, school superintendent, village postmaster, postmaster’s father-in-law. On August 22, 1927, student Beatrice Gibbs dies of injuries, and about one-year later 2<sup>nd</sup> grader Richard Fritz died of “lingering injuries.” Cross-listed in Violence subsets of Bombings and School Shootings/Bombings.

<sup>2526</sup> Cross-listed in Aviation.



149. 1959 – Nov 16, National Air Flight 967 crashes, suspected sabotage, Gulf of Mex.<sup>2527</sup>-- 42  
 150. 1964 -- May 07, mass murder, pilot shot, Pacific Air 773 crashes, San Ramon, CA,<sup>2528</sup>-- 44  
 151. 1967 -- July 23-26, Detroit racial riots and excessive use of Governmental force, MI-- 43  
 152. 1987 -- Dec 7, mass murder, Pacific SW flight 1771 hijacked/crashed, Cayucos, CA<sup>2529</sup>--43  
 153. 1840 -- Mar 19, Council House Fight, peace party Comanches (35), San Antonio, TX-- 42  
 154. 1959 -- Nov 16, mass murder, National Airlines 967 brought down, Gulf of Mexico<sup>2530</sup>--42  
 155. 1971 -- Sep 9-13, government force, Attica Prison riot/revolt and assault, Attica, NY<sup>2531</sup>--42  
 156. 1977 -- June 26, arson fire, Maury County Jail, Columbia, TN<sup>2532</sup> -- 42  
 157. 1852 -- Nov, Ben Wright massacre of Modocs, peace talks, Lost Ri., Tule Lake, CA--30-41  
 158. 1855 -- Oct 08, Lupton Massacre, whites attack natives near Upper Table Rock, OR--23-41  
 159. 1975 -- May 13-14, US freighter *Mayaguez* rescue mission, Koh Tang Island, Cambodia--41  
     May 13, USAF helicopter crash, *Mayaguez* support mission, Thailand --23  
     May 14, USAF helicopter crash (*Knife 21*), Koh Tang Island, Cambodia -- 1  
     May 14, USAF helicopter crash (*Knife 31*), Koh Tang Island, Cambodia --13  
     May 14, USAF Marine killed in combat with Khmer Rouge, Koh Tang -- 1  
     May, captured Marines inadvertently left behind, executed, Cambodia -- 3

**VIOLENCE – Master Set – Deadliest American -- By MORTALITY (continued):**

160. 1616 -- George Yeardley, Dep. Gov. of Virginia Colony, Attacks Chickahominy --12-40  
 161. 1640 -- Spanish hang Natives who will not renounce their faith, present day NM -- 40  
 162. 1676 -- Sep 25, Massacre, Natives destroy settlement at Cape Neddock, ME -- 40  
 163. 1697 -- March 15, Massacre; Natives attack English settlers, Haverhill, MA -- ~40  
 164. 1758 -- Apr 28, Massacre of Settlers by Shawnee, Fort Sybert/Seybert, WV -- >40  
 165. 1840 -- Aug 12, Battle, TX militia catch-up with Comanche raiders; attack ~Plum Creek TX-25-40  
 166. 1852 -- Mar 12, Massacre of Natives, upper crossing Klamath Ri. ferry & Indian Flat, CA-30-40  
 167. 1854 -- May 15~, Asbill party kill Yukis, Round Valley, Mendocino County, CA --32~40  
 168. 1856 -- Apr/May 13, Whites attack Natives, near Visalia, Keysville & Battle Mt., CA-->40  
 169. 1857 -- Mar 8-9, Massacre, Wahpetuke Dakota (Sioux) attack Spirit Lake IA --35-40  
 170. 1859 -- Jan 01, Whites kill Natives, Round Valley, Mendocino County, CA -- 40  
 171. 1859 -- summer, Chico Creek Canyon Massacre, Whites attack Maidu Natives, N. CA~40  
 172. 1864 -- Sep 16, Rebel Indian/Texan force murder black Union soldiers, Flat Rock, OK-≤40  
 173. 1865 -- Aug 16, Workman/Three Knolls Massacre, Whites kill Yanas, Mill Creek, CA~40  
 174. 1879 -- Oct 11-19, Apache Massacre settlers, CO and NM --21-40  
 175. 1906 -- Sep 22-26, race rioting, Atlanta, GA --25-40  
  
 176. 1860 -- fall, Snake River Massacre, Immigrant Wagon Train attacked, pursued, OR -- 39  
 177. 1861 --~Feb 2, Settlers kill Natives, Eel Riv. above Sonoma Trail, Iaqua vicinity, CA-13-39  
 178. 1971 -- Sep 9-13, Attica Prison Riot and Government Re-taking of Prison, Attica, NY-- 39  
 179. 1997 -- ~March 23, Mass Suicide, Heaven's Gate Cult, Rancho Santa Fe, CA -- 39

<sup>2527</sup> Cross-listed in Aviation. Presumed explosion thought to be for collection of insurance.

<sup>2528</sup> Cross-listed in Aviation.

<sup>2529</sup> Cross-listed in Aviation.

<sup>2530</sup> Cross-listed in Aviation.

<sup>2531</sup> Cross-listed in Violence-Revolt/Riots.

<sup>2532</sup> Cross-listed in Fire-Structural and in Violence subset of Arson.

**VIOLENCE** – **Master Set** – **Deadliest American** -- **By MORTALITY** (continued):

180. 1862 -- Dec 26, mass hanging of Dakota Natives accused of 1862 war massacres, Mankato, MN<sup>2533</sup>--38  
181. 1874 -- Sep 14, White League vs. Republican race/politics battle, New Orleans LA --27-38  
182. 1919 -- July 27-31 (dates of major rioting and deaths), Race Riots, Chicago, IL -- 38  
183. 1920 -- Sep 16, Anarchist Bombing Mass Murder, Wall St. Terrorist Attack, NY<sup>2534</sup>--30-38  
  
184. 1987 -- May 17, USS *Stark* hit by Iraqi Air Force Mirage missiles, Persian Gulf<sup>2535</sup> -- 37  
  
185. 1676 -- Feb 10, massacre, Nipmuc Natives attack Lancaster, MA --34-35  
186. 1800 -- Aug 30, Gabriel's Rebellion/Slave Uprising/Mass Hanging, Richmond, VA -- 35  
187. 1863 -- Apr 19, Keyville Massacre, US Army attacks Natives, near Keyville, CA -- 35  
188. 1869 -- May 9, skirmish, settlers vs Natives on ~Musselshell River mouth, Montana Terr.--~35  
189. 1882 -- June, Slave Insurrection Conspiracy Charge, Executions, Charleston, SC -- 35  
  
190. 1877 -- June 17, battle, Nez Perce vs. 2 companies 1<sup>st</sup> Cavalry, White Bird Canyon, ID--US 34  
191. 1887 -- May 25, Chinese gold miners slain by thieves, Massacre Cove, Wallowa Co., OR-- 31-34  
192. 1943 -- June 20-22, Detroit racial rioting, MI -- 34  
193. 1960 -- Jan 06, mass murder, National Air Flight 2511 Blown-up, Bolivia, NC<sup>2536</sup> -- 34  
194. 1965 -- Aug 11-17, Watts Race Riots, Los Angeles, CA -- 34  
195. 1967 -- June 8, Attack, USS *Liberty* by Israeli Air and Naval Craft, near Sinai Penn.-- 34  
  
196. 1950 -- Oct 29-Nov 6,<sup>2537</sup> Independence uprisings multiple locations, Puerto Rico -- ~33  
197. 1980 -- Feb 2-3, NM State Penitentiary uprising/inmate killings, near Santa Fe, NM-- ≥33  
198. 2007 -- Apr 16, Virginia Tech Shootings, Blacksburg, VA<sup>2538</sup> --32-33  
  
199. 1632 -- Nov, massacre at Fort Zwaanendael (Lewes), first Dutch Del. Colony -- 32  
200. 1859 -- Dec 19, Whites attack Natives, Round Valley, Mendocino County, CA --20-32  
201. 1863 -- Sep 4-18, Nome Cult Trail of Tears, Concow Maidu, Chico to Round Valley, CA~32  
202. 1973 -- June 24, arson fire, gay UpStairs Cocktail Lounge, New Orleans, LA<sup>2539</sup> -- 32  
  
203. 1856 -- Feb 22/23, Natives attack garrison & settlers, Rogue River, Whaleshead vic., OR-31  
204. 1877 -- July 10, Chief Joseph's Nez Perce Massacre Chinese, Clearwater River, ID --30-31  
205. 1969 -- Apr 14, attack, Navy EC-121M Shot Down by North Korea, Sea of Japan<sup>2540</sup>-- 31  
  
206. 1690 -- Mar 18, massacre, French & Indians attack settlers, Salmon falls, NH<sup>2541</sup> -- 30

---

<sup>2533</sup> See Aug 17-Sep, 1872 entry above noting the deaths of 300-650 MN white settlers in the "uprising."

<sup>2534</sup> Cross-listed in Violence-Bombing, violence Mass Murder and in Violence-Terrorism.

<sup>2535</sup> Cross-listed in Maritime.

<sup>2536</sup> Cross-listed under Aviation.

<sup>2537</sup> Most of the fighting was over by Nov 1, but did not conclude entirely until Nov 6.

<sup>2538</sup> Shooter killed 32 students and faculty; then committed suicide. Thus "33" includes the shooter.

<sup>2539</sup> Cross-listed in Fires-Structural and in Violence subset of Mass Murder.

<sup>2540</sup> Cross-listed in Aviation.

<sup>2541</sup> There were apparently several fatalities across the river in Berwick, Maine, but the majority of the fatalities were in Salmon falls, which was wiped out (killed and captured) and burnt to the ground.

207. 1690 -- Mar 18, massacre, French & Indians attack settlers, Salmon falls, NH -- 30  
 208. 1745 -- Nov 16, Schuylerville Massacre, French Raiders & Indians, near Saratoga NY-- 30  
 209. 1849 -- May 10, Astor Place Opera House riot & government response, NYC --16-30  
 210. 1852 -- July 03~, Harvey party attacks Yokut village, Kings River rancheria, CA --9~30  
 211. 1863 -- Apr 11, Chilula Massacre by Hoopa/Chilulas ~Stone Lagoon, Humboldt Co., CA~30  
 212. 1863 -- early spring-July, 2<sup>nd</sup> Dakota attack against settlers and military run-ins, MN<sup>2542</sup>~30  
 213. 1871 -- cowboys (4) massacre Yahi women/children, Kingsley Cave, Tehama Co., CA~30  
 214. 1871 -- Mar 06-07 approximately, racial violence, Meridian, MS --25-30  
 215. 1879 -- Jan 09, Army soldiers kill No. Cheyenne escaping Camp Robinson, NW NE--27-30  
 216. 1918 -- Oct 04, attack, steamer *San Sabo* hits mine, 15 miles SW of Barnegat, NJ<sup>2543</sup>-- 30

**VIOLENCE** – **Master Set** – **Deadliest American** -- **By MORTALITY** (continued):

217. 1970 -- Dec 20, mass murder arson fire, Pioneer International Hotel Tucson, AZ -- 29
218. 1861 --May 10, Camp Jackson Affair, Union German unit kills Civilians, St Louis, MO>28  
 219. 1862--Aug 10, Rebel cav. attacks fleeing Germans, Nueces River, Kenney Co., TX<sup>2544</sup>9-28  
 220. 1865 --Jan 25, Guerrillas kill black Union soldiers herding cattle ~Simpsonville, KY<sup>2545</sup>19-28  
 221. 1878 -- Sep 30, Cheyenne attack/raid settlers, Sappa Creek area SW of Oberlin, KS -- ≥28  
 222. 1885 -- Sep 2, labor/racial violence/massacre, Chinese miners, Rock Springs WY<sup>2546</sup>-- 28  
 223. 1910 -- July 29-30, racial rioting, whites attack blacks, Slocum, TX and vicinity --18-28  
 224. 1919 -- Nov 22, Stove Explos./Fire/Crushing, Dance Hall/Store, Ville Platte LA<sup>2547</sup> --25-28  
 225. 2012 -- Dec 14, mass shooting, Sandy Hook Elementary School, Newtown, CT<sup>2548</sup> --27-28
226. 1853 -- Pence party attacks Native American camp ~Messilla Valley, Butte Co., CA-- 27  
 227. 1859 -- ~Nov 24, Jarboe's Eel River Rangers attack Natives, Round Valley vic., CA-- ≥27  
 228. 1864 --Sep 27, train robbery/murders, Bill Anderson/Jesse James, Centralia MO<sup>2549</sup>--22-27  
 229. 1895 -- Dec 27, fire panic and trampling, Front Street Theater, Baltimore, MD -- 27
230. 1697 -- Sep 11, massacre, Natives attack Lancaster, MA --21-26  
 231. 1854 -- Feb 15, Miller group massacres Chetco Natives, Chetco River mouth, SW OR--~26  
 232. 1874 -- Aug 30, racial/political Coushatta Massacre, Coushatta to Shreveport, LA --10-≥26  
 233. 1898 -- Nov 10, racial and political violence (local coup d'état), Wilmington, NC --22-26  
 234. 1911 -- Aug 26, trampling/suffocation, Opera House, Canonsburg, PA -- 26  
 235. 1967 -- July 12-17 (esp. 13<sup>th</sup>), police violence and racial rioting, Newark, NJ<sup>2550</sup> --23-26

<sup>2542</sup> Only some of the fatalities were due to a massacre – the Dustin family massacre while on the road, with four killed, was the most widely reported at the time.

<sup>2543</sup> Cross-listed in Maritime.

<sup>2544</sup> The range is meant to distinguish between execution of nine captured wounded and 19 others killed in the attack.

<sup>2545</sup> A KY road marker titles this a massacre, as do several sources (and a slaughter), but not without controversy.

<sup>2546</sup> Cross-listed under Violence-Racial.

<sup>2547</sup> Cross-listed in Explosions and in Fires/Structural – approximately half of the fatalities were due to crushing.

<sup>2548</sup> Shooter killed 27 – 20 children and 6 adults at the school, plus his mother at home. Then committed suicide (28).

<sup>2549</sup> Cross-listed in Violence-Civil War Atrocities/War Crimes and in Violence-Mass Murder. “Several” or “some” of the fatalities, which we translate as “3” were Centralia residents, not train passengers. The range for train killed generally runs from 22-25, mostly unarmed Union soldiers.

<sup>2550</sup> One death was a drug overdose. Have not been able to determine why this was attributed to the rioting. There were twenty-three shooting deaths, an allegedly riot-related heart attack, and a vehicular related death.

236. 1980 -- Dec 04, fire, Conference Ctr. at Stouffer's Inn (possibly arson),<sup>2551</sup> Harrison, NY--26  
 237. 2017 -- Nov 05, mass shooting, First Baptist Church, Sutherland Springs, TX -- 26

**VIOLENCE – Master Set – Deadliest American – By MORTALITY (continued):**

238. 1803 -- March, massacre, crew of American ship *Boston*, Nootka, Vancouver Isl.<sup>2552</sup>-- 25  
 239. 1914 -- Apr 20, gov. force, Ludlow Massacre (CO NG attacks mining strikers)<sup>2553</sup> --18-25  
 240. 1963 -- Nov 18, fire (arson?), Surfside Hotel (elderly home), Atlantic City, NJ<sup>2554</sup> -- 25  
 241. 1971 -- Feb 25-May 21, Juan Corona migrant farm worker killings, ~Yuba City, CA-- 25  
 242. 1976 -- Oct 24, arson fire, Puerto Rican Social Club, Bronx, NY -- 25  
 243. 1982 -- Sep 4, mass murder/arson, Dorothy Mae Apartments/hotel, Los Angeles, CA-24-25  
  
 244. 1663 -- June 7, massacre, Natives attack Dutch at Wiltwyck (Kingston NY) and vic. -22-24  
 245. 1675 -- Sep late, Natives attack settlers, relief force ambushed, Scarborough vic., ME-23-24  
 246. 1862 -- Aug, massacre of Wailaki Natives, Upper Station, Round Valley Resvn., CA-23-24  
 247. 1910 -- July 03-05, race riots/violence, result of Jack Johnson defeat of Jim Jeffries --18-24  
 248. 1939 -- Aug 12, sabotage, train derails, South Pacific Railroad, Carlin, NV<sup>2555</sup> -- 24  
 249. 1974 -- June 30, fire of incendiary origin, Gulliver's Discotheque, Port Chester, NY -- 24  
 250. 1976 -- Jan 30, arson fire, Wincrest Nursing Home, Chicago, IL<sup>2556</sup> -- 24  
 251. 1991 -- Oct 16, rampage shooting, Luby's Restaurant, Killeen, TX<sup>2557</sup> --23-24  
 252. 2003 -- Oct 25-Nov 4, arson wildfires (esp. Cedar, Old Fire, Paradise), Southern CA<sup>2558</sup>--22-24  
  
 253. 1677 -- leaders of Bacon's Rebellion (colonists vs. Gov. Berkeley) hanged in VA --22-23  
 254. 1689 -- June 27, massacre, Penacook attack English colonists, Cochecho (Dover) NH-- 23  
 255. 1812 -- Sep 04-05, massacre of settlers, by Shawnee, Pigeon Roost Settlement, IN -- 23  
 256. 1840 -- Aug 6-7, Council House Retaliation; Comanches raid Victoria & vicinity, TX-15-23  
 257. 1851 -- Jun 10, Battle Rock battle, would-be settlers kill natives when attacked, Port Orford, OR-13-23  
 258. 1863 -- Aug 4, massacre, Confederates kill captured Union black soldiers, Jackson, LA--23  
 259. 1922 -- June 21-22, union miners murder non-union men and guards ~Herrin, IL<sup>2559</sup>-- 23  
  
 260. 1689 -- Aug 28, massacre, natives attack settlers from Huckin's garrison, NH --21-22  
 261. 1694 -- July 27, massacre, natives attack settlers, Groton, MA --20-22

<sup>2551</sup> A waiter was charged with arson and 26 counts of murder and found guilty by jury; the presiding judge, though, overturned the verdict citing insufficient evidence. This act was appealed but upheld by State Supreme Court.

<sup>2552</sup> Cross-listed in Violence – Massacres of Whites by Natives.

<sup>2553</sup> Cross-listed in Violence Subsets – Governmental Use of Force and in Labor-Related.

<sup>2554</sup> Ex-mental patient and arsonist arrested and “confessed,” but was not indicted. Cross-listed in Fire, Structural.

<sup>2555</sup> Cross-listed in Rail.

<sup>2556</sup> Cross-listed in Violence-Arson.

<sup>2557</sup> Twenty-three killed by the shooter, George Hennard, who killed himself after being wounded by police.

<sup>2558</sup> Cross-listed in Fires – Forest, Prairie and Wildfires.

<sup>2559</sup> Two striking union-miners were killed by mine guards June 21 when attacked by striking miners. Another died of wounds on July 13. 19-20 non-union miners and mine guards were murdered on June 22 by union miners. (The coroner's records turned over to a grand jury indicated 20 nonunion men, while records of undertakers who buried them indicated 19 burials; 19 was the number used in great majority of accounts.) On Oct. 2 Ignus Kubins, a hospitalized nonunion miner died of his wounds. Thus, there were 23 certain deaths, and possibly more. There were reports of missing men, of men tossed into a pond or drowned in a river while attempting to escape, and of men burned and consumed in the burning of railroad cars at the strip mine.

262. 1760 -- Feb, massacre, Cherokee hostages by colonial soldiers, Fort Prince George, SC--22  
 263. 1763 -- Jun 02, massacre, Fort Michilimackinac, MI, Ojibwas and Sacs attack -- 22  
 264. 1779 --Feb 14, boat theft, hostage-taking attempt, violence, Cpt. James Cook/Hawaiians-22  
 265. 1849 -- Mar Ore. miners kill Maidus, American River, Weber's Creek, Coloma, CA-- >22  
 266. 1851 -- Jun 17, Maj. Kearny, USA Dragoons, attacks natives, Rogue Ri. Vly., OR--~12-22  
 267. 1855 -- Aug 6, Vote day Know-Nothing anti-German/Irish/Catholic riot, Louisville, KY-22  
 268. 1944 -- Mar 28, arson fire, New Amsterdam Hotel, San Francisco, CA<sup>2560</sup> -- 22  
 269. 2019 -- Aug 03, white supremacist lone gunman mass shooting, Walmart, El Paso, TX-- 22

**VIOLENCE – Master Set – Deadliest American – By MORTALITY (continued):**

270. 1690 -- ~Sep 15, massacre, English attack native village, NW of Brunswick, ME -- 21  
 271. 1712 -- Apr 06, violence, fear of insurrection of blacks, executions, NY, NY -- 21  
 272. 1856 -- June 2-3 USA Cpt. Augur & Vols. attack natives, Painted Rock Rogue Ri., OR >21  
 273. 1871 -- Oct 24, racial violence and massacre, Chinatown, Los Angeles, CA -- 21  
 274. 1877 -- July 11-12, Battle of the Clearwater, US Army attacks Nez Perce, Idaho Co., ID-- 21  
 275. 1884 -- June 04, infant bodies found, Nivison Home for Infants, Hammonton, NJ -- 21  
 276. 1888 -- Aug 16, racial violence, white Regulators attack blacks, Freetown, LA --10-21  
 277. 1904 -- June 6-8, labor violence, bombing/shooting, Cripple Creek, Teller County, CO-- 21  
 278. 1905 -- Apr 06-July 19, labor violence, Teamsters' strike and riots, Chicago, IL -- 21  
 279. 1905 -- June 21, sabotage, train derails, Twentieth Century Ltd., Mentor, OH<sup>2561</sup> --19-21  
 280. 1910 -- Oct 01, labor violence, Trade Unionist bombing, *LA Times*, Los Angeles, CA-- 21  
 281. 1915 -- Oct 28, fire, trampling, St. John's Parochial School, Peabody, MA<sup>2562</sup> -- 21  
 282. 1922 -- July 17, striking miners attack Saledka mine, Sheriffs men, Cliftonville, WV--9-21  
 283. 1979 -- Jan 20, arson fire, tenement, Clinton Street, Hoboken, NJ<sup>2563</sup> -- 21  
 284. 1984 -- July 18, mass killing, James Oliver Huberty, McDonald's, San Ysidro, CA -- 21  
 285. 2003 -- Feb 17, stampede/crushing/asphyxiation, E2/Epitome Night Club, Chicago, IL-- 21  
 286. 2022 -- May 24, Robb Elementary School shooting (19 students 2 teachers killed) Uvalde TX-- 21
287. 1541, ~Mar 10, Hernando de Soto forces & "Chicasa" battle and "slaughter," MS<sup>2564</sup>-- >20  
 288. 1643-- fall, Dutch/English force assisted by Stamford, CT settlers attack Natives, CT-18-20  
 289. 1724 -- Natives attack Maine fishing posts taking 22 vessels/killing at least 20 men -- ≥20  
 290. 1763 -- Wyoming Flats (Luzerne County, PA) massacre of settlers -- ~ 20  
 291. 1763 -- Dec 14 & 27, massacres, *Paxton Boys* kill Natives, Conestoga & Lancaster, PA-- 20  
 292. 1780 -- May 26, violence, massacre of settlers near St. Louis, MO -- ~20  
 293. 1837 -- Spring, Santa Rita/John Johnson massacre, Apache trading party, SW NM -- 20

<sup>2560</sup> Cross-listed in Violence subset Arson.

<sup>2561</sup> Cross-listed in Rail and in Violence subsection Mass Murder.

<sup>2562</sup> Cross-listed in Fire-Structural and in Violence subset of Crushing, Trampling, Suffocation. Most of the girls died at the door block.

<sup>2563</sup> Cross-listed in Fire-Structural and in Violence subset of Arson-Manslaughter/Homicide.

<sup>2564</sup> No estimate is made of the Natives killed; thus we have conjectured the number "more than 20," as a very conservative estimate of the number of Natives killed. We know from Duncan's account (*Hernando de Sota*, 1995) that the "Chicasa" attacked with a force of over three hundred about seven days earlier. Duncan, pulling from the accounts of the expedition afterwards, notes that there was a rout and a "pent-up rage" slaughter. It was usual for this particular force to kill all they could kill when in battle. There must have been a Native force again of something in the neighborhood of 300. We suspect that dozens, if not many dozens, were killed.

294. 1852 -- Jul 17, whites attack Rogue River natives, Big Bar, near Table Rock, OR -- 4-20  
 295. 1856 -- Apr 15, Locals and Americans fight, leads to Riot, Panama City, Panama --16-20  
 296. 1858 -- Early-mid Jun, whites attack Mattole natives, Mattole valley, Humboldt Co.--15-20  
 297. 1859 -- Oct 16-18, John Brown Insurrection, Harper's Ferry, VA -- 20  
 298. 1864 -- Apr 30, captured and/or wounded soldiers killed, Battle of Jenkins' Ferry, AR--≥20  
 299. 1864 -- Jun 10, Confederates kill captured black soldiers, Battle of Brice's Cross Roads, MS-->20  
 300. 1867 -- Apr 18, labor riot, Silver Bend Mining Co., Belmont, NV -- 20  
 301. 1876 -- Oct 30, fire scare/trampling, Chinese Royal Theatre, Jackson St. SF, CA --19-20  
 302. 1885 -- Feb 12, arson fire, Dept. for Insane, Blockley Almshouse, Philly, PA<sup>2565</sup> --19-20  
 303. 1911 -- Mar 9-15, violence, race strike, Queen & Crescent Rail, KY, TN -- 20  
 304. 1917 -- Aug 23, 24<sup>th</sup> Infantry (Black)/Camp Logan mutiny/racial riot, Houston, TX -- 20  
 305. 1921 -- May 12-15, Battle of the Tug, coal mine labor conflict, Mingo County, WV -- 6-20  
 306. 1924 -- Sep 09, labor violence, Filipino strikers/Sheriffs clash, Hanapepe, Kauai, HI-- 20  
 307. 1970 -- Mar 20, Ozark Hotel ("flophouse") arson fire, Seattle, WA -- 20  
 308. 1974 -- Sep 08, TWA Flight 841, Tel Aviv to NYC, terrorist bomb, Ionian Sea --US 20 of 88

**VIOLENCE** – **Master Set** – **Deadliest American** -- **By MORTALITY** (continued):

309. 1655 -- Mar 20, Battle of Severn, Catholics attack Puritans, Horn Pt., Annapolis, MD<sup>2566</sup>19  
 310. 1657 -- Navajo attack Jemez Pueblo, Jémez Province, NM -- 19  
 311. 1703 -- Oct 6, Massacre, Eng. settlers/militia attacked while farming, Scarborough, ME- 19  
 312. 1704 -- May 13, massacre, Natives attack settlers, Pascommuck (Easthampton) MA -- 19  
 313. 1708 -- Aug 29, Raid/Massacre, French and Indians attack settlers, Haverhill, MA --16-19  
 314. 1847 -- Jan 19-20 Mexican/Pueblo revolt against U.S. NM occupation, Taos vic. --16-≥19  
 315. 1853 -- Aug 24, Lane attacks Rogue River Natives ~Evans Creek ~Table Rock, OR --13-19  
 316. 1854 -- Aug 20, Ward Massacre, Natives attack wagon train, Boise Riv. ~Caldwell, ID--19  
 317. 1897 -- Sep 10, Lattimer Massacre, Deputies Shoot Striking Miners, Lattimer, PA -- 19  
 318. 1937 -- Mar 21, Ponce massacre, police fire on marchers, Ponce, Puerto Rico -- 19  
 319. 2003 -- May 13-14 Illegal immigrants suffocate, hot/airless milk trailer, Victoria, TX-- 19
320. 1676 -- Feb 21, massacre, Nipmuc and Narragansett Natives attack Medfield, MA --17-18  
 321. 1838 -- Oct 08, massacre of surveying party near Dawson, Navarro County TX -- 18  
 322. 1838 -- Oct 30, Haun's Mill (Mormon) Massacre, Caldwell County, MO -- 18  
 323. 1872 -- Nov 29-30 Modoc "Hooker Jim" band kills white males, SE Tule Lake, CA --14-18  
 324. 1877 -- June 13-16, Nez Perce young men with grievances kill settlers, so. Tolo Lake area, ID --16-18  
 325. 1884 -- Nov 01, political riot, Loreauville, Iberia Parish, LA -- ≥18  
 326. 1901 -- Oct 27, race riot, Balltown, Washington Parish, LA -- 9-18  
 327. 1906 -- Jan 21, fire and trampling deaths, St. Paul's Baptist Church, Philadelphia, PA-- 18  
 328. 1916 -- Mar 09, Pancho Villa attacks Columbus, NM -- 18  
 329. 1980 -- May 17-18, racial riots after jury acquits police, black beating death, Miami FL--18  
 330. 2023 -- Oct 26, mass shooting, bowling alley (8) and bar & grill (10), Lewiston, ME-- 18
331. 1849 -- Apr 26~ Whites massacre Natives Daylor mine & ranch, Cosumnes Riv. area, No. CA≥17  
 332. 1854 -- Jan 29, Coos Co. miners massacre Coquilles, north of Coquille Ri. mouth, OR --16-17

<sup>2565</sup> Cross-listed in Fire-Structural and in Violence subset of Mass Murder.

<sup>2566</sup> Cross-listed in Violence subsets of "Battles" and "Religious Violence."

333. 1859 -- ~July, Hildreth militia massacres Natives, Round Valley vicinity, No. CA -- 17  
 334. 1916 -- Jan 10, Mass Murder, Americans on Train 50M W. Chihuahua City, MX --16-17  
 335. 1958 -- Sep 2, USAF C130A Hercules shot-down over Sasnashen, Armenia, USSR<sup>2567</sup>-- 17  
 336. 1966 -- Aug 01, Charles Whitman Killing Spree, Univ. TX-Austin Tower Sniper--<sup>2568</sup>16-17  
 337. 2000 -- Oct 12, suicide terrorism, USS *Cole* bombed, Port of Aden, Yemen -- 17  
 338. 2018 -- Feb 14, School Shooting, Marjory Stoneman Douglas High Sch., Parkland, FL-- 17

**VIOLENCE** – **Master Set** – **Deadliest American** -- **By MORTALITY** (continued):

339. 1643 -- Aug, massacre, Anne Hutchinson's settlement by Siwanoy on Pelham Bay, NY--16  
 340. 1859 -- July, last week, Breckenridge militia attack Natives, Tehama Co., No. CA --10-16  
 341. 1861 -- Apr 19, Secession Mob Attacks 6<sup>th</sup> MA & 7<sup>th</sup> PA Regiments, Baltimore -- 16  
 342. 1900 -- Mar 12, Arson Fire (charged), Italian Tenement Building, Newark, NJ<sup>2569</sup> -- 16  
 343. 1913 -- Feb 10, miners and guards Clash, ~Mucklow, Kanawha County, WV -- 16  
 344. 1953 -- July 29, Yokota Air Base, Japan, USAF RB50, shot down, **Sea of Japan**<sup>2570</sup> -- 16  
 345. 1956 -- Aug 22, US Navy P4M-1Q from Iwakuni NAS, Japan, shot down 32M off Wenchow, **China**--16  
 346. 1975 -- May 14, Khmer Rouge attack USS *Mayaguez*, Koh Tang Island, **Cambodia**<sup>2571</sup>-- 16  
 347. 1987 -- Dec 22, 26, 28, R. Gene Simmons killing spree, Dover & Russellville, AR -- 16
348. 1675 -- Dec 16, massacre, Natives attack Bull Garrison, Pettaquamscutt (Kingston), RI--15  
 349. 1677 --Sep 19, massacre, Pocumtuck Natives attack English colonists, Hatfield, MA-12-15  
 350. 1694 -- Jul 18, massacre, Abenaki attack settlers, Oyster River Plantation, Durham NH--15  
 351. 1745 -- Russian traders massacre Unangan (Aleut) Women and Children, Attu, AK -- 15  
 352. 1755 -- Nov 14-15, Delaware Natives attack German settlers, Berks County, PA --9~15  
 353. 1828 -- Jediah Smith Massacre by Natives, near Gardiner, OR -- 15  
 354. 1847 -- Nov 29, Whitman Massacre, missionaries, by Natives, near Walla Walla WA-- 15  
 355. 1851 -- Nov 22, Col. Casey (USA), attacks Coquille, south fork Coquille River, OR--5~15  
 356. 1852 -- Sum., Capt. Crosby force massacre Modocs, Tule Lake reg., CA/OR Border--11-15  
 357. 1855 -- Oct 9, Indians retaliate & attack settlers, upper Rogue River Valley, OR --12-15  
 358. 1858 -- Early May, Killing of Yana Natives near Battle Creek, Tehama Co, No. CA -- 15  
 359. 1868 -- July 15 time-frame, white vs. black conflict, Millican, Brazos Co., TX -- 6-15  
 360. 1888 -- Dec 08, Hawes lynch mob fired on, Jefferson Co. Jail, Birmingham, AL --10-15  
 361. 1901 -- July 04, strike riot, dynamite explosion, Smuggler Mine, Telluride, CO -- 15  
 362. 1947 -- Dec 25, gas thrown on fire/explos., Washoe tribe gambling shack, Dresslerville, NV<sup>2572</sup>-15  
 363. 1984 -- July 04, arson fire, Elliott Chambers Rooming Home, Beverly, MA<sup>2573</sup> -- 15  
 364. 1984 -- Oct 18, arson fire, Alexander Hamilton residential Hotel, Paterson, NJ<sup>2574</sup> -- 15  
 365. 1999 -- Apr 20, Columbine High School shooting, Columbine, CO<sup>2575</sup> --13-15

<sup>2567</sup> Cross-listed in Aviation.

<sup>2568</sup> Whitman killed his wife and mother in Austin and then 14 people at the University, prior to his being killed.

<sup>2569</sup> Cross-listed in Fire-Structural and in Violence subset-Arson, Manslaughter/Homicide.

<sup>2570</sup> Cross-listed in Aviation.

<sup>2571</sup> Cross-listed in Maritime.

<sup>2572</sup> Cross-listed in Explosions and in Fire (gas can deliberately thrown into fire from kicked-over stove).

<sup>2573</sup> Cross-listed in Fire-Structural and in Violence subset-Arson, Manslaughter/Homicide.

<sup>2574</sup> Cross-listed in Fire-structural. (originally a hotel, but had become a low-rent apartment building.)

<sup>2575</sup> Two seniors killed 12 students and 1 teacher before committing suicide; thus 13 victims and 15 total deaths.

**VIOLENCE** – **Master Set** – **Deadliest American** -- **By MORTALITY** (continued):

366. 1675 -- July or Sep, VA militiamen looking for Doeg Natives kill Susquehannocks, VA-14  
367. 1676 -- Aug 13-14, Massacre, Natives attack settlers, Kennebec Riv. & Arrowsic, ME--≥14  
368. 1696 -- June 26, Massacre, Natives attack English settlers, Portsmouth Plains, NH -- 14  
369. 1767 -- July, Chippewas attack two Baynton, Wharton, Morgan trade boats, Ohio Riv.-- 14  
370. 1844 -- May 6-8, Riots, Protestant Nativists and Catholic Irish, Philadelphia, PA -- 14  
371. 1850 -- Apr 03, Sioux massacre Chippewa men, women, children, Apple River, WI -- 14  
372. 1858 -- Dec 31 Whites kill Natives ~Eden Valley, Russian River area, Sonoma Co., CA-14  
373. 1900 -- Jul 3, Arson Fire (alleged), Tenement, Adams and First Sts., Hoboken NJ<sup>2576</sup>-13-14  
374. 1966 -- Sep 12, Lane Hotel arson fire, Anchorage, AK<sup>2577</sup> -- 14  
375. 1982 -- July 5, arson fire, apartment building, Waterbury, CT<sup>2578</sup> -- 14  
376. 1986 -- Aug 20, Postal worker Pat Sherrill Mass Shooting, Post Office, Edmond, OK<sup>2579</sup> 14  
377. 2001 -- May ~24, Smugglers abandon immigrants without water in desert heat, AZ<sup>2580</sup>-- 14  
378. 2009 -- Apr 03, mass killings, Immigration Services Center, Binghamton, NY<sup>2581</sup> --13-14  
379. 2015 -- Dec 2, terrorism, Muslim couple attack, Inland Regional Ctr., San Bernardino, CA<sup>2582</sup>- 14  
380. 2016 -- Nov 28, Chimney Tops 2 arson Wildfire hits Gatlinburg, Sevier County, TN<sup>2583</sup>- 14
381. 1598--Dec 4, Pueblo Natives kill Juan de Zaldivar & soldiers seeking corn flour, W NM-13  
382. 1691 -- Sep 29, Massacre, Indians attack English settlers, Sandy Beach (now Rye), NH--13  
383. 1755 -- Oct 16-17, Massacre, Natives attack German settlers, Penn's Creek, PA -- ≥13  
384. 1832 -- July ~12, Battle of Pierre's Hole, fur-trappers, natives on both sides, ID -- 13  
385. 1840 -- March, retaliation for Council House Comanche peace envoy deaths; prisoners killed-- 13  
386. 1850 --Feb 25, Smith/Kelsey massacre Natives, Henry Fowler ranch, no. Napa Vly., CA>13  
387. 1851 -- Jan, Four Creeks Massacre, Natives attack cattle herders, present-day Bakersfield, CA-13  
388. 1853 -- Mar 1, Cattle theft reported, Whites attack Natives in cave near Oak Grove, CA-13  
389. 1863 -- ~Jan 18, Shelton Laurel Massacre, Rebels murder Unionists, Madison Co., NC-- 13  
390. 1877 -- July 3, Cottonwood Battle, US Army chasing retreating Nez Perce, Cottonwood, ID--13  
391. 1883 -- Aug 12, massacre, Santa Fe Railroad surveyors attacked by Apache -- 13  
392. 1886 -- Mar 17, racial hate crime, Carrollton Massacre, Carrollton, MS -- 13  
393. 1898 -- Oct 12, labor violence, coal miners and mine guards shootout, Virden, IL --12-13  
394. 1904 -- Mar 23-24, racial violence against blacks, St. Charles, AR -- 13  
395. 1929 -- Oct 3-4, CO State Penitentiary uprising (8 guards, 5 convicts die), Canon City, CO-13  
396. 1932 -- June 07, explos./arson/mass murder, Ellington Apartments, Cleveland, OH<sup>2584</sup>-- 13  
397. 1949 -- Sep 06, Howard Barton Unruh rampage mass shooting, Camden, NJ<sup>2585</sup> -- 13  
398. 1965 -- Dec 11, arson fire/mass murder, Seeley Club (tavern), Chicago, IL<sup>2586</sup> -- 13

---

<sup>2576</sup> Cross-listed in Fire-Structural and in Violence subset-Arson, Manslaughter/Homicide.

<sup>2577</sup> Cross-listed in Fire-Structural.

<sup>2578</sup> Cross-listed in Fire-Structural.

<sup>2579</sup> Sherrill committed suicide by shooting himself before he could be arrested, bringing total death toll to 15. Cross-listed in Violence subsets of Mass Murder and Shooting Sprees.

<sup>2580</sup> Cross-listed in Heat.

<sup>2581</sup> Shooter shoots and kills thirteen people and then shoots himself fatally.

<sup>2582</sup> Sub-listed in Mass Murder and in Terrorism.

<sup>2583</sup> Cross-listed in Fire-Wildfires.

<sup>2584</sup> Cross-listed in Fire-Structural and in Violence subset-Arson, Manslaughter/Homicide.

<sup>2585</sup> Cross-listed in Violence subsets of Mass Murder and Shooting Sprees.



399. 1980 -- July 5-6, smugglers abandon immigrants, dehydration, Organ Pipe Cactus Nat. Mon., AZ<sup>2587</sup>--13  
 400. 1982 -- Apr 30, arson fire, Pinter (residential) Hotel, 14<sup>th</sup> Street, Hoboken, NJ<sup>2588</sup> -- 13  
 401. 1982 -- Sep 25, George Banks family shooting spree, Jenkins Twp./Wilkes-Barre, PA-- 13  
 402. 1983 -- Feb 19, fatal shootings (13 of 14), Wah Mee Club, Seattle “Chinatown”, WA-- 13  
 403. 1999 -- July 27-29, workplace shootings/9; family killed/3; suicide/1; Atlanta, GA -- 13  
 404. 2009 -- Nov 05, mass shooting, Army Major Nidal Malik Hasan, Fort Hood, TX -- 13  
 405. 2013 -- Sep 16, Navy Yard mass shooting, Washington, DC<sup>2589</sup> -- 13  
 406. 2018 -- Nov 07, mass shooting/12 suicide/1, Borderline Bar & Grill, Thousand Oaks, CA-- 13  
 407. 2021 -- Aug 26, ISIS-K suicide bomb kills US military members, Kabul Afghanistan AP-- 13

**Violence – Master Set – By Mortality:**

408. 1669 -- June, Apache attack Acoma Pueblo, NM -- 12  
 409. 1675 -- ~June 23-25, King Philips War begins, Wampanoags attack Swansea, MA -- 9-12  
 410. 1676 -- Mar 12, massacre, Natives Attack Clark House, Eel River, ~Plymouth, MA--11-12  
 411. 1676 -- Apr 18, massacre, Natives attack settlers at Sudbury, MA -- 7-12  
 412. 1791 -- Jan 02, massacre, Delaware & Wyandot kill Big Bottom settlers, OH -- 12  
 413. 1813 -- Sep 01, Creek Massacre of two families in Clarke County, AL -- 12  
 414. 1855 -- Apr 02, “Know-Nothings” vs. “Over the Rhine” Riot, Cincinnati, OH --10-12  
 415. 1868 -- Aug ~14-16, Cheyenne raids on settlers in and around Asher Creek, KS -- ~12  
 416. 1879 -- Sep 29, Meeker Massacre by Utes, White River, Northwestern CO -- 12  
 417. 1883 -- May 30, Crushing/Trampling, Brooklyn Bridge, NY, NY -- 12  
 418. 1884 -- Nov 13, sabotage, Houston & TX Central Train derails, ~Hempstead, TX<sup>2590</sup>--9-12  
 419. 1889 -- Dec 10, fire scare/trampling, Parke Theater/Opera House, Johnstown, PA -- 12  
 420. 1900 -- Jul 24-27, anti-black riots (re. Robert Charles shootings), New Orleans, LA<sup>2591</sup> ~12  
 421. 1908 -- Aug 14-15, Springfield Race Riot; whites attack blacks, Springfield, IL --10->12  
 422. 1913 -- Sep 28, mass murder shooting spree, Lynching, Harriston, MS --11-12  
 423. 1952 -- Jun 13, USAF RB-29 intel plane out of Yokota Air Base, Japan, shot down, Sea of Japan--12  
 424. 1965 -- Dec 20, arson fire, Jewish Community Center, Yonkers, NY<sup>2592</sup> -- 12  
 425. 1968 -- Feb 16, arson fire, Randolph Tavern, 107 W. Reed Street, Moberly, MO<sup>2593</sup> -- 12  
 426. 1968 -- Apr 01, Attack, Navy P3B Coastal Surveillance Downed, Gulf of Thailand<sup>2594</sup>-- 12  
 427. 1969 -- Jun 08, arson (patricide), Bailey family home fire, Parkersburg, WV<sup>2595</sup> -- 12  
 428. 1975 -- July 07, Arson Fire, Pomona Hotel, Portland, OR<sup>2596</sup> --11-12  
 429. 1978 -- Nov 05, Arson Fire, Allen Motor Inn, Honesdale, Wayne County, PA<sup>2597</sup> -- 12

<sup>2586</sup> Cross-listed in Fire-Structural and in Violence subset-Arson, Manslaughter/Homicide.

<sup>2587</sup> Cross-listed in Violence in that smugglers deliberately abandoned these immigrants (men, women, children), after stealing their possessions (as well as an 18-month-old baby), and did not disclose that safety could be sought by going to a highway just three miles away.

<sup>2588</sup> Cross-listed in Fire-Structural and in Violence subset-Arson, Manslaughter/Homicide.

<sup>2589</sup> Gunman with mental health issues killed twelve Navy Yard workers before being killed by police.

<sup>2590</sup> Cross-listed in Violence subsets Mass Murder and Sabotage.

<sup>2591</sup> This is an estimate of blacks killed by mobs, and does not include the 7 Robert Charles-related deaths, nor his.

<sup>2592</sup> Cross-listed in Fire-Structural and in Violence subset-Arson, Manslaughter/Homicide.

<sup>2593</sup> Cross-listed in Fire-Structural and in Violence subset-Arson, Manslaughter/Homicide.

<sup>2594</sup> Cross-listed in Aviation.

<sup>2595</sup> Cross-listed in Fire-Structural and in Violence subset-Arson, Manslaughter/Homicide.

<sup>2596</sup> Cross-listed in Fire-Structural and in Violence subset-Arson, Manslaughter/Homicide.

<sup>2597</sup> Cross-listed in Fire-Structural and in Violence subset-Arson, Manslaughter/Homicide.

430. 1981 -- March-April, hospital nurse kills elderly patients, Perris & Banning, CA -- 12  
 431. 1990 -- June 17-18, violence/shootings, esp. GMAC (18<sup>th</sup>), Jacksonville, FL<sup>2598</sup> --11-12  
 432. 2006 -- Oct 31, Arson, Mizpah Hotel, North Lake St., Reno, NV<sup>2599</sup> -- 12  
 433. 2012 -- July 20, James Holmes mass shooting, Century 16 Theater, Aurora, CO -- 12  
 434. 2019 -- May 31, Workplace shooting, Municipal Cen. Bldg. No. 2, Virginia Beach, VA-- 12

**VIOLENCE** – **Master Set** – **Deadliest American** -- **By MORTALITY** (continued)

435. 1755 -- Oct 31--Nov 2, Delawares/Shawnees attack settlers, Fulton/Franklin Co., PA-- ≥11  
 436. 1763 -- May 25, St. Joseph's Post Massacre, Mouth of St. Joseph's River, MI -- 11  
 437. 1764 -- July 26, Massacre, Indians attack one-room Schoolhouse, ~Greencastle, PA -- 11  
 438. 1848 -- Violence, Vigilante Riot, Jailhouse, Cincinnati, OH -- 11  
 439. 1850 -- Sweathouse Massacre, Sonoma County Whites kill Natives, Napa County, CA-- 11  
 440. 1850 -- Apr 21, Quechan/Yuma Natives massacre Glanton Gang, Winterhaven, CA -- 11  
 441. 1854 -- Apr 25, Arson, Jennings Building (all firemen), Broadway, NY, NY<sup>2600</sup> -- 11  
 442. 1855 -- Oct 27-28, White/Native Conflict, Puget Sound area, White River val., WA --10-11  
 443. 1859 --~Oct 11, massacre, Jarboe volunteers attack Yuki camp, Round Valley, CA -- 11  
 444. 1871 -- Nov 5, trampling deaths, African Baptist Meeting-house, Louisville KY -- 11  
 445. 1872 -- Apr 15, Shoot-out, U.S. Marshals & Cherokee, Indian Court House, OK -- 11  
 446. 1886 -- May 3-4, Labor Haymarket Affair/Bombing/Riot/Massacre, Chicago, IL -- 11  
 447. 1891 -- Mar 14, racial violence, mob kills Italian prisoners, New Orleans LA -- 11  
 448. 1891 -- Apr 02, Violence, Deputies Kill Strikers, Morewood Mine, Morewood, PA -- 11  
 449. 1892 -- July 06, Violence, Strikers & Pinkertons, Carnegie Steel, Homestead, PA -- 11  
 450. 1905 -- Feb 27, floor collapse, fire scare/trampling, church service, Brooklyn NY<sup>2601</sup>-- 11  
 451. 1920 -- May 19, Matewan Massacre, coal miners/owners conflict, Mingo Co., WV --10-11  
 452. 1921 -- June 25/26, Mass Murder/home then burned, Hamilton/Drew families, ~Mayfield, KY-11  
 453. 1941 -- Oct 17, attack; USS *Kearny* torpedoed by German submarine, off Iceland<sup>2602</sup>-- 11  
 454. 1973 -- Sep 29, arson fire, tenement, Eleventh & Willow, Hoboken, NJ<sup>2603</sup> -- 11  
 455. 1975 -- Mar 30, Violence, mass murder, James Ruppert shoots relatives, Hamilton, OH--11  
 456. 1975 -- Dec 29, LaGuardia Airport bomb explosion, TWA baggage area, Brooklyn, NY-- 11  
 457. 1979 -- Dec 3, WHO concert crushing/trampling, Riverfront Coliseum, Cincinnati OH-- 11  
 458. 1981 -- Oct 24, arson fire, apartment bldg., 12<sup>th</sup> and Washington, Hoboken, NJ<sup>2604</sup> -- 11  
 459. 1985 -- May 13, gov. violence, police bomb MOVE group, row house fire, Philly PA<sup>2605</sup>-11  
 460. 2002 -- Oct 13, decomposed bodies of illegal aliens found in railcar, Denison, IA -- 11  
 461. 2005 -- Jan 26, train hits parked SUV; derails; hits parked train, Glendale, CA<sup>2606</sup> -- 11  
 462. 2018 -- Oct 27, mass shooting, Tree of Life Synagogue, Pittsburgh, PA -- 11

<sup>2598</sup> James Edward Pough shot and killed two people on 17<sup>th</sup>. The next day killed six at the GM scene, then himself.

Three died later. Thus nine died as result of June 18 attack. In all there were 11 murders and one suicide.

<sup>2599</sup> Cross-listed in Fire-Structural and in Violence subset-Arson, Manslaughter/Homicide.

<sup>2600</sup> Cross-listed in Fire-Structural and in Violence subset-Arson, Manslaughter/Homicide.

<sup>2601</sup> Cross-listed in Structural Failures.

<sup>2602</sup> Cross-listed in Maritime. This was before Pearl Harbor and U.S. declarations of war.

<sup>2603</sup> Cross-listed in Fire-Structural and in Violence subset-Arson, Manslaughter/Homicide.

<sup>2604</sup> Cross-listed in Fire-Structural and in Violence subset-Arson, Manslaughter/Homicide.

<sup>2605</sup> Cross-listed in Fire-Structural.

<sup>2606</sup> Cross-listed in Rail, and in Vehicular. The driver of the SUV was allegedly going to commit suicide via train collision, but got out prior to impact. Was sentenced to eleven life sentences for murder.

463. 2023 -- Jan 21, Lunar New Year mass shooting, Dance Studio, Monterey Park, CA -- 11

**VIOLENCE** – **Master Set** – **Deadliest American** -- **By MORTALITY** (continued):

464. 1659 -- Sep 25-mid Oct, murder retaliation, Natives attack Wiltwyck (Kingston, NY)-- ~10  
465. 1675 -- Sep 02, settlers killed in Native attack on Northfield, MA -- 8-10  
466. 1676 -- Aug 11, massacre and captivity, Natives attack English settlers, Portland, ME-- ≥10  
467. 1689 -- Sep 26, battle, Major Church force and Natives, near Falmouth (Portland), ME--10  
468. 1695 -- Aug 05, massacre, Natives attack settlers, Billerica, MA -- 10  
469. 1768 -- Jan 10-11, Stump massacre of Native men/women/children, Penn Twp, Cumberland Co., PA-- 10  
470. 1774 -- Apr 30, Greathouse VA force murder Mingos, yellow Creek/OH Riv., OH/WV<sup>2607</sup> ~10  
471. 1850 -- May, Jicarilla Apache/Utes massacre US Mail wagon train, Wagon Mound, NM-- 10  
472. 1851 -- Jun 23-26, USA Maj. Kearny, other whites attack Natives, Table Rock, OR -- >10  
473. 1853 -- fall, Natives kill Chinese, west branch Feather River, Butte County, CA -- 10  
474. 1854 -- Aug 7-8, Voting Riots, Nativist “Know Nothings” vs. Irish, St. Louis, MO -- 10  
475. 1857 -- Jan-mid, white settlers attack Rogue River Natives, Rogue River valley, OR-- ~10  
476. 1859 -- July 28, whites massacre Natives near Forks of Butte, Butte County, CA -- ~10  
477. 1862 -- Oct 18, Unionist disappears, Union Col. executes Reb. prisoners, Palmyra, MO--10  
478. 1864 -- Apr 18, Rebels & Choctaws kill wounded/captured blacks, Poison Spring, AR- >10  
479. 1864 -- Aug 19, Rebels kill Fifth MI Cavalry soldiers after surrender ~Berryville, VA-- ≥10  
480. 1889 -- Dec 25, racial violence, Jesup, GA --6~10  
481. 1902 -- Apr 30, false-alarm fire panic, Harburger, Homan Cigar Factory, Philly, PA-- 8-10  
482. 1914 -- Sep 18, sabotage, train derailment, Livingston, AL -- 10  
483. 1916 -- Archer Home for Elderly mass killing, Winsor, New Haven County, CT -- 10  
484. 1916 -- Jul 22, mass murder, Preparedness Day Parade Bombing, San Francisco CA-- 10  
485. 1917 -- Nov 24, bomb explosion, Central Police Station, Milwaukee, WI -- 10  
486. 1935 -- Sep 29, arson fire, tenement, Chicago, IL<sup>2608</sup> -- 10  
487. 1937 -- May 30, unarmed striking steel workers shot by police, Chicago, IL<sup>2609</sup> -- 10  
488. 1950 -- Apr 08, USN Privateer patrol bomber shot down by USSR, Baltic Area -- 10  
489. 1951 -- Nov 06, USN P2V-3W Neptune shot down by Soviet planes, Sea of Japan --all 10  
490. 1958 -- Jan 21-29, Starkweather shooting spree, 9 in Nebraska, 1 in Wyoming -- 10  
491. 1973 -- Jan 29, arson fire, Street’s Sheltered Care Rest Home, Pleasantville, NJ<sup>2610</sup> -- 10  
492. 1974 -- Jan 15-Jan 19, 1991, Rader serial murders, Wichita area, Sedgwick Co., KS -- 10  
493. 1978 -- Nov 26, fire (probable arson), Holiday Inn Northwest, Ridge Rd., Greece, NY-- 10  
494. 1979 -- July 31, arson fire (smoke inhalation deaths), Holiday Inn, Cambridge, OH<sup>2611</sup>-- 10  
495. 1980 -- Oct 28, arson fire, apartment building, Chicago, IL<sup>2612</sup> -- 10  
496. 1984 -- Apr 15, mass murder, Christopher Thomas “Palm Sunday Massacre,” NYC -- 10  
497. 1984 -- May-Nov, Bobby Joe Long serial killings of women, Tampa Bay Area, FL -- ≥10  
498. 1993 -- Feb 28, shootout, large ATF force attempts to serve David Koresh, Waco, TX<sup>2613</sup> -- 10

---

<sup>2607</sup> Note OH and WV because while the murders occurred on today’s WV side, the natives lived across the river (in present-day Ohio) at a camp where Yellow Creek empties into the Ohio River.

<sup>2608</sup> Cross-listed in Violence-Mass Murder.

<sup>2609</sup> Cross-listed in Violence sub-sections Governmental Use of Force and Labor-Related.

<sup>2610</sup> Cross-listed in Fire-Structural and in Violence subset-Arson.

<sup>2611</sup> Cross-listed in Fire-Structural and in Violence subset-Arson.

<sup>2612</sup> Cross-listed in Fire-Structural and in Violence subset-Arson.

<sup>2613</sup> Four ATF agents/six Davidians. See 4-19-1993 on FBI/ATF attack, wherein 75 Davidians (25 children) died.

499. 1993 -- May 03, arson fire, apt./tenement bldg., Burlington Ave., Los Angeles, CA<sup>2614</sup>-- 10
500. 2002 -- Oct 02-24, terrorism, DC Beltway sniper killings, Washington DC vicinity -- 10
501. 2004 -- Sep 12, arson fire, Lincoln Park West Apartments, Prairie Township, OH -- 10
502. 2005 -- Mar 21, 16-year-old killing spree, Red Lake HS & vic., Red Lake, MN --<sup>2615</sup>9-10
503. 2008 -- Dec 24, Pardo mass shooting of wife, in-laws, self & arson deaths, Covina CA-- 10
504. 2009 -- Mar 10, Michael McLendon shooting spree, Geneva County, AL -- 10
505. 2015 -- Oct 01, mass shooting, Umpqua Community College, Roseburg, OR<sup>2616</sup> -- 9-10
506. 2017 -- July 23, migrants die in hot semi-trailer found in parking lot, San Antonio, TX-- 10
507. 2018 -- May 18, school shooting, Santa Fe High School, Santa Fe (near Houston), TX-- 10
508. 2019 -- Aug 04, mass shooting outside bar (9 deaths), police kill shooter, Dayton, OH-- 10
509. 2021 -- Mar 22, Ahmad Alissa mass shooting, King Soopers grocery, Boulder, CO -- 10
510. 2021 -- May 16, mass shooting/9 and suicide, San Jose Light Rail Yard, San Jose, CA-- 10
511. 2021 -- Nov 5, crushing/trampling, Travis Scott Astroworld festival concert, Houston TX--10
512. 2022 -- May 14, hate crime shooting, Top Supermarket, Buffalo, NY -- 10

**VIOLENCE** – **Master Set** (Select other less-than-ten deaths events) -- **By MORTALITY**

1. 1637 -- Apr 23, massacre, Wampanoag and Pequots attack Wethersfield, CT -- 9
2. 1815 -- Apr 06, massacre, American Prisoners-of-War, Dartmoor Prison, England -- 7- 9
3. 1861 -- Sep 23, Free-state Unionist Jayhawker guerrillas sack and burn Osceola, MO -- 9
4. 1919 -- Sep 09-11, Boston Police strike, martial law, U.S. Cavalry Charge, MA -- 8-9
5. 1929 -- Dec 11, prison riot, eight convicts and head keeper killed, Auburn Prison, NY<sup>2617</sup>-- 9
6. 1945 -- July 08, U.S. Army guard machine-guns sleeping German POWs, Salina, UT -- 9
7. 1976 -- June 30, youth prisoners start fire, McDowell County Prison, Marion, NC -- 9
8. 1978 -- June 22, drifters kill family of 3; 6 steakhouse workers/July 16, Purcell & OK City, OK-9
9. 1982 -- Aug 20, rampage shooting (8), mentally disturbed man (killed), Miami, FL<sup>2618</sup>-- 9
10. 1989 -- Sep 14, assault rifle workplace mass murder (8)/suicide, Louisville, KY -- 9
11. 1991 -- Dec 28, crushing, Nat Holman Gymnasium, City College, NY -- 9
12. 2005 -- May 21, arson fire, house during child's birthday sleepover, Cleveland, OH<sup>2619</sup>-- 9
13. 2010 -- Aug 03, workplace shootings, worker kills 8 coworkers/self, Manchester, CT -- 9
14. 2015 -- May 17, biker-gangs/police shoot-out at Twin Peaks restaurant, Waco, TX -- 9
15. 2015 -- June 17, mass shooting, AME Church, Charleston, SC -- 9
16. 2021 -- Apr 15, mass shooting/8 and suicide, FedEx facility ~Indianapolis AP, IN -- 9
17. 2023 -- May 6, mass shooting, Allen Premium Outlets Mall, Allen, TX (includes gunman)-- 9
  
18. 1856 -- Aug 30, Pro-slavery force attacks Osawatomie (John Brown), Miami Co., KS -- 5-8
19. 1912 -- June 10, Family and two girls Murdered in Sleep with Axe, Villisca, IA -- 8
20. 1916 -- Mar 05-06, Daniel Okane kills Family (7) and commits suicide, Lawton, OK -- 8
21. 1923 -- Jan 01-07, Rosewood Rioting, Whites attack Blacks, Rosewood, Levy Co., FL-- ≥8
22. 1929 -- Dec 25, C.D. Lawson kills wife, six children, suicide, Walnut Cove, NC -- 8

<sup>2614</sup> Cross-listed in Fire-Structural and in Violence subset-Arson.

<sup>2615</sup> Killed were nine people -- shooter's grandfather and grandfather's girlfriend, a security guard at Red Lake High School, 5 high school students and a teacher, before 16-year-old high school student shooter committed suicide.

<sup>2616</sup> The shooter, 26-year-old Chris Harper Mercer, killed nine people, wounded seven, and died in police shootout.

<sup>2617</sup> Three other convicts were later executed at Sing Sing Prison, NY for their role in the violence.

<sup>2618</sup> Cross-listed in Violence subsets of Mass Murder and Mass Murder-Mass Shootings.

<sup>2619</sup> Cross-listed in Fire-Structural.

- 23. 1966 -- July 14, Richard Speck mass murder of nurses, dorm room, Chicago, IL -- 8
- 24. 1971 -- June 14, “dope den” “execution style” shootings, motel room, Detroit, MI -- 8
- 25. 1987 -- July 11/12, man shoots parents/in-laws/wife/2 children/himself, Federal Way, WA--8
- 26. 2017 -- Oct 31, Islamic Terrorist drives down bikers/pedestrians, Manhattan NYC, NY-- 8
- 27. 2019 -- Aug 31, shooting rampage (7 killed by shooter), Midland-Odessa area, TX -- 8
- 28. 2021 -- Mar 16, mass shootings, two Atlanta, one Cherokee County Spas, GA -- 8

**VIOLENCE – Master Set – Deadliest American -- By MORTALITY (continued):**

- 29. 1876 -- July 08, whites attack blacks (inc. Co. A, 9<sup>th</sup> Regiment SCNG) Hamburg, SC -- 7
- 30. 1886 -- May 05, Strikers/bystanders shot by Wisc. militia, Bay View, Milwaukee, WI -- 7
- 31. 1915 -- Mar 06, Monroe Phillips Shooting Rampage (kills 6, is shot) Brunswick, GA -- 7
- 32. 1916 -- July 30, Sabotage, Black Tom Munitions Depot, NY Bay, Jersey City, NJ -- 7
- 33. 1916 -- Nov 05, labor violence, IWW workers/local law enforcement, Everett, WA<sup>2620</sup>-- 7
- 34. 1929 -- Feb 14, St. Valentine’s Day Massacre, Capone gang vs. Moran gang, Chicago, IL -- 7
- 35. 1976 -- July 12, California State University Fullerton Library Shooting Rampage -- 7
- 36. 1982 -- Sep 29, Tylenol Tampering (laced with cyanide) deaths start, Chicago, IL -- 7
- 37. 1988 -- Feb 16, Richard Wade Farley Workplace Shootings. ESL Inc., Sunnyvale, CA-- 7
- 38. 1999 -- Nov 02, workplace mass murder shootings, Xerox, Honolulu, HI<sup>2621</sup> -- 7
- 39. 2006 -- Mar 26, mass-shooting, rave afterparty, Capitol Hill community, Seattle, WA<sup>2622</sup>-- 7
- 40. 2012 -- Apr 02, school shootings, Oikos University, Oakland, CA<sup>2623</sup> -- 7
- 41. 2012 -- Aug 05, Sikh Temple of Wisconsin rampage mass shooting, Oak Creek, WI -- 7
- 42. 2014 -- May 23, ,ass murder, Univ. of California at Santa Barbara, Isla Vista, CA<sup>2624</sup> -- 7
- 43. 2020 -- Sep 06, mass shooting/Laotians, marijuana growing house, Aguanga, CA -- 7
- 44. 2022 -- July 04, sniper shoots parade spectators from building roof, Highland Park, IL-- 7
- 45. 2023 -- Jan 23, mass shootings, mushroom farm and trucking facility, Half Moon Bay, CA--7
  
- 46. 1886 -- Apr 09, governmental violence, labor riot, East St. Louis, IL -- 6
- 47. 1919 -- July 19-23, Race Riots, Washington, DC -- 6
- 48. 1919 -- Nov 11, Violence, Armistice Day Parade, Amer. Legion/IWW, Centralia, WA-- 6
- 49. 1927 -- Nov 21, Colorado Rangers shoot striking miners, Columbine Mine, Serene, CO-- 6
- 50. 1932 -- Nov 24, Violence Julian Marcelino Rampage with knives, Seattle, WA -- 6
- 51. 1967 -- Jan 06, suicide and homicide bomb explosion, Orbit Inn Motel, Las Vegas, NV-- 6
- 52. 1980 -- Sep 20, ex-wife & family killed by ex-husband’s booby-trap bomb, Olathe, KS-- 6
- 53. 1982 -- July 02, wife, children, mother-in-law shot (5), suicide, Thompson falls, MT -- 6
- 54. 1989 -- Jan 17, school shooting, Cleveland Elementary School, Stockton, CA --<sup>2625</sup>5-6
- 55. 1991 -- Nov 01, Gang Lu killing spree, University of Iowa, Iowa City, IA --<sup>2626</sup>5-6
- 56. 1992 -- July 07, arson fire set by mother kills six of her children, Baltimore, MD<sup>2627</sup> -- 6

<sup>2620</sup> Cross-listed in Violence subsets Governmental Use of Force and Labor-Related.

<sup>2621</sup> Cross-listed in Violence subsets Mass Murder and Mass Shootings.

<sup>2622</sup> The shooter murdered six people aged 14, 15, 21, 22, 26 and 32. Committed suicide when police arrived.

<sup>2623</sup> Cross-listed in two Violence subsets – Rampage Shootings, and School Shootings.

<sup>2624</sup> Six students were shot or stabbed to death before the killer shot himself in the head.

<sup>2625</sup> Five children, ages 6-9, before gunman killed himself. The question for some is does one count the murderer as a victim of this tragedy as well? The one person range in the sources reflect this question, with the exception of a source which incorrectly notes the death of one teacher (one teacher was injured.)

<sup>2626</sup> Four University of Iowa faculty and one student killed before gunman commits suicide.

57. 1993 -- Feb 26, World Trade Center terrorism bombing -- 6  
 58. 1993 -- Feb 27, arson fire and mass murder, apartment building, Providence, RI<sup>2628</sup> -- 6  
 59. 1996 -- Feb 09, fired city worker shoots five former coworkers, self, Fort Lauderdale, FL--5-6  
 60. 2006 -- Oct 02, West Nickel Mines School (Amish) shooting, Lancaster County, PA --<sup>2629</sup>5-6  
 61. 2008 -- Feb 14, classroom killings, Northern Illinois University, DeKalb, IL --<sup>2630</sup>5-6  
 62. 2011 -- Jan 8, mass shooting (inc. Gabby Giffords), grocery parking lot, Casas Adobes, AZ-- 6  
 63. 2016 -- Feb 20, Uber driver random mass shootings, Kalamazoo, MI -- 6  
 64. 2019 -- Feb 15, workplace shooting; five killed by shooter, shooter killed, Aurora, IL -- 6  
 65. 2023 -- Mar 27, shooting, The Covenant Church elementary school, Nashville, TN -- 6

**Violence – Master Set -- By Mortality (continued):**

66. 1597 -- Natives massacre St. Francis missionaries, Guale (St. Catherine Island), GA -- 5  
 67. 1856 -- May 24/25, John Brown men kill pro-slavery men ~Pottawatomie Creek, Franklin Co., KS-- 5  
 68. 1858 -- May 19, Marias des Cygnes Massacre, pro-slavery force raid, Trading Post, KS-- 5  
 69. 1894 -- May 24, labor battle, Washington Coal and Coke Co, Sickle Hollow, PA -- 5  
 70. 1933 -- June 17, shooting murder of four law officers plus prisoner, Kansas City, MO -- 5  
 71. 1976 -- Mar 02, suicidal dynamite explosion, Mason County Jail, Point Pleasant, WV -- 5  
 72. 1998 -- Mar 24, Westside Middle School shootings, Jonesboro, AR -- 5  
 73. 2001 -- Sep 18-Nov 21, anthrax letters terrorism, DC FL GA MD NJ NY VA -- 5  
 74. 2023 -- Apr 10, workplace mass shooting, Old National Bank, Louisville, KY -- 5  
  
 75. 1918 -- Sep 04, bomb explosion Federal Building, Chicago, IL -- 4  
 76. 1963 -- Sep 15, KKK members bomb 16<sup>th</sup> Street Baptist Church, Birmingham, AL -- 4  
 77. 1970 -- May 04, Kent State demonstration and Ohio National Guard shootings, OH -- 4  
 78. 1975 -- Jan 24, Fraunces Tavern F.A.L.N. terrorist bomb, NYC, -- 4  
 79. 2013 -- Apr 15, terrorism, Boston Marathon bombs, MIT officer killed Apr 19, MA -- 4  
  
 80. 1974 -- Aug 06, Los Angeles Int. Airport bomb, near Pan Am overseas check-in, CA -- 3  
 81. 1978-1995 -- Unabomber bomb & terrorism -- 3  
 82. 1992 -- Aug 21-22, violence, Gov. use of force, U.S. Marshals/FBI, Ruby Ridge, ID -- 3  
  
 83. 1932 -- July 28, US military moves on “Bonus Expeditionary Force” Veterans, DC -- 2  
 84. 1950 -- Nov 1, Puerto Rican Nationalists try to assassinate President Truman, Blair House, DC-- 2  
 85. 1993 -- Jan 25, CIA HQ shootings, Mir Aimal Kansi, Langley VA -- 2  
  
 86. 1977 -- Aug 03, terrorism, Puerto Rican F.A.L.N bombings/2 bldgs., Manhattan, NY -- 1  
  
 87. 1997 -- Feb 23, Middle East terrorism, shooting, Empire State Building, NYC, NY -- 1  
 88. 1998 -- Jan 29, abortion clinic bombing, (Eric Rudolph), Birmingham, AL -- 1  
  
 89. 1954 -- Mar 01, Puerto Rican nationalists shoot 5, floor of US House of Representatives-- 0

<sup>2627</sup> Cross-listed in Fire.

<sup>2628</sup> Cross-listed in Fire-Structural and in Violence subset-Arson, Manslaughter/Homicide.

<sup>2629</sup> Ten girls aged 6-13 shot, five of whom died, before killer committed suicide in the schoolhouse.

<sup>2630</sup> Five student victims and the gunman suicide.

**VIOLENCE – Master Set – Deadliest American -- CHRONOLOGICAL**

1. 1539 --~Sep 16, Napituca Massacre, Hernando de Soto executes Timucuans, No. Cen. FL-30-200
2. 1540 -- Oct 18, Spanish (de Soto) battle/massacre, with Atahachi, Mabila, AL --2,500-6,000
3. 1541 -- ~Mar 10, Hernando de Soto forces & “Chicasa” battle and “slaughter,” MS<sup>2631</sup>-- >20
4. 1541/42 winter, Coronado’s Expeditionaries burn-at-the-stake Tiwa Natives, NM<sup>2632</sup> --40-50
5. 1542 --~Mid-May, Massacre, de Soto’s men attack Natives in Nilco province town, AR--~100
6. 1565 --Sep 20, Massacre, Spanish troops kill male French colonists, Ft. Caroline FL<sup>2633</sup> ~140
- 1597 -- Natives Massacre St. Francis Missionaries, Guale (St. Catherine Island), GA -- 5
7. 1598 -- Dec 4, Pueblo Natives kill Juan de Zaldivar & soldiers seeking corn flour, W NM -13
8. 1599 -- Jan 21, Spanish (Oñate) Massacre Acoma Natives, punitive expedition, NM -300-800
  
9. 1616 -- George Yeardley, Dep. Governor of Virginia Colony, Attacks Chickahominy --12-40
10. 1622 -- Mar 22, Jamestown Massacre, Natives Attack, Jamestown Colony, VA -- 347
11. 1623 -- May 12, Cpt. Tucker VA party poison/kill Powhatans, Patawomeck, VA --150-200
12. 1632 -- Nov, Massacre at Fort Zwaanendael (Lewes), first Dutch Del. Colony -- 32
- 1637 -- Apr 23, Massacre, Wongunk and Pequots attack Wethersfield, CT -- 9
13. 1637 -- May 26, Mystic Massacre, Eng. Colonists attack Pequot vil., Mystic Riv. CT--400-700
14. 1637 -- Massacre of Lenni-Lenape at Pavonia (near present day Jersey City, NJ) -- 80
15. 1640 -- Spanish hang Natives who will not renounce their faith, present day NM -- 40
16. 1643 -- Feb 25, New Amsterdam Dutch massacre Natives, Pavonia [NJ]<sup>2634</sup> --80-120
17. 1643 -- Aug, Massacre, Anne Hutchinson’s settlement by Siwanoy on Pelham Bay, NY-- 16
18. 1643 -- fall, Dutch/English force assisted by Stamford, CT settlers attack Natives, CT--18-20
19. 1644 -- Early (Jan?), Massacre, Dutch and English attack Mespeth (Long Island, NY) -- 120
20. 1644 -- Feb, Massacre, Dutch attack Siwanoy, Petuquapaen, ~Cos Cob, CT<sup>2635</sup> --500-700
21. 1644 -- Apr 18 (or Mar 18), Powhatans attack English colonists along James River, VA --400-500
22. 1655 -- Mar 20, Battle of Severn, Catholics attack Puritans, Horn Pt., Annapolis, MD<sup>2636</sup>-- 19
23. 1655 -- Sep 15-18,<sup>2637</sup> Natives attack Dutch in New Netherland (NY and NJ) --16-100
24. 1657 -- Navajo attack Jemez Pueblo, Jémez Province, NM -- 19
25. 1659 -- Sep 25-mid Oct, murder retaliation, Natives attack Wiltwyck (Kingston, NY) -- ~10
26. 1663 -- Jun 7, Massacre, Natives attack Dutch at Wiltwyck (Kingston, NY) and vic. --22-24
27. 1669 -- June, Apache attack Acoma Pueblo, NM -- 12

<sup>2631</sup> No estimate is made of the Natives killed; thus we have conjectured the number “more than 20,” as a conservative estimate of the number of Natives killed. We know from Duncan’s account (*Hernando de Soto*, 1995) that the “Chicasa” attacked with a force of over three hundred about seven days earlier. Duncan, pulling from the accounts of the expedition afterwards, notes that there was a rout and a “pent-up rage” slaughter. It was usual for this particular force to kill all they could kill when in battle. There must have been a Native force again of something in the neighborhood of 300. We suspect that dozens, if not many dozens, were killed.

<sup>2632</sup> Refers to those burned at the stake, not to the Natives killed in fighting, or killed after surrender by “lancing.”

<sup>2633</sup> Today’s Jacksonville.

<sup>2634</sup> Giersbach writes that the attack site was today’s Corlaer’s Hook, Jersey City. *Wikipedia* has it that Pavonia was “on the west bank of the North River (Hudson River)...in what would become today’s Hudson County, New Jersey.” (*Wikipedia*. “Pavonia, New Netherland,” 11-11-2012 modification.)

<sup>2635</sup> In dispute – some place the massacre in Westchester County, NY (Dinan. “Historians Sift Clues...” *Greenwich Time*, 3-5-2006.)

<sup>2636</sup> Cross-listed in Violence subsets of “Battles” and “Religious Violence.”

<sup>2637</sup> These are the dates for the initial Native attacks and colonial deaths. There were additional deaths on both sides in retaliatory Dutch attacks.

**VIOLENCE** – **Master Set** – **Deadliest American** – **CHRONOLOGICAL** (continued):

28. 1675 -- ~June 23-25, King Philips War begins, Wampanoags attack Swansea, MA -- 9-12
29. 1675 -- July or Sep, VA Militiamen looking for Doeg Natives Kill Susquehannocks, VA-- 14
30. 1675 -- Sep 02, Settlers killed in Native attack on Northfield, MA -- 8-10
31. 1675--Sep 18-19,<sup>2638</sup> Bloody Brook Massacre, Natives attack wagon train, S. Deerfield, MA-59-76
32. 1675 -- Sep late, Natives attack settlers, relief force ambushed, Scarborough vic., ME --23-24
33. 1675 -- Dec 16, Massacre, natives attack J. Bull Garrison, Pettaquamscutt (Kingston), RI--15
34. 1675 -- Dec 19, English Colonists Massacre Narragansetts, Great Swamp, RI --365-1,100
  
35. 1676 -- Feb 10, massacre, Nipmuc Natives attack Lancaster, MA --34-35
36. 1676 -- Feb 21, massacre, Nipmuc and Narragansett Natives attack Medfield, MA --17-18
37. 1676 -- Mar 12, massacre, Natives Attack Clark House, Eel River, ~Plymouth, MA --11-12
38. 1676 -- Apr 18, massacre, Natives attack settlers at Sudbury, MA -- 7-12
39. 1676 -- May 19, Eng. colonists massacre Natives, Peskeompskut, Turners Falls, MA--200-300
40. 1676 -- Jun 12, Mohawks massacre Native camp whose men were attacking Hadley, MA--50
41. 1676 -- Jul 02, massacre, Eng. Colonists attack Narragansett camp ~Providence, RI--100-126
42. 1676 -- Sep 25, massacre, Natives destroy settlement at Cape Neddock, ME -- 40
43. 1676 -- Aug 11, massacre and captivity, Natives attack English settlers, Portland, ME-- ≥10
44. 1676 -- Aug 13-14, massacre, Natives attack settlers, Kennebec River & Arrowsic, ME-- ≥14
  
45. 1677 -- leaders of Bacon's Rebellion (colonists vs. Gov. Berkeley) hanged in VA --22-23
46. 1677 -- June 29, Natives attack party of 90 settlers near Black Point, ME -- 60
47. 1677 -- Sep 19, massacre, Pocumtuck Natives attack English colonists, Hatfield, MA--12-15
  
48. 1689 -- Jun 27, massacre, Penacook attack English colonists, Coheco (Dover) NH -- 23
49. 1689 -- Aug 28, massacre, Natives attack settlers from Huckin's garrison, NH --21-22
50. 1689 -- Sep 26, Battle, Major Church force and Natives, near Falmouth (Portland), ME -- 10
  
51. 1690 -- Mar 18, massacre, French & Indians attack settlers, Salmon falls, NH -- 30
52. 1690 -- May 20, massacre, French/Indians attack settlers, Falmouth (Portland), ME--~120-200
53. 1690 -- ~Sep 15, massacre, English attack native village, NW of Brunswick, ME -- 21
54. 1691 -- Sep 29, massacre, Indians attack English settlers, Sandy Beach (now Rye), NH-- 13
55. 1692 -- Jan 25, massacre, French and Indians attack English colony, York, ME ---~50-75
56. 1694 -- Jul 18, massacre, Abenaki attack settlers, Oyster River Plantation, Durham NH -- 15
57. 1694 -- July 27, massacre, Natives attack settlers, Groton, MA --20-22
58. 1695 -- Aug 05, massacre, Natives attack settlers, Billerica, MA -- 10
59. 1696 -- June 26, massacre, Natives attack English settlers, Portsmouth Plains, NH -- 14
60. 1697 -- March 15, massacre; Natives attack English settlers, Haverhill, MA -- ~40
61. 1697 -- Sep 11, massacre, Natives attack Lancaster, MA --21-26
  
62. 1703 -- Aug 10, French & Indians attack So. coastal ME, esp. greater Portland vic. -- ≥61
63. 1703 -- Oct 06, massacre, Eng. settlers/militia attacked while farming, Scarborough, ME-- 19
64. 1704 -- Feb 29, Massacre, French and Native allies attack Deerfield, MA<sup>2639</sup> -- 68

---

<sup>2638</sup> Both dates are used, apparently depending on whether old style or new style dating is applied.



65. 1704 -- May 13, massacre, natives attack settlers, Pascommuck (Easthampton) MA -- 19  
 66. 1708 -- Aug 29, raid/massacre, French and Indians attack settlers, Haverhill, MA --16-19

**VIOLENCE** – **Master Set** – **Deadliest American** – **CHRONOLOGICAL** (continued):

67. 1711 -- Sep 22, Tuscarora massacre of white settlers, Bath County, NC -->130-140  
 68. 1712 -- Jan 28, NC/SC militia & Indian allies retaliate against Tuscarora, Craven Co. NC-300  
 69. 1712 -- Apr 06, violence, fear of insurrection of blacks, executions, NY, NY -- 21  
 70. 1724 -- Natives attack Maine fishing posts taking 22 vessels/killing at least 22 men -- ≥20  
 71. 1724 -- Aug 23, massacre, colonial militia attack Abenaki village, Norridgewock, ME~80-100  
 72. 1729 -- Nov 28, Ft. Rosalie Massacre, French colonists by Natchez, Natchez MS --200-300  
 73. 1741 -- Mar, alleged slave uprising, blacks burned and hanged, NYC, NY --33-52  
 74. 1745 -- Russian traders massacre Unangan (Aleut) Women and Children, Attu, AK -- 15  
 75. 1745 -- Nov 16, Schuylerville Massacre, French raiders & Indians, near Saratoga NY -- 30  
 76. 1755 -- Oct 16-17, violence/massacre, Natives attack German settlers, Penn's Creek, PA ≥13  
 77. 1755 -- Oct 31~Nov 2, Delawares/Shawnees attack settlers, Fulton/Franklin Co, PA -- ≥11  
 78. 1755 -- Nov 14-15, Delaware Natives attack German settlers, Berks County, PA --9~15  
 79. 1757 -- Aug, Natives massacre garrison after surrender, Fort William Henry, NY -- ~184  
 80. 1758 -- Apr 28, massacre of settlers by Shawnee, Fort Sybert/Seybert, WV -- >40  
 81. 1760 -- Feb, massacre, Cherokee hostages by colonial soldiers, Fort Prince George, SC-- 22  
 82. 1763-64--Unangan/Eastern Aleut conflict with Russians, Unalaska/Umnak/Unimak Isl., AK≥375  
 --175-188 Russian hunters/sailors killed in retaliation for atrocities and trespass  
 -- >200 Unangan/Aleut killed by Russians in retaliation.  
 83. 1763 -- Wyoming Flats (Luzerne County, PA) massacre of settlers -- ~ 20  
 84. 1763 -- May 25, St. Joseph's Post Massacre, mouth of St. Joseph's River, MI -- 11  
 85. 1763 -- June 02, massacre, Fort Michilimackinac, MI, Ojibwas and Sacs attack -- 22  
 86. 1763 -- Dec 14 & 27, massacres, *Paxton Boys* kill Natives, Conestoga & Lancaster, PA -- 20  
 87. 1764 -- July 26, massacre, Indians attack one-room schoolhouse near Greencastle, PA-- 11  
 88. 1767 -- July, Chippewas attack two Baynton, Wharton, Morgan trade boats, Ohio River-- 14  
 89. 1768 -- Jan 10-11, Stump massacre of Native men/women/children, Penn Twp, Cumberland Co., PA-- 10  
 90. 1771 -- May 16, "Regulators" uprising, Battle of Alamance, near Burlington, NC --26~100  
 91. 1774 -- Apr 30, Greathouse VA force murder Mingos, Yellow Creek/OH Riv., OH/WV<sup>2640</sup>~10  
 92. 1778 -- May 30, violence, Loyalists and Indians attack Cobus Kill Settlement, NY -- ~52  
 93. 1778 -- Nov 11, massacre, women/children, Loyalist/Seneca Force, Cherry Valley NY-- 48  
 94. 1779 --Feb 14, boat theft, hostage-taking attempt, violence, Cpt. James Cook/Hawaiians-- 22  
 95. 1780 -- May 26, violence, massacre of settlers near St. Louis, MO -- ~20  
 96. 1782 -- Mar 8, massacre of noncombatant Indians by PA militia, Gnadenhutten, OH -- 96

<sup>2639</sup> Though death tolls vary, we rely on Demos and Sheldon. Includes 39 in attack, 9 in pursuit party, 20 captives.

<sup>2640</sup> We note Ohio and West Virginia because while the murders occurred on today's WV side, the natives lived across the Ohio River (in present-day Ohio) at a camp where yellow Creek empties into the Ohio.

97. 1784 -- Russian fur traders massacre Sugpiaq Natives, Kodiak Island, AK -- >200

**VIOLENCE** – **Master Set** – **Deadliest American** – **CHRONOLOGICAL** (continued):

98. 1790 -- Jan late, Olowalu Massacre, Cpt. Metcalfe, *Eleanora*, fires on Native canoes, Maui >100  
99. 1791 -- Jan 2, violence-massacre, Delaware & Wyandot kill Big Bottom settlers, OH-- 12

100. 1800 -- Feb 1, US Frigate *Constellation* engagement with French *La Vengeance*<sup>2641</sup> -- 160  
101. 1800 -- Aug 30, Gabriel's Rebellion/Slave Uprising/Mass Hanging, Rich., VA -- 35  
102. 1802 -- June, Tlingits attack Russians/Aleut workers, Fort Archangel St. Michael, AK≤150  
103. 1803 -- March, Massacre, Crew of American ship *Boston*, Nootka, Vancouver Isl.<sup>2642</sup>-- 25

104. 1811 -- Jan, Deslondes Slave Rebellion and Retaliation, German Coast, LA -- 101  
105. 1812 -- Aug 15, Pottawatomie Massacre of soldiers/homesteaders, Fort Dearborn, IL-- ~98  
106. 1812 -- Sep 4-5, massacre of settlers by Shawnee, Pigeon Roost Settlement, IN -- 23  
107. 1813 -- Aug 30, Creeks massacre militia/settlers, Fort Mims, Baldwin Co., AL --250-400  
108. 1813 -- Sep 01, Creek massacre of two families in Clarke County, AL -- 12  
109. 1813 -- Nov 3, Tallushatchee Battle/Massacre, Gen. Coffee destroys Creek Vil., AL-- 300  
110. 1813 -- Nov 18, Hillabee Massacre, US Troops attack Creek Vil. suing for peace, AL-- 61  
1815 -- Apr 06, massacre, American Prisoners-of-War, Dartmoor Prison, England -- 7- 9

111. 1828 -- Jedediah Smith Massacre by Natives, near Gardiner, OR -- 15

112. 1831 -- Aug 21-23, Nat Turner Slave Revolt/Massacre of Whites, Southampton Co., VA-55-65  
113. 1831 -- Aug 23-31, White response to Turner revolt, Blacks killed without trial, VA/NC ~32~54  
114. 1832 -- July ~12, Battle of Pierre's Hole, fur-trappers, natives on both sides, ID -- 13  
115. 1832 -- Aug 02, Battle Island Massacre/Massacre of Bad Axe, Natives attacked, WI-- < 60  
116. 1833 -- Early Sum., Cutthroat Gap Massacre, Osage attack Kiowa, ~Saddle Mt., OK--~150  
117. 1836 -- Feb 23-March 6, fall of the Alamo, Texans Revolt from Mexico -- 257  
118. 1836 -- Mar 27, Mexican Pres. Santa Anna orders execution of prisoners, Goliad, TX-- 342  
119. 1837 -- Spring, Santa Rita/John Johnson Massacre, Apache Trading Party, SW NM -- 20  
120. 1838 -- May-March 1839, Cherokee Relocation, NE AL/NW GA/SE TN/NW NC to OK<sup>2643</sup> ~4,000  
121. 1838 -- Oct 8, Massacre of Surveying Party near Dawson, Navarro County TX -- 18  
122. 1838 -- Oct 30, Haun's Mill (Mormon) Massacre, Caldwell County, MO -- 18

123. 1840 -- Mar 19, Council House Fight, peace party Comanches (35), San Antonio, TX-- 42  
124. 1840 -- Aug 6-7, Council House Retaliation; Comanches raid Victoria & vicinity, TX-15-23  
125. 1840 -- Aug 6, Council House Retaliation; Comanches take Victoria, Repub. of TX --12-15  
126. 1840 -- Aug 12, Battle, TX militia catch-up with Comanche raiders; attack ~Plum Creek TX-25-40

---

<sup>2641</sup> Cross-listed in Maritime

<sup>2642</sup> Coss-listed in Violence – Massacres of Whites by Natives.

<sup>2643</sup> Also referred to as Cherokee Trail of Tears as well as a “forced-march” relocation. Geographic area of coverage comes from sources in Narrative document and map in Thornton (1990) from Morris, Goins and McReynolds ([1965] 1986:20), entitled “The Trail of Tears.” Shows two Cherokee relocation routes from area encompassing north/northwest GA, southwest NC, southeast TN and northeast AL. One route is northwest through TN into KY, westward to southern IL, then down into southeastern MO, into northern Ark. and then westward into OK. Second route was westward through TN and AR to OK.

127. 1840 -- Oct 24, TX volunteers ambush Comanche camp, Red Fork Col. River, TX-110-140
128. 1844 -- May 6-8, Riots, Protestant Nativists and Catholic Irish, Philadelphia, PA -- 14
129. 1844 -- July 6-8, Anti Irish-Catholic Nativist riot and military response, Philly, PA --15-50
130. 1846 -- mid Apr, Sacramento River massacre, Carson/Fremont attack Natives, N. CA->175
131. 1847 -- Jan 19-20 Mexican/Pueblo Revolt, against U.S. NM occupation, Taos vic. -16->19
132. 1847 -- Nov 29, Whitman Massacre, Missionaries, by Natives, near Walla-Walla WA-- 15
133. 1848 -- Violence, Vigilante Riot, Jailhouse, Cincinnati, OH -- 11
134. 1849 -- Mar Ore. miners kill Maidus, American River, Weber's Creek, Coloma, CA-- >22
135. 1849 --Apr 26~ Whites massacre Natives Daylor mine & ranch, Cosumnes Riv. area, No. CA->17
136. 1849 -- May 10, Astor Place Opera House Riot & Government Response, NYC --16-30

**VIOLENCE** – **Master Set** – **Deadliest American** – **CHRONOLOGICAL** (continued):

137. 1850 -- "Friendship Feast," Whites poison Trinity Riv. Wintu Natives, Shasta Co., CA-145
138. 1850 -- Sweathouse Massacre, Sonoma County Whites kill Natives, Napa County, CA-- 11
139. 1850--Feb 25, Smith/Kelsey massacre Natives, Henry Fowler ranch, no. Napa Vly., CA>13
140. 1850 -- Apr 03, Sioux Massacre Chippewa men, women, children, Apple River, WI-- 14
141. 1850 -- Apr 21, Quechan/Yuma Natives Massacre Glanton Gang, winterhaven, CA -- 11
142. 1850--May, Jicarilla Apaches/Utes Massacre US Mail wagon train, Wagon Mound, NM-10
143. 1850 -- May 15, Bloody Island Massacre, USA Attack Pomo, Clear Lake, CA --60-200
144. 1850 -- May 19, Russian River Massacre, US Army attacks Pomo, ~Healdsburg, CA-- >75
  
145. 1851 -- Massacre, White Miners Burn Wintu Council House, Old Shasta, CA -- 300
146. 1851 -- Jan, Four Creeks Massacre, Natives attack cattle herders, present-day Bakersfield, CA-13
147. 1851 -- Jan, early, Rattlesnake Creek Massacre [?], Natives attack white miners, CA-- 72
148. 1851 -- Jan 11, whites attack natives, Mt. ~No. Fork, San Joaquin Ri., Mariposa Co., CA-23-50
149. 1851 -- Jun 10, Battle Rock battle, would-be settlers kill natives when attacked, Port Orford, OR-13-23
150. 1851 -- Jun 17, Maj. Kearny, USA Dragoons, attacks Natives, Rogue Ri. Vly., OR--~12-22
151. 1851 -- Jun 23-26, USA Maj. Kearny, other whites attack Natives, Table Rock, OR -- >10
152. 1851 -- Nov 22, Col. Casey (USA), attacks Coquille, south fork Coquille River, OR--5--15
  
153. 1852 -- Mar 12, Massacre of Natives, upper crossing Klamath Ri. ferry & Indian Flat, CA-30-40
154. 1852 -- Apr 23, Bridge Gulch Massacre, Whites attack Natives ~Hayfork, No. CA-140-153
155. 1852 -- July 03~, Harvey party attacks Yokut village, Kings River rancheria, CA --9--30
156. 1852 -- Jul 17, Whites attack Rogue River Natives, Big Bar, near Table Rock, OR -- 4-20
157. 1852 -- Sum., Capt Crosby force massacre Modocs, Tule Lake reg., CA/OR Border --11-15
158. 1852 -- Sep, Bloody Point Massacre, Modocs attack wagon train, Tule Lake, North CA--62
159. 1852 -- Nov, Ben Wright Massacre of Modocs, peace talks, Lost Ri., Tule Lake, CA-30-41
  
160. 1853 -- Pence party attacks Native American camp ~Messilla Valley, Butte Co., CA-- 27
161. 1853 -- Mar 1, Cattle theft reported; whites attack natives in cave near Oak Grove, CA-- 13
162. 1853 -- Aug 24, Lane attacks Rogue River Natives ~Evans Creek ~Table Rock, OR --13-19
163. 1853 -- fall, Natives Kill Chinese, west branch Feather River, Butte County, CA -- 10
164. 1853 -- fall, White/Chinese retaliatory attack re. Natives, Feather Ri., Butte Co., CA-40-60
165. 1853 -- late fall, Burnt Ranch Massacre, settlers kill Tolowa/Yontocket, Smith Riv., No. CA--450-600

166. 1854 -- Jan 29, Coos Co. miners massacre Coquilles, north of Coquille Ri. mouth, OR --16-17
167. 1854 -- Feb 15, Miller group massacres Chetco Natives, Chetco River mouth, SW OR--~26
168. 1854 -- May 15~, Asbill party kill Yuki Natives, Round Valley, Mendocino Co., CA-32--40
169. 1854 -- Apr 25, arson, Jennings Building (all firemen), Broadway, NY, NY<sup>2644</sup> -- 11
170. 1854 -- Aug 07-08, voting riots, Nativist “Know Nothings” vs. Irish, St. Louis, MO -- 10
171. 1854 -- Aug 20, Ward Massacre, Natives attack wagon train, Boise River ~Caldwell ID- 19

**VIOLENCE** – **Master Set** – **Deadliest American** – **CHRONOLOGICAL** (continued):

172. 1855 -- Jan 1, Settlers Massacre Tolowa, Etchulet (Achulet), ~Lake Earl, No. CA--30->100
173. 1855 -- Apr 02, “Know-Nothings” vs. “Over the Rhine” Riot, Cincinnati, OH --10-12
174. 1855 -- Aug 6, Vote day Know-Nothing anti-German/Irish/Catholic riot, Louisville, KY-22
175. 1855 -- Sep, “Cpt.” Jarboe force Massacres Achomawi Natives, Pit River village, CA-->70
176. 1855 -- Oct 08, Lupton Massacre, Whites attack Natives ~Upper Table Rock, OR --23-41
177. 1855 -- Oct 9, Indians retaliate & attack settlers, upper Rogue River Valley, OR --12-15
178. 1855 -- Oct 27-28, White/Native Conflict, Puget Sound area, White River val., WA --10-11
  
179. 1856 -- Feb 22/23, Natives attack garrison & settlers, Rogue River, Whaleshead vic., OR-31
180. 1856 -- Apr/May 13, Whites attack Natives, near Visalia, Keysville & Battle Mt., CA-->40
181. 1856 -- Apr 15, Locals and Americans fight, leads to Riot, Panama City, Panama --16-20  
1856 --May 24/25, John Brown men kill pro-slavery men ~Pottawatomie Creek, Franklin Co., KS-- 5
182. 1856 -- Jun 2-3 USA Cpt. Augur & Vols. attack natives, Painted Rock Rogue Ri., OR-->21
183. 1856 -- Aug 30, Pro-slavery force attacks Osawatomie (John Brown), Miami Co., KS-- 5-8
  
184. 1857 -- Jan-mid, White settlers attack Rogue River Natives, Rogue River valley, OR-- ~10
185. 1857 -- Mar 8-9, Massacre, Wahpetuke Dakota (Sioux) attack Spirit Lake IA --35-40
186. 1857 -- Sep 03, Massacre, Col Harney Attacks Sioux Camp, Bluewater Creek, NE -- 150
187. 1857--Sep 11, Mt. Meadows Massacre, Mormons/Paiutes attack Wagon Train, UT-120-140
  
188. 1858 -- Early May, Killing of Yana Natives near Battle Creek, Tehama Co, No. CA -- 15  
1858 -- May 19, Marias des Cygnes massacre, pro-slavery force raid, Trading Post, KS-- 5
189. 1858 -- Early-mid Jun, Whites attack Mattole Natives, Mattole Villy., Humboldt Co.--15-20
190. 1858 -- Dec 31, Whites kill Natives ~Eden Valley, Russian Riv. area, Sonoma Co., CA--14
  
191. 1859 -- Jan 01, Whites kill Natives, Round Valley, Mendocino County, CA -- 40
192. 1859--Late Mar-mid Apr, Whites kill Natives, Round Valley, Mendocino Co., CA-300-400
193. 1859 -- May, Whites Massacre Yuki Natives, Round Valley, Mendocino County, CA-- 240
194. 1859 -- ~July, Hildreth militia massacres Natives, Round Valley vicinity, No. CA -- 17
195. 1859 -- July, last week, Breckenridge militia attack Natives, Tehama Co., No. CA --10-16
196. 1859 -- July 28, Whites Massacre Natives near Forks of Butte, Butte County, CA -- ~10
197. 1859 -- summer, Chico Creek Canyon Massacre, Whites attack Maidu Natives, N. CA--~40
198. 1859 ~Late Aug,<sup>2645</sup> McElroy party massacres Natives Roff’s Ranch, Pitt Riv. vic., CA≥49
199. 1859 --~Oct 11, Massacre, Jarboe volunteers attack Yuki camp, Round Valley, CA -- 11
200. 1859 -- Oct 16-18, John Brown Insurrection, Harper’s Ferry, VA -- 20

<sup>2644</sup> Cross-listed in Fires-Structural – Arson.

<sup>2645</sup> Date is uncertain. We have it as late August based on Cpt. Adams report of the incident dated Sep 3, Ft. Crook.

201. 1859 -- ~Nov 24, Jarboe's Eel River Rangers attack Natives, Round Valley vic., CA-- ≥27  
 202. 1859 -- Dec 19, Whites attack Natives, Round Valley, Mendocino County, CA --20-32

**VIOLENCE – Master Set – Deadliest American – CHRONOLOGICAL (continued):**

203. 1860 -- whites attack Yuki Natives near Round Valley, Mendocino County, CA -- 250  
 204. 1860 -- Feb 26, Whites massacre Natives, Indian Isl. & Humboldt Bay vic., CA->100->250  
 205. 1860 -- fall, Snake River Massacre, Immigrant Wagon Train attacked, pursued, OR -- 39
206. 1861 --Feb 2, Settlers kill Natives, Eel Riv. above Sonoma Trail, Iaqua vicinity, CA-13-39  
 207. 1861 -- Apr 19, Secession Mob Attacks 6<sup>th</sup> MA & 7<sup>th</sup> PA Regiments, Baltimore -- 16  
 208. 1861 --May 10, Camp Jackson Affair, Union German unit kills Civilians, St Louis, MO>28  
 1861 -- Sep 23, Free-state Unionist Jayhawker guerrillas sack and burn Osceola, MO-- 9  
 209. 1861--Late Sep, Horse Canyon Massacre, Whites/Natives attack Wailaki, Round Val. CA-100-240
210. 1862 -- Aug, massacre of Wailaki Natives, Upper Station, Round Valley Res., CA --23-24  
 211. 1862 --Aug 10, Rebel cav. attacks fleeing Germans, Nueces Riv., Kenney Co., TX<sup>2646</sup>-9-28  
 212. 1862 -- Aug 17-23 especially, Dakota "insurrection," southcentral MN; also IA --750-779  
 213. 1862 -- Oct 18, Unionist disappears, Union Col. executes Reb. prisoners, Palmyra, MO--10  
 214. 1862 -- Oct 24, massacre of Tonkawa by pro-Union Natives near Anadarko, OK --136-150  
 215. 1862 -- Dec 26, mass hanging of Dakota Natives accused of 1862 war massacres, Mankato, MN<sup>2647</sup>--38
216. 1863 -- ~Jan 18, Shelton Laurel Massacre, Rebels murder Unionists, Madison Co., NC-- 13  
 217. 1863 -- Jan 29, US Army massacre Shoshone, camp on Bear River, Utah Terr., ID--250-493  
 218. 1863 -- Apr 11, Chilula massacre by Hoopa/Chilulas ~Stone Lagoon, Humboldt Co., CA~30  
 219. 1863 -- Apr 19, Keysville massacre, US Army attacks Natives, near Keysville, CA -- 35  
 220. 1863 -- early spring-July, Dakota attack against settlers and military run-ins, MN<sup>2648</sup>-- ~30  
 221. 1863 -- July 13-17, Anti-Draft and Racial Riots, New York City, NY --105~120  
 222. 1863 -- Aug 4, massacre, Confederates kill captured Union black soldiers, Jackson, LA--23  
 223. 1863 -- Aug 21, atrocity/War Crime, Quantrell's Raiders, Lawrence, KS -- 191  
 224. 1863 -- Sep 3, massacre, Army attacks Dakota/Lakota Sioux, Whitestone Hill ND-150-300  
 225. 1863 -- Sep 4-18, Nome Cult Trail of Tears, Concow Maidu, Chico to Round Valley, CA~32
226. 1864 -- Feb 20, atrocity, Confederates kill wounded black US soldiers, Olustee, FL --25-75  
 227. 1864 -- Apr 12/13, Massacre, Confederates kill captives, esp. Black, Fort Pillow, TN--~300  
 228. 1864 -- Apr 18, Rebels & Choctaws kill wounded/captured blacks, Poison Spring, AR- >10  
 229. 1864 -- Apr 20-22, Rebels kill black soldiers, runaway slaves, others, Plymouth, NC-300-400  
 230. 1864--Apr 25, Rebels murder runaway slaves with Union force, Marks' Mills, AR-100-150  
 231. 1864 -- Apr 30, Captured and/or wounded soldiers killed, Battle of Jenkins' Ferry, AR->20  
 232. 1864 -- Jun 10, Confederates kill captured black soldiers, Battle of Brice's Cross Roads, MS-->20  
 233. 1864 -- July 28-29, US Army attacks Dakota Sioux, Killdeer Mountain, ND Territory--~100  
 234. 1864 -- July 30, Rebels kill wounded/surrendered/trapped black soldiers, Petersburg, VA--~500

<sup>2646</sup> The range is meant to distinguish between execution of nine captured wounded and 19 others killed in the attack.

<sup>2647</sup> See Aug 17-Sep, 1872 entry above noting the deaths of 300-650 MN white settlers in the "uprising."

<sup>2648</sup> Only some of the fatalities were due to a massacre – the Dustin family massacre while on the road, with four killed, was the most widely reported at the time.

- 235. 1864 -- Aug 19, Rebels kill Fifth MI Cavalry soldiers after surrender ~Berryville, VA--≥10
- 236. 1864 -- Sep, General massacre of Yana Natives, Northern CA -->335-500
- 237. 1864 -- Sep 16, Rebel Indian/Texan force murder black Union soldiers, Flat Rock, OK-<40
- 238. 1864 -- Sep 27, train robbery/murders, Bill Anderson/Jesse James, Centralia MO<sup>2649</sup>--22-27
- 239. 1864 -- Oct 03, Confederates murder wounded Union soldiers, Saltville, VA --24-70
- 240. 1864 -- Nov 29, Sand Creek Massacre of Cheyenne/Arapaho near Fort Lyon, CO--130-150

**VIOLENCE** – **Master Set** – **Deadliest American** – **CHRONOLOGICAL** (continued):

- 241. 1865-Jan 25, Guerrillas kill black Union soldiers herding cattle ~Simpsonville, KY<sup>2650</sup>19-28
- 242. 1865 -- Aug 16, Workman/Three Knolls massacre, Whites kill Yanas, Mill Creek, CA~40
  
- 243. 1866 -- May 1-3, Racial riots, Irish police lead riots against blacks, Memphis, TN<sup>2651</sup>-46-48
- 244. 1866 -- May 19-21, Massacres of Chinese Miners by Natives, Battle Creek vic., OR 50-150
- 245. 1866 -- July 30, Racial/Political “Riots”, Blacks seeking rights, New Orleans, LA --38-48
  
- 246. 1867 -- Apr 18, Labor Riot, Silver Bend Mining Co., Belmont, NV -- 20
- 247. 1868 -- July 15 time-frame, White vs. Black Conflict, Millican, Brazos Co., TX -- 6-15
- 248. 1868 -- Aug ~14-16, Cheyenne Raids on Settlers in and around Asher Creek, KS -- ~12
- 249. 1868 -- Sep 28, Opelousas Massacre begins (racial/political), St. Landry Parish, LA--150-300
- 250. 1868 -- Nov 27, “Battle” of the Washita, Custer attacks Cheyenne village, OK -- 103
  
- 251. 1869 -- May 9, skirmish, settlers vs Natives on ~Musselshell River mouth, Montana Terr.--~35
  
- 252. 1870 -- Jan 23, Baker Massacre/2<sup>nd</sup> Cav. of Piegan camp, Marias River, MT Terr.--173-217
  
- 253. 1871 -- Cowboys (4) Massacre Yahi women/children, Kingsley Cave, Tehama Co., CA~30
- 254. 1871 -- Mar 6-7 approximately, Racial Violence, Meridian, MS --25-30
- 255. 1871 -- Apr 30, massacre of Apache, Camp Grant Arivaipa, Arizona Territory --125-150
- 256. 1871 -- July 12, Boyne Day Parade and Religious “Orange Riot,” NYC -- < 60
- 257. 1871 -- Oct 24, Racial Violence and Massacre, Chinatown, Los Angeles, CA -- 21
- 258. 1871 -- Nov 5, Violence-Trampling, African Baptist Meeting-house, Louisville KY -- 11
  
- 259. 1872 -- Apr 15, Shoot-out, U.S. Marshals & Cherokee, Indian Court House, OK -- 11
- 260. 1872 -- Nov 29-30 Modoc “Hooker Jim” band kills white males, SE Tule Lake, CA --14-18
  
- 261. 1873 -- Apr 13, Racial and Political Violence, Colfax, Louisiana --67-105
- 262. 1873 -- Aug 5, Dakota/Sioux war party attack Pawnee camp, Massacre Canyon, NE-- ~70
- 263. 1873 -- Nov 7 -8, Spanish execute captured gunman *Virginus* crew, Santiago de Cuba--53
  
- 264. 1874 -- Apr 30-May 9 “Brooks-Baxter (contending Govs.) War” Little Rock AR -- >200

---

<sup>2649</sup> Cross-listed in Violence-Civil War Atrocities/War Crimes and in Violence-Mass Murder. “Several” or “some” of the fatalities, which we translate as “3” were Centralia residents, not train passengers. The range for train killed generally runs from 22-25, mostly unarmed Union soldiers.

<sup>2650</sup> A KY road marker titles this a massacre, as do several sources (and a slaughter), but not without controversy.

<sup>2651</sup> Forty-six blacks killed by police and rioters; 2 whites killed by friendly-fire.

265. 1874 -- Aug 30, Racial/Political Coushatta Massacre, Coushatta to Shreveport, LA--10-≥26  
 266. 1874 -- Sep 14, White League vs. Republican Race/Politics Battle, New Orleans LA-27-38  
 267. 1874 -- Dec 07, Violence-Massacre, Whites attack Blacks, Vicksburg, MS -- 50

**VIOLENCE** – **Master Set** – **Deadliest American** – **CHRONOLOGICAL** (continued):

268. 1875 -- Sep 4-6, racial/pol. violence, whites attack blacks, Clinton, Hinds Co., MS --37-57
269. 1876 -- June 17, Battle of Rosebud Creek, USA/Crow/Shoshoni vs Lakota/Cheyenne, Big Horn Co., MT--29-77  
 270. 1876 -- June 25, Battle of the Little Bighorn ~Little Bighorn Riv., SE MT Territory--315-~363  
 1876 -- July 08, whites attack blacks (inc. Co. A 9<sup>th</sup> Regiment SCNG) Hamburg, SC-- 7  
 271. 1876 -- Sep 15-21, racial violence, esp. ~Ellenton, Aiken & Barnwell Co's. SC --25-100  
 272. 1876 -- Oct 30, fire scare/trampling, Chinese Royal Theatre, Jackson St. SF, CA --19-20  
 273. 1876 -- Dec 05, fire, trampling, suffocation, Conway Theater, Brooklyn, NY<sup>2652</sup> --284-300
274. 1877 -- June 13-15, Nez Perce young men with grievances kill settlers, so. Tolo Lake area, ID --16-18  
 275. 1877 -- June 17, battle, Nez Perce vs. 2 companies 1<sup>st</sup> Cavalry, White Bird Canyon, ID--US 34  
 276. 1877 -- July 3, Cottonwood Battle, US Army chasing retreating Nez Perce, Cottonwood, ID--13  
 277. 1877 -- July 10, Chief Joseph's Nez Perce massacre Chinese, Clearwater River, ID --30-31  
 278. 1877 -- July 11-12, Battle of the Clearwater, US Army attacks Nez Perce, Idaho Co., ID-- 21  
 279. 1877 -- July 17-27, Great Railroad Strike, workers vs. police/military, esp. WV/MD/IL/PA/NY/OH--100-137  
 280. 1877 -- Aug 9-10, Battle of the Big Hole, US Army attacks Nez Perce, Beaverhead Co. MT--91-121  
 281. 1877 -- Sep 30-Oct 5, Battle of Bear Paw, US Army attack fleeing Nez Perce, NW MT-- 53
282. 1878 -- Sep 30, Cheyenne attack/raid settlers, Sappa Creek area SW of Oberlin, KS -- ≥28
283. 1879 -- Jan 9, Army soldiers kill No. Cheyenne escaping Camp Robinson, NW NE --27-30  
 284. 1879 -- Sep 29, Meeker Massacre by Utes, White River, Northwestern CO -- 12  
 285. 1879 -- Oct 11-19, Apache massacre settlers, CO and NM --21-40
286. 1882 -- June, slave insurrection conspiracy charge, executions, Charleston, SC -- 35
287. 1883 -- May 30, crushing/trampling, Brooklyn Bridge, NY, NY -- 12  
 288. 1883 -- Aug 12, massacre, Santa Fe Railroad surveyors attacked by Apache -- 13
289. 1884 -- Mar 28-30, Hamilton County Courthouse rioting, Cincinnati, OH --45-56  
 290. 1884 -- June 04, infant bodies found, Nivison Home for Infants, Hammonton, NJ -- 21  
 291. 1884 -- Nov 01, political riot, Loreauville, Iberia Parish, LA -- ≥18  
 292. 1884 -- Nov 13, sabotage, Houston & TX Central Train derails, ~Hempstead, TX<sup>2653</sup>--9-12
293. 1885 -- Feb 12, arson fire, Dept. for Insane, Blockley Almshouse, Philly, PA<sup>2654</sup> --19-20  
 294. 1885 -- Sep 02, labor/racial violence/massacre, Chinese miners, Rock Springs WY<sup>2655</sup>-- 28

<sup>2652</sup> Cross-listed in Fire-Structural

<sup>2653</sup> Cross-listed in Violence subsets Mass Murder and Sabotage.

<sup>2654</sup> Cross-listed in Fire-Structural and in Violence subset of Mass Murder.

<sup>2655</sup> Cross-listed under Violence-Racial.

**VIOLENCE** – **Master Set** – **Deadliest American** – **CHRONOLOGICAL** (continued):

295. 1886 -- Mar 17, racial hate crime, Carrollton Massacre, Carrollton, MS -- 13  
296. 1886 -- May 03-04, labor Haymarket Affair/bombing/riot/massacre, Chicago, IL -- 11  
1886 -- May 05, strikers & bystanders shot by Wisc. militia, Bay View, Milwaukee, WI-- 7
297. 1887 -- May 25, Chinese gold miners slain by thieves, Massacre Cove, Wallowa Co., OR-- 31-34  
298. 1887 -- Nov 23-25, violence, racial/labor, striking sugarcane workers, Thibodaux, LA<sup>2656</sup>--30->50
299. 1888 -- Aug 16, racial violence, White Regulators attack Blacks, Freetown, LA --10-21  
300. 1888 -- Dec 08, Hawes lynch mob fired on, Jefferson Co. Jail, Birmingham, AL --10-15
301. 1889 -- Dec 10, fire scare, trampling, Parke Theater/Opera House, Johnstown, PA -- 12  
302. 1889 -- Dec 25, racial violence, Jesup, GA --6~10
303. 1890 -- massacre, Natives attacked by U.S. 7<sup>th</sup> Cavalry, Wounded Knee, SD -- 350  
304. 1891 -- Apr 02, violence, deputies kill strikers, Morewood Mine, Morewood, PA -- 11  
305. 1891 -- Mar 14, racial violence, mob kills Italian prisoners, New Orleans LA -- 11  
306. 1892 -- July 06, violence, strikers & Pinkertons, Carnegie Steel, Homestead, PA -- 11  
307. 1895 -- Dec 27, fire panic, Trampling, Front St. Theater, Baltimore, MD -- 27  
308. 1897 -- Sep 10, Lattimer Massacre, deputies shoot striking miners, Lattimer, PA -- 19  
309. 1898 -- Oct 12, labor violence, coal miners and mine guards shootout, Virden, IL --12-13  
310. 1898 -- Nov 10, racial and political (local coup d'état) violence, Wilmington, NC --22-26
311. 1900 -- Mar 12, arson fire (charged), Italian tenement building, Newark, NJ<sup>2657</sup> -- 16  
312. 1900 -- July 03, arson fire (alleged), tenement, Adams & First Sts., Hoboken NJ<sup>2658</sup> --13-14  
313. 1900 -- Jul 24-27, Anti-black riots (re. Robert Charles shootings), New Orleans, LA<sup>2659</sup>~12  
314. 1901 -- July 04, strike riot, dynamite explosion, Smuggler Mine, Telluride, CO -- 15  
315. 1901 -- Oct 27, Race Riot, Balltown, Washington Parish, LA -- 9-18  
316. 1902 -- Apr 30, False-alarm fire panic, Harburger, Homan Cigar Factory, Philly, PA-- 8-10  
317. 1902 -- Sep 20, Panic/Stampede, Shiloh Baptist Church Birmingham, AL -- 115  
318. 1903 -- Dec 30, Trampling, Suffocation, Iroquois Theater Fire, Chicago, IL<sup>2660</sup> -- 602  
319. 1904 -- Mar 23-24, Racial Violence Against Blacks, St. Charles, AR -- 13  
320. 1904 -- Jun 06-8, Labor viol., bombing/shooting, Cripple Creek, Teller County, CO -- 21  
321. 1905 -- Feb 27, Floor Collapse, Fire Scare/Trampling, Church Serv., Brooklyn NY<sup>2661</sup>-- 11  
322. 1905 -- Apr 06-Jul 19, Labor Violence, Teamsters' Strike and Riots, Chicago, IL -- 21  
323. 1905 -- Jun 21, Sabotage, Train Derails, Twentieth Century Ltd., Mentor OH<sup>2662</sup> --19-21  
324. 1906 -- Jan 21, Fire, Trampling, St. Paul's Baptist Church, Philadelphia, PA -- 18  
325. 1906 -- Sep 22-26, Race Rioting, Atlanta, GA --25-40

<sup>2656</sup> There were unconfirmed reports of up to 300 fatalities.

<sup>2657</sup> Cross-listed in Fire-Structural and in Violence subset-Arson, Manslaughter/Homicide.

<sup>2658</sup> Cross-listed in Fire-Structural.

<sup>2659</sup> This is an estimate of blacks killed by mobs, and does not include the 7 Robert Charles-related deaths, nor his.

<sup>2660</sup> Cross-listed in Fire-Structural

<sup>2661</sup> Cross-listed under Structural Failures

<sup>2662</sup> Cross-listed in Rail and in Violence subsection Mass Murder.



326. 1908 -- Jan 13, Fire and Trampling, Rhoads Opera House, Boyertown, PA<sup>2663</sup> --169-175  
 327. 1908 -- Mar 04, Fire/Trampling/Suffocation, Lakeview Sch., Collinwood, OH<sup>2664</sup>--172-178  
 328. 1908 -- Aug 14-15, Springfield Race Riot; whites attack blacks, Springfield, IL --10->12

**VIOLENCE** – **Master Set** – **Deadliest American** – **CHRONOLOGICAL** (continued):

329. 1910 -- July 3-5, race riots & violence, result of Jack Johnson defeat of Jim Jeffries --18-24  
 330. 1910 -- July 29-30, Racial Rioting, Whites attack Blacks, Slocum, TX and vicinity --18-28  
 331. 1910 -- Oct 01, Labor Violence, Trade Unionist bombing, LA Times, Los Angeles, CA--21  
  
 332. 1911 -- Mar 9-15, Violence, Race Strike, Queen & Crescent Rail, KY, TN -- 20  
 333. 1911 -- Aug 26, Trampling/Suffocation, Opera House, Canonsburg, PA -- 26  
  
 1912 -- June 10, Family and two girls Murdered in Sleep with Axe, Villisca, IA -- 8  
  
 334. 1913 -- Feb 10, labor violence, miners/guards clash, ~Mucklow, Kanawha County WV--16  
 335. 1913 -- Sep 28, Mass Murder Shooting Spree, Lynching, Harriston, MS --11-12  
 336. 1913 -- Dec 24, Crushing/Trampling Italian Hall Disaster, Calumet, MI --73-75  
  
 337. 1914 -- Apr 20, Ludlow Massacre, Gov. Force, (CO NG attacks mine strikers)<sup>2665</sup> --18-25  
 338. 1914 -- Sep 18, sabotage leads to train derailment, Livingston, AL -- 10  
  
 1915 -- Mar 06, Monroe Phillips shooting rampage (kills 6, is shot) Brunswick, GA -- 7  
 339. 1915 -- Oct 28, Fire, Trampling, St. John's Parochial School, Peabody, MA<sup>2666</sup> -- 21  
  
 340. 1916 -- Jan 10, mass murder, Americans on train 50M W. Chihuahua City, MX --16-17  
 341. 1916 -- Mar 09, Pancho Villa Attacks Columbus, NM -- 18  
 1916 -- March 5-6, Daniel Okane kills family (7) and commits suicide, Lawton, OK-- 8  
 342. 1916 -- July 22, mass murder, Preparedness Day Parade Bombing, San Fran. CA -- 10  
 1916 -- Nov 5, labor violence, IWW workers/local law enforcement, Everett, WA<sup>2667</sup>-- 7  
 343. 1916 -- mass killing, Archer Home for Elderly, Winsor, New Haven County, CT -- 10  
  
 344. 1917 -- July 1-3, especially July 2, East St. Louis anti-black race riots, IL --48-200  
 345. 1917 -- Aug 23, 24<sup>th</sup> Infantry (Black)/Camp Logan Mutiny/Racial Riot, Houston, TX -- 20  
 346. 1917 -- Nov 24, Bomb Explosion, Central Police Station, Milwaukee, WI -- 10  
  
 347. 1918 -- Oct 04, Attack, Steamer *San Sabo* hits mine, 15 mi. SW of Barnegat, NJ<sup>2668</sup> -- 30  
  
 1919 -- July 19-23, Race Riots, Washington, DC -- 6  
 348. 1919 -- July 27-31 (dates of major rioting and deaths), Race Riots, Chicago, IL -- 38

<sup>2663</sup> Cross-listed in Fire-Structural

<sup>2664</sup> Cross-listed in Fire-Structural

<sup>2665</sup> Cross-listed under Violence Subsets – Governmental Use of Force and in Labor-Related.

<sup>2666</sup> Cross-listed in Fire-Structural and in Violence subset of Crushing, Trampling, Suffocation. Most of the girls died at the door block.

<sup>2667</sup> Cross-listed in Violence subsets Governmental Use of Force and Labor-Related.

<sup>2668</sup> Cross-listed in Maritime.

- 1919 -- Sep 9-11, Boston Police Strike, Martial Law, U.S. Cavalry Charge, MA -- 5-9  
 349. 1919 -- Sep 30-Oct 2, Racial Violence, Hoop Spur, Elaine vic., Phillips Co., AR --100-200  
 1919 -- Nov 11, Violence, Armistice Day Parade, Amer. Legion/IWW, Centralia, WA-- 6  
 350. 1919 -- Nov 22, Stove Explos./Fire/Crushing, Dance Hall/Store, Ville Platte LA<sup>2669</sup> --25-28

**VIOLENCE** – **Master Set** – **Deadliest American** – **CHRONOLOGICAL** (continued):

351. 1920 -- May 19, Matewan Massacre, coal miners/owners conflict, Mingo Co., WV --10-11  
 352. 1920 -- Sep 16, Anarchist Bombing Mass Murder, Wall St. Terrorist Attack, NY<sup>2670</sup>--30-38
353. 1921 -- May 12-15, Battle of the Tug, coal mine labor conflict, Mingo County, WV -- 6-20  
 354. 1921 -- May 31-Jun 1, Race Riot, whites attack blacks, Greenwood area, Tulsa OK<sup>2671</sup>-39-100  
 355. 1921 -- June 25/26, Mass Murder/home then burned, Hamilton/Drew families, ~Mayfield, KY-11  
 356. 1921 -- Aug 27-Sep 3, Battle of Blair Mt., Miners vs. Operators, Logan Co., WV --16->50
357. 1922 -- Jun 21-22, Union miners murder non-union men and Guards ~Herrin, IL<sup>2672</sup>-- 23  
 358. 1922 -- July 17, striking miners attack Saledka Mine, Sheriffs men, Cliftonville, WV--9-21
- 1923 -- Jan 1-7, Rosewood rioting, whites attack blacks, Rosewood, Levy Co., FL -- ≥8
359. 1924 -- Sep 9, Labor Violence, Filipino Strikers/Sheriffs Clash, Hanapepe, Kauai, HI-- 20
360. 1927 -- May 18, Dynamite Bombing, Bath Township Consolidated School, MI<sup>2673</sup> -- 46  
 1927 -- Nov 21, Colorado Rangers shoot striking miners, Columbine Mine, Serene, CO-- 6
- 1929 -- Feb 14, St. Valentine's Day Massacre, Capone gang vs. Moran gang, Chicago IL- 7  
 361. 1929 -- Oct 3-4 CO State Penitentiary uprising (8 guards, 5 convicts die), Canon City, CO-- 13  
 1929 -- Dec 11, prison riot, eight convicts and head keeper killed, Auburn Prison, NY<sup>2674</sup>- 9  
 1929 -- Dec 25, C.D. Lawson kills wife, six children, suicide, Walnut Cove, NC -- 8

<sup>2669</sup> Cross-listed in Explosions and in Fires/Structural – about half the fatalities were due to crushing.

<sup>2670</sup> Cross-listed in Violence-Bombing, violence Mass Murder and in Violence-Terrorism.

<sup>2671</sup> A death toll chapter (Clyde Snow) in the report of the 2001 Oklahoma Commission to Study the Tulsa Race Riot of 1921, notes documented death toll of 39. We have long footnote in our document on this event (in Spreadsheet) which explains why we choose 100 as high-end of our range. Most accounts today report death toll of up to 300, if not more. 300 number derives from 1921 Red Cross report noting it was one estimate heard, while another was 55, and that the actual number was unknown. 300 is a guesstimate of the time not based on documentation or counting.

<sup>2672</sup> Two striking union-miners were killed by mine guards June 21 when attacked by large group of striking miners; one other died of his wounds on July 13. 19-20 non-union miners and mine guards were murdered June 22 by union miners. (The coroner's records turned over to the grand jury indicated 20 nonunion men, while the records of the undertakers who buried them indicated 19 burials.) On Oct. 2 Ignus Kubins, a hospitalized nonunion miner died of his wounds. Thus, there were 23 certain fatalities, and possibly more. There were reports of missing men, of men tossed into a pond or drowned in a river while attempting to escape, and of men burned and consumed in the burning of railroad cars at the strip mine, thus the possibility exists of one or more additional deaths.

<sup>2673</sup> Kehoe's bombs initially killed 37 elementary school children and 2 teachers. He murdered his wife. Detonated car bomb killing himself, school superintendent, village postmaster, postmaster's father-in-law. On August 22, 1927, student Beatrice Gibbs dies of injuries, and about one-year later 2<sup>nd</sup> grader Richard Fritz died of "lingering injuries." Cross-listed in Violence subsets of Bombings and School Shootings/Bombings.

<sup>2674</sup> Three other convicts were later executed at Sing Sing Prison, NY for their role in the violence.

362. 1932 -- June 07, explos./Arson/Mass Murder, Ellington Apartments, Cleveland, OH<sup>2675</sup>--13  
 1932 -- Nov 24, Julian Marcelino rampage with knives, Seattle, WA -- 6

**VIOLENCE** – **Master Set** – **Deadliest American** – **CHRONOLOGICAL** (continued):

- 1933 -- June 17, shooting murder of four law officers plus prisoner, Kansas City, MO-- 5
363. 1935 -- Sep 29, arson fire, tenement, Chicago, IL<sup>2676</sup> -- 10
364. 1937 -- Mar 21, Ponce massacre, police fire on marchers, Ponce, Puerto Rico -- 19
365. 1937 -- May 30, unarmed striking steel workers shot by police, Chicago, IL<sup>2677</sup> -- 10
366. 1939 -- Aug 12, train derails via sabotage, South Pacific Railroad Carlin, NV<sup>2678</sup> -- 24
367. 1940 -- Apr 23, Rhythm Night Club fire/suffocation/trampling, Natchez, MS -- 209
368. 1941 -- Oct 17, attack. USS *Kearny* torpedoed by German submarine, off Iceland<sup>2679</sup>-- 11
369. 1941 -- Oct 31, attack, USS *Reuben James* sunk by German sub, near Iceland<sup>2680</sup> -- 115
370. 1941 -- Dec 07, attack by Japanese on Pearl Harbor, HI --2,402
371. 1942 -- Nov 28, fire/trampling/suffocation, Cocanut Grove Nightclub, Boston, MA-- 498
372. 1943 -- June 20-22, Detroit racial rioting, MI -- 34
373. 1944 -- Mar 28, arson fire, New Amsterdam Hotel, San Francisco, CA<sup>2681</sup> -- 22
374. 1945 -- May 05, attack, civ. US steamer *Black Point* torpedoed off Point Judith, RI<sup>2682</sup>-- 12  
 1945 -- July 08, U.S. Army guard machine-guns sleeping German POWs, Salina, UT-- 9
375. 1947 -- Dec 25, gas thrown on fire/explos., Washoe tribe gambling shack, Dresslerville, NV<sup>2683</sup> 15
376. 1949 -- Sep 06, Howard Barton Unruh rampage mass shooting, Camden, NJ<sup>2684</sup> -- 13
377. 1950 -- Apr 08, USN Privateer patrol bomber shot down by USSR, Baltic Area<sup>2685</sup> -- 10
378. 1950 -- Oct 29-Nov 6,<sup>2686</sup> Independence uprisings multiple locations, Puerto Rico -- ~33
379. 1950 -- Nov 1, Puerto Rican Nationalists try to assassinate President Truman, Blair House, DC- 2
380. 1951 -- Nov 06, USN P2V-3W Neptune shot down by Soviet planes, Sea of Japan --all 10
381. 1952 -- Jun 13, USAF RB-29 intel plane out of Yokota Air Base, Japan, shot down, Sea of Japan--12
382. 1953 -- July 29, Yokota Air Base, Japan, USAF RB-50, shot down, Sea of Japan<sup>2687</sup>-- 16  
 1954 -- Mar 01, Puerto Rican nationalists shoot 5, floor of US House of Representatives--0
383. 1955 -- Nov 01, United 629 blown-up (relative of passenger bomb), Longmont, CO -- 44
384. 1956 -- Aug 22, US Navy P4M-1Q from Iwakuni NAS, Japan, shot down 32M off Wenchow, China--16

<sup>2675</sup> Cross-listed in Fire-Structural and in Violence subset of Mass Murder.

<sup>2676</sup> Cross-listed in Fire-Structural and in Violence subset of Mass Murder.

<sup>2677</sup> Cross-listed in Violence sub-sections Governmental Use of Force and Labor-Related.

<sup>2678</sup> Cross-listed in Rail.

<sup>2679</sup> Cross-listed in Maritime. This was before Pearl Harbor and U.S. declarations of war.

<sup>2680</sup> Cross-listed in Maritime. This was before Pearl Harbor and U.S. declarations of war -- part of Neutrality Patrol.

<sup>2681</sup> Cross-listed in Violence subset Arson.

<sup>2682</sup> Cross-listed in Maritime.

<sup>2683</sup> Cross-listed in Explosions and in Fire (gas can deliberately thrown into fire from kicked-over stove).

<sup>2684</sup> Cross-listed in Violence subsets of Mass Murder and Shooting Sprees.

<sup>2685</sup> Cross-listed in Aviation.

<sup>2686</sup> Most of the fighting was over by Nov 1, but did not conclude entirely until Nov 6.

<sup>2687</sup> Cross-listed in Aviation.

385. 1958 -- Jan 21-29, Starkweather shooting spree, 9 in Nebraska, 1 in Wyoming -- 10  
 386. 1958 -- Sep 2, USAF C130A Hercules shot-down over Sasnashen, Armenia, USSR<sup>2688</sup>-- 17  
 387. 1959 -- Nov 16, Mass Mur., National Airlines 967 Brought Down, Gulf of Mex<sup>2689</sup> -- 42  
 388. 1959 -- Nov 16, National Air Flight 967 crashes, suspected sabotage, Gulf of Mex.<sup>2690</sup>-- 42

**VIOLENCE** – **Master Set** – **Deadliest American** – **CHRONOLOGICAL** (continued):

389. 1960 -- Jan 06, mass murder, National Air Flight 2511 blown-up, Bolivia, NC<sup>2691</sup> -- 34  
 390. 1962 -- May 22, Mass Murder, Cont. Flight 11 Blown-Up over Unionville, MO<sup>2692</sup> -- 45  
     1963 -- Sep 15, KKK members bomb 16<sup>th</sup> Street Baptist Church, Birmingham, AL -- 4  
 391. 1963 -- Nov 18, fire (arson?), Surfside Hotel (elderly home), Atlantic City, NJ<sup>2693</sup> -- 25  
 392. 1964 -- May 07, mass murder, pilot shot, Pacific Air 773 crashes, San Ramon, CA,<sup>2694</sup>-- 44  
 393. 1965 -- Aug 11-17, Watts race riots, Los Angeles, CA -- 34  
 394. 1965 -- Dec 11, arson fire/mass murder, Seeley Club (tavern), Chicago, IL<sup>2695</sup> -- 13  
     1966 -- July 14, Richard Speck mass murder of nurses, dorm room, Chicago, IL -- 8  
 395. 1966 -- Aug 01, Charles Whitman killing spree, Univ. TX-Austin Tower Sniper<sup>2696</sup> --16-17  
 396. 1966 -- Sep 12, Lane Hotel arson fire, Anchorage, AK (noted in Fire-Structural) -- 14  
     1967 -- Jan 06, suicide and homicide bomb explosion, Orbit Inn Motel, Las Vegas, NV-- 6  
 397. 1967 -- June 08, attack, USS *Liberty* by Israeli air and naval craft, near Sinai Penn. -- 34  
 398. 1967 -- July 12-17 (esp. 13<sup>th</sup>), police violence and racial rioting, Newark, NJ<sup>2697</sup> --23-26  
 399. 1967 -- July 23-26, Detroit racial riots and excessive use of Governmental force, MI-- 43  
 400. 1968 -- Feb 16, arson fire, Randolph Tavern, 107 W. Reed Street, Moberly, MO<sup>2698</sup> -- 12  
 401. 1968 -- Apr 01, attack, Navy P3B coastal surveillance downed, Gulf of Thailand<sup>2699</sup>-- 12  
 402. 1968 -- Apr 04-11, Martin Luther King Jr. assassination rioting, esp. Chicago, DC --42-46  
 403. 1969 -- Apr 14, attack, Navy EC-121M shot down by North Korea, Sea of Japan<sup>2700</sup>-- 31  
 404. 1969 -- June 8, arson (patricide), Bailey family home fire, Parkersburg, WV<sup>2701</sup> -- 12  
  
 405. 1970 -- Mar 20, Ozark Hotel (“flophouse”), arson fire, Seattle, WA<sup>2702</sup> -- 20  
     1970 -- May 04, Kent State demonstration and Ohio National Guard shootings, OH -- 4  
 406. 1970 -- Dec 20, mass murder, arson fire, Pioneer International Hotel Tucson, AZ<sup>2703</sup>-- 29

<sup>2688</sup> Cross-listed in Aviation.

<sup>2689</sup> Cross-listed in Aviation.

<sup>2690</sup> Cross-listed in Aviation. Presumed explosion thought to be for collection of insurance.

<sup>2691</sup> Cross-listed in Aviation.

<sup>2692</sup> Cross-listed in Aviation.

<sup>2693</sup> Ex-mental patient and arsonist arrested and “confessed,” but was not indicted. Cross-listed in Fire, Structural.

<sup>2694</sup> Cross-listed in Aviation.

<sup>2695</sup> Cross-listed in Fire-Structural and in Violence subset-Arson, Manslaughter/Homicide.

<sup>2696</sup> Whitman killed his wife and mother in Austin and then 14 people at the University, prior to his being killed.

<sup>2697</sup> One death was a drug overdose. Have not been able to determine why this was attributed to the rioting. There were twenty-three shooting deaths, an allegedly riot-related heart attack, and a vehicular related death.

<sup>2698</sup> Cross-listed in Fire-Structural and in Violence subset-Arson, Manslaughter/Homicide.

<sup>2699</sup> Cross-listed in Aviation.

<sup>2700</sup> Cross-listed in Aviation.

<sup>2701</sup> Cross-listed in Fire-Structural and in Violence subset Arson, Manslaughter/Homicide.

<sup>2702</sup> Cross-listed in Fire-Structural and in Violence subset Arson, Manslaughter/Homicide.

<sup>2703</sup> Cross-listed in Fire-Structural and in Violence subset Arson, Manslaughter/Homicide.

407. 1971 -- Feb 25-May 21, Juan Corona migrant farm worker killings, ~Yuba City, CA-- 25  
 1971 -- June 14, "dope den" "execution style" shootings, motel room, Detroit, MI -- 8  
 408. 1971 -- Sep 09-13, Attica Prison riot/ government re-taking of prison, Attica, NY -- 39

**VIOLENCE – Master Set – Deadliest American – CHRONOLOGICAL (continued):**

409. 1973 -- Jan 29, arson fire, Street's Sheltered Care Rest Home, Pleasantville, NJ<sup>2704</sup> -- 10  
 410. 1973 -- June 24, arson fire, gay UpStairs Cocktail Lounge, New Orleans, LA<sup>2705</sup> -- 32  
 411. 1974 -- Jan 15-Jan 19, 1991-- D. Rader serial murders, Wichita area, Sedgwick Co., KS-- 10  
 412. 1974 -- June 30, fire of incendiary origin, Gulliver's Discotheque, Port Chester, NY -- 24  
 1974 -- Aug 06, Los Angeles Int. Airport bomb, near Pan Am overseas check-in, CA-- 3  
 413. 1974 -- Sep 08, TWA Flight 841 Tel Aviv to NYC, terrorist bomb, Ionian Sea --US 20 of 88  
 414. 1975 -- Mar 30, mass murder, James Ruppert shoots relatives, Hamilton, OH -- 11  
 415. 1975 -- May 13-14, US freighter *Mayaguez* rescue mission, Koh Tang Island, Cambodia--41  
     May 13, USAF helicopter crash, *Mayaguez* support mission, Thailand --23  
     May 14, USAF helicopter crash (*Knife 21*), Koh Tang Island, Cambodia -- 1  
     May 14, USAF helicopter crash (*Knife 31*), Koh Tang Island, Cambodia --13  
     May 14, USAF Marine killed in combat with Khmer Rouge, Koh Tang -- 1  
     May, captured Marines inadvertently left behind, executed, Cambodia -- 3  
 416. 1975 -- July 07, arson fire, Pomona Hotel, Portland, OR<sup>2706</sup> --11-12  
 417. 1975 -- Dec 29, LaGuardia Airport bomb explosion, TWA baggage area, Brooklyn, NY-- 11  
 418. 1976 -- Jan 30, arson fire, Wincrest Nursing Home, Chicago, IL<sup>2707</sup> -- 24  
 1976 -- Mar 02, suicidal dynamite explosion, Mason County Jail, Point Pleasant, WV-- 5  
 1976 -- June 30, youth prisoners start fire, McDowell County Prison, Marion, NC -- 9  
 419. 1976 -- Oct 24, arson fire, Puerto Rican Social Club, Bronx, NY -- 25  
 420. 1977 -- June 26, arson Fire, Maury County Jail, Columbia, TN<sup>2708</sup> -- 42  
 1977 -- Aug 03, terrorism, Puerto Rican F.A.L.N bombings/2 bldgs., Manhattan, NY-- 1  
 421. 1978 -- June 22, drifters kill family of 3; 6 steakhouse workers/July 16, Purcell & OK City, OK- 9  
 422. 1978 -- Nov 05, arson fire, Allen Motor Inn, Honesdale, Wayne County, PA<sup>2709</sup> -- 12  
 423. 1978 -- Nov 18, Jonestown Massacre, Peoples Temple mass suicide-murder, Guyana<sup>2710</sup>-918  
 424. 1978 -- Nov 26, fire (probable arson), Holiday Inn Northwest, Ridge Rd., Greece, NY-- 10  
 1978-1995 -- Unabomber bombs, terrorism -- 3  
 425. 1979 -- Jan 20, arson fire, tenement, Clinton Street, Hoboken, NJ<sup>2711</sup> -- 21  
 426. 1979 -- July 31, arson fire (smoke inhalation deaths), Holiday Inn, Cambridge, OH<sup>2712</sup>-- 10  
 427. 1979 -- Dec 03, WHO concert crushing/trampling, Riverfront Colism., Cincinnati OH-- 11  
 428. 1980 -- Feb 02-03, NM State Penitentiary uprising/inmate killings, ~Santa Fe, NM -- ≥33

<sup>2704</sup> Cross-listed in Fire-Structural and in Violence subset-Arson, Manslaughter/Homicide.

<sup>2705</sup> Cross-listed in Fire-Structural and in Violence subset Arson, Manslaughter/Homicide.

<sup>2706</sup> Cross-listed in Fire-Structural and in Violence subset Arson, Manslaughter/Homicide.

<sup>2707</sup> Cross-listed in Fire-Structural.

<sup>2708</sup> Cross-listed in Fire-Structural and in Violence subset of Arson.

<sup>2709</sup> Cross-listed in Fire-Structural and in Violence subset Arson, Manslaughter/Homicide.

<sup>2710</sup> Northeast South America, with Venezuela to the west, Brazil to the south and southwest and Suriname to the east. All were from the U.S. except for a number of adopted Guyana children.

<sup>2711</sup> Cross-listed in Fire-Structural and in Violence subset of Arson-Manslaughter/Homicide.

<sup>2712</sup> Cross-listed in Fire-Structural and in Violence subset Arson, Manslaughter/Homicide.

429. 1980 -- May 17-18, racial riots after jury acquits police, black beating death, Miami FL--18  
 430. 1980 -- July 5-6, smugglers abandon immigrants, dehydration, Organ Pipe Cactus Nat. Mon., AZ<sup>2713</sup>--13  
 1980 -- Sep 20, ex-wife & family killed by ex-husband's booby-trap bomb, Olathe, KS-- 6  
 431. 1980 -- Oct 28, arson fire, apartment building, Chicago, IL<sup>2714</sup> -- 10  
 432. 1980 -- Dec 04, fire, Conference Ctr. at Stouffer's Inn (possibly arson),<sup>2715</sup> Harrison, NY--26

**VIOLENCE** – **Master Set** – **Deadliest American** – **CHRONOLOGICAL** (continued):

433. 1981 -- Mar-Apr, hospital nurse kills elderly patients, Perris & Banning, CA -- 12  
 434. 1981 -- Oct 24, arson fire, apartment bldg., 12<sup>th</sup> and Washington, Hoboken, NJ<sup>2716</sup> -- 11  
  
 435. 1982 -- Apr 30, arson fire, Pinter (residential) Hotel, 14<sup>th</sup> Street, Hoboken, NJ<sup>2717</sup> -- 13  
 1982 -- July 02, wife, children, mother-in-law shot (5), suicide, Thompson falls MT-- 6  
 436. 1982 -- July 05, arson fire, apartment building, Waterbury, CT<sup>2718</sup> -- 14  
 1982 -- Aug 20, rampage shooting (8), mentally disturbed man (killed), Miami, FL<sup>2719</sup>-- 9  
 437. 1982 -- Sep 04, mass murder/arson, Dorothy Mae Apts./Hotel, Los Angeles, CA --24-25  
 438. 1982 -- Sep 25, George Banks family shooting spree, Jenkins Twp./Wilkes-Barre, PA-- 13  
  
 439. 1983 -- Feb 19, fatal shootings (13 of 14), Wah Mee Club, Seattle "Chinatown", WA-- 13  
 440. 1983 -- Apr 18, terrorism, US Embassy suicide bombing, Beirut, Lebanon --17 US of 63  
 441. 1983 -- Oct 23, terrorism, Marine Corps Barracks truck bomb, Beirut, Lebanon -- 241  
  
 442. 1984 -- Apr 15, mass murder, Christopher Thomas "Palm Sunday Massacre," NYC -- 10  
 443. 1984 -- May-Nov, Bobby Joe Long serial killings of women, Tampa Bay Area, FL -- ≥10  
 444. 1984 -- July 04, arson fire, Elliott Chambers Rooming Home, Beverly, MA<sup>2720</sup> -- 15  
 445. 1984 -- July 18, mass killing, James Oliver Huberty, McDonald's, San Ysidro, CA -- 21  
 446. 1984 -- Oct 18, arson fire, Alexander Hamilton residential Hotel, Paterson, NJ<sup>2721</sup> -- 15  
  
 447. 1985 -- May 13, gov. violence, police bomb MOVE group, row house fire, Philly PA<sup>2722</sup>-11  
  
 448. 1986 -- Aug 20, postal worker Pat Sherrill mass shooting, Post Office, Edmond, OK<sup>2723</sup>- 14  
 449. 1986 -- Dec 31, arson fire, Dupont Plaza Hotel, San Juan, Puerto Rico<sup>2724</sup> -- 97

<sup>2713</sup> Cross-listed in Violence in that smugglers deliberately abandoned these immigrants (men, women, children), after stealing their possessions (as well as an 18-month-old baby), and did not disclose that safety could be sought by going to a highway just three miles away.

<sup>2714</sup> Cross-listed in Fire-Structural and in Violence subset Arson, Manslaughter/Homicide.

<sup>2715</sup> A waiter was charged with arson and 26 counts of murder and found guilty by jury; presiding judge overturned the verdict citing insufficient evidence. This act was appealed but upheld by State Supreme Court.

<sup>2716</sup> Cross-listed in Fire-Structural and in Violence subset-Arson, Manslaughter/Homicide.

<sup>2717</sup> Cross-listed in Fire-Structural and in Violence subset-Arson, Manslaughter/Homicide.

<sup>2718</sup> Cross-listed in Fire-Structural.

<sup>2719</sup> Cross-listed in Violence subsets of Mass Murder and Mass Murder-Mass Shootings.

<sup>2720</sup> Cross-listed in Fire-Structural and in Violence subset Arson, Manslaughter/Homicide.

<sup>2721</sup> Cross-listed in Fire-structural. (originally a hotel, but had become a low-rent apartment building.)

<sup>2722</sup> Cross-listed in Fire-Structural and in Violence subset Arson, Manslaughter/Homicide.

<sup>2723</sup> Sherrill committed suicide by shooting himself before he could be arrested, bringing total death toll to 15. Cross-listed in Violence subsets of Mass Murder and Shooting Sprees.

<sup>2724</sup> Cross-listed in Fire-Structural and in Violence subsection of Mass Murder.

**VIOLENCE – Master Set – Deadliest American – CHRONOLOGICAL (continued):**

450. 1987 -- May 17, USS *Stark* hit by Iraqi Air Force Mirage missiles, Persian Gulf<sup>2725</sup> -- 37  
1987 -- July 11/12, man shoots wife, 2 children, parents, in-laws, self, Federal Way, WA--8
451. 1987 -- Dec 07, mass murder, Pac. SW Flight 1771 hijacked/crashed, Cayucos, CA<sup>2726</sup>-- 43
452. 1987 -- Dec 22, 26, 28, R. Gene Simmons killing spree, Dover & Russellville, AR -- 16
- 1988 -- Feb 16, Richard Wade Farley workplace shootings. ESL Inc., Sunnyvale, CA-- 7
453. 1988 -- Dec 21, Pan Am Flight 103 blown-up over Lockerbie, Scotland-<sup>2727</sup>-(189 U.S.) 270
- 1989 -- Jan 17, school shooting, Cleveland Elementary School, Stockton, CA<sup>2728</sup> -- 5-6  
1989 -- Sep 14, assault rifle workplace mass murder (8)/suicide, Louisville, KY -- 9
454. 1990 -- Mar 25, arson fire, Happy Land Social Club, Bronx, NY<sup>2729</sup> -- 87
455. 1990 -- June 17-18, violence/shootings, esp. GMAC (18<sup>th</sup>), Jacksonville, FL<sup>2730</sup> --11-12
456. 1991 -- Oct 16, violence, rampage shooting, Luby's Restaurant, Killeen, TX<sup>2731</sup> --23-24  
1991 -- Nov 01, Gang Lu killing spree, University of Iowa, Iowa City, IA --<sup>2732</sup>5-6
457. 1992 -- Apr 29-May 4, riots following Rodney King verdict, Los Angeles, CA --53-54  
1992 -- July 07, arson fire set by mother kills six of her children, Baltimore, MD<sup>2733</sup>-- 6  
1992 -- Aug 21-22, violence, gov. use of force, U.S. Marshals/FBI, Ruby Ridge, ID -- 3
- 1993 -- Feb 27, arson fire & mass murder, apartment building, Providence, RI<sup>2734</sup> -- 6
458. 1993 -- Feb 28, shootout, Large ATF force attempts to serve David Koresh, Waco, TX<sup>2735</sup>-- 10
459. 1993 -- April 19, FBI/ATF attack Branch Davidian compound/fire near Waco, TX -- 75
460. 1993 -- May 3, arson fire, apt./tenement bldg., Burlington Ave., Los Angeles, CA<sup>2736</sup>-- 10
461. 1995 -- Apr 19, terrorism, Alfred P. Murrah Fed. Bldg. bombing, Oklahoma City<sup>2737</sup>-- 168
- 1996 -- Feb 9, fired city worker shoots five former coworkers, self, Fort Lauderdale FL-- 5-6

---

<sup>2725</sup> Cross-listed in Maritime.

<sup>2726</sup> Cross-listed under Aviation.

<sup>2727</sup> Sub-listed in Terrorism and cross-listed in Aviation.

<sup>2728</sup> Five children, ages 6-9, before gunman killed himself. The question for some is does one count the murderer as a victim of this tragedy as well? The one person range in the sources reflect this question, with the exception of a source which incorrectly notes the death of one teacher (one teacher was injured.)

<sup>2729</sup> Cross-listed in Fire-Structural

<sup>2730</sup> James Edward Pough shot and killed two people on 17<sup>th</sup>. Next day he killed six at the GM scene, then himself. Three died later. Thus nine died as result of June 18 attack. In all there were 11 murders and one suicide.

<sup>2731</sup> Twenty-three killed by the shooter, George Hennard, who killed himself after being wounded by police.

<sup>2732</sup> Four University of Iowa faculty and one student killed before gunman commits suicide.

<sup>2733</sup> Cross-listed in Fire.

<sup>2734</sup> Cross-listed in Fire-Structural.

<sup>2735</sup> Four ATF agents/six Davidians. See 4-19-1993 on FBI/ATF attack, wherein 75 Davidians (25 children) died.

<sup>2736</sup> Cross-listed in Fire-Structural and in Violence subset-Arson.

<sup>2737</sup> Cross-listed in Explosions and in Fire-Structural.

**VIOLENCE** – **Master Set** – **Deadliest American** – **CHRONOLOGICAL** (continued):

- 1997 -- Feb 23, Middle East terrorism, shooting, Empire State Building, NYC, NY -- 1  
462. 1997 -- ~Mar 23, mass suicide, Heaven's Gate Cult, Rancho Santa Fe, CA -- 39
- 1998 -- Jan 29, abortion clinic bombing, (Eric Rudolph), Birmingham, AL -- 1
463. 1999 -- Apr 20, Columbine High School shooting, Columbine, CO<sup>2738</sup> --13-15  
464. 1999 -- July 27-29, workplace shootings/9; family killed/3; suicide/1; Atlanta, GA -- 13  
465. 1999 -- Oct 31, mass murder, Egypt Air Flight 990 crash, off Nantucket Isl. MA<sup>2739</sup> -- 217  
1999 -- Nov 02, workplace mass murder shootings, Xerox, Honolulu, HI<sup>2740</sup> -- 7
466. 2000 -- Oct 12, suicide terrorism, USS *Cole* bombed, Port of Aden, Yemen -- 17
467. 2001 -- May ~24, smugglers abandon immigrants without water in desert heat, AZ<sup>2741</sup>-- 14  
468. 2001 -- Sep 11, 9/11 terrorist attacks, WTC (NYC), Pentagon, Shanksville, PA<sup>2742</sup> --3,064  
--Sep 11, World Trade Center, American 11 and United 175, NY --2,830  
--Sep 11, American Airlines hits Pentagon, Arlington, VA -- 189  
--Sep 11, United Airlines N591UA plane crash Shanksville, PA -- 45
469. 2002 -- Oct 2-24, terrorism, DC Beltway sniper killings, Wash. DC Vicinity -- 10  
470. 2002 -- Oct 13, decomposed bodies of illegal aliens found in railcar, Denison, IA -- 11
471. 2003 -- Feb 17, stampede/crushing/asphyxiation, E2/Epitome Night Club, Chicago, IL-- 21  
472. 2003 -- Feb 20, fire, trampling, Station Nightclub, West Warwick, RI<sup>2743</sup> -- 100  
473. 2003 -- May 13-14 illegal immigrants suffocate, hot/airless milk trailer, Victoria, TX-- 19  
474. 2003 -- Oct 25-Nov 4, arson wildfires (esp. Cedar, Old Fire, Paradise), Southern CA<sup>2744</sup> --22-24
475. 2004 -- Sep 12, arson fire, Lincoln Park West Apartments, Prairie Township, OH -- 10
476. 2005 -- Jan 26, train hits parked SUV; derails; hits parked train, Glendale, CA<sup>2745</sup> -- 11  
477. 2005 -- Mar 21, 16-year-old killing spree, Red Lake HS & vic., Red Lake, MN --<sup>2746</sup>9-10  
2005 -- May 21, arson fire, house during child's birthday sleepover, Cleveland, OH<sup>2747</sup>-- 9

---

<sup>2738</sup> Two seniors killed 12 students and 1 teacher before committing suicide; thus 13 victims and 15 total deaths.

<sup>2739</sup> Cross-listed in Aviation.

<sup>2740</sup> Cross-listed in Violence subsections Mass Murder and Mass Shootings.

<sup>2741</sup> Cross-listed in Heat.

<sup>2742</sup> The four planes involved are cross-listed in Aviation.

<sup>2743</sup> Cross-listed under Fire-Structural

<sup>2744</sup> Cross-listed in Fires – Forest, Prairie and Wildfires.

<sup>2745</sup> Cross-listed in Rail, and in Vehicular. The driver of the SUV was allegedly going to commit suicide via train collision, but got out prior to impact. Was sentenced to eleven life sentences for murder.

<sup>2746</sup> Killed were nine people -- shooter's grandfather and grandfather's girlfriend, a security guard at Red Lake High School, 5 high school students, one teacher, before 16-year-old high school student shooter committed suicide.

<sup>2747</sup> Cross-listed in Fire-Structural.



2006 -- Mar 26, mass-shooting, rave afterparty, Capitol Hill community, Seattle, WA<sup>2748</sup>--7  
**VIOLENCE** – **Master Set** – **Deadliest American** – **CHRONOLOGICAL** (continued):

- 2006 -- Oct 2, West Nickel Mines School (Amish) shooting, Lancaster County, PA<sup>2749</sup>--5-6  
478. 2006 -- Oct 31, arson fire, Mizpah Hotel, North Lake St., Reno, NV<sup>2750</sup> -- 12  
479. 2007 -- Apr 16, Virginia Tech shootings, Blacksburg, VA<sup>2751</sup> --32-33  
2008 -- Feb 14, classroom killings, Northern Illinois University, DeKalb, IL<sup>2752</sup> -- 5-6  
480. 2008 -- Dec 24, Pardo mass shooting of wife, in-laws, self & arson deaths, Covina CA-- 10  
481. 2009 -- Mar 10, mass murder, McLendon shooting spree, Geneva County, AL -- 10  
482. 2009 -- April 3, mass killings, Immigration Services Center, Binghamton, NY<sup>2753</sup> --13-14  
483. 2009 -- Nov 05, mass killing, Army Major, Fort Hood, TX -- 13  
2010 -- Aug 03, workplace shootings, worker kills 8 coworkers/self, Manchester, CT-- 9  
2011 -- Jan 8, mass shooting (inc. Gabby Giffords), grocery parking lot, Casas Adobes, AZ--6  
2012 -- Apr 02, school shootings, Oikos University, Oakland, CA<sup>2754</sup> -- 7  
484. 2012 -- July 20, James Holmes mass shooting, Century 16 Theater, Aurora, CO -- 12  
2012 -- Aug 05, Sikh Temple of Wisconsin rampage mass shooting, Oak Creek, WI -- 7  
485. 2012 -- Dec 14, mass shooting, Sandy Hook Elementary School, Newtown, CT<sup>2755</sup> --27-28  
2013 -- Apr 15, terrorism, Boston Marathon bombs, MIT officer killed Apr 19, MA -- 4  
486. 2013 -- Sep 16, Navy Yard mass shooting, Washington, DC<sup>2756</sup> -- 13  
2014 -- May 23, mass murder, Univ. of California at Santa Barbara, Isla Vista, CA<sup>2757</sup>-- 7  
2015 -- May 17, biker-gangs/police shoot-out at Twin Peaks restaurant, Waco, TX -- 9  
2015 -- June 17, violence, mass shooting, AME Church, Charleston, SC -- 9  
487. 2015 -- Oct 01, mass shooting, Umpqua Community College, Roseburg, OR<sup>2758</sup> -- 9-10  
488. 2015 -- Dec 2, terrorism, Muslim couple attack, Inland Regional Ctr., San Bernardino, CA<sup>2759</sup>-14  
2016 -- Feb 20, violence, Uber driver random mass shootings, Kalamazoo, MI -- 6

---

<sup>2748</sup> The shooter murdered six people aged 14, 15, 21, 22, 26 and 32. Committed suicide when police arrived.

<sup>2749</sup> Ten girls aged 6-13 shot, five of whom died, before killer committed suicide in the schoolhouse.

<sup>2750</sup> Cross-listed in Fires-Structural and in Violence subset of Mass Murder.

<sup>2751</sup> Shooter killed 32 students and faculty; then committed suicide. Thus “33” includes the shooter.

<sup>2752</sup> Five student victims and the gunman suicide.

<sup>2753</sup> Shooter shoots and kills thirteen people and then shoots himself fatally.

<sup>2754</sup> Cross-listed in two Violence subsets – Rampage Shootings, and School Shootings.

<sup>2755</sup> Shooter killed 27 – 20 children and 6 adults at the school, plus his mother at home. Committed suicide (#28).

<sup>2756</sup> Gunman with mental health issues killed twelve Navy Yard workers before being killed by police.

<sup>2757</sup> Six students were shot or stabbed to death before the killer shot himself in the head.

<sup>2758</sup> The shooter, 26-year-old Chris Harper Mercer, killed nine people, wounded seven, and died in police shootout.

<sup>2759</sup> Sub-listed in Mass Murder and in Terrorism.

489. 2016 -- June 12, shooting/terrorism/hate-crime, Gay Nightclub, Orlando, FL<sup>2760</sup> -- 50  
 490. 2016 -- Nov 28, Chimney Tops 2 arson wildfire hits Gatlinburg, Sevier County, TN<sup>2761</sup>--14

**VIOLENCE – Master Set – Deadliest American – CHRONOLOGICAL (continued):**

491. 2017 -- July 23, migrants die in hot semi-trailer found in parking lot, San Antonio, TX-- 10  
 492. 2017 -- Oct 01, shooting, hotel 32<sup>nd</sup> floor, Country Music Show, Las Vegas, NV<sup>2762</sup>--58-59  
 2017 -- Oct 31, Islamic terrorist drives down bikers/pedestrians, Manhattan NYC, NY-- 8  
 493. 2017 -- Nov 05, mass shooting, First Baptist Church, Sutherland Springs, TX -- 26
494. 2018 -- Feb 14, school shooting, Marjory Stoneman Douglas High Sch., Parkland, FL-- 17  
 495. 2018 -- May 18, school shooting, Santa Fe High School, Santa Fe (near Houston), TX-- 10  
 496. 2018 -- Oct 27, mass shooting, Tree of Life Synagogue, Pittsburgh, PA -- 11  
 497. 2018 -- Nov 7, mass shooting (12) suicide/1, Borderline Bar & Grill, Thousand Oaks, CA-- 13
- 2019 -- Feb 15, workplace shooting; five killed by shooter, shooter killed, Aurora, IL-- 6  
 498. 2019 -- May 31, workplace shooting, Municipal Cen. Bldg. No. 2, Virginia Beach, VA-- 12  
 499. 2019 -- Aug 03, white supremacist lone gunman mass shooting, Walmart, El Paso, TX-- 22  
 500. 2019 -- Aug 04, mass shooting outside bar (9 deaths), police kill shooter, Dayton, OH-- 10  
 2019 -- Aug 31, shooting rampage (7 killed by shooter), Midland-Odessa area, TX -- 8
- 2020 -- Sep 06, mass shooting/Laotians, illegal marijuana growing house, Aguanga, CA-- 7
- 2021 -- Mar 16, mass shootings, two Atlanta, one Cherokee County Spas, GA -- 8  
 501. 2021 -- Mar 22, Ahmad Alissa mass shooting, King Soopers grocery, Boulder, CO -- 10  
 2021 -- Apr 15, mass-shooting/8, and suicide, FedEx facility ~Indianapolis Airport, IN-- 9  
 502. 2021 -- May 16, mass shooting/9 and suicide, San Jose Light Rail Yard, San Jose, CA-- 10  
 503. 2021 -- Aug 26, ISIS-K suicide bomb kills US military members, Kabul Afghanistan AP-- 13  
 504. 2021 -- Nov 5, crushing/trampling, Travis Scott Astroworld festival concert, Houston TX--10
505. 2022 -- May 14, hate crime shooting, Top Supermarket, Buffalo, NY -- 10  
 506. 2022 -- May 24, Robb Elementary School shooting (19 students 2 teachers killed) Uvalde TX-- 21  
 507. 2022 -- June 27, tractor trailer found with dead/dying migrants inside, San Antonio TX-- 53  
 2022 -- July 04, sniper shoots parade spectators from building roof, Highland Park, IL-- 7
508. 2023 -- Jan 21, Lunar New Year mass shooting, Dance Studio, Monterey Park, CA -- 11  
 2023 -- Jan 23, mass shootings, mushroom farm & trucking facility, Half Moon Bay, CA--7  
 2023 -- Mar 27, shooting, The Covenant Church elementary school, Nashville, TN -- 6  
 2023 -- Apr 10, workplace mass shooting, Old National Bank, Louisville, KY -- 5  
 2023 -- May 6, mass shooting, Allen Premium Outlets Mall, Allen, TX (includes gunman)-- 9  
 509. 2023 -- Oct 26, mass shooting, bowling alley (8) and bar & grill (10), Lewiston, ME-- 18

<sup>2760</sup> Shooter shot and killed 49 people before being shot and killed by police – bringing total number of deaths to 50,

<sup>2761</sup> Cross-listed in Fire-Wildfires.

<sup>2762</sup> Fifty-nine fatalities including shooter who committed suicide after killing fifty-eight people; wounded hundreds.

**VIOLENCE** Subset – **ARSON** Manslaughter/Homicide – **By Mortality**

1.	1986 -- Dec 31, arson fire, Dupont Plaza Hotel, San Juan, Puerto Rico <sup>2763</sup>	--	97
2.	1990 -- Mar 25, Arson Fire, Happy Land Social Club, Bronx, NY <sup>2764</sup>	--	87
3.	1977 -- June 26, Arson Fire, Maury County Jail, Columbia, TN <sup>2765</sup>	--	42
4.	1973 -- June 24, Arson Fire, gay UpStairs Cocktail Lounge, New Orleans, LA <sup>2766</sup>	--	32
5.	1970 -- Dec 20, Arson Fire, Pioneer International Hotel, Tucson, AZ <sup>2767</sup>	--	29
6.	1980 -- Dec 04, Fire, Conference Ctr. at Stouffer's Inn (possibly arson), <sup>2768</sup> Harrison, NY--		26
7.	1963 -- Nov 18, Fire (arson?), Surfside Hotel (elderly home), Atlantic City, NJ <sup>2769</sup>	--	25
8.	1976 -- Oct 24, Arson Fire, Puerto Rican Social Club, Bronx, NY	--	25
9.	1982 -- Sep 04, Arson Fire, Dorothy Mae Apartments/Hotel, Los Angeles, CA <sup>2770</sup>	--24-25	
10.	1974 -- June 30, Fire of incendiary origin, Gulliver's Discotheque, Port Chester, NY	--	24
11.	1976 -- Jan 30, Arson Fire, Wincrest Nursing Home, Chicago, IL <sup>2771</sup>	--	24
12.	2003 -- Oct 25-Nov 4, Arson Wildfires (esp. Cedar, Old Fire, Paradise), Southern CA <sup>2772</sup>	--22-24	
13.	1944 -- Mar 28, Arson Fire, New Amsterdam Hotel, San Francisco, CA <sup>2773</sup>	--	22
14.	1979 -- Jan 20, Arson Fire, Tenement, Clinton Street, Hoboken, NJ <sup>2774</sup>	--	21
15.	1885 -- Feb 12, Arson Fire, Dept. for Insane, Blockley Almshouse, Philly, PA <sup>2775</sup>	--19-20	
16.	1970 -- Mar 20, Arson Fire, Ozark Hotel ("flophouse"), Seattle, WA <sup>2776</sup>	--	20
17.	1900 -- Mar 12, Arson Fire (charged), Italian Tenement Building, Newark, NJ <sup>2777</sup>	--	16
18.	1947 -- Dec 25, Gas thrown on fire/explos., Washoe tribe gambling shack, Dresslerville, NV <sup>2778</sup> --		15
19.	1984 -- July 04, Arson Fire, Elliott Chambers Rooming Home, Beverly, MA <sup>2779</sup>	--	15
20.	1984 -- Oct 18, Arson Fire, Alexander Hamilton residential Hotel, Paterson, NJ <sup>2780</sup>	--	15
21.	1900 -- July 3, arson fire (alleged), tenement, Adams and First Sts., Hoboken, NJ <sup>2781</sup>	--13-14	
22.	1966 -- Sep 12, Lane Hotel arson fire, Anchorage, AK <sup>2782</sup>	--	14
23.	1982 -- July 05, Arson Fire, Apartment Building, Waterbury, CT <sup>2783</sup>	--	14

<sup>2763</sup> Cross-listed in Fire-Structural.

<sup>2764</sup> Cross-listed in Fire-Structural

<sup>2765</sup> Cross-listed in Fire-Structural.

<sup>2766</sup> Cross-listed in Fire-Structural.

<sup>2767</sup> Cross-listed in Fire-Structural.

<sup>2768</sup> Cross-listed in Fire-Structural. A waiter was charged with arson and 26 counts of murder and found guilty by jury; however, the presiding judge overturned the verdict citing insufficient evidence. This act was appealed but upheld by State Supreme Court.

<sup>2769</sup> Ex-mental patient and arsonist arrested and "confessed," but was not indicted. Cross-listed in Fire, Structural.

<sup>2770</sup> Cross-listed in Fire-Structural.

<sup>2771</sup> Cross-listed in Fire-Structural.

<sup>2772</sup> Cross-listed in Fires – Forest, Prairie and Wildfires.

<sup>2773</sup> Cross-listed in Fire-Structural.

<sup>2774</sup> Cross-listed in Fire-Structural.

<sup>2775</sup> Cross-listed in Fire-Structural.

<sup>2776</sup> Cross-listed in Fire-Structural.

<sup>2777</sup> Cross-listed in Fire-Structural.

<sup>2778</sup> Cross-listed in Explosions and in Fire (gas can deliberately thrown into fire from kicked-over stove).

<sup>2779</sup> Cross-listed in Fire-Structural.

<sup>2780</sup> Cross-listed in Fire-structural. (originally a hotel, but had become a low-rent apartment building.)

<sup>2781</sup> Cross-listed in Fire-Structural.

<sup>2782</sup> Cross-listed in Fire-Structural.

<sup>2783</sup> Cross-listed in Fire-Structural.

24. 2016 -- Nov 28, Chimney Tops 2 arson wildfire hits Gatlinburg, Sevier County, TN<sup>2784</sup>-- 14

**VIOLENCE** Subset – **ARSON** Manslaughter/Homicide – **By Mortality** (continued)<sup>2785</sup>

25. 1932 -- June 7, Arson Fire (explosion set?), Ellington Apartments, Cleveland, OH	--	13
26. 1965 -- Dec 11, Arson Fire, Seeley Club (Tavern), Chicago, IL	--	13
27. 1982 -- April 30, Arson Fire, Pinter (residential) Hotel, 14 <sup>th</sup> Street, Hoboken, NJ	--	13
28. 1965 -- Dec 20, Arson Fire, Jewish Community Center, Yonkers, NY	--	12
29. 1968 -- Feb 16, Arson Fire, Randolph Tavern, 107 W. Reed Street, Moberly, MO	--	12
30. 1969 -- June 08, Arson Fire (Patricide), Bailey Family Home, Parkersburg, WV	--	12
31. 1975 -- July 07, Arson Fire, Pomona Hotel, Portland, OR	--	11-12
32. 1978 -- Nov 05, Arson Fire, Allen Motor Inn, Honesdale, Wayne County, PA	--	12
33. 2006 -- Oct 31, Arson Fire, Mizpah Hotel, North Lake St., Reno, NV	--	12
34. 1854 -- Apr 25, Arson Fire, Jennings Building (all firemen), Broadway, NY, NY	--	11
35. 1973 -- Sep 29, Arson Fire, Tenement, Eleventh & Willow, Hoboken, NJ	--	11
36. 1981 -- Oct 24, Arson Fire, Apartment Bldg., 12 <sup>th</sup> and Washington, Hoboken, NJ	--	11
37. 1935 -- Sep 29, Arson Fire, Tenement, Chicago, IL	--	10
38. 1973 -- Jan 29, Arson Fire, Street's Sheltered Care Rest Home, Pleasantville, NJ	--	10
39. 1978 -- Nov 26, fire (probable arson), Holiday Inn Northwest, Ridge Rd., Greece, NY	--	10
40. 1979 -- July 31, Arson Fire/smoke inhalation deaths, Holiday Inn, Cambridge, OH	--	10
41. 1980 -- Oct 28, Arson Fire, Apartment Building (Leonard Kidd), Chicago, IL	--	10
42. 1993 -- May 03, Arson Fire, Apt./Tenement Bldg., Burlington Ave., Los Angeles, CA	--	10
43. 2004 -- Sep 12, Arson Fire, Lincoln Park West Apartments, Prairie Township, OH	--	10
<b>Other:</b>		
1. 2005 -- May 21, Arson Fire, House during child's birthday sleepover, Cleveland, OH	--	9
2. 1993 -- Feb 27, Arson Fire, Apartment Building, Providence, RI	--	6
3. 1992 -- July 7, Arson Fire set by mother kills six of her children, Baltimore, MD	--	6

---

<sup>2784</sup> Cross-listed in Fire-Wildfires.

<sup>2785</sup> All entries in this subset are listed in the Fire-Structural Master List.

**VIOLENCE** Subset – **ARSON** Manslaughter/Homicide<sup>2786</sup>– **Chronological**

1. 1854 -- Apr 25, arson fire, Jennings Building (all firemen), Broadway, NY, NY -- 11
2. 1885 -- Feb 12, Arson Fire, Dept. for Insane, Blockley Almshouse, Philly, PA --19-20
3. 1900 -- Mar 12, Arson Fire (charged), Italian Tenement Building, Newark, NJ -- 16
4. 1900 -- July 03, Arson Fire (alleged), Tenement, Adams and First Sts., Hoboken, NJ --13-14
5. 1932 -- Jun 07, Arson Fire (explosion set?), Ellington Apartments, Cleveland, OH -- 13
6. 1935 -- Sep 29, Arson Fire, Tenement, Chicago, IL -- 10
7. 1944 -- Mar 28, Arson Fire, New Amsterdam Hotel, San Francisco, CA -- 22
8. 1947 -- Dec 25, Gas thrown on fire/explos., Washoe tribe gambling shack, Dresslerville, NV<sup>2787</sup>-- 15
9. 1963 -- Nov 18, Fire (arson?), Surfside Hotel (elderly home), Atlantic City, NJ<sup>2788</sup> -- 25
10. 1965 -- Dec 11, Arson Fire, Seeley Club (Tavern), Chicago, IL -- 13
11. 1965 -- Dec 20, Arson Fire, Jewish Community Center, Yonkers, NY -- 12
12. 1966 -- Sep 12, Lane Hotel arson fire, Anchorage, AK -- 14
13. 1968 -- Feb 16, Arson Fire, Randolph Tavern, 107 W. Reed Street, Moberly, MO -- 12
14. 1969 -- June 08, Arson (Patricide), Bailey Family Home Fire, Parkersburg, WV -- 12
15. 1970 -- Mar 20, Arson Fire, Ozark Hotel (“flopouse”), Seattle, WA -- 20
16. 1970 -- Dec 20, Arson Fire, Pioneer International Hotel, Tucson, AZ -- 29
17. 1973 -- Jan 29, Arson Fire, Street’s Sheltered Care Rest Home, Pleasantville, NJ -- 10
18. 1973 -- June 24, Arson Fire, gay UpStairs Cocktail Lounge, New Orleans, LA -- 32
19. 1973 -- Sep 29, Arson Fire, Tenement, Eleventh & Willow, Hoboken, NJ -- 11
20. 1974 -- June 30, Fire of incendiary origin, Gulliver’s Discotheque, Port Chester, NY -- 24
21. 1975 -- July 07, Arson Fire, Pomona Hotel, Portland, OR --11-12
22. 1976 -- Jan 30, Arson Fire, Wincrest Nursing Home, Chicago, IL -- 24
23. 1976 -- Oct 24, Arson Fire, Puerto Rican Social Club, Bronx, NY -- 25
24. 1977 -- June 26, Arson Fire, Maury County Jail, Columbia, TN -- 42
25. 1978 -- Nov 05, Arson Fire, Allen Motor Inn, Honesdale, Wayne County, PA -- 12
26. 1979 -- Jan 20, Arson Fire, Tenement, Clinton Street, Hoboken, NJ -- 21
27. 1979 -- July 31, Arson Fire/smoke inhalation deaths, Holiday Inn, Cambridge, OH -- 10
28. 1980 -- Oct 28, Arson Fire, Apartment Building (Leonard Kidd), Chicago, IL -- 10
29. 1980 -- Dec 4, Fire, Conference Ctr. at Stouffer’s Inn (possibly arson),<sup>2789</sup> Harrison, NY-- 26
30. 1981 -- Oct 24, Arson Fire, Apartment Bldg., 12<sup>th</sup> and Washington, Hoboken, NJ -- 11
31. 1982 -- Apr 30, Arson Fire, Pinter (residential) Hotel, 14<sup>th</sup> Street, Hoboken, NJ -- 13
32. 1982 -- July 05, Arson Fire, Apartment Building, Waterbury, CT -- 14

<sup>2786</sup> All “Violence-Arson” listings are cross-listed in Fire-structural or Fire-wildfire.

<sup>2787</sup> Cross-listed in Explosions and in Fire (gas can deliberately thrown into fire from kicked-over stove).

<sup>2788</sup> Ex-mental patient and arsonist arrested and “confessed,” but was not indicted. Cross-listed in Fire, Structural.

<sup>2789</sup> Cross-listed in Fire-Structural. A waiter was charged with arson and 26 counts of murder; found guilty by jury; presiding judge overturned verdict citing insufficient evidence; appealed but upheld by State Supreme Court.

- 33. 1982 -- Sep 04, arson fire, Dorothy Mae Apartments/Hotel, Los Angeles, CA --24-25
- 34. 1984 -- July 04, Arson Fire, Elliott Chambers Rooming Home, Beverly, MA -- 15
- 35. 1984 -- Oct 18, Arson Fire, Alexander Hamilton residential Hotel, Paterson, NJ<sup>2790</sup> -- 15
- 36. 1986 -- Dec 31, Arson Fire, Dupont Plaza Hotel, San Juan, Puerto Rico -- 97

**VIOLENCE** Subset – **ARSON** Manslaughter/Homicide– **Chronological** (continued)

- 37. 1990 -- Mar 25, Arson Fire, Happy Land Social Club, Bronx, NY -- 87
- 1992 -- July 7, Arson Fire set by mother kills six of her children, Baltimore, MD -- 6
- 1993 -- Feb 27, Arson Fire & Mass Murder, Apartment Building, Providence, RI -- 6
- 38. 1993 -- May 3, Arson Fire, Apt./Tenement Bldg., Burlington Ave., Los Angeles, CA -- 10
- 39. 2004 -- Sep 12, Arson Fire, Lincoln Park West Apartments, Prairie Township, OH -- 10
- 2005 -- May 21, Arson Fire, House during child's birthday sleepover, Cleveland, OH -- 9
- 40. 2006 -- Oct 31, Arson Fire, Mizpah Hotel, North Lake St., Reno, NV -- 12
- 41. 2016 -- Nov 28, Chimney Tops 2 arson Wildfire hits Gatlinburg, Sevier County, TN -- 14

---

<sup>2790</sup> originally a hotel, but had become a low-rent apartment building.

**VIOLENCE** Subset – **ATTACKS/BATTLES/Skirmishes** --By **MORTALITY**

1. 1540 -- Oct 18, Spanish (de Soto) battle/massacre, with Atahachi, Mabila, AL --2,500-6,000
2. 1941 -- Dec 07, attack by Japanese on Pearl Harbor, HI --2,402
3. 1763-64--Unangan/Eastern Aleut conflict with Russians, Unalaska/Umnak/Unimak Isl., AK--≥375  
--175-188 Russian hunters/sailors killed in retaliation for atrocities and trespass  
-- >200 Unangan/Aleut killed by Russians in retaliation.
4. 1876 -- June 25, Battle of the Little Bighorn ~Little Bighorn Riv., SE MT Territory--315--363
5. 1712 -- Jan 28, NC/SC militia, Indian allies retaliate against Tuscarora, Craven Co. NC-- 300
6. 1800 -- Feb 01, U.S. frigate *Constellation* engagement with French *La Vengeance*<sup>2791</sup> -- 160
7. 1802 -- June, Tlingits attack Russians/Aleut workers, Fort Archangel St. Michael, AK-- ≤150
8. 1866 -- Sep, Natives attack settlers, train, wagon train, MT, WY -- 150
9. 1877 -- Aug 9-10, Battle of the Big Hole, US Army attacks Nez Perce, Beaverhead Co., MT --91-121
10. 1941 -- Oct 31, USS *Reuben James* sunk by German Submarine, near Iceland<sup>2792</sup> -- 115
  
11. 1864 -- July 28-29, US Army attacks Dakota Sioux, Killdeer Mountain, ND Territory --~100
12. 1876 -- June 17, Battle of Rosebud Creek, USA/Crow/Shoshoni vs Lakota/Cheyenne, Big Horn Co., MT--29-77
13. 1677 -- June 29, Natives attack party of 90 settlers near Black Point, ME -- 60
14. 1877 -- Sep 30-Oct 5, Battle of Bear Paw, US Army attack fleeing Nez Perce, NW MT-- 53
15. 1778 -- May 30, violence, Loyalists and Natives attack Cobus Kill Settlement, NY -- ~52
16. 1851 -- Jan 11, Whites attack Natives, Mt. ~No. Fork, San Joaquin Ri., Mariposa Co., CA --23-50
17. 1975 -- May 13-14, US freighter *Mayaguez* rescue mission, Koh Tang Island, Cambodia--41  
May 13, USAF helicopter crash, *Mayaguez* support mission, Thailand --23  
May 14, USAF helicopter crash (*Knife 21*), Koh Tang Island, Cambodia -- 1  
May 14, USAF helicopter crash (*Knife 31*), Koh Tang Island, Cambodia --13  
May 14, USAF Marine killed in combat with Khmer Rouge, Koh Tang -- 1  
May, captured Marines inadvertently left behind, executed, Cambodia -- 3
  
18. 1616 -- George Yeardley, Dep. Governor of Virginia Colony, attacks Chickahominy --12-40
19. 1840 -- Aug 12, battle, TX militia catch-up with Comanche raiders; attack ~Plum Creek TX--25-40
20. 1987 -- May 17, USS *Stark* hit by Iraqi Air Force Mirage missiles, Persian Gulf<sup>2793</sup> -- 37
21. 1869 -- May 9, skirmish, settlers vs Natives on ~Musselshell River mouth, Montana Terr.--~35
22. 1877 -- June 17, battle, Nez Perce vs. 2 companies 1<sup>st</sup> Cavalry, White Bird Canyon, ID --US 34
23. 1967 -- June 8, USS *Liberty* attacked by Israeli Air and Naval Craft, near Sinai Penn. -- 34
24. 1969 -- Apr 14, Navy EC-121M shot down by North Korea, Sea of Japan<sup>2794</sup> -- 31
25. 1918 -- Oct 04, steamer *San Sabo* strikes mine, 15 miles SW of Barnegat, NJ<sup>2795</sup> -- 30
26. 1675 -- Sep late, Natives attack settlers, relief force ambushed, Scarborough vic., ME --23-24
27. 1840 -- Aug 6-7, Council House Retaliation; Comanches raid Victoria & vicinity, TX --15-23
28. 1851 -- Jun 10, Battle Rock battle, would-be settlers kill natives when attacked, Port Orford, OR--13-23
29. 1779 -- Feb 14, boat theft, hostage-taking attempt, violence, Cpt. James Cook/Hawaiians-- 22
30. 1851 -- June 17, Maj. Kearny, USA Dragoons, attack Natives, Rogue Ri. Valley, OR--~12-22

---

<sup>2791</sup> Cross-listed in Maritime.

<sup>2792</sup> Cross-listed in Maritime. This was before Pearl Harbor and U.S. declarations of war -- part of Neutrality Patrol.

<sup>2793</sup> Cross-listed in Maritime.

<sup>2794</sup> Cross-listed in Aviation.

<sup>2795</sup> Cross-listed in Maritime.

31. 1856 -- June 2-3 USA Cpt. Augur & Vols. attack Natives, Painted Rock Rogue Ri., OR-- >21
32. 1877 -- July 11-12, Battle of the Clearwater, US Army attacks Nez Perce, Idaho Co., ID-- 21
33. 1541 -- ~Mar 10, Hernando de Soto forces & "Chicasa" battle and "slaughter," MS<sup>2796</sup>-->20?
34. 1643 -- fall, Dutch/English force assisted by Stamford, CT settlers attack Natives, CT--18-20
35. 1852 -- July 17, Whites attack Rogue River Natives, Big Bar, near Table Rock, OR -- 4-20

**VIOLENCE** Subset – **ATTACKS/BATTLES** --By **MORTALITY** (continued):

36. 1655 -- Mar 20, Battle of Severn, Catholics attack Puritans, Horn Pt., Annapolis, MD<sup>2797</sup>-- 19
37. 1657 -- Navajo attack Jemez Pueblo, Jemez Province, NM -- 19
38. 1853 -- Aug 24, Lane attacks Rogue River Natives ~Evans Creek ~Table Rock, OR --13-19
39. 1916 -- Mar 09, Pancho Villa Attacks Columbus, NM -- 18
40. 1958 -- Sep 02, USAF C130A Hercules shot-down over Sasnashen, Armenia, USSR<sup>2798</sup>-- 17
41. 1953 -- July 29, Yokota Air Base, Japan, USAF RB-50, shot down, Sea of Japan<sup>2799</sup> -- 16
42. 1956 -- Aug 22, US Navy P4M-1Q from Iwakuni NAS, Japan, shot down 32M off Wenchow, China-- 16
43. 1975 -- May 14, Attack, USS *Mayaguez* Khmer Rouge, Koh Tang Island, Cambodia<sup>2800</sup>-- 16
44. 1851 -- Nov 22, Col. Casey (USA), attacks Coquille, south fork Coquille River, OR --5~15
45. 1598 -- Dec 4, Pueblo Natives kill Juan de Zaldivar & soldiers seeking corn flour, W NM -13
46. 1832 -- July ~12, Battle of Pierre's Hole, fur-trappers, natives on both sides, ID -- 13
47. 1877 -- July 3, Cottonwood Battle, US Army chasing retreating Nez Perce, Cottonwood, ID--13
48. 1669 -- June, Apache attack Acoma Pueblo, NM -- 12
49. 1952 -- Jun 13, USAF RB-29 intel plane out of Yokota Air Base, Japan, shot down, Sea of Japan-- 12
50. 1968 -- Apr 01, Navy P3B coastal surveillance plane shot down, Gulf of Thailand -- 12
51. 1941 -- Oct 17, USS *Kearny* torpedoed by German submarine, off Iceland -- 11
  
52. 1659 -- Sep 25-mid Oct, murder retaliation, Natives attack Wiltwyck (Kingston, NY) -- ~10
53. 1675 -- Sep 02, Settlers killed in Native attack on Northfield, MA -- 8-10
54. 1689 -- Sep 26, Battle, Major Church force and Natives, near Falmouth (Portland), ME -- 10
55. 1851 -- Jun 23-26, USA Maj. Kearny, other whites attack Natives, Table Rock, OR -- >10
56. 1857 -- Jan-mid, White settlers attack Rogue River Natives, Rogue River valley, OR -- ~10
57. 1950 -- Apr 08, USN Privateer patrol bomber shot down by USSR, Baltic Area<sup>2801</sup> -- 10
58. 1951 -- Nov 06, USN P2V-3W Neptune shot down by Soviet planes, Sea of Japan --all 10

**Other:** (Fewer than ten fatalities.)

- 1856 -- Aug 30, Pro-slavery force attacks Osawatomie (John Brown), Miami Co., KS -- 5-8

<sup>2796</sup> No estimate is made of the Natives killed; thus we conjecture number "more than 20," as conservative, we think, estimate of number of Natives killed. We know from Duncan's account (*Hernando de Sota*, 1995) that the "Chicasa" attacked with a force of over three hundred about seven days earlier. Duncan, pulling from the accounts of the expedition afterwards, notes that there was a rout and a "pent-up rage" slaughter. It was usual for this particular force to kill all they could kill when in battle. There must have been a Native force again of something in the neighborhood of 300. We suspect that dozens, if not many dozens, were killed.

<sup>2797</sup> Cross-listed in Violence subsets of "Battles" and "Religious Violence."

<sup>2798</sup> Cross-listed in Aviation.

<sup>2799</sup> Cross-listed in Aviation.

<sup>2800</sup> Cross-listed in Maritime.

<sup>2801</sup> Cross-listed in Aviation.



**VIOLENCE** Subset – **ATTACKS and/or BATTLES** -- **CHRONOLOGICAL**

1. 1540 -- Oct 18, Spanish (DeSoto) battle with Maubila Natives, Clarke County, AL --6,082
2. 1598 -- Dec 4, Pueblo Natives kill Juan de Zaldivar & soldiers seeking corn flour, W NM -13
  
3. 1616 -- George Yeardley, Dep. Governor of Virginia Colony, Attacks Chickahominy --12-40
4. 1643 -- fall, Dutch/English force assisted by Stamford, CT settlers attack Natives, CT--18-20
5. 1655 -- Mar 20, Battle of Severn, Catholics attack Puritans, Horn Pt., Annapolis, MD<sup>2802</sup>--19
6. 1657 -- Navajo attack Jemez Pueblo, Jémez Province, NM -- 19
7. 1659 -- Sep 25-mid Oct, murder retaliation, Natives attack Wiltwyck (Kingston, NY) -- ~10
8. 1669 -- June, Apache attack Acoma Pueblo, NM -- 12
9. 1675 -- Sep 02, Settlers killed in Native attack on Northfield, MA -- 8-10
10. 1675 -- Sep late, Natives attack settlers, relief force ambushed, Scarborough vic., ME --23-24
11. 1677 -- June 29, Natives attack party of 90 settlers near Black Point, ME -- 60
12. 1689 -- Sep 26, Battle, Major Church force and Natives, near Falmouth (Portland), ME -- 10
  
13. 1712 -- Jan 28, NC/SC Militia, Indian allies retaliate against Tuscarora, Craven Co. NC-300
14. 1763-64--Unangan/Eastern Aleut conflict with Russians, Unalaska/Umnak/Unimak Isl., AK-- $\geq$ 375  
--175-188 Russian hunters/sailors killed in retaliation for atrocities and trespass  
-- >200 Unangan/Aleut killed by Russians in retaliation.
15. 1771 -- May 16, “Regulators” uprising, Battle of Alamance, near Burlington, NC --26~100
16. 1778 -- May 30, Violence, Loyalists and Indians attack Cobus Kill Settlement, NY -- ~52
  
17. 1800 -- Feb 01, U.S. Frigate *Constellation* engagement with French *La Vengeance* -- 160
18. 1802 -- June, Tlingits attack Russians/Aleut workers, Fort Archangel St. Michael, AK--  $\leq$ 150
  
19. 1832 -- July ~12, Battle of Pierre’s Hole, fur-trappers, natives on both sides, ID -- 13
  
20. 1840 -- Aug 6-7, Council House Retaliation; Comanches raid Victoria & vicinity, TX --15-23
21. 1840 -- Aug 12, Battle, TX militia catch-up with Comanche raiders; attack ~Plum Creek TX-25-40
  
22. 1851 -- Jan 11, Whites attack Natives, Mt. ~No. Fork, San Joaquin Ri., Mariposa Co. CA --23-50
23. 1851 -- Jun 10, Battle Rock battle, would-be settlers kill natives when attacked, Port Orford, OR-13-23
24. 1851 -- Jun 17, Maj. Kearny, USA Dragoons, attacks Natives, Rogue Ri. Valley., OR--~12-22
25. 1851 -- Jun 23-26, USA Maj. Kearny, other whites attack Natives, Table Rock, OR -- >10
26. 1851 -- Nov 22, Col. Casey (USA), attacks Coquille, south fork Coquille River, OR --5--~15
27. 1852 -- July 17, Whites attack Rogue River Natives, Big Bar, near Table Rock, OR -- 4-20
28. 1853 -- Aug 24, Lane attacks Rogue River Natives ~Evans Creek ~Table Rock, OR --13-19
29. 1856 -- Jun 2-3 USA Cpt. Augur & Vols. Attack Natives, Painted Rock Rogue Ri., OR-- >21
30. 1856 -- Aug 30, Pro-slavery force attacks Osawatomie (John Brown), Miami Co., KS -- 5-8
31. 1857 -- Jan-mid, White settlers attack Rogue River Natives, Rogue River valley, OR -- ~10
  
32. 1864 -- July 28-29, US Army attacks Dakota Sioux, Killdeer Mountain, ND Territory --~100
33. 1866 -- Sep, Indians attack settlers, train, wagon train, MT, WY -- 150
34. 1869 -- May 9, skirmish, settlers vs Natives near Musselshell River mouth, Montana Terr.--~35

---

<sup>2802</sup> Cross-listed in Violence subset “Religious Violence.”

35. 1876 -- June 17, Battle of Rosebud Creek, USA/Crow/Shoshoni vs Lakota/Cheyenne, Big Horn Co., MT--29-77
36. 1876 -- June 25, Battle of the Little Bighorn ~Little Bighorn Riv., SE MT Territory--315--363
37. 1877 -- June 17, battle, Nez Perce vs. 2 companies 1<sup>st</sup> Cavalry, White Bird Canyon, ID--US 34
38. 1877 -- July 3, Cottonwood Battle, US Army chasing retreating Nez Perce, Cottonwood, ID--13
39. 1877 -- July 11-12, Battle of the Clearwater, US Army attacks Nez Perce, Idaho Co., ID-- 21
40. 1877 -- Aug 9-10, Battle of the Big Hole, US Army attacks Nez Perce, Beaverhead Co., MT--91-121
41. 1877 -- Sep 30-Oct 5, Battle of Bear Paw, US Army attack fleeing Nez Perce, NW MT-- 53

**VIOLENCE** Subset – **ATTACKS and/or BATTLES** – **CHRONOLOGICAL** (continued):

42. 1916 -- Mar 09, Pancho Villa attacks Columbus, NM -- 18
43. 1918 -- Oct 04, steamer *San Sabo* strikes mine, 15 miles SW of Barnegat, NJ<sup>2803</sup> -- 30
44. 1941 -- Oct 17, USS *Kearny* torpedoed by German submarine, off Iceland<sup>2804</sup> -- 11
45. 1941 -- Oct 31, USS *Reuben James* sunk by German Submarine, near Iceland<sup>2805</sup> -- 115
46. 1941 -- Dec 07, attack by Japanese on Pearl Harbor, HI --2,402
47. 1950 -- Apr 08, USN Privateer patrol bomber shot down by USSR, Baltic Area<sup>2806</sup> -- 10
48. 1951 -- Nov 06, USN P2V-3W Neptune shot down by Soviet planes, Sea of Japan --all 10
49. 1952 -- June 13, USAF RB-29 intel plane out of Yokota Air Base, Japan, shot down, Sea of Japan-- 12
50. 1953 -- July 29, Yokota Air Base, Japan, USAF RB-50, shot down, Sea of Japan<sup>2807</sup> -- 16
51. 1956 -- Aug 22, US Navy P4M-1Q from Iwakuni NAS, Japan, shot down 32M off Wenchow, China--16
52. 1958 -- Sep 02, USAF C130A Hercules shot-down over Sasnashen, Armenia, USSR<sup>2808</sup>-- 17
53. 1967 -- June 8, USS *Liberty* attacked by Israeli Air and Naval craft, near Sinai Penn. -- 34
54. 1968 -- Apr 01, Navy P3B coastal surveillance plane Shot down, Gulf of Thailand<sup>2809</sup> -- 12
55. 1969 -- Apr 14, Navy EC-121M Shot Down by North Korea, Sea of Japan<sup>2810</sup> -- 31
56. 1975 -- May 13-14, US freighter *Mayaguez* rescue mission, Koh Tang Island, Cambodia-- 41
  - May 13, USAF helicopter crash, *Mayaguez* support mission, Thailand --23
  - May 14, USAF helicopter crash (*Knife 21*), Koh Tang Island, Cambodia -- 1
  - May 14, USAF helicopter crash (*Knife 31*), Koh Tang Island, Cambodia --13
  - May 14, USAF Marine killed in combat with Khmer Rouge, Koh Tang -- 1
  - May, captured Marines inadvertently left behind, executed, Cambodia -- 3
57. 1987 -- May 17, USS *Stark* hit by Iraqi Air Force Mirage missiles, Persian Gulf<sup>2811</sup> -- 37

---

<sup>2803</sup> Cross-listed in Maritime.

<sup>2804</sup> Cross-listed in Maritime. This was before Pearl Harbor and U.S. declarations of war.

<sup>2805</sup> Cross-listed in Maritime. This was before Pearl Harbor and U.S. declarations of war -- part of Neutrality Patrol.

<sup>2806</sup> Cross-listed in Aviation.

<sup>2807</sup> Cross-listed in Aviation.

<sup>2808</sup> Cross-listed in Aviation.

<sup>2809</sup> Cross-listed in Aviation.

<sup>2810</sup> Cross-listed in Aviation.

<sup>2811</sup> Cross-listed in Maritime.

**VIOLENCE** Subset – **BOMBS/BOMBINGS** – Deadliest American --By **MORTALITY**

1.	1988 -- Dec 21, Pan Am Flight 103 blown-up over Lockerbie, Scotland <sup>2812</sup>	--(189 U.S.)	270
2.	1995 -- Apr 19, Oklahoma City bombing, Alfred P. Murrah Federal Building, OK <sup>2813</sup>	--	168
3.	1927 -- May 18, dynamite bombing, Bath Township Consolidated School, MI <sup>2814</sup>	--	46
4.	1962 -- May 22, Continental Flight 11 blown-up over Unionville, MO <sup>2815</sup>	--	45
5.	1955 -- Nov 01, United 629 blown-up (relative of passenger bomb), Longmont, CO	--	44
6.	1959 -- Nov 16, National Air Flight 967 crashes, suspected bomb, Gulf of Mexico <sup>2816</sup>	--	42
7.	1920 -- Sep 16, anarchist bombing / Wall Street terrorist attack, NY <sup>2817</sup>	--	30-38
8.	1960 -- Jan 06, National Air Flight 2511 blown-up, Bolivia, NC <sup>2818</sup>	--	34
9.	1904 -- June 06-08, labor violence, bombing/shooting, Cripple Creek, Teller Co., CO <sup>2819</sup>	--	21
10.	1910 -- Oct 01, labor violence/Trade Unionist bombing, <i>LA Times</i> , Los Angeles, CA <sup>2820</sup>	--	21
11.	1974 -- Sep 08, TWA Flight 841, Tel Aviv to NYC, terrorist bomb, Ionian Sea --US 20 of 88		
12.	2000 -- Oct 12, suicide terrorism, USS <i>Cole</i> bombed, Port of Aden, Yemen <sup>2821</sup>	--	17
13.	1901 -- July 04, strike riot, dynamite explosion, Smuggler Mine, Telluride, CO <sup>2822</sup>	--	15
14.	1886 -- May 3-4, Labor Haymarket Affair/bombing/riot/massacre, Chicago, IL <sup>2823</sup>	--	11
15.	1975 -- Dec 29, LaGuardia Airport bomb explosion, TWA baggage area, Brooklyn, NY--		11
16.	1985 -- May 13, gov. force, Philly police bomb MOVE group, row house fire, PA <sup>2824</sup>	--	11
17.	1916 -- July 22, Preparedness Day Parade bombing, San Francisco CA <sup>2825</sup>	--	10
18.	1917 -- Nov 24, bomb explosion, Central Police Station, Milwaukee, WI <sup>2826</sup>	--	10

**Other:**

	1967 -- Jan 06, suicide and homicide bomb explosion, Orbit Inn Motel, Las Vegas, NV	--	6
	1980 -- Sep 20, ex-wife & family killed by ex-husband's booby-trap bomb, Olathe, KS	--	6
	1993 -- Feb 26, World Trade Center terrorism bombing, NY, NY <sup>2827</sup>	--	6
	1976 -- Mar 02, suicidal dynamite explosion, Mason County Jail, Point Pleasant, WV	--	5
	1918 -- Sep 04, bomb explosion/terrorism, Federal Building, Chicago, IL	--	4
	1963 -- Sep 15, KKK members bomb 16 <sup>th</sup> Street Baptist Church, Birmingham, AL	--	4
	1974 -- Aug 06, Los Angeles Int. Airport bomb, near Pan Am overseas check-in, CA	--	3
	1978-1995 -- Unabomber bombs, terrorism	--	3

<sup>2812</sup> Sub-listed in Terrorism and cross-listed in Aviation.

<sup>2813</sup> Cross-listed in Violence – Mass Murder, and in Violence -- Terrorism.

<sup>2814</sup> Kehoe's bombs initially killed 37 elementary school children and 2 teachers. He murdered his wife. Detonated car bomb killing himself, school superintendent, village postmaster, postmaster's father-in-law. On August 22, 1927, student Beatrice Gibbs dies of injuries, and about one-year later 2<sup>nd</sup> grader Richard Fritz died of "lingering injuries." Cross-listed in Violence subset School Shootings/Bombings.

<sup>2815</sup> Cross-listed under Aviation and Violence-Mass Murder.

<sup>2816</sup> Cross-listed in Aviation. Presumed bomb explosion thought to be for collection of insurance.

<sup>2817</sup> Cross-listed in Violence Mass Murder and in Violence-Terrorism.

<sup>2818</sup> Cross-listed under Aviation and Violence-Mass Murder.

<sup>2819</sup> Cross-listed under Violence, Labor.

<sup>2820</sup> Cross-listed in Violence-Labor Subset and in Violence-Mass Murder.

<sup>2821</sup> Cross-listed in Violence-Terrorism.

<sup>2822</sup> Cross-listed in Violence-Labor Subset.

<sup>2823</sup> Cross-listed in Violence-Labor Subset.

<sup>2824</sup> Cross-listed under Fire-Structural and Violence, Governmental Use of Force

<sup>2825</sup> Cross-listed under Violence-Mass Murder.

<sup>2826</sup> Cross-listed in Violence-Terrorism.

<sup>2827</sup> Cross-listed in Violence-Terrorism.

1977 -- Aug 03, terrorism, Puerto Rican F.A.L.N bombings/2 bldgs., Manhattan, NY	--	1
1998 -- Jan 29, abortion clinic bombing, (Eric Rudolph), Birmingham, AL	--	1

**VIOLENCE** Subset – **BOMBS/BOMBINGS** – Deadliest American -- **CHRONOLOGICAL**

1. 1886 -- May 3-4, labor Haymarket Affair/bombing/riot/massacre, Chicago, IL -- 11
2. 1901 -- July 04, strike riot, dynamite explosion, Smuggler Mine, Telluride, CO -- 15
3. 1904 -- Jun 06-08, labor violence, bombing/shooting, Cripple Creek, Teller Co., CO -- 21
4. 1910 -- Oct 1, labor violence/Trade Unionist bombing, *LA Times*, Los Angeles, CA<sup>2828</sup>-- 21
5. 1916 -- July 22, mass murder, Preparedness Day Parade bombing, San Francisco, CA -- 10
6. 1917 -- Nov 24, bomb explosion, Central Police Station, Milwaukee, WI -- 10
- 1918 -- Sep 04, bomb explosion, Federal Building, Chicago, IL -- 4
7. 1920 -- Sep 16, anarchist bombing mass murder, Wall St. terrorist attack, NY<sup>2829</sup> --30-38
8. 1927 -- May 18, dynamite bombing, Bath Township Consolidated School, MI<sup>2830</sup> -- 46
9. 1955 -- Nov 01, United 629 blown-up (relative of passenger bomb), Longmont, CO -- 44
10. 1959 -- Nov 16, National Air Flight 967 crashes, suspected bomb, Gulf of Mexico<sup>2831</sup> -- 42
11. 1960 -- Jan 06, mass murder, National Air Flight 2511 blown-up, Bolivia, NC -- 34
12. 1962 -- May 22, mass murder, Continental Flight 11 blown-up over Unionville, MO -- 45
- 1963 -- Sep 15, KKK members bomb 16<sup>th</sup> Street Baptist Church, Birmingham, AL -- 4
- 1967 -- Jan 06, suicide and homicide bomb explosion, Orbit Inn Motel, Las Vegas, NV-- 6
- 1974 -- Aug 06, Los Angeles Int. Airport bomb, near Pan Am overseas check-in, CA -- 3
13. 1974 -- Sep 08, TWA Flight 841, Tel Aviv to NYC, terrorist bomb, Ionian Sea --US 20 of 88
14. 1975 -- Dec 29, LaGuardia Airport bomb explosion, TWA baggage area, Brooklyn, NY-- 11
- 1976 -- Mar 02, suicidal dynamite explosion, Mason County Jail, Point Pleasant, WV -- 5
- 1977 -- Aug 03, terrorism, Puerto Rican F.A.L.N bombings/2 bldgs., Manhattan, NY -- 1
- 1978-1995 -- Unabomber bombs, terrorism -- 3
- 1980 -- Sep 20, ex-wife & family killed by ex-husband's booby-trap bomb, Olathe, KS-- 6
15. 1985 -- May 13, gov. use of force, Philly Police bomb MOVE Group, row house fire, PA--11
16. 1988 -- Dec 21, Pan Am Flight 103 blown-up over Lockerbie, Scotland--<sup>2832</sup> --(189 U.S.) 270
- 1993 -- Feb 26, World Trade Center terrorism bombing, NY, NY -- 6
17. 1995 -- Apr 19, Oklahoma City bombing, Alfred P. Murrah Federal Building, OK<sup>2833</sup> -- 168
- 1998 -- Jan 29, abortion clinic bombing, (Eric Rudolph), Birmingham, AL -- 1

<sup>2828</sup> Cross-listed in Violence-Labor Subset and in Violence-Mass Murder.

<sup>2829</sup> Cross-listed in Violence Mass Murder and in Violence-Terrorism.

<sup>2830</sup> Kehoe's bombs initially killed 37 elementary school children and 2 teachers. He murdered his wife. Detonated car bomb killing himself, school superintendent, village postmaster, postmaster's father-in-law. On August 22, 1927, student Beatrice Gibbs dies of injuries, and about one-year later 2<sup>nd</sup> grader Richard Fritz died of "lingering injuries." Cross-listed in Violence subset School Shootings/Bombings.

<sup>2831</sup> Cross-listed in Aviation. Presumed bomb explosion thought to be for collection of insurance.

<sup>2832</sup> Sub-listed in Terrorism and cross-listed in Aviation.

<sup>2833</sup> Cross-listed in Violence – Mass Murder, and in Violence -- Terrorism.

18. 2000 -- Oct 12, suicide terrorism, USS *Cole* bombed, Port of Aden, Yemen

-- 17

**VIOLENCE – CIVIL WAR ATROCITIES and/or WAR CRIMES Subset – By Mortality**

1. 1864 -- July 30, Rebels kill wounded/surrendered/trapped black soldiers, Petersburg, VA -- ~500
2. 1864 -- Apr 20-22, Rebels kill black soldiers, runaway slaves, others, Plymouth, NC-300-400
3. 1864 -- Apr 12/13, massacre, Confederates kill captives, esp. Black, Fort Pillow, TN -- ~300
4. 1863 -- Aug 21, Atrocity/War Crime, Quantrell's Raiders attack Lawrence, KS -- 191
5. 1864 -- Apr 25, Rebels murder runaway slaves with Union force, Marks' Mills, AR>100-150
6. 1864 -- Feb 20, Atrocity, Confederates kill wounded black U.S. soldiers, Olustee, FL --25-75
7. 1864 -- Oct 03, Confederates murder wounded Union soldiers, Saltville, VA --24-70
8. 1864 -- Sep 16, Rebel Indian/Texan force murder black Union soldiers, Flat Rock, OK-- ≤40
9. 1862 -- Aug 10, Rebel cav. attacks fleeing Germans, Nueces River, Kenney Co., TX<sup>2834</sup>-9-28
10. 1865--Jan 25, Guerrillas kill black Union soldiers herding cattle ~Simpsonville, KY<sup>2835</sup>19-28
11. 1864 -- Sep 27, Train Robbery/Murders, Bill Anderson/Jesse James, Centralia MO<sup>2836</sup>--22-27
12. 1863 -- Aug 04, Massacre, Confederates kill captured Union black soldiers, Jackson, LA-- 23
13. 1864 -- Apr 30, Captured and/or wounded soldiers killed, Battle of Jenkins' Ferry, AR -->20
14. 1864 -- June 10, Confederates kill captured black soldiers, Battle of Brice's Cross Roads, MS-- >20
15. 1863 -- ~Jan 18, Shelton Laurel Massacre, Rebels murder Unionists, Madison Co., NC-- 13
16. 1862 -- Oct 18, Unionist disappears, Union Col. executes Rebel prisoners, Palmyra, MO-- 10
17. 1864 -- Apr 18, Rebels & Choctaws kill wounded & captured blacks, Poison Spring, AR->10
18. 1864 -- Aug 19, Rebels kill Fifth MI Cavalry soldiers after surrender ~ Berryville, VA-- ≥10
  
19. 1861 -- Sep 23, Free-state Unionist Jayhawker guerrillas sack and burn Osceola, MO -- 9

---

<sup>2834</sup> The range is meant to distinguish between execution of nine captured wounded and 19 others killed in the attack.

<sup>2835</sup> A KY road marker titles this a massacre, as do several sources (and a slaughter), but not without disagreement.

<sup>2836</sup> Cross-listed in Violence-Mass Murder. "Several" or "some" of the fatalities, which we translate as "3" were Centralia residents, not train passengers. Range for train killed from 22-25, mostly unarmed Union soldiers.

**VIOLENCE – CIVIL WAR ATROCITIES and/or WAR CRIMES -- Chronological**

1. 1861 -- Sep 23, Free-state Unionist Jayhawker guerrillas sack and burn Osceola, MO -- 9
2. 1862 -- Aug 10, Rebel cav. attacks fleeing Germans, Nueces River, Kenney Co., TX<sup>2837</sup>-9-28
3. 1862 -- Oct 18, Unionist disappears, Union Col. executes Rebel prisoners, Palmyra, MO-- 10
4. 1863 -- ~Jan 18, Shelton Laurel Massacre, Rebels murder Unionists, Madison Co., NC-- 13
5. 1863 -- Aug 04, massacre, Confederates kill captured Union black soldiers, Jackson, LA-- 23
6. 1863 -- Aug 21, atrocity/war Crime, Quantrell's Raiders attack Lawrence, KS -- 191
7. 1864 -- Feb 20, Atrocity, Confederates kill wounded black U.S. soldiers, Olustee, FL --25-75
8. 1864 -- Apr 12/13, Massacre, Confederates kill captives, esp. Black, Fort Pillow, TN -- ~300
9. 1864 -- Apr 18, Rebels & Choctaws kill wounded & captured blacks, Poison Spring, AR->10
10. 1864 -- Apr 20-22, Rebels kill black soldiers, runaway slaves, others, Plymouth, NC-300-400
11. 1864 -- Apr 25, Rebels murder runaway slaves with Union force, Marks' Mills, AR>100-150
12. 1864 -- Apr 30, Captured and/or wounded soldiers killed, Battle of Jenkins' Ferry, AR -->20
13. 1864 -- June 10, Confederates kill captured black soldiers, Battle of Brice's Cross Roads, MS-- >20
14. 1864 -- July 30, Rebels kill wounded/surrendered/trapped black soldiers, Petersburg, VA-- ~500
15. 1864 -- Aug 19, Rebels kill Fifth MI Cavalry soldiers after surrender ~Berryville, VA-- ≥10
16. 1864 -- Sep 16, Rebel Indian/Texan force murder black Union soldiers, Flat Rock, OK-- ≤40
17. 1864 -- Sep 27, Train Robbery/Murders, Bill Anderson/Jesse James, Centralia MO<sup>2838</sup>--22-27
18. 1864 -- Oct 03, Confederates murder wounded Union soldiers, Saltville, VA --24-70
19. 1865--Jan 25, Guerrillas kill black Union soldiers herding cattle ~Simpsonville, KY<sup>2839</sup>19-28

---

<sup>2837</sup> The range is meant to distinguish between execution of nine captured wounded and 19 others killed in the attack.

<sup>2838</sup> Cross-listed in Violence-Mass Murder. "Several" or "some" of the fatalities, which we translate as "3" were Centralia residents, not train passengers. The range for train killed is 22-25, mostly unarmed Union soldiers.

<sup>2839</sup> A KY road marker titles this a massacre, as do several sources (and a slaughter), but not without disagreement.



**VIOLENCE** Subset -- **CRUSHING/Trampling/Stampede/Suffocation**<sup>2840</sup> -- **By Mortality**

1. 1903 -- Dec 30, trampling and suffocation, Iroquois Theater fire, Chicago, IL<sup>2841</sup> -- 602
2. 1942 -- Nov 28, fire/trampling/suffocation, Cocanut Grove Nightclub, Boston, MA<sup>2842</sup>--498
3. 1876 -- Dec 05, fire, trampling and suffocation, Conway Theater, Brooklyn, NY<sup>2843</sup>--284-300
4. 1940 -- Apr 23, Rhythm Night Club fire/suffocation/trampling, Natchez, MS -- 209
5. 1908 -- Mar 04, fire, trampling & suffocation, Lakeview Sch., Collinwood, OH<sup>2844</sup> --172-178
6. 1908 -- Jan 13, fire and trampling, Rhoads Opera House, Boyertown, PA<sup>2845</sup> --169-175
7. 1902 -- Sep 20, fire panic and stampede, Shiloh Baptist Church, Birmingham, AL -- 115
8. 2003 -- Feb 20, fire, trampling, Station Nightclub, West Warwick, RI<sup>2846</sup> -- 100
9. 1913 -- Dec 24, crushing and trampling, Italian Hall Disaster, Calumet, MI --73-75
10. 1919 -- Nov 22, stove explosion/fire/crushing, dance hall/store, Ville Platte, LA<sup>2847</sup> --25-28
11. 1895 -- Dec 27, fire panic, trampling, Front Street Theater, Baltimore, MD -- 27
12. 1911 -- Aug 26, trampling and suffocation, Opera House, Canonsburg, PA -- 26
13. 1915 -- Oct 28, fire and trampling deaths, St. John's Parochial School, Peabody, MA<sup>2848</sup>-- 21
14. 2003 -- Feb 17, stampede/crushing/asphyxiation, E2/Epitome Night Club, Chicago, IL -- 21
15. 1876 -- Oct 30, fire scare/trampling, Chinese Royal Theatre, Jackson St. SF, CA --19-20
16. 1906 -- Jan 21, fire, trampling, St. Paul's Baptist Church, Philadelphia, PA -- 18
17. 1883 -- May 30, crushing and trampling deaths, Brooklyn Bridge, NY, NY -- 12
18. 1889 -- Dec 10, fire scare and trampling, Parke Theater/Opera House, Johnstown, PA -- 12
19. 1871 -- Nov 5, violence-trampling, African Baptist Meeting-house, Louisville, KY -- 11
20. 1905 -- Feb 27, floor collapse/fire scare/trampling, Church Service, Brooklyn NY<sup>2849</sup> -- 11
21. 1979 -- Dec 03, WHO concert crushing/trampling, Riverfront Colsm., Cincinnati OH -- 11
22. 1902 -- Apr 30, false-alarm fire panic, Harburger, Homan Cigar Factory, Philly, PA -- 8-10
23. 2021 -- Nov 05, crushing/trampling, Travis Scott Astroworld festival concert, Houston TX-- 10

**Other:**

- 1991 -- Dec 28, trampling/crushing, Nat Holman Gym basketball game, City College, NY-- 9

---

<sup>2840</sup> An admittedly arbitrary listing under Violence – seems like a violent way to die to the author.

<sup>2841</sup> Cross-listed in Fire-Structural

<sup>2842</sup> Cross-listed in Fire-Structural.

<sup>2843</sup> Cross-listed under Fire-Structural

<sup>2844</sup> Cross-listed under Fire-Structural

<sup>2845</sup> Cross-listed under Fire-Structural

<sup>2846</sup> Cross-listed under Fire-Structural

<sup>2847</sup> Cross-listed in Explosions and in Fires/Structural – about half the fatalities were due to crushing.

<sup>2848</sup> Cross-listed in Fire-Structural. Most of the girls died at the door block.

<sup>2849</sup> Cross-listed under Structural Failures

**VIOLENCE** Subset -- **CRUSHING/Tramplng/Stampede/Suffocation**<sup>2850</sup> -- **Chronological**

1. 1871 -- Nov 5, tramplng, African Baptist Meeting-house, Louisville, KY -- 11
2. 1876 -- Oct 30, fire scare/tramplng, Chinese Royal Theatre, Jackson St. SF, CA --19-20
3. 1876 -- Dec 05, Fire, Tramplng, Suffocation, Conway Theater, Brooklyn, NY<sup>2851</sup> --284-300
  
4. 1883 -- May 30, Crushing/Tramplng, Brooklyn Bridge, NY, NY -- 12
5. 1889 -- Dec 10, Fire Scare, Tramplng, Parke Theater/Opera House, Johnstown, PA -- 12
  
6. 1895 -- Dec 27, Fire Panic, Tramplng, Front St. Theater, Baltimore, MD -- 27
  
7. 1902 -- Apr 30, False-alarm fire panic, Harburger, Homan Cigar Factory, Philly, PA -- 8-10
8. 1902 -- Sep 20, Panic/Stampede, Shiloh Baptist Church Birmingham, AL -- 115
9. 1903 -- Dec 30, Tramplng, Suffocation, Iroquois Theater Fire, Chicago, IL<sup>2852</sup> -- 602
10. 1905 -- Feb 27, Floor Collapse/Fire Scare/Tramplng, Church Service, Brooklyn NY<sup>2853</sup>-- 11
11. 1906 -- Jan 21, Fire, Tramplng, St. Paul's Baptist Church, Philadelphia, PA -- 18
12. 1908 -- Jan 13, Fire and Tramplng, Rhoads Opera House, Boyertown, PA<sup>2854</sup> --169-175
13. 1908 -- Mar 04, Fire/Tramplng/Suffocation, Lakeview Sch., Collinwood, OH<sup>2855</sup> --172-178
  
14. 1911 -- Aug 26, Tramplng/Suffocation, Opera House, Canonsburg, PA -- 26
15. 1913 -- Dec 24, Crushing/Tramplng Italian Hall Disaster, Calumet, MI --73-75
16. 1915 -- Oct 28, Fire, Tramplng, St. John's Parochial School, Peabody, MA<sup>2856</sup> -- 21
17. 1919 -- Nov 22, Stove Explos./Fire/Crushing, Dance Hall/Store, Ville Platte LA<sup>2857</sup> --25-28
  
18. 1940 -- April 23, Rhythm Night Club fire/suffocation/tramplng, Natchez, MS -- 209
19. 1942 -- Nov 28, Fire/tramplng/suffocation, Cocanut Grove Nightclub, Boston, MA<sup>2858</sup>--498
20. 1979 -- Dec 3, WHO Concert Crushing/Tramplng, Riverfront Colsm., Cincinnati OH-- 11
  
- 1991 -- Dec 28, Tramplng/crushing, Nat Holman Gym basketball game, City College, NY-9
  
21. 2003 -- Feb 17, Stampede/Crushing/Asphyxiation, E2/Epitome Night Club, Chicago, IL-- 21
22. 2003 -- Feb 20, Fire, Tramplng, Station Nightclub, West Warwick, RI<sup>2859</sup> -- 100
  
23. 2021 -- Nov 5, crushing/tramplng, Travis Scott Astroworld festival concert, Houston TX--10

---

<sup>2850</sup> An admittedly arbitrary listing under Violence – seems like a violent way to die to the author.

<sup>2851</sup> Cross-listed under Fire-Structural

<sup>2852</sup> Cross-listed in Fire-Structural

<sup>2853</sup> Cross-listed under Structural Failures

<sup>2854</sup> Cross-listed under Fire-Structural

<sup>2855</sup> Cross-listed under Fire-Structural

<sup>2856</sup> Cross-listed in Fire-Structural. Most of the girls died at the door block.

<sup>2857</sup> Cross-listed in Explosions and in Fires/Structural – about half the fatalities were due to crushing.

<sup>2858</sup> Cross-listed in Fire-Structural.

<sup>2859</sup> Cross-listed under Fire-Structural

**VIOLENCE** Subset -- **DEHYDRATION** -- **By Mortality**

1. 2022 -- June 27, tractor trailer found with dead/dying migrants inside, San Antonio TX--53
2. 1980 -- July 5-6, smugglers abandon immigrants, dehydration, Organ Pipe Cactus Nat. Mon., AZ<sup>2860</sup>--13

---

<sup>2860</sup> Cross-listed in Violence in that smugglers deliberately abandoned these immigrants (men, women, children), after stealing their possessions (as well as an 18-month-old baby), and did not disclose that safety could be sought by going to a highway just three miles away.

**VIOLENCE** Subset – **FORCED MARCHES/Relocations, Trails of Tears** – **By Mortality**

1. 1838 -- May-March 1839, Cherokee Relocation, NE AL/NW GA/SE TN/NW NC to OK<sup>2861</sup> ~4,000
2. 1863 -- Sep 4-18, Nome Cult Trail of Tears, Concow Maidu, Chico to Round Valley, CA~32

**VIOLENCE** Subset – **Forced Marches/Relocations, Trails of Tears** – **Chronological**

1. 1838 -- May-March 1839, Cherokee Relocation, NE AL/NW GA/SE TN/NW NC to OK<sup>2862</sup> ~4,000
2. 1863 -- Sep 4-18, Nome Cult Trail of Tears, Concow Maidu, Chico to Round Valley, CA~32

---

<sup>2861</sup> Also referred to as Cherokee Trail of Tears as well as a “forced-march” relocation. Geographic area of coverage comes from sources in Narrative document and map in Thornton (1990) from Morris, Goins and McReynolds ([1965] 1986:20), entitled “The Trail of Tears.” Shows two Cherokee relocation routes from area encompassing north/northwest GA, southwest NC, southeast TN and northeast AL. One route is northwest through TN into KY, westward to southern IL, then down into southeastern MO, into northern Ark. and then westward into OK. Second route was westward through TN and AR to OK.

<sup>2862</sup> Also referred to as Cherokee Trail of Tears as well as a “forced-march” relocation. Geographic area of coverage comes from sources in Narrative document and map in Thornton (1990) from Morris, Goins and McReynolds ([1965] 1986:20), entitled “The Trail of Tears.” Shows two Cherokee relocation routes from area encompassing north/northwest GA, southwest NC, southeast TN and northeast AL. One route is northwest through TN into KY, westward to southern IL, then down into southeastern MO, into northern Ark. and then westward into OK. Second route was westward through TN and AR to OK.

**VIOLENCE** Subset -- **GOVERNMENTAL USE of FORCE** -- **By MORTALITY**

1. 1993 -- Apr 19, FBI/ATF attack Branch Davidian Compound/fire near Waco, TX<sup>2863</sup> -- 75
2. 1866 -- May 01-3, racial riots, Irish police lead riots against blacks, Memphis, TN<sup>2864</sup> --46-48
3. 1967 -- July 23-26, Detroit racial riots and excessive use of Governmental force, MI<sup>2865</sup>-- 43
4. 1971 -- Sep 09-13, Attica Prison riot and government re-taking of prison, Attica, NY<sup>2866</sup>-- 39
5. 1849 -- May 10, Astor Place Opera House riot & government response, NYC --16-30
6. 1879 -- Jan 09, Army soldiers kill No. Cheyenne escaping Camp Robinson, NW NE --27-30
7. 1861 -- May 10, Camp Jackson Affair, Union German unit kills civilians, St Louis, MO-->28
8. 1914 -- Apr 20, gov. force, Ludlow Massacre (CO NG attacks mining strikers)<sup>2867</sup> --18-25
9. 1897 -- Sep 10, Lattimer Massacre, deputies shoot striking miners, Lattimer, PA<sup>2868</sup> -- 19
10. 1937 -- Mar 21, Ponce massacre, police fire on marchers, Ponce, Puerto Rico -- 19
11. 1967 -- July 12-17 (esp. 13<sup>th</sup>), police violence and racial rioting, Newark, NJ<sup>2869</sup> -- ~19
  
12. 1943 -- June 20-22, Detroit racial riots, MI (subset of 34 dead) police killed only blacks-- 17
13. 1888 -- Dec 08, Hawes lynch mob fired on, Jefferson County Jail, Birmingham, AL --10-15
14. 1985 -- May 13, gov. force, Philly Police bomb MOVE group, row house fire, PA<sup>2870</sup> -- 11
15. 1937 -- May 30, unarmed striking steel workers shot by police, Chicago, IL<sup>2871</sup> -- 10

**Other:**

1. 1919 -- Sep 09-11, Boston Police strike, martial law, U.S. Cavalry charge, MA<sup>2872</sup> -- 5-9
2. 1886 -- May 05, strikers/bystanders shot by Wisc. militia, Bay View, Milwaukee, WI<sup>2873</sup>-- 7
3. 1916 -- Nov 05, labor violence, IWW workers/local law enforcement, Everett, WA<sup>2874</sup>-- 7
4. 1886 -- Apr 09, Governmental Violence, Labor Riot, East St. Louis, IL -- 6
5. 1927 -- Nov 21, Colorado Rangers shoot striking miners, Columbine Mine, Serene, CO<sup>2875</sup>--6
6. 1970 -- May 04, Kent State demonstration and OH National Guard shootings, OH -- 4
7. 1992 -- Aug 21-22, violence, govmnt. use of force, U.S. Marshals/FBI, Ruby Ridge, ID-- 3
8. 1932 -- July 28, US Military moves on "Bonus Expeditionary Force" vets, DC -- 2

---

<sup>2863</sup> In addition, on Feb 28, 1993 10 died (4 ATF and 6 Davidians) when a force of about 100 ATF agents attempted to serve David Koresh at the Davidian compound near Waco.

<sup>2864</sup> Forty-six blacks killed by police and rioters; 2 whites killed by friendly-fire. Cross-listed in Racial Violence.

<sup>2865</sup> According to Hofstadter, "The police killed twenty or twenty-one, the National Guard perhaps as many as nine, and the rioters two or three."

<sup>2866</sup> Cross-listed in Prison Riots.

<sup>2867</sup> Cross-listed in Violence-Labor-Related.

<sup>2868</sup> Cross-listed in Violence Subset Labor-Related Violence

<sup>2869</sup> Of the 25-26 deaths, 23 were from gunshots, approximately 19 of those by local and State Police and State National Guard. Cross-listed in Racial Violence.

<sup>2870</sup> Cross-listed in Fire-Structural and Violence, Bombings.

<sup>2871</sup> Cross-listed in Violence sub-section Labor-Related.

<sup>2872</sup> Cross-listed in Violence/Labor-Related. The difference in numbers has to do with different estimates of those killed by government forces alone.

<sup>2873</sup> Cross-listed in Violence subset Labor-Related.

<sup>2874</sup> Cross-listed in Violence subset Labor-Related.

<sup>2875</sup> Cross-listed in Labor Violence.

**VIOLENCE** Subset -- **GOVERNMENTAL USE of FORCE** – **CHRONOLOGICAL**

1. 1849 -- May 10, Astor Place Opera House riot and government response, NYC --16-30
2. 1861 -- May 10, Camp Jackson Affair, Union German unit kills civilians, St Louis, MO-->28
3. 1866 -- May 01-3, racial riots, Irish police lead riots against blacks, Memphis, TN<sup>2876</sup> --46-48
4. 1879 -- Jan 9, Army soldiers kill No. Cheyenne escaping Camp Robinson, NW NE --27-30
  - 1886 -- Apr 09, governmental violence, labor riot, East St. Louis, IL -- 6
  - 1886 -- May 05, strikers/bystanders shot by Wisc. militia, Bay View, Milwaukee, WI<sup>2877</sup>-- 7
5. 1888 -- Dec 08, Hawes lynch mob fired on, Jefferson County Jail, Birmingham, AL --10-15
6. 1897 -- Sep 10, Lattimer Massacre, deputies shoot striking miners, Lattimer, PA<sup>2878</sup> -- 19
7. 1914 -- Apr 20, gov. force, Ludlow Massacre (CO NG attacks striking miners)<sup>2879</sup> --18-25
  - 1916 -- Nov 05, labor violence, IWW workers/local law enforcement, Everett, WA<sup>2880</sup>-- 7
  - 1919 -- Sep 9-11, Boston Police strike, martial law, U.S. Cavalry charge, MA<sup>2881</sup> -- 5-9
  - 1927 -- Nov 21, Colorado Rangers shoot striking miners, Columbine Mine, Serene, CO<sup>2882</sup>-6
  - 1932 -- July 28, US military moves against “Bonus Expeditionary Force” vets, DC -- 2
8. 1937 -- Mar 21, Ponce massacre, police fire on marchers, Ponce, Puerto Rico -- 19
9. 1937 -- May 30, unarmed striking steel workers shot by police, Chicago, IL<sup>2883</sup> -- 10
10. 1943 -- June 20-22, Detroit racial riots, MI (subset of 34 dead) police killed only blacks-- 17
11. 1967 -- July 12-17 (esp. 13<sup>th</sup>), police violence and racial rioting, Newark, NJ<sup>2884</sup> -- ~19
12. 1967 -- July 23-26, Detroit racial riots and excessive use of Governmental force, MI<sup>2885</sup>-- 43
  - 1970 -- May 04, Kent State demonstration and OH National Guard shootings, OH -- 4
13. 1971 -- Sep 09-13, Attica prison riot / government re-taking of prison, Attica, NY -- 39
14. 1985 -- May 13, gov. force, Philly Police bomb MOVE group, row house fire, PA<sup>2886</sup> -- 11
  - 1992 -- Aug 21-22, violence, gov. use of force, U.S. Marshals/FBI, Ruby Ridge, ID -- 3

<sup>2876</sup> Forty-six blacks killed by police and rioters; 2 whites killed by friendly-fire. Cross-listed in Racial Violence.

<sup>2877</sup> Cross-listed in Violence subset Labor-Related.

<sup>2878</sup> Listed as well under the Violence Subset Labor-Related Violence.

<sup>2879</sup> Cross-listed under Violence-Labor-Related.

<sup>2880</sup> Cross-listed in Violence subset Labor-Related.

<sup>2881</sup> Cross-listed in Violence/Labor-Related. The difference in numbers has to do with different estimates of those killed by government forces alone.

<sup>2882</sup> Cross-listed in Labor Violence.

<sup>2883</sup> Cross-listed in Violence sub-section Labor-Related.

<sup>2884</sup> Of the 25-26 deaths, 23 were from gunshots, approximately 19 of those by local and State Police and State National Guard. Cross-listed in Racial Violence.

<sup>2885</sup> This is a subset of 43 riot-related deaths. According to Hofstadter, “The police killed twenty or twenty-one, the National Guard perhaps as many as nine, and the rioters two or three.”

<sup>2886</sup> Cross-listed in Fire-Structural.

15. 1993 -- Apr 19, FBI/ATF attack Branch Davidian compound/fire, near Waco, TX -- 75

## **VIOLENCE** Subset -- **LABOR-Related** Clashes, Incidents, Riots -- **By Mortality**

1. 1877 -- July 17-27, Great Railroad Strike, workers vs. police/military, esp. WV/MD/IL/PA/NY/OH--100-137
2. 1887 -- Nov 23-25, violence, racial/labor, striking sugarcane workers, Thibodaux, LA<sup>2887</sup> --30->50
3. 1921 -- Aug 27-Sep 3, Battle of Blair Mt., Miners vs. Operators, Logan Co., WV --16->50
4. 1885 -- Sep 2, Labor/Racial Violence/Massacre, Chinese Miners, Rock Springs WY<sup>2888</sup>-- 28
5. 1914 -- Apr 20, Ludlow Massacre (CO NG Attacks Striking Miners) Ludlow, CO<sup>2889</sup> --18-25
6. 1922 -- Jun 21-22, Union miners murder non-union men and Guards ~Herrin, IL<sup>2890</sup> -- 23
7. 1904 -- Jun 6-8, Labor Violence, Bombing/Shooting, Cripple Creek, Teller County CO-- 21
8. 1905 -- Apr 6-Jul 19, Labor Violence, Teamsters' Strike and Riots, Chicago, IL -- 21
9. 1910 -- Oct 1, Labor Violence/Trade Unionist Bombing, *LA Times*, Los Angeles, CA<sup>2891</sup>-- 21
10. 1922 -- Jul 17, Striking Miners attack Saledka Mine, Sheriffs men, Cliftonville, WV -- 9-21
11. 1921 -- May 12-15, Battle of the Tug, coal mine labor conflict, Mingo County, WV -- 6-20
12. 1867 -- Apr 18, Labor Riot, Silver Bend Mining Co., Belmont, NV -- 20
13. 1911 -- Mar 9-15, Violence, Race Strike, Queen & Crescent Rail, KY, TN<sup>2892</sup> -- 20
14. 1924 -- Sep 9, Labor Violence, Filipino Strikers/Sheriffs Clash, Hanapepe, Kauai, HI -- 20
15. 1897 -- Sep 10, Lattimer Massacre, Deputies Shoot Striking Miners, Lattimer, PA<sup>2893</sup> -- 19
16. 1913 -- Feb 10, Labor Vio., Miners & Guards Clash, ~Mucklow, Kanawha County, WV-- 16
17. 1901 -- July 04, Strike Riot, Dynamite Explosion, Smuggler Mine, Telluride, CO<sup>2894</sup> -- 15
18. 1898 -- Oct 12, Labor Violence, coal miners and mine guards shootout, Virden, IL --12-13
19. 1886 -- May 3-4, Labor Haymarket Affair/Bombing/Riot/Massacre, Chicago, IL<sup>2895</sup> -- 11
20. 1891 -- Apr 2, Violence, Deputies Kill Strikers, Morewood Mine, Morewood, PA -- 11
21. 1892 -- July 06, Violence, Strikers & Pinkertons, Carnegie Steel, Homestead, PA -- 11
22. 1920 -- May 19, Matewan Massacre, coal miners/owners conflict, Mingo Co., WV --10-11
23. 1937 -- May 30, Unarmed Striking Steel Workers Shot by Police, Chicago, IL<sup>2896</sup> -- 10

### **OTHER:**

- 1919 -- Sep 9-11, Boston Police Strike, Martial Law, U.S. Cavalry Charge, MA<sup>2897</sup> -- 5-9  
1886 -- May 05, Strikers/bystanders shot by Wisc. militia, Bay View, Milwaukee, WI<sup>2898</sup>-- 7

<sup>2887</sup> There were unconfirmed reports of up to 300 fatalities. Cross-listed in Violence – Racial/Ethnic.

<sup>2888</sup> Cross-listed in Violence-Racial Subset.

<sup>2889</sup> Cross-listed in Violence subset, Governmental Use of Force.

<sup>2890</sup> Two striking union-miners were killed by mine guards on June 21 upon attack by large group of striking miners and one other died of wounds on July 13. 19-20 non-union miners and mine guards were murdered on June 22 by union miners. (The coroner's records turned over to the grand jury indicated 20 nonunion men, while the records of the undertakers who buried them indicated 19 burials – 19 was the number used in great majority of accounts.) On Oct. 2 Ignus Kubins, a hospitalized nonunion miner died of his wounds. Thus, there were 23 certain fatalities, and possibly more. There were reports of missing men, of men tossed into a pond or drowned in a river while attempting to escape, and of men burned and consumed in the burning of railroad cars at the strip mine, thus the possibility exists of one or more additional deaths. Cross-listed in Violence-Mass Murder.

<sup>2891</sup> Cross-listed in Violence-Labor Subset and in Violence-Mass Murder.

<sup>2892</sup> Cross-listed in Violence-Racial Subset.

<sup>2893</sup> Listed as well under Violence Subset Labor-Related

<sup>2894</sup> Cross-listed in Violence-Bombing Subset.

<sup>2895</sup> Cross-listed in Violence-Bombing Subset.

<sup>2896</sup> Cross-listed in Violence sub-section Governmental Use of Force.

<sup>2897</sup> Cross-listed in Violence/Labor-Related. The difference in numbers has to do with different estimates of those killed by government forces alone.

<sup>2898</sup> Cross-listed in Violence subset Governmental Use of Force.



1916 -- Nov 05, labor violence, IWW workers/local law enforcement, Everett, WA<sup>2899</sup>-- 7  
1919 -- Nov 11, Violence, Armistice Day Parade, Amer. Legion/IWW, Centralia, WA-- 6  
1927 -- Nov 21, Colorado Rangers shoot striking miners, Columbine Mine, Serene, CO<sup>2900</sup>-6

**VIOLENCE** subset--**LABOR-related** Clashes, Incidents, Riots – **By Mortality** –continued:

1894 -- May 24, Labor Battle, Washington Coal and Coke Co, Sickle Hollow, PA -- 5

---

<sup>2899</sup> Cross-listed in Violence subset Governmental Use of Force.

<sup>2900</sup> Cross-listed in Violence subsection – Governmental Use of Force.

## **VIOLENCE** Subset -- **LABOR-Related** Clashes, Incidents, Riots -- **Chronological**

1. 1867 -- Apr 18, labor riot, Silver Bend Mining Co., Belmont, NV -- 20
2. 1877 -- July 17-27, Great Railroad Strike, workers vs. police/military, esp. WV/MD/IL/PA/NY/OH--100-137
3. 1885 -- Sep 02, labor/racial violence/massacre, Chinese miners, Rock Springs WY<sup>2901</sup>-- 28
4. 1886 -- May 3-4, Labor Haymarket Affair/Bombing/Riot/Massacre, Chicago, IL<sup>2902</sup> -- 11  
1886 -- May 05, Strikers/bystanders shot by Wisc. militia, Bay View, Milwaukee, WI<sup>2903</sup>-- 7
5. 1887 -- Nov 23-25, Violence, racial/labor, striking sugarcane workers, Thibodaux, LA<sup>2904</sup> --30->50
6. 1891 -- Apr 2, Violence, Deputies Kill Strikers, Morewood Mine, Morewood, PA -- 11
7. 1892 -- July 06, Violence, Strikers & Pinkertons, Carnegie Steel, Homestead, PA -- 11  
1894 -- May 24, Labor Battle, Washington Coal and Coke Co, Sickle Hollow, PA -- 5
8. 1897 -- Sep 10, Lattimer Massacre, Deputies Shoot Striking Miners, Lattimer, PA<sup>2905</sup> -- 19
9. 1898 -- Oct 12, Labor Violence, coal miners and mine guards shootout, Virden, IL --12-13
10. 1901 -- July 04, Strike Riot, Dynamite Explosion, Smuggler Mine, Telluride, CO<sup>2906</sup> -- 15
11. 1904 -- Jun 6-8, Labor Violence, Bombing/Shooting, Cripple Creek, Teller County CO-- 21
12. 1905 -- Apr 6-Jul 19, Labor Violence, Teamsters' Strike and Riots, Chicago, IL -- 21
13. 1910 -- Oct 1, Labor Violence/Trade Unionist Bombing, *LA Times*, Los Angeles, CA<sup>2907</sup>-- 21
14. 1911 -- Mar 9-15, Violence, Race Strike, Queen & Crescent Rail, KY, TN<sup>2908</sup> -- 20
15. 1913 -- Feb 10, Labor Vio., Miners & Guards Clash, ~Mucklow, Kanawha County, WV-- 16
16. 1914 -- Apr 20, Ludlow Massacre (CO NG Attacks Striking Miners) Ludlow, CO<sup>2909</sup> --18-25  
1916 -- Nov 05, Labor Violence, IWW workers/local law enforcement, Everett, WA<sup>2910</sup>-- 7  
1919 -- Sep 9-11, Boston Police Strike, Martial Law, U.S. Cavalry Charge, MA<sup>2911</sup> -- 5-9  
1919 -- Nov 11, Violence, Armistice Day Parade, Amer. Legion/IWW, Centralia, WA-- 6
17. 1920 -- May 19, Matewan Massacre, coal miners/owners conflict, Mingo Co., WV --10-11
18. 1921 -- May 12-15, Battle of the Tug, coal mine labor conflict, Mingo County, WV -- 6-20
19. 1921 -- Aug 27-Sep 3, Battle of Blair Mt., Miners vs. Operators, Logan Co., WV --16->50
20. 1922 -- Jun 21-22, Union miners murder non-union men and Guards ~Herrin, IL<sup>2912</sup> -- 23

---

<sup>2901</sup> Cross-listed in Violence-Racial Subset.

<sup>2902</sup> Cross-listed in Violence-Bombing Subset.

<sup>2903</sup> Cross-listed in Violence subset Governmental Use of Force.

<sup>2904</sup> There were unconfirmed reports of up to 300 fatalities. Cross-listed in Violence – Racial/Ethnic.

<sup>2905</sup> Listed as well under Violence Subset Labor-Related

<sup>2906</sup> Cross-listed in Violence-Bombing Subset.

<sup>2907</sup> Cross-listed in Violence-Labor Subset and in Violence-Mass Murder.

<sup>2908</sup> Cross-listed in Violence-Racial Subset.

<sup>2909</sup> Cross-listed in Violence subset, Governmental Use of Force.

<sup>2910</sup> Cross-listed in Violence subset Governmental Use of Force.

<sup>2911</sup> Cross-listed in Violence – Governmental Use of Force. The difference in numbers has to do with different estimates of those killed by government forces alone.

<sup>2912</sup> Two striking union-miners killed by mine guards June 21 upon attack by large group of striking miners and one other died of wounds July 13. 19-20 non-union miners and mine guards were murdered on June 22 by union miners. (The coroner's records turned over to the grand jury indicated 20 nonunion men, while the records of the undertakers who buried them indicated 19 burials – 19 was the number used in great majority of accounts.)

21. 1922 -- Jul 17, Striking Miners attack Saledka Mine, Sheriffs men, Cliftonville, WV -- 9-21  
1927 -- Nov 21, Colorado Rangers shoot striking miners, Columbine Mine, Serene, CO<sup>2913</sup>-6

**VIOLENCE** Subset -- **LABOR-Related** Clashes, Incidents, Riots – **Chronological** (cont.)

22. 1937 -- May 30, Unarmed Striking Steel Workers Shot by Police, Chicago, IL<sup>2914</sup> -- 10

---

On Oct. 2 Ignus Kubins, a hospitalized nonunion miner died of his wounds. Thus, there were 23 certain deaths; possibly more. Were reports of missing men, of men tossed into a pond or drowned in a river while attempting escape, and of men burned and consumed in the burning of railroad cars at the strip mine. Thus the possibility of one or more additional deaths. Cross-listed in Violence-Mass Murder.

<sup>2913</sup> Cross-listed in Violence subsection – Governmental Use of Force.

<sup>2914</sup> Cross-listed in Violence sub-section Governmental Use of Force.

**VIOLENCE -- MASS EXECUTIONS**

1. 1873 -- Nov 7 -8, Spanish execute captured gunrunner *Virginus* crew, Santiago de Cuba--53

**VIOLENCE – MASS HANGING**

1. 1862 -- Dec 26, mass hanging of Dakota Natives accused of 1862 war massacres, Mankato, MN<sup>2915</sup>--38

---

<sup>2915</sup> See Aug 17-Sep, 1872 entry above noting the deaths of 300-650 MN white settlers in the “uprising.”

**VIOLENCE – Mass Murder/Killing Spree/Manslaughter/Shootout Subset<sup>2916</sup> – Mortality**

1. 1978 -- Nov 18, Jonestown Massacre, Peoples Temple mass suicide-murder, Guyana<sup>2917</sup>-- 918
2. 1971 -- Feb 25-May 21, Juan Corona migrant farm worker killings, ~Yuba City, CA -- 25
3. 2003 -- May 13-14, illegal immigrants suffocate, hot/airless milk trailer, Victoria, TX -- 19
4. 1916 -- Jan 10, mass murder, Americans on train 50M west of Chihuahua City, MX --16-17
5. 2001 -- May ~24, smugglers abandon immigrants without water in desert heat, AZ<sup>2918</sup>-- 14
6. 1981 -- Mar-Apr, hospital nurse kills elderly patients, Perris & Banning, CA -- 12
7. 1921 -- June 25/26, Mass Murder/home then burned, Hamilton/Drew families, ~Mayfield, KY-- 11
8. 2002 -- Oct 13, decomposed bodies of illegal aliens found in railcar, Denison, IA -- 11
9. 2005 -- Jan 26, train hits parked SUV; derails; hits parked train, Glendale, CA<sup>2919</sup> -- 11
10. 1916 -- mass killing, Archer Home for Elderly, Windsor, New Haven County, CT -- 10
11. 1974 -- Jan 15-Jan 19, 1991-- D. Rader serial murders, Wichita area, Sedgwick Co., KS-- 10
12. 1984 -- May-Nov, Bobby Joe Long serial killings of women, Tampa Bay Area, FL -- ≥10
13. 2017 -- July 23, migrants die in hot semi-trailer found in parking lot, San Antonio, TX-- 10

**Some examples of events with 6-9 deaths:**

- 1978 -- June 22, drifters kill family of 3; 6 steakhouse workers/July 16, Purcell & OK City, OK-- 9
- 1912 -- June 10, family and two girls murdered in sleep with axe, Villisca, IA -- 8
- 1916 -- Mar 05-6, Daniel Okane kills family (7) and commits suicide, Lawton, OK -- 8
- 1929 -- Dec 25, C.D. Lawson kills wife, six children, suicide, Walnut Cove, NC -- 8
- 1966 -- July 14, Richard Speck mass murder of nurses, dorm room, Chicago, IL -- 8
- 1971 -- June 14, “dope den” “execution style” shootings, motel room, Detroit, MI -- 8
- 1987 -- July 11/12, man shoots parents/in-laws/wife/2 children/himself, Federal Way, WA-- 8
- 2020 -- Sep 06, mass shooting of Laotians, illegal marijuana growing house, Aguanga, CA-- 7
- 1932 -- Nov 24, Julian Marcelino rampage with knives, Seattle, WA -- 6
- 1980 -- Sep 20, ex-wife & family killed by ex-husband’s booby-trap bomb, Olathe, KS -- 6

---

<sup>2916</sup> See Shooting Incidents for Mass Murder/Manslaughter using firearms.

<sup>2917</sup> Cross-listed in Mass Suicide. Guyana is in northeast South America, Venezuela to the west, Brazil to the south and southwest and Suriname to the east. All were from U.S. except for a number of adopted Guyana children.

<sup>2918</sup> Cross-listed in Heat.

<sup>2919</sup> Cross-listed in Rail, and in Vehicular. The driver of the SUV was allegedly going to commit suicide via train collision, but got out prior to impact. Was sentenced to eleven life sentences for murder.

**VIOLENCE – MASS MURDER / Manslaughter** Subset<sup>2920</sup> – **Chronological**

- 1856 -- May 24/25, John Brown men kill pro-slavery men ~Pottawatomie Creek, Franklin Co., KS-- 5  
 1858 -- May 19, Marias des Cygnes Massacre, pro-slavery force raid, Trading Post, KS-- 5
- 1912 -- June 10, family and two girls murdered in sleep with axe, Villisca, IA -- 8
1. 1916 -- multiple killings, Archer Home for Elderly, Windsor, New Haven County, CT-- 10
  2. 1916 -- Jan 10, mass murder, Americans on train 50M W. Chihuahua City, MX --16-17  
 1916 -- Mar 5-6, Daniel Okane kills family (7) and commits suicide, Lawton, OK -- 8
  3. 1921 -- June 25/26, mass murder/home then burned, Hamilton/Drew families, ~Mayfield, KY-- 11  
 1929 -- Feb 14, St. Valentine’s Day Massacre, Capone gang vs. Moran gang, Chicago, IL-- 7  
 1929 -- Dec 25, C.D. Lawson kills wife, six children, suicide, Walnut Cove, NC -- 8
  - 1932 -- Nov 24, violence, Julian Marcelino rampage with knives, Seattle, WA -- 6  
 1933 -- June 17, shooting murder of four law officers plus prisoner, Kansas City, MO -- 5
  - 1945 -- July 08, U.S. Army guard machine-guns sleeping German POWs, Salina, UT -- 9
  4. 1958 -- Jan 21-29, Starkweather killing spree, 9 in Nebraska, 1 in Wyoming -- 10  
 1966 -- July 14, Richard Speck mass murder of nurses, dorm room, Chicago, IL -- 8
  5. 1971 -- Feb 25-May 21, Juan Corona migrant farm worker killings, ~Yuba City, CA -- 25  
 1971 -- June 14, “dope den” “execution style” shootings, motel room, Detroit, MI -- 8
  6. 1974 -- Jan 15-Jan 19, 1991, D. Rader serial murders, Wichita area, Sedgwick Co., KS-- 10  
 1978 -- June 22, drifters kill family of 3; 6 steakhouse workers/July 16, Purcell & OK City, OK-9
  7. 1978 -- Nov 18, Jonestown Massacre, Peoples Temple mass suicide-murder, Guyana<sup>2921</sup>-- 918  
 1980 -- Sep 20, ex-wife & family killed by ex-husband’s booby-trap bomb, Olathe, KS-- 6
  8. 1981 -- March-April, hospital nurse kills elderly patients, Perris & Banning, CA -- 12  
 1987 -- July 11/12, man shoots wife, two children, parents, in-laws, self, Federal Way, WA-8
  9. 2001 -- May ~24, smugglers abandon immigrants without water in desert heat, AZ<sup>2922</sup>-- 14
  10. 2002 -- Oct 13, decomposed bodies of illegal aliens found in railcar, Denison, IA -- 11
  11. 2003 -- May 13-14 illegal immigrants suffocate, hot/airless milk trailer, Victoria, TX -- 19
  12. 2005 -- Jan 26, train hits parked SUV; Derails; hits parked train, Glendale, CA<sup>2923</sup> -- 11  
 2006 -- Oct 2, West Nickel Mines School (Amish) shooting, Lancaster County, PA<sup>2924</sup>-- 6  
 2015 -- May 17, violence, biker-gangs/Police shoot-out at Twin Peaks restaurant, Waco, TX-- 9
  13. 2015 -- Dec 2, terrorism, Muslim couple attack, Inland Regional Ctr., San Bernardino, CA<sup>2925</sup>-- 14

<sup>2920</sup> See Shooting Incidents for Mass Murder/Manslaughter using firearms.

<sup>2921</sup> Cross-listed in Mass Suicide. Guyana is in northeast South America, Venezuela to the west, Brazil to the south and southwest and Suriname to the east. All were from U.S. except for a number of adopted Guyana children.

<sup>2922</sup> Cross-listed in Heat.

<sup>2923</sup> Cross-listed in Rail, and in Vehicular. The driver of the SUV was allegedly going to commit suicide via train collision, but got out prior to impact. Was sentenced to eleven life sentences for murder.

<sup>2924</sup> Ten girls aged 6-13 shot, five of whom died, before killer committed suicide in the schoolhouse.

14. 2017 -- July 23, migrants die in hot semi-trailer found in parking lot, San Antonio, TX-- 10  
2020 -- Sep 06, mass shooting of Laotians, illegal marijuana growing house, Aguanga, CA--7

---

<sup>2925</sup> Cross-listed in Terrorism.

**VIOLENCE -- MASS SUICIDE Subset**

1. 1978 -- Nov 18, Jonestown Massacre, Peoples Temple mass suicide-murder, Guyana<sup>2926</sup>-- 918
2. 1997 -- ~March 23, Mass Suicide, Heaven's Gate Cult, Rancho Santa Fe, CA -- 39

---

<sup>2926</sup> Cross-listed in Mass Murder. Guyana is in northeast South America, Venezuela to the west, Brazil to the south and southwest and Suriname to the east. All were from U.S. except for a number of adopted Guyana children.



## VIOLENCE subset—Massacres/Atrocities—of Whites by Native Americans—By Mortality

1. 1862 -- Aug 17-23 especially, Dakota “insurrection,” southcentral MN; also IA --750-779
2. 1644 -- Apr 18 (or Mar 18), Powhatans attack English colonists along James River, VA --400-500
3. 1813 -- Aug 30, Creeks massacre militia/settlers, Fort Mims, Baldwin Co., AL --250-400
4. 1622 -- Mar 22, Jamestown Massacre, Jamestown Colony, VA -- 347
5. 1729 -- Nov 28, Ft. Rosalie Massacre, French Colonists by Natchez, Natchez, MS --200-300
6. 1690 -- May 20, massacre, French/Indians attack settlers, Falmouth (Portland), ME--120-200
7. 1757 -- Aug, Natives massacre garrison after surrender, Fort William Henry, NY -- ~184
8. 1763 -- Unangan/Eastern Aleut conflict with Russians, Unalaska/Umnak/Unimak Isl., AK~175
9. 1711 -- Sep 22, Tuscarora massacre of White settlers, Bath County, NC -->130-140
10. 1655 -- Sep 15-18,<sup>2927</sup> Natives attack Dutch in New Netherland (NY and NJ) --16-100
  
11. 1812 -- Aug 15, Pottawatomie Massacre of Soldiers/Homesteaders, Fort Dearborn, IL -- ~98
12. 1675--Sep 18-19,<sup>2928</sup> Bloody Brook Massacre, Natives attack wagon train, S. Deerfield, MA-59-76
13. 1692 -- Jan 25, Massacre, French and Indians attack English colony, York, ME ---50-75
14. 1851 -- Jan, early, Rattlesnake Creek Massacre [?], Natives attack white miners, CA -- 72
15. 1704 -- Feb 29, massacre, French and Native allies attack Deerfield, MA<sup>2929</sup> -- 68
16. 1852 -- Sep, Bloody Point Massacre, Modocs attack wagon train, Tule Lake, North CA-- 62
17. 1703 -- Aug 10, French & Indians attack So. coastal ME, esp. greater Portland vic. -- ≥61
18. 1778 -- Nov 11, massacre, women/children, Loyalist/Seneca Force, Cherry Valley NY-- 48
19. 1676 -- Sep 25, massacre, Natives destroy settlement at Cape Neddock, ME, kill/capture-- 40
20. 1697 -- Mar 15, massacre; Natives attack English settlers, Haverhill, MA -- ~40
21. 1758 -- Apr 28, massacre of Settlers by Shawnee, Fort Sybert/Seybert, WV -- >40
22. 1857 -- Mar 8-9, massacre, Wahpetuke Dakota (Sioux) attack Spirit Lake, IA --35-40
23. 1879 -- Oct 11-19, Apache massacre settlers, CO and NM --21-40
24. 1860 -- fall, Snake River massacre, Immigrant Wagon Train attacked, pursued, OR -- 39
25. 1676 -- Feb 10, massacre, Nipmuc Natives attack Lancaster, MA --34-35
26. 1632 -- Nov, massacre at Fort Zwaanendael (Lewes), first Dutch Delaware Colony -- 32
27. 1856 -- Feb 22/23, Natives attack garrison & settlers, Rogue River, Whaleshead vic., OR-- 31
28. 1690 -- Mar 18, massacre, French & Indians attack settlers, Salmon falls, NH -- 30
29. 1745 -- Nov 16, Schuylerville Massacre, French Raiders & Indians, near Saratoga, NY-- 30
30. 1863 -- early spring-July, 2<sup>nd</sup> Dakota attack against settlers and military run-ins, MN<sup>2930</sup>---30
31. 1878 -- Sep 30, Cheyenne attack/raid settlers, Sappa Creek area SW of Oberlin, KS -- ≥28
32. 1697 -- Sep 11, massacre, Natives attack Lancaster, MA --21-26
33. 1803 -- March, massacre, crew of American ship *Boston*, Nootka, Vancouver Isl.<sup>2931</sup> -- 25
34. 1663 -- Jun 7, massacre, Natives attack Dutch at Wiltwyck (Kingston, NY) and vic. --22-24
35. 1689 -- Jun 27, massacre, Penacook attack English colonists, Cocheco (Dover) NH -- 23
36. 1812 -- Sep 4-5, massacre of Settlers, by Shawnee, Pigeon Roost, IN -- 23
37. 1689 -- Aug 28, massacre, Natives attack settlers from Huckin’s garrison, NH --21-22

<sup>2927</sup> These are the dates for the initial Native attacks and colonial deaths. There were additional deaths on both sides in retaliatory Dutch attacks.

<sup>2928</sup> Both dates are used, apparently depending on whether old style or new style dating is applied.

<sup>2929</sup> Though death tolls vary, we use Demos and Sheldon. Includes 39 in attack, 9 in pursuit party, and 20 captives.

<sup>2930</sup> Only some of the fatalities were due to a massacre – the Dustin family massacre while on the road, with four killed, was the most widely reported at the time.

<sup>2931</sup> Cross-listed in Violence – Massacres of Whites by Natives.

38. 1694 -- July 27, massacre, Natives attack settlers, Groton, MA --20-22  
 39. 1763 -- June 02, massacre, Fort Michilimackinac, MI, Ojibwas and Sacs attack -- 22  
 40. 1763 -- Wyoming Flats (Luzerne County, PA) massacre of settlers -- ~20  
 41. 1780 -- May 26, violence, massacre of settlers near St. Louis, MO -- ~20

**VIOLENCE** Subset -- **MASSACRES** – **OF Whites BY Native Americans** – By **Mortality**

42. 1703 -- Oct 06, massacre, Eng. settlers/militia attacked while farming, Scarborough, ME-- 19  
 43. 1704 -- May 13, massacre, Natives attack settlers, Pascommuck (Easthampton) MA -- 19  
 44. 1708 -- Aug 29, raid/massacre, French and Indians attack settlers, Haverhill, MA --16-19  
 45. 1854 -- Aug 20, Ward Massacre, Natives attack wagon train, Boise River, ~Caldwell, ID-- 19  
 46. 1676 -- Feb 21, massacre, Nipmuc and Narragansett Natives attack Medfield, MA --17-18  
 47. 1838 -- Oct 08, massacre of surveying party near Dawson, Navarro County, TX -- 18  
 48. 1872 -- Nov 29-30 Modoc “Hooker Jim” band kills white males, SE Tule Lake, CA --14-18  
 49. 1877 -- June 13-16, Nez Perce young men with grievances kill settlers, so. Tolo Lake area, ID --16-18  
 50. 1643 -- Aug, massacre, Anne Hutchinson’s settlement by Siwanoy on Pelham Bay, NY-- 16  
 51. 1675 -- Dec 16, massacre, Natives attack J. Bull Garrison, Pettaquamscutt (Kingston), RI--15  
 52. 1677 -- Sep 19, massacre, Pocumtuck Natives attack English colonists, Hatfield, MA--12-15  
 53. 1694 -- July 18, massacre, Abenaki attack settlers, Oyster River Plantation, Durham NH-- 15  
 54. 1755 -- Nov 14-15, Delaware Natives attack German settlers, Berks County, PA --9~15  
 55. 1828 -- Jedediah Smith Massacre, near Gardiner, OR -- 15  
 56. 1847 -- Nov 29, Whitman Massacre, Missionaries, ~Walla Walla, WA -- 15  
 57. 1855 -- Oct 09, Indians retaliate & attack settlers, upper Rogue River Valley, OR --12-15  
 58. 1676 -- Aug 13-14, massacre, Natives attack settlers, Kennebec River & Arrowsic, ME-- ≥14  
 59. 1696 -- June 26, massacre, Natives attack English settlers, Portsmouth Plains, NH -- 14  
 60. 1767 -- July, Chippewas attack two Baynton, Wharton, Morgan trade boats, Ohio Riv.-- 14  
 61. 1691 -- Sep 29, massacre, Indians attack English settlers, Sandy Beach (now Rye), NH-- 13  
 62. 1755 -- Oct 16-17, violence/massacre, Natives attack German settlers, Penn’s Creek, PA ≥13  
 63. 1840 -- March, Retaliation for Council House Comanche peace envoy deaths; prisoners killed-- 13  
 64. 1851 -- Jan, Four Creeks Massacre, Natives attack cattle herders, present-day Bakersfield, CA-- 13  
 65. 1883 -- Aug 12, massacre, Santa Fe Railroad surveyors attacked by Apache -- 13  
 66. 1675 -- ~June 23-25, King Philips War begins, Wampanoags attack Swansea, MA -- 9-12  
 67. 1676 -- Mar 12, massacre, Natives attack Clark House, Eel River, ~Plymouth, MA --11-12  
 68. 1676 -- Apr 18, massacre, Natives attack settlers at Sudbury, MA -- 7-12  
 69. 1791 -- Jan 02, massacre, Delaware & Wyandot attack Big Bottom settlers, OH -- 12  
 70. 1813 -- Sep 01, Creek massacre of two families in Clarke County, AL -- 12  
 71. 1879 -- Sep 29, Meecker Massacre by Utes, White River, Northwestern CO -- 12  
 72. 1868 -- Aug ~14-16, Cheyenne raids on settlers in and around Asher Creek, KS -- ~12  
 73. 1755 -- Oct 31~Nov 2, Delawares/Shawnees attack settlers, Fulton/Franklin county, PA-≥11  
 74. 1763 -- May 25, St. Joseph’s Post Massacre, mouth of St. Joseph’s River, MI -- 11  
 75. 1764 -- July 26, massacre, Natives attack one-room schoolhouse, near Greencastle, PA-- 11  
 76. 1850 -- Apr 21, Quechan/Yuma Natives massacre Glanton Gang, Winterhaven, CA -- 11  
 77. 1855 -- Oct 27-28, White/Native conflict, Puget Sound area, White River val., WA<sup>2932</sup>--10-11  
 78. 1676 -- Aug 11, massacre and captivity, Natives attack English settlers, Portland, ME-- ≥10  
 79. 1695 -- Aug 05, massacre, Natives attack settlers, Billerica, MA -- 10

<sup>2932</sup> Two were militiamen hunting the Nisqually leader, and 8-9 were white settlers.

80. 1850 -- May, Jicarilla Apache/Utes massacre US Mail wagon train, Wagon Mound, NM-- 10  
81. 1853 -- fall, Natives Kill Chinese, west branch Feather River, Butte County, CA -- 10

**Other:**

- 1637 -- Apr 23, massacre, Wampanoag and Pequot attack Wethersfield, CT -- 9  
1597 -- Natives massacre St. Francis missionaries, Guale (St. Catherine Island), GA -- 5

## **VIOLENCE** subset – **Massacres/Atrocities** – of **Whites** by **Native Americans** **Chronological**

- 1597 -- Natives massacre St. Franciscan Missionaries, Guale (St. Catherine Island) GA-- 5
1. 1622 -- Mar 22, Jamestown Massacre, Jamestown Colony, VA -- 347
  2. 1632 -- Nov, massacre at Fort Zwaanendael (Lewes), first Dutch Delaware Colony -- 32
  - 1637 -- Apr 23, massacre, Wongunk and Pequots attack Wethersfield, CT -- 9
  3. 1643 -- Aug, massacre, Anne Hutchinson's settlement by Siwanoy on Pelham Bay, NY-- 16
  4. 1644 -- Apr 18 (or Mar 18), Powhatans attack English colonists along James River, VA --400-500
  5. 1655 -- Sep 15-18,<sup>2933</sup> Natives attack Dutch in New Netherland (NY and NJ) --16-100
  6. 1663 -- Jun 7, massacre, Natives attack Dutch at Wiltwyck (Kingston, NY) and vic. --22-24
  
  7. 1675 -- ~June 23-25, King Philips War begins, Wampanoags attack Swansea, MA -- 9-12
  8. 1675--Sep 18-19,<sup>2934</sup> Bloody Brook Massacre, Natives attack wagon train, S. Deerfield, MA-59-76
  9. 1675 -- Dec 16, Massacre, Natives attack J. Bull Garrison, Pettaquamscutt (Kingston), RI-15
  
  10. 1676 -- Feb 10, Massacre, Nipmuc Natives attack Lancaster, MA --34-35
  11. 1676 -- Feb 21, Massacre, Nipmuc and Narragansett Natives attack Medfield, MA --17-18
  12. 1676 -- Mar 12, Massacre, Natives Attack Clark House, Eel River, ~Plymouth, MA --11-12
  13. 1676 -- Apr 18, Massacre, Natives attack settlers at Sudbury, MA -- 7-12
  14. 1676 -- Aug 11, Massacre and captivity, Natives attack English settlers, Portland, ME-- ≥10
  15. 1676 -- Aug 13-14, Massacre, Natives attack settlers, Kennebec River & Arrowsic, ME-->14
  16. 1676 -- Sep 25, Massacre, Natives destroy settlement at Cape Neddock, ME, kill/capture-- 40
  
  17. 1677 -- Sep 19, Massacre, Pocumtuck Natives attack English colonists, Hatfield, MA--12-15
  
  18. 1689 -- Jun 27, Massacre, Penacooks attack English colonists, Cochecho (Dover) NH -- 23
  19. 1689 -- Aug 28, Massacre, Natives attack settlers from Huckin's garrison, NH --21-22
  
  20. 1690 -- March 18, Massacre, French & Indians attack settlers, Salmon falls, NH -- 30
  21. 1690 -- May 20, Massacre, French/Indians attack settlers, Falmouth (Portland), ME--~120-200
  22. 1691 -- Sep 29, Massacre, Indians attack English settlers, Sandy Beach (now Rye), NH-- 13
  23. 1692 -- Jan 25, Massacre, French and Indians attack English colony, York, ME ---~50-75
  24. 1694 -- July 18, Massacre, Abenaki attack settlers, Oyster River Plantation, Durham NH-- 15
  25. 1694 -- July 27, Massacre, Natives attack settlers, Groton, MA --20-22
  26. 1695 -- Aug 05, Massacre, Natives attack settlers, Billerica, MA -- 10
  27. 1696 -- June 26, Massacre, Natives attack English settlers, Portsmouth Plains, NH -- 14
  28. 1697 -- March 15, Massacre; Natives attack English settlers, Haverhill, MA -- ~40
  29. 1697 -- Sep 11, Massacre, Natives attack Lancaster, MA --21-26
  
  30. 1703 -- Aug 10, French & Indians attack So. coastal ME, esp. greater Portland vic. -- ≥61
  31. 1703 -- Oct 6, Massacre, Eng. settlers/militia attacked while farming, Scarborough, ME-- 19
  32. 1704 -- Feb 29, Massacre, French and Native allies attack Deerfield, MA<sup>2935</sup> -- 68

<sup>2933</sup> These are the dates for the initial Native attacks and colonial deaths. There were additional deaths on both sides in retaliatory Dutch attacks.

<sup>2934</sup> Both dates are used, apparently depending on whether old style or new style dating is applied.

33. 1704 -- May 13, Massacre, Natives attack settlers, Pascommuck (Easthampton) MA -- 19  
 34. 1708 -- Aug 29, Raid/Massacre, French and Indians attack settlers, Haverhill, MA --16-19

**VIOLENCE** Subset -- **MASSACRES** -- of **Whites** by **Native Americans** -- **Chronological**

35. 1711 -- Sep 22, Tuscarora Massacre of White Settlers, Bath County, NC -->130-140  
 36. 1724 -- Natives attack Maine fishing posts taking 22 vessels/killing at least 22 men -- ≥20  
 37. 1729 -- Nov 28, Ft. Rosalie Massacre, French colonists by Natchez, Natchez, MS --200-300  
 38. 1745 -- Nov 16, Schuylerville Massacre, French Raiders & Indians, near Saratoga, NY-- 30  
 39. 1755 -- Oct 16, Violence-Massacre, Natives attack settlers, Penn's Creek, PA -- >13  
 40. 1755 -- Oct 31--Nov 2, Delawares/Shawnees attack settlers, Fulton/Franklin Co, PA -- ≥11  
 41. 1755 -- Nov 14-15, Delaware Natives attack German settlers, Berks County, PA --9-~15  
 42. 1757 -- Aug, Natives massacre garrison after surrender, Fort William Henry, NY -- ~184  
 43. 1758 -- Apr 28, massacre of settlers by Shawnee, Fort Sybert/Seybert, WV -- >40  
 44. 1763 -- Unangan/Eastern Aleut conflict with Russians, Unalaska/Umnak/Unimak Isl., AK~175  
 45. 1763 -- massacre of settlers, Wyoming Flats (Luzerne County), PA -- ~ 20  
 46. 1763 -- May 25, St. Joseph's Post Massacre, Mouth of St. Joseph's River, MI -- 11  
 47. 1763 -- Jun 02, massacre, Fort Michilimackinac, MI, Ojibwas and Sacs attack -- 22  
 48. 1764 -- July 26, massacre, Indians attack one-room schoolhouse near Greencastle, PA-- 11  
 49. 1767 -- July, Chippewas attack two Baynton, Wharton, Morgan trade boats, Ohio Riv.-- 14  
 50. 1778 -- Nov 11, massacre, women/children, Loyalist/Seneca force, Cherry Valley NY-- 48  
 51. 1780 -- May 26, massacre of settlers near St. Louis, MO -- ~20  
 52. 1791 -- Jan 02, massacre, Delaware & Wyandot attack Big Bottom settlers, OH -- 12
53. 1812 -- Aug 15, Pottawatomie Massacre of soldiers/homesteaders, Fort Dearborn, IL -- ~98  
 54. 1812 -- Sep 4-5, massacre of settlers, by Shawnee, Pigeon Roost, IN -- 23  
 55. 1813 -- Aug 30, Creeks massacre militia/settlers, Fort Mims, Baldwin Co., AL --250-400  
 56. 1813 -- Sep 01, Creek Massacre of two families in Clarke County, AL -- 12
57. 1828 -- Jedediah Smith Massacre, near Gardiner, OR -- 15  
 58. 1838 -- Oct 08, massacre of surveying party near Dawson, Navarro County TX -- 18  
 59. 1840 -- March, retaliation for Council House Comanche peace envoy deaths; prisoners killed-- 13  
 60. 1847 -- Nov 29, Whitman Massacre, missionaries, near Walla Walla, WA -- 15
61. 1850 -- Apr 21, Quechan/Yuma Natives massacre Glanton Gang, Winterhaven, CA -- 11  
 62. 1850 -- May, Jicarilla Apache/Utes massacre US Mail wagon train, Wagon Mound, NM-- 10  
 63. 1851 -- Jan, Four Creeks Massacre, Natives attack cattle herders, present-day Bakersfield, CA-- 13  
 64. 1851 -- Jan, early, Rattlesnake Creek Massacre [?], Natives attack white miners, CA -- 72  
 65. 1852 -- Sep, Bloody Point Massacre, Modocs attack wagon train, Tule Lake, North CA-- 62  
 66. 1853 -- fall, Natives kill Chinese, west branch Feather River, Butte County, CA -- 10  
 67. 1854 -- Aug 20, Ward Massacre, Natives attack wagon train, Boise River, ~Caldwell, ID-- 19  
 68. 1855 -- Oct 09, massacre, Indians attack settlers, upper Rogue River Valley, OR -- 12  
 69. 1856 -- Feb 22/23, Natives attack garrison & settlers, Rogue River, Whaleshead vic., OR-- 31  
 70. 1857 -- Mar 08-09, massacre, Wahpetuke Dakota (Sioux) attack Spirit Lake, IA --35-40

---

<sup>2935</sup> Though death tolls vary, we rely on Demos and Sheldon. Includes 39 in attack, 9 in pursuit party, 20 captives.

- 71. 1860 -- fall, Snake River Massacre, immigrant wagon train attacked, pursued, OR -- 39
- 72. 1862 -- Aug 17-23 especially, Dakota “insurrection,” southcentral MN; also IA --750-779
- 73. 1863 -- early spring-July, 2<sup>nd</sup> Dakota attack against settlers and military run-ins, MN<sup>2936</sup>--~30
- 74. 1868 -- Aug ~14-16, Cheyenne raids on settlers in and around Asher Creek, KS -- ~12

**Violence Subset--MASSACRES – of Whites by Native Americans – Chronological (Cont.)**

- 75. 1872 -- Nov 29-30 Modoc “Hooker Jim” band kills white males, SE Tule Lake, CA --14-18
- 76. 1877 -- June 13-16, Nez Perce young men with grievances kill settlers, so. Tolo Lake area, ID --16-18
- 77. 1878 -- Sep 30, Cheyenne attack/raid settlers, Sappa Creek area SW of Oberlin, KS -- ≥28
  
- 78. 1879 -- Sep 29, Meeker Massacre by Utes, White River, Northwestern CO -- 12
- 79. 1883 -- Aug 12, massacre, Santa Fe Railroad surveyors attacked by Apache -- 13

---

<sup>2936</sup> Only some of the fatalities were due to a massacre – the Dustin family massacre while on the road, with four killed, was the most widely reported at the time.

**VIOLENCE** subset—**Massacres/Atrocities** - **Whites against Native Americans**--**By Mortality**

1. 1675 -- Dec 19, English colonists massacre Narragansetts, Great Swamp, RI --365-1,100
2. 1599 -- Jan 21, Spanish (Oñate) massacre Acoma Natives, punitive expedition, NM-300-800
3. 1637 -- May 26, Mystic Massacre, Eng. colonists attack Pequot vil., Mystic Riv. CT --400-700
4. 1644 -- Feb, massacre, Dutch attack Siwanoyoys, Petuquapaen, ~Cos Cob, CT<sup>2937</sup> --500-700
5. 1853 -- late fall, Burnt Ranch Massacre, settlers kill Tolowa/Yontocket, Smith Riv., No. CA--450-600
6. 1864 -- Sep, General massacre of Yana Natives, Northern CA -->335-500
7. 1863 -- Jan 29, US Army massacre Shoshone, camp on Bear River, Utah Terr., ID --250-493
8. 1859 -- late Mar-May, White massacres of Yuki Natives, Round Valley, Mendocino Co., CA--240-400
9. 1890 -- massacre, Natives attacked by U.S. 7<sup>th</sup> Cavalry, Wounded Knee, SD -- 350
10. 1676 -- May 19, Eng. colonists massacre Natives, Peskeompskut, Turners Falls, MA--200-300
11. 1813 -- Nov 03, Tallushatchee Battle/Massacre, Gen. Coffee destroys Creek village, AL--300
12. 1851 -- massacre, White miners burn Wintu Council House, Old Shasta, CA -- 300
13. 1863 -- Sep 03, massacre, Army attacks Dakota/Lakota Sioux, Whitestone Hill, ND--150-300
  
14. 1860 -- Whites attack Yuki Natives near Round Valley, Mendocino County, CA -- 250
15. 1860 -- Feb 26, Whites massacre Natives, Indian Isl. & Humboldt Bay vic., CA -->100->250
16. 1861 -- Late Sep, Horse Canyon Massacre, Whites/Natives attack Wailaki, Round Val. CA--100-240
17. 1870 -- Jan 23, Baker Massacre/2<sup>nd</sup> Cav. of Piegan camp, Marias River, MT Terr. --173-217
18. 1539 ---Sep 16, Napituca Massacre, Hernando de Soto executes Timucuan, No. Cen. FL-30-200
19. 1623 -- May 12, Cpt. Tucker VA party poison/kill Powhatans, Patawomeck, VA --150-200
20. 1763 -- Unangan/Eastern Aleut conflict with Russians, Unalaska/Umnak/Unimak Isl., AK>200
21. 1784 -- Russian fur traders massacre Sugpiaq Natives, Kodiak Island, AK -->200
22. 1850 -- May 15, Bloody Island Massacre, USA Attack Pomo, Clear Lake, CA --60-200
  
23. 1846 -- Mid Apr, Sacramento River Massacre, Carson/Fremont attack Natives, N. CA-- >175
24. 1852 -- Apr 23, Bridge Gulch Massacre, Whites attack Natives ~Hayfork, No. CA --140-153
25. 1857 -- Sep 3, massacre, Col. Harney Attacks Sioux camp, Bluewater Creek, NE -- 150
26. 1864 -- Nov 29, Sand Creek Massacre of Cheyenne/Arapaho near Fort Lyon, CO --130-150
27. 1871 -- Apr 30, massacre of Apache, Camp Grant Arivaipa, Arizona Territory --125-150
28. 1850 -- “Friendship Feast,” Whites poison Trinity Riv. Wintu Natives, Shasta Co., CA-- 145
29. 1840 -- Oct 24, TX volunteers ambush Comanche camp, Red Fork Col. River, TX --110-140
30. 1676 -- Jul 02, massacre, Eng. Colonists attack Narragansett camp ~Providence, RI--100-126
31. 1643 -- Feb 25, New Amsterdam Dutch massacre Natives, Pavonia [NJ]<sup>2938</sup> --80-120
32. 1644 -- Early (Jan?), massacre, Dutch and English attack Mespeth (Long Island, NY) -- 120
33. 1868 -- Nov 27, “Battle” of the Washita, Custer attacks Cheyenne village, OK -- 103
34. 1542 ---Mid-May, Massacre, de Soto’s men attack Natives in Nilco province town, AR--~100
35. 1724 -- Aug 23, massacre, colonial militia attack Abenaki village, Norridgewock, ME~80-100
36. 1790 -- Jan late, Olowalu Massacre, Cpt. Metcalfe, *Eleanora*, fires on Native canoes, Maui >100
37. 1855 -- Jan 1, Settlers Massacre Tolowa, Etchulet (Achulet), ~Lake Earl, No. CA --30->100

---

<sup>2937</sup> In dispute – some place the massacre in Westchester County, NY (Dinan. “Historians Sift Clues...” *Greenwich Time*, 3-5-2006.)

<sup>2938</sup> Giersbach writes that the attack site was today’s Corlaer’s Hook, Jersey City. *Wikipedia* has it that Pavonia was “on the west bank of the North River (Hudson River)...in what would become today’s Hudson County, New Jersey.” (*Wikipedia*. “Pavonia, New Netherland,” 11-11-2012 modification.)

**Violence** Subset—**“MASSACRES” - Whites Against Native Americans—By Mortality** (Cont.)

38. 1782 -- March 8, Massacre of noncombatant Indians by PA militia, Gnadenhutten, OH-- 96
39. 1637 -- Massacre of Lenni-Lenape at Pavonia (near present day Jersey City, NJ) -- 80
40. 1850 -- May 19, Russian River Massacre, US Army attacks Pomo, ~Healdsburg, CA -- >75
41. 1855 -- Sep, “Cpt.” Jarboe force Massacres Achomawi Natives, Pit River village, CA -- >70
42. 1676 -- July 3 or 4, Massacre, Eng. Colonists attack Narragansetts, Warwick Neck, RI--40-67
43. 1813 -- Nov 18, Hillabee Massacre, US Troops attack Creek Vil. suing for peace, AL -- 61
44. 1832 -- Aug 02, Battle Island Massacre/Massacre of Bad Axe, Natives attacked, WI -- < 60
45. 1853 -- fall, White/Chinese retaliatory attack re. Natives, Feather Riv., Butte Co., CA --40-60
46. 1541/42 winter, Coronado’s Expeditionaries burn-at-the-stake Tiwa Natives, NM<sup>2939</sup> --40-50
  
47. 1859 --~Late Aug,<sup>2940</sup> McElroy party massacres Natives Roff’s Ranch, Pitt Riv. vic., CA--≥49
48. 1852 -- Nov, Ben Wright Massacre of Modocs, peace talks, Lost Riv., Tule Lake, CA --30-41
49. 1855 -- Oct 08, Lupton Massacre, Whites attack Natives ~Upper Table Rock, OR --23-41
50. 1852 -- Mar 12, Massacre of Natives, upper crossing Klamath Ri. ferry & Indian Flat, CA--30-40
51. 1854 -- May 15~, Asbill party kill Yuki Natives, Round Valley, Mendocino Co., CA--32~40
52. 1856 -- Apr/May 13, Whites attack Natives, near Visalia, Keysville & Battle Mt., CA -- >40
53. 1859 -- Jan 01, Whites kill Natives, Round Valley, Mendocino County, CA -- 40
54. 1859 -- summer, Chico Creek Canyon Massacre, Whites attack Maidu Natives, N. CA-- ~40
55. 1865 -- Aug 16, Workman/Three Knolls Massacre, Whites kill Yanas, Mill Creek, CA-- ~40
  
56. 1861 --~Feb 2, Settlers kill Natives, Eel Riv. above Sonoma Trail, Iaqua vicinity, CA --13-39
57. 1840 -- Mar 19, Council House Fight, Comanches in peace party, San Antonio, TX<sup>2941</sup>-- 35
58. 1863 -- Apr 19, Keysville Massacre, US Army attacks Natives, near Keysville, CA -- 35
59. 1859 -- Dec 19, Whites attack Natives, Round Valley, Mendocino County, CA --20-32
60. 1852 -- July 03~, Harvey party attacks Yokut village, Kings River rancheria, CA --9~30
61. 1871 -- Cowboys (4) Massacre Yahi women/children, Kingsley Cave, Tehama Co., CA-- ~30
  
62. 1853 -- Pence party attacks Native American camp ~Messilla Valley, Butte Co., CA -- 27
63. 1859 -- ~Nov 24, Jarboe’s Eel River Rangers attack Natives, Round Valley vic., CA -- ≥27
64. 1854 -- Feb 15, Miller group massacres Chetco Natives, Chetco River mouth, SW OR-- ~26
65. 1862 -- Aug, Massacre of Wailaki Natives, Upper Station, Round Valley Resvn., CA --23-24
66. 1760 -- Feb, Massacre, Cherokee hostages by colonial soldiers, Fort Prince George, SC-- 22
67. 1849 -- Mar Ore. miners kill Maidus, American River, Weber’s Creek, Coloma, CA -- >22
68. 1690 -- ~Sep 15, Massacre, English attack native village, NW of Brunswick, ME -- 21
69. 1763 -- Dec 14 & 27, Massacres, *Paxton Boys* kill Natives, Conestoga & Lancaster, PA -- 20
70. 1837 -- Spring, Santa Rita/John Johnson Massacre, Apache Trading Party, SX NM -- 20
71. 1858 -- Early-mid Jun, Whites attack Mattole Natives, Mattole Villy., Humboldt Co. --15-20

---

<sup>2939</sup> Refers to those burned at the stake, not to the Natives killed in fighting, or killed after surrender by “lancing.”

<sup>2940</sup> Date is uncertain. We have it as late August based on Cpt. Adams report of the incident dated Sep 3, Ft. Crook.

<sup>2941</sup> Seven Texans also killed – making for total of 42. We note as a “massacre” in that the Comanche had been invited in to pursue peace negotiations, and had brought along wives and children, five of whom were among the thirty-five Comanche killed by an armed force brought in ready to fight, unbeknownst to the Comanche.



**Violence** Subset—**“MASSACRES” - Whites Against Native Americans**—**By Mortality** (Cont.)

72. 1849 -- Apr 26~ Whites massacre Natives Daylor mine & ranch, Cosumnes Riv. area, No. CA-- ≥17
73. 1854 -- Jan 29, Coos Co. miners massacre Coquilles, north of Coquille Ri. mouth, OR--16-17
74. 1859 -- ~July, Hildreth militia massacres Natives, Round Valley vicinity, No. CA -- 17
75. 1859 -- July, last week, Breckenridge militia attack Natives, Tehama Co., No. CA --10-16
76. 1745 -- Russian traders massacre Unangan (Aleut) Women and Children, Attu, AK -- 15
77. 1852 -- Sum., Capt Crosby Force Massacre Modocs, Tule Lake reg., CA/OR Border --11-15
78. 1858 -- Early May, Killing of Yana Natives near Battle Creek, Tehama Co, No. CA -- 15
79. 1675 -- July or Sep, VA Militiamen looking for Doeg Natives Kill Susquehannocks, VA-- 14
80. 1858 -- Dec 31, Whites kill Natives ~Eden Valley, Russian River area, Sonoma Co., CA—14
81. 1850 -- Feb 25, Smith/Kelsey massacre Natives, Henry Fowler ranch, no. Napa Vly., CA >13
82. 1853 -- Mar 01, Cattle theft reported, Whites attack Natives in cave near Oak Grove, CA-- 13
83. 1850 -- Sweathouse Massacre, Sonoma County Whites kill Natives, Napa County, CA-- 11
84. 1859 --~Oct 11, Massacre, Jarboe volunteers attack Yuki camp, Round Valley, CA -- 11
85. 1768 -- Jan 10-11, Stump massacre of Native men/women/children, Penn Twp, Cumberland Co., PA--10
86. 1774 -- Apr 30, Greathouse VA force murder Mingos, yellow Creek/OH Riv., OH/WV<sup>2942</sup>~10
87. 1859 -- July 28, Whites Massacre Natives near Forks of Butte, Butte County, CA -- ~10

---

<sup>2942</sup> We note Ohio and West Virginia because while the murders occurred on today's WV side, the natives lived across the Ohio River (in present-day Ohio) at a camp where yellow Creek empties into the Ohio.

## VIOLENCE subset-Massacres/Atrocities- Whites against Native Americans--Chronological

1. 1539 --~Sep 16, Napituca Massacre, Hernando de Soto executes Timucuan, No. Cen. FL-30-200
2. 1541/42 winter, Coronado's Expeditionaries burn-at-the-stake Tiwa Natives, NM<sup>2943</sup> --40-50
3. 1542 --~Mid-May, massacre, de Soto's men attack Natives in Nilco province town, AR--~100
4. 1599 -- Jan 21, Spanish (Oñate) massacre Acoma Natives, punitive expedition, NM -300-800
  
5. 1623 -- May 12, Cpt. Tucker VA party poison/kill Powhatans, Patawomeck, VA --150-200
6. 1637 -- May 26, Mystic Massacre, Eng. colonists attack Pequot vil., Mystic Riv., CT--400-700
7. 1637 -- massacre of Lenni-Lenape at Pavonia (near present day Jersey City, NJ) -- 80
8. 1643 -- Feb 25, New Amsterdam Dutch massacre Natives, Pavonia [NJ]<sup>2944</sup> --80-120
9. 1644 -- Early (Jan?), massacre, Dutch and English attack Mespath (Long Island, NY) -- 120
10. 1644 -- Feb, massacre, Dutch attack Siwanoy, Petuquapaen, ~Cos Cob, CT<sup>2945</sup> --500-700
11. 1675 -- July or Sep, VA militiamen looking for Doeg Natives kill Susquehannocks, VA-- 14
12. 1675 -- Dec 19, English colonists massacre Narragansetts, Great Swamp, RI --365-1,100
13. 1676 -- May 19, Eng. colonists massacre Natives, Peskeompskut, Turners Falls, MA--200-300
- 14.
15. 1676 -- Jul 02, massacre, Eng. Colonists attack Narragansett camp ~Providence, RI--100-126
16. 1676 -- July 3 or 4, massacre, Eng. colonists attack Narragansetts, Warwick Neck, RI --40-67
17. 1690 -- ~Sep 15, massacre, English attack native village, NW of Brunswick, ME -- 21
  
18. 1724 -- Aug 23, massacre, colonial militia attack Abenaki village, Norridgewock, ME~80-100
19. 1745 -- Russian traders massacre Unangan (Aleut) women and children, Attu, AK -- 15
20. 1760 -- Feb, massacre, Cherokee hostages by colonial soldiers, Fort Prince George, SC-- 22
21. 1763 -- Unangan/Eastern Aleut conflict with Russians, Unalaska/Umnak/Unimak Isl., AK>375
22. 1763 -- Dec 14 & 27, massacres, *Paxton Boys* kill Natives, Conestoga & Lancaster, PA -- 20
23. 1768 -- Jan 10-11, Stump massacre of Native men/women/children, Penn Twp, Cumberland Co., PA-- 10
24. 1774 -- Apr 30, Greathouse VA force murder Mingos, yellow Creek/OH Riv., OH/WV<sup>2946</sup>~10
25. 1782 -- Mar 08, massacre of noncombatant Indians by PA militia, Gnadenhutten, OH -- 96
26. 1784 -- Russian fur traders massacre Sugpiaq Natives, Kodiak Island, AK -- >200
  
27. 1813 -- Nov 03, Tallushatchee Battle/Massacre, Gen. Coffee destroys Creek village, AL--300
28. 1813 -- Nov 18, Hillabee Massacre, US troops attack Creek village suing for peace, AL-- 61
  
29. 1832 -- Aug 02, Battle Island Massacre/Massacre of Bad Axe, Natives attacked, WI -- < 60
30. 1837 -- Spring, Santa Rita/John Johnson Massacre, Apache trading party, SX NM -- 20
  
31. 1840 -- Mar 19, Council House Fight, Comanches in peace party, San Antonio, TX<sup>2947</sup>-- 35

---

<sup>2943</sup> Refers to those burned at the stake, not to the Natives killed in fighting, or killed after surrender by "lancing."

<sup>2944</sup> Giersbach writes that the attack site was today's Corlaer's Hook, Jersey City. *Wikipedia* has it that Pavonia was "on the west bank of the North River (Hudson River)...in what would become today's Hudson County, New Jersey." (*Wikipedia*. "Pavonia, New Netherland," 11-11-2012 modification.)

<sup>2945</sup> In dispute; some place in Westchester Co., NY (Dinan. "Historians Sift Clues..." *Greenwich Time*, 3-5-2006.)

<sup>2946</sup> We note Ohio and West Virginia because while the murders occurred on today's WV side, the natives lived across the Ohio River (in present-day Ohio) at a camp where yellow Creek empties into the Ohio.

- 32. 1840 -- Oct 24, TX volunteers ambush Comanche camp, Red Fork Col. River, TX --110-140
- 33. 1846 -- Mid Apr, Sacramento River Massacre, Carson/Fremont attack Natives, N. CA-- >175
- 34. 1849 -- March, Ore. miners kill Maidus, American River, Weber's Creek, Coloma, CA-- >22
- 35. 1849 -- Apr 26~ Whites massacre Natives Daylor mine & ranch, Cosumnes Riv. area, No. CA-- ≥17

**VIOLENCE** Subset--**"MASSACRES" - Whites Against Native Americans** -- **Chronological**

- 36. 1850 -- "Friendship Feast," Whites poison Trinity Riv. Wintu Natives, Shasta Co., CA-- 145
- 37. 1850 -- Sweathouse Massacre, Sonoma County Whites kill Natives, Napa County, CA-- 11
- 38. 1850 -- Feb 25, Smith/Kelsey massacre Natives, Henry Fowler ranch, no. Napa Vly., CA>13
- 39. 1850 -- May 15, Bloody Island Massacre, USA Attack Pomo, Clear Lake, CA --60-200
- 40. 1850 -- May 19, Russian River Massacre, US Army attacks Pomo, ~Healdsburg, CA -- >75
- 41. 1851 -- Massacre, White Miners Burn Wintu Council House, Old Shasta, CA -- 300
  
- 42. 1852 -- Mar 12, Massacre of Natives, upper crossing Klamath Ri. ferry & Indian Flat, CA--30-40
- 43. 1852 -- Apr 23, Bridge Gulch Massacre, Whites attack Natives ~Hayfork, No. CA --140-153
- 44. 1852 -- July 03~, Harvey party attacks Yokut village, Kings River rancheria, CA --9~30
- 45. 1852 -- Sum., Capt Crosby Force Massacre Modocs, Tule Lake reg., CA/OR Border --11-15
- 46. 1852 -- Nov, Ben Wright Massacre of Modocs, peace talks, Lost Riv., Tule Lake, CA --30-41
  
- 47. 1853 -- Pence party attacks Native American camp ~Messilla Valley, Butte Co., CA -- 27
- 48. 1853 -- Mar 01, Cattle theft reported, Whites attack Natives in cave near Oak Grove, CA-- 13
- 49. 1853 -- fall, White/Chinese retaliatory attack re. Natives, Feather Riv., Butte Co., CA --40-60
- 50. 1853 -- late fall, Burnt Ranch Massacre, settlers kill Tolowa/Yontocket, Smith Riv., No. CA--450-600
  
- 51. 1854 -- Jan 29, Coos Co. miners massacre Coquilles, north of Coquille Ri. mouth, OR--16-17
- 52. 1854 -- Feb 15, Miller group massacres Chetco Natives, Chetco River mouth, SW OR-- ~26
- 53. 1854 -- May 15~, Asbill party kill Yuki Natives, Round Valley, Mendocino Co., CA--32~40
  
- 54. 1855 -- Jan 1, Settlers Massacre Tolowa, Etchulet (Achulet), ~Lake Earl, No. CA --30->100
- 55. 1855 -- Sep, "Cpt." Jarboe force Massacres Achomawi Natives, Pit River village, CA -- >70
- 56. 1855 -- Oct 08, Lupton Massacre, Whites attack Indian village ~Upper Table Rock, OR-- 23
  
- 57. 1856 -- Apr/May 13, Whites attack Natives, near Visalia, Keysville & Battle Mt., CA -- >40
  
- 58. 1857 -- Sep 3, Massacre, Col. Harney Attacks Sioux Camp, Bluewater Creek, NE -- 150
  
- 59. 1858 -- early May, killing of Yana Natives near Battle Creek, Tehama Co., No. CA -- 15
- 60. 1858 -- early-mid June, Whites attack Mattole Natives, Mattole Valley, Humboldt Co.--15-20
- 61. 1858 -- Dec 31, Whites kill Natives ~Eden Valley, Russian River area, Sonoma Co., CA-- 14
  
- 62. 1859 -- Jan 01, Whites kill Natives, Round Valley, Mendocino County, CA -- 40
- 63. 1859 -- late Mar-May, White massacres of Yuki Natives, Round Valley, Mendocino Co., CA--240-400

---

<sup>2947</sup> Seven Texans also killed, for total of 42. We note as a "massacre" in that the Comanche had been invited in to pursue peace negotiations, and had brought along wives and children, five of whom were among the thirty-five Comanche killed by an armed force brought in ready to fight, unbeknownst to the Comanche.

- 64. 1859 -- ~July, Hildreth militia massacres Natives, Round Valley vicinity, No. CA -- 17
- 65. 1859 -- July, last week, Breckenridge militia attack Natives, Tehama Co., No. CA --10-16
- 66. 1859 -- July 28, Whites Massacre Natives near Forks of Butte, Butte County, CA -- ~10
- 67. 1859 -- summer, Chico Creek Canyon Massacre, Whites attack Maidu Natives, N. CA-- ~40
- 68. 1859 --~late Aug,<sup>2948</sup> McElroy party massacres Natives, Roff's Ranch, Pitt Riv. vic., CA-->49
- 69. 1859 -- ~Nov 24, Jarboe's Eel River Rangers attack Natives, Round Valley vic., CA -- >27
- 70. 1859 -- Dec 19, Whites attack Natives, Round Valley, Mendocino County, CA --20-32

**VIOLENCE** Subset--**"MASSACRES" - Whites Against Native Americans** -- **Chronological**

- 71. 1860 -- Whites attack Yuki Natives near Round Valley, Mendocino County, CA -- 250
- 72. 1860 -- Feb 26, Whites Massacre Natives, Indian Isl. & Humboldt Bay vic., CA -->100->250
- 73. 1861 --~Feb 2, Settlers kill Natives, Eel Riv. above Sonoma Trail, Iaqua vicinity, CA --13-39
- 74. 1861 -- Late Sep, Horse Canyon Massacre, Whites/Natives attack Wailaki, Round Val. CA--100-240
- 75. 1862 -- Aug, massacre of Wailaki Natives, Upper Station, Round Valley Reservation., CA->20
- 76. 1863 -- Jan 29, US Army massacre Shoshone, camp on Bear River, Utah Terr., ID --250-493
- 77. 1863 -- Apr 19, Keysville Massacre, US Army attacks Natives near Keysville, CA -- 35
- 78. 1863 -- Sep 3, massacre, Army attacks Dakota/Lakota Sioux, Whitestone Hill, ND --150-300
- 79. 1864 -- Sep, General massacre of Yana Natives, Northern CA -->335-500
- 80. 1864 -- Nov 29, Sand Creek Massacre of Cheyenne/Arapaho near Fort Lyon, CO --130-150
- 81. 1865 -- Aug 16, Workman/Three Knolls Massacre, Whites kill Yanas, Mill Creek, CA-- ~40
- 82. 1868 -- Nov 27, "Battle" of the Washita, Custer attacks Cheyenne village, OK -- 103
- 83. 1870 -- Jan 23, Baker Massacre/2<sup>nd</sup> Cav. of Piegan camp, Marias River, MT Terr. --173-217
- 84. 1871 -- cowboys (4) massacre Yahi women/children, Kingsley Cave, Tehama Co., CA-- ~30
- 85. 1871 -- Apr 30, Massacre of Apache, Camp Grant Arivaipa, Arizona Territory --125-150
- 86. 1890 -- massacre, Natives attacked by U.S. 7<sup>th</sup> Cavalry, Wounded Knee, SD -- 350

---

<sup>2948</sup> Date is uncertain. We have it as late August based on Cpt. Adams report of the incident dated Sep 3, Ft. Crook.

**VIOLENCE** Subset – **MASSACRES/Atrocities (Other)** – **By Mortality**

1. 1836 -- Mar 27, Mexican Pres. Santa Anna orders execution of TX prisoners, Goliad, TX--342
2. 1833 -- Early Sum., Cutthroat Gap Massacre, Osage attack Kiowa, ~Saddle Mt., OK --~150
3. 1862 -- Oct 24, Massacre of Tonkawa by pro-Union Natives near Anadarko, OK --136-150
4. 1565 -- Sep 20, Massacre, Spanish troops kill male French colonists, Fort Caroline FL<sup>2949</sup>~140
5. 1857 -- Sep 11, Mt. Meadows Massacre, Mormons/Paiutes attack Wagon Train, UT--120-140
6. 1866 -- May 19-21, Massacres of Chinese Miners by Natives, Battle Creek vic., OR --50-150
7. 1873 -- Aug 05, Massacre, Dakota (Sioux) attack Pawnee hunting party ~Trenton, NE-- 69
8. 1831 -- Aug 21-23, Nat Turner Slave Revolt/Massacre of Whites, Southampton Co., VA-55-65
9. 1815 -- Apr 06, Massacre of American Prisoners-of-War, Dartmoor Prison, England -- 7-64
10. 1831 -- Aug 23-31, White response to Turner revolt, Blacks killed without trial, VA/NC ~32-~54
  
11. 1676 -- Jun 12, Mohawks massacre Native camp whose men were attacking Hadley, MA--50
12. 1887 -- May 25, Chinese gold miners slain by thieves, Massacre Cove, Wallowa Co., OR--31-34
13. 1863 -- Apr 11, Chilula Massacre by Hoopa/Chilulas ~Stone Lagoon, Humboldt Co., CA-- ~30
14. 1885 -- Sep 2, Massacre, Racial/Union Violence, Chinese Miners, Rock Springs WY<sup>2950</sup>-- 28
15. 1850 -- Apr 03, Sioux massacre Chippewa men, women, children, Apple River, WI -- 14

---

<sup>2949</sup> Today's Jacksonville.

<sup>2950</sup> Cross-listed under Violence-Labor, Violence-Racial, and Violence-Terrorism.

**VIOLENCE** Subset – **MASSACRES/Atrocities (Other)** – **Chronological**

1. 1565 --Sep 20, Massacre, Spanish troops kill male French colonists, Fort Caroline L<sup>2951</sup> ~140
2. 1676 -- Jun 12, Mohawks massacre Native camp whose men were attacking Hadley, MA--50
3. 1815 -- Apr 06, Massacre of American Prisoners-of-War, Dartmoor Prison, England -- 7-64
4. 1831 -- Aug 21-23, Nat Turner Slave Revolt/Massacre of Whites, Southampton Co., VA-55-65
5. 1831 -- Aug 23-31, White response to Turner revolt, Blacks killed without trial, VA/NC ~32--54
6. 1833 -- Early Sum., Cutthroat Gap Massacre, Osage attack Kiowa, ~Saddle Mt., OK -- ~150
7. 1836 -- Mar 27, Mexican Pres. Santa Anna orders execution of TX prisoners, Goliad, TX--342
8. 1850 -- Apr 03, Sioux Massacre Chippewa men, women, children, Apple River, WI -- 14
9. 1857 -- Sep 11, Mt. Meadows Massacre, Mormons/Paiutes attack Wagon Train, UT--120-140
10. 1862 -- Oct 24, Massacre of Tonkawa by pro-Union Natives near Anadarko, OK --136-150
11. 1863 -- Apr 11, Chilula Massacre by Hoopa/Chilulas ~Stone Lagoon, Humboldt Co., CA-- ~30
12. 1866 -- May 19-21, Massacres of Chinese Miners by Natives, Battle Creek vic., OR --50-150
13. 1873 -- Aug 5, Massacre, Dakota (Sioux) attack Pawnee hunting party ~Trenton, NE -- 69
14. 1885 -- Sep 2, Massacre, Racial/Union Violence, Chinese Miners, Rock Springs WY<sup>2952</sup>-- 28
15. 1887 -- May 25, Chinese gold miners slain by thieves, Massacre Cove, Wallowa Co., OR--31-34

---

<sup>2951</sup> Today's Jacksonville.

<sup>2952</sup> Cross-listed under Violence-Labor, Violence-Racial, and Violence-Terrorism.

**VIOLENCE** Subset – **NEGLIGENCE**

1. 1884 -- June 4, Infant Bodies found, Nivison Home for Infants, Hammonton, NJ -- 21

**VIOLENCE – PLANES BLOWN-Up/Crashed Subset–By Mortality**

1. 1999 -- Oct 31, Mass Murder, Egypt Air Flight 990 Crash, off Nantucket Is. MA<sup>2953</sup> -- 217
2. 1974 -- Sep 08, TWA Flight 841, Tel Aviv to NYC, terrorist bomb, Ionian Sea --US 20 of 88
3. 1962 -- May 22, Mass Mur., Continental Flight 11 Blown-Up over Unionville, MO<sup>2954</sup>-- 45
4. 1955 -- Nov 01, Mass Murder, United Flight No. 629 Blown Up over Denver, CO<sup>2955</sup> -- 44
5. 1964 -- May 07, Mass Mur., Pilot Shot, Pacific Air 773 Crashes, San Ramon, CA,<sup>2956</sup> -- 44
6. 1987 -- Dec 07, Mass Mur., Pacific SW Flight 1771 Hijacked/Crashed, Cayucos, CA<sup>2957</sup>-- 43
7. 1959 -- Nov 16, Mass Mur., National Airlines 967 Brought Down, Gulf of Mexico<sup>2958</sup>-- 42
8. 1960 -- Jan 06, Mass Murder, National Air Flight 2511 Blown-up, Bolivia, NC<sup>2959</sup> -- 34

**VIOLENCE – PLANES Blown-Up or Crashed Subset–Chronological**

1. 1955 -- Nov 01, Mass Murder, United Flight No. 629 Blown Up over Denver, CO<sup>2960</sup> -- 44
2. 1959 -- Nov 16, Mass Mur., National Airlines 967 Brought Down, Gulf of Mexico<sup>2961</sup>-- 42
3. 1960 -- Jan 06, Mass Murder, National Air Flight 2511 Blown-up, Bolivia, NC<sup>2962</sup> -- 34
4. 1962 -- May 22, Mass Mur., Continental Flight 11 Blown-Up over Unionville, MO<sup>2963</sup>-- 45
5. 1964 -- May 07, Mass Mur., Pilot Shot, Pacific Air 773 Crashes, San Ramon, CA,<sup>2964</sup> -- 44
6. 1974 -- Sep 08, TWA Flight 841, Tel Aviv to NYC, terrorist bomb, Ionian Sea --US 20 of 88
7. 1987 -- Dec 07, Mass Mur., Pacific SW Flight 1771 Hijacked/Crashed, Cayucos, CA<sup>2965</sup>-- 43
8. 1999 -- Oct 31, Mass Murder, Egypt Air Flight 990 Crash, off Nantucket Is. MA<sup>2966</sup> -- 217

---

<sup>2953</sup> Cross-listed under Aviation.

<sup>2954</sup> Cross-listed under Aviation and Violence-Bombing.

<sup>2955</sup> Cross-listed under Aviation and Violence-Bombing.

<sup>2956</sup> Cross-listed under Aviation.

<sup>2957</sup> Cross-listed under Aviation.

<sup>2958</sup> Cross-listed under Aviation.

<sup>2959</sup> Cross-listed under Aviation and Violence-Bombing.

<sup>2960</sup> Cross-listed under Aviation and Violence-Bombing.

<sup>2961</sup> Cross-listed under Aviation.

<sup>2962</sup> Cross-listed under Aviation and Violence-Bombing.

<sup>2963</sup> Cross-listed under Aviation and Violence-Bombing.

<sup>2964</sup> Cross-listed under Aviation.

<sup>2965</sup> Cross-listed under Aviation.

<sup>2966</sup> Cross-listed under Aviation.



**Violence -- PLANE SHOT DOWN by air-to-air Missile -- By Mortality**

1. 1983 -- Sep 1, Korean Air 007 (NY to Seoul) shot down by USSR off Sakhalin Isl.<sup>2967</sup>--269 (US 61-94)

---

<sup>2967</sup> 61-62 were U.S. citizens (depending on source). Thirty-two were foreign nationals living in the U.S.

**VIOLENCE– POISONING Subset --Deadliest American – By MORTALITY**

1. 1850 -- “Friendship Feast,” Whites poison Trinity Riv. Wintu Natives, Shasta Co., CA<sup>2968</sup>145

**OTHER:**

- 1982 -- Sep 29, Sabotage/Poisoning deaths begin, Tylenol Tampering, Chicago, IL<sup>2969</sup>-- 7

**VIOLENCE– POISONING Subset -- Deadliest American -- CHRONOLOGICAL**

1. 1850 -- “Friendship Feast,” Whites poison Trinity Riv. Wintu Natives, Shasta Co., CA<sup>2970</sup>145  
1982 -- Sep 29, Sabotage/Poisoning deaths begin, Tylenol Tampering, Chicago, IL<sup>2971</sup>-- 7

---

<sup>2968</sup> Cross-listed in Violence – Massacres.

<sup>2969</sup> Cross-listed in Sabotage.

<sup>2970</sup> Cross-listed in Violence – Massacres.

<sup>2971</sup> Cross-listed in Sabotage.

**VIOLENCE -- POLITICAL: Secession, Uprising, Revolt, Riot, Mob Subset-By Mortality**

1. 1868 -- Sep 28-29, Opelousas Massacre (racial/political), St. Landry Parish, LA --200-300
2. 1836 -- Feb 23-March 6, fall of the Alamo, Texans Revolt from Mexico -- 257
3. 1874 -- Apr 30-May 9 "Brooks-Baxter (contending Govs.) War" Little Rock AR -- >200
4. 1863 -- July 13-17, Anti-Draft and Racial Riots, New York City, NY<sup>2972</sup> --105-~120
5. 1873 -- Apr 13, Racial and Political Violence, Colfax, Louisiana --67-105
6. 1811 -- Jan, Deslondes Slave Rebellion and Retaliation, German Coast, LA -- 101
7. 1771 -- May 16, "Regulators" uprising, Battle of Alamance, near Burlington, NC --26-~100
8. 1876 -- Sep 15-21, Racial Violence, esp. ~Ellenton, Aiken & Barnwell Co's. SC<sup>2973</sup> --25-100
9. 1831 -- Aug 21-23, Nat Turner Slave Revolt/Massacre of Whites, Southampton Co., VA --55-65
10. 1875 -- Sep 4-6, Racial/pol. violence, whites attack blacks, Clinton, Hinds Co., MS<sup>2974</sup>-37-57
  
11. 1884 -- Mar 28-30, Hamilton County Courthouse Riots, Cincinnati, OH<sup>2975</sup> --45-56
12. 1866 -- July 30, Racial/Political "Riots", Blacks seeking rights, New Orleans, LA<sup>2976</sup> --38-48
13. 1874, Sep 14, White League vs. Republican Race/Politics Battle, New Orleans LA<sup>2977</sup> - 27-38
14. 1800 -- Aug 30, Gabriel's Rebellion/Slave Uprising/Mass Hanging, Richmond, VA -- 35
15. 1882 -- June, Slave Insurrection Conspiracy Charge, Executions, Charleston, SC -- 35
16. 1950 -- Oct 29-Nov 6,<sup>2978</sup> Independence uprisings multiple locations, Puerto Rico -- ~33
17. 1874 -- Aug 30, Racial/Political Coushatta Massacre, Coushatta to Shreveport, LA<sup>2979</sup>--10-26
18. 1898 -- Nov 10, Racial and Political (local coup d'état) Violence, Wilmington, NC --22-26
19. 1677 -- Leaders of Bacon's Rebellion (colonists vs. Gov. Berkeley) hanged in VA --22-23
20. 1855--Aug 6, Vote day Know-Nothing anti-German/Irish/Catholic riot, Louisville, KY<sup>2980</sup>-22
21. 1712 -- April 6, Fear of Insurrection of Blacks, Executions, NY, NY -- 21
22. 1859 -- Oct 16-18, John Brown Insurrection, Harper's Ferry, VA, -- 20
23. 1847 -- Jan 19-20 Mexican/Pueblo Revolt, against U.S. NM occupation, Taos vic. -16-≥19
24. 1884 -- Nov 01, Political Riot, Loreauville, Iberia Parish, LA -- ≥18
25. 1861 -- April 19, Secession Mob Attacks 6<sup>th</sup> MA & 7<sup>th</sup> PA Regiments, Baltimore, MD-- 16
26. 1848 -- Violence, Vigilante Riot, Jailhouse, Cincinnati, OH -- 11
27. 1854 -- Aug 7-8, Voting Riots, Nativist "Know Nothings" vs. Irish, St. Louis, MO<sup>2981</sup> -- 10

---

<sup>2972</sup> Cross-listed in Racial Violence.

<sup>2973</sup> Cross-listed herein given the strong Democrat versus Republican backdrop and component of this violence.

<sup>2974</sup> Cross-listed in Racial Violence. Majority of targets were Black men, in general, and Republican leaders.

<sup>2975</sup> Cross-listed in the Violence subset Racial/Ethnic, in that one source considers it such, but at least one does not.

<sup>2976</sup> Cross-listed in the Violence subset Racial/Ethnic.

<sup>2977</sup> Cross-listed in the Violence subset Racial/Ethnic.

<sup>2978</sup> Most of the fighting was over by Nov 1, but did not conclude entirely until Nov 6.

<sup>2979</sup> Cross-listed in the Violence subset Racial/Ethnic.

<sup>2980</sup> Cross-listed in the Violence subset Racial/Ethnic Incidents, Riots, Attacks, and in the Religious subset.

<sup>2981</sup> Cross-listed in the Violence subset Racial/Ethnic Incidents, Riots, Attacks.

**VIOLENCE--POLITICAL Subset: Secession/Uprising/Revolt/Riot/Mob--Chronological**

1. 1677 -- Leaders of Bacon's Rebellion (colonists vs. Gov. Berkeley) hanged in VA --22-23
2. 1712 -- April 06, fear of insurrection of Blacks, Executions, NY, NY -- 21
3. 1771 -- May 16, "Regulators" uprising, Battle of Alamance, near Burlington, NC --26--100
4. 1800 -- Aug 30, Gabriel's Rebellion/Slave Uprising/Mass Hanging, Richmond, VA -- 35
5. 1811 -- Jan, Deslondes Slave Rebellion and Retaliation, German Coast, LA -- 101
6. 1831 -- Aug 21-23, Nat Turner Slave Revolt/Massacre of Whites, Southampton Co., VA --55-65
7. 1836 -- Feb 23-March 6, fall of the Alamo, Texans Revolt from Mexico -- 257
8. 1847 -- Jan 19-20 Mexican/Pueblo Revolt, against U.S. NM occupation, Taos vic. --16-≥19
9. 1848 -- Violence, Vigilante Riot, Jailhouse, Cincinnati, OH -- 11
10. 1854 -- Aug 7-8, Voting Riots, Nativist "Know Nothings" vs. Irish, St. Louis, MO<sup>2982</sup> -- 10
11. 1855--Aug 6, Vote day Know-Nothing anti-German/Irish/Catholic riot, Louisville, KY<sup>2983</sup>-22
12. 1859 -- Oct 16-18, John Brown Insurrection, Harper's Ferry, VA, -- 20
13. 1861 -- April 19, Secession Mob Attacks 6<sup>th</sup> MA & 7<sup>th</sup> PA Regiments, Baltimore -- 16
14. 1863 -- July 13-17, Anti-Draft and Racial Riots, New York City, NY<sup>2984</sup> --105--120
15. 1866 -- July 30, Racial/Political "Riots", Blacks seeking rights, New Orleans, LA<sup>2985</sup> --38-48
16. 1868 -- Sep 28-29, Opelousas Massacre (racial/political), St. Landry Parish, LA --200-300
17. 1873 -- April 13, Racial and Political Violence, Colfax, Louisiana --67-105
18. 1874 -- Apr 30-May 9 "Brooks-Baxter (contending Govs.) War" Little Rock AR -- >200
19. 1874 -- Aug 30, Racial/Political Coushatta Massacre, Coushatta to Shreveport, LA<sup>2986</sup>--10-26
20. 1874 -- Sep 14, White League vs. Republican Race/Politics Battle, New Orleans LA<sup>2987</sup> - 27-38
21. 1875 -- Sep 4-6, Racial/pol. violence, whites attack blacks, Clinton, Hinds Co., MS<sup>2988</sup>-37-57
22. 1876 -- Sep 15-21, Racial Violence, esp. ~Ellenton, Aiken & Barnwell Co's. SC<sup>2989</sup> --25-100
23. 1882 -- June, Slave Insurrection Conspiracy Charge, Executions, Charleston, SC -- 35
24. 1884 -- Mar 28-30, Hamilton County Courthouse Riots, Cincinnati, OH<sup>2990</sup> --45-56
25. 1884 -- Nov 01, Political Riot, Loreauville, Iberia Parish, LA -- ≥18
26. 1898 -- Nov 10, Racial and Political (local coup d'état) Violence, Wilmington, NC --22-26
27. 1950 -- Oct 29-Nov 6,<sup>2991</sup> Independence uprisings multiple locations, Puerto Rico -- ~33

---

<sup>2982</sup> Cross-listed in the Violence subset Racial/Ethnic Incidents, Riots, Attacks.

<sup>2983</sup> Cross-listed in the Violence subset Racial/Ethnic Incidents, Riots, Attacks, and in the Religious subset.

<sup>2984</sup> Cross-listed in Racial Violence.

<sup>2985</sup> Cross-listed in the Violence subset Racial/Ethnic.

<sup>2986</sup> Cross-listed in the Violence subset Racial/Ethnic.

<sup>2987</sup> Cross-listed in the Violence subset Racial/Ethnic.

<sup>2988</sup> Cross-listed in Racial Violence. Majority of targets were Black men, in general, and Republican leaders.

<sup>2989</sup> Cross-listed herein given the strong Democrat versus Republican backdrop and component of this violence.

<sup>2990</sup> Cross-listed in the Violence subset Racial/Ethnic, in that one source considers it such, but at least one does not.

**VIOLENCE** – **PRISON Riots** Subset – Deadliest American – **By Mortality**

1. 1971 -- Sep 09-13, Attica Prison riot and government re-taking of prison, Attica, NY<sup>2992</sup>-- 39
  2. 1980 -- Feb 02-03, NM State Penitentiary uprising/inmate killings, near Santa Fe, NM-- ≥33
  3. 1929 -- Oct 3-4, CO State Penitentiary uprising (8 guards, 5 convicts die), Canon City, CO--13
- 1929 -- Dec 11, prison riot, eight convicts and head keeper killed, Auburn Prison, NY<sup>2993</sup>-- 9

**VIOLENCE** – **PRISON Riots** Subset – Deadliest American – **Chronological**

1. 1929 -- Oct 3-4, CO State Penitentiary uprising (8 guards, 5 convicts die), Canon City, CO--13  
1929 -- Dec 11, prison riot, eight convicts and head keeper killed, Auburn Prison, NY<sup>2994</sup>-- 9
2. 1971 -- Sep 9-13, Attica Prison riot and government re-taking of prison, Attica, NY<sup>2995</sup>-- 39
3. 1980 -- Feb 2-3, NM State Penitentiary uprising/inmate killings, near Santa Fe, NM -- ≥33

---

<sup>2991</sup> Most of the fighting was over by Nov 1, but did not conclude entirely until Nov 6.

<sup>2992</sup> Cross-listed in Prison Riots.

<sup>2993</sup> Three other convicts were later executed at Sing Sing Prison, NY for their role in the violence.

<sup>2994</sup> Three other convicts were later executed at Sing Sing Prison, NY for their role in the violence.

<sup>2995</sup> Cross-listed in Prison Riots.

## **VIOLENCE – RACIAL/ETHNIC Incidents, Riots, Attacks Subset – By Mortality**

1. 1868 -- Sep 28, Opelousas Massacre begins (racial/political), St. Landry Parish, LA--150-300
2. 1917 -- July 1-3, especially July 2, East St. Louis anti-Black race riots, IL --48-200
3. 1919 -- Sep 30-Oct 2, racial violence, Hoop Spur, Elaine vicinity, Phillips Co., AR --100-200
4. 1873 -- Apr 13, racial and political violence, Colfax, Louisiana --67-105
5. 1921 -- May 31-June 1, race riot, whites attack blacks, Greenwood area, Tulsa, OK<sup>2996</sup>--39-100
6. 1831 -- Aug 21-23, Nat Turner slave revolt/massacre of whites, Southampton Co., VA --55-65
7. 1875 -- Sep 4-6, racial/pol. violence, whites attack blacks, Clinton, Hinds Co., MS<sup>2997</sup>--37-57
8. 1884 -- Mar 28-30, Hamilton County Courthouse Riot, Cincinnati, OH<sup>2998</sup> --45-56
9. 1831 -- Aug 23-31, White response to Turner revolt, Blacks killed without trial, VA/NC ~32--54
10. 1992 -- Apr 29-May 4, riots following Rodney King verdict, Los Angeles, CA --53-54
  
11. 1741 -- Mar, alleged slave uprising, blacks burned and hanged, NYC, NY --33-52
12. 1874 -- Dec 07, violence-massacre, whites attack blacks, Vicksburg, MS -- 50
13. 1887 -- Nov 23-25, racial/labor violence, striking sugarcane workers, Thibodaux, LA<sup>2999</sup>--30->50
14. 1866 -- May 1-3, racial riots, Irish police lead riots against blacks, Memphis, TN<sup>3000</sup> --46-48
15. 1866 -- July 30, racial/political “riots”, blacks seeking rights, New Orleans, LA<sup>3001</sup> --38-48
16. 1968 -- Apr 4-11, Martin Luther King Jr. assassination rioting, esp. Chicago, DC, --42-46
17. 1967 -- July 23-26, Detroit racial riots and excessive use of Governmental force, MI -- 43
18. 1906 -- Sep 22-26, race rioting, Atlanta, GA --25-40
19. 1874 -- Sep 14, White League vs. Republican; race/politics battle, New Orleans LA<sup>3002</sup>--27-38
20. 1919 -- July 27-31 (dates of major rioting and deaths), race riots, Chicago, IL -- 38
21. 1943 -- June 20-22, Detroit Racial Rioting, MI<sup>3003</sup> -- 34
22. 1965 -- Aug 11-17, Watts Race Riots, Los Angeles, CA -- 34
23. 1871 -- Mar 06-07 approximately, facial violence, Meridian, MS --25-30
24. 1885 -- Sep 2, massacre, racial/union violence, Chinese miners, Rock Springs WY<sup>3004</sup> -- 28
25. 1910 -- July 29-30, racial rioting, whites attack blacks, Slocum, TX and vicinity --18-28
26. 1874 -- Aug 30, racial/political Coushatta Massacre, Coushatta to Shreveport, LA<sup>3005</sup> --10-26
27. 1898 -- Nov 10, racial and political (local coup d'état) violence, Wilmington, NC --22-26
28. 1967 -- July 12-17 (esp. 13<sup>th</sup>), police violence and racial rioting, Newark, NJ<sup>3006</sup> --23-26

<sup>2996</sup> A chapter on the death toll (Clyde Snow) in the report of the 2001 Oklahoma Commission to Study the Tulsa Race Riot of 1921, notes a documented death toll of 39. We have a long footnote in our document on this event accessed via the Spreadsheet which explains why we choose the number 100 as the high-end of our range. Most accounts today report a death toll of up to 300, if not more. The 300 number derives from a 1921 Red Cross report which noted it was one estimate heard, while another was 55, and that the actual number was unknown. The number 300 is a guesstimate of the time not based on documentation, nor any other form of actual counting.

<sup>2997</sup> Cross-listed in Political Violence. Majority of targets were Black men, in general, and Republican leaders.

<sup>2998</sup> Cross-listed in Political violence subset – mob violence after manslaughter jury verdict rather than murder for a German-American and African-American who had killed a white man. One source (a judge) cited in descriptive section denies that this was an ethnic/racial event, but stemmed from a sense of injustice in the verdict.

<sup>2999</sup> There were unconfirmed reports of up to 300 fatalities. Cross-listed in Violence – Labor.

<sup>3000</sup> Forty-six blacks killed by police and rioters; 2 whites killed by friendly-fire. Cross-listed in Gov. Use of Force.

<sup>3001</sup> Cross-listed in the Violence subset Political.

<sup>3002</sup> Cross-listed in the Violence subset Political.

<sup>3003</sup> Cross-listed in Governmental use of force violence subset in that police killed 17 people, all black.

<sup>3004</sup> Cross-listed under Violence-Labor, Violence-Massacres, and Violence-Terrorism.

<sup>3005</sup> Cross-listed in the Violence subset Political.

29. 1910 -- July 03-05, race riots/violence, result of Jack Johnson defeat of Jim Jeffries --18-24  
 30. 1855 -- Aug 6, Vote day Know-Nothing anti-German/Irish/Catholic riot, Louisville KY<sup>3007</sup>22  
 31. 1712 -- Apr 06, violence, fear of insurrection of blacks leads to executions, NY, NY -- 21  
 32. 1871 -- Oct 24, racial violence and massacre, Chinatown, Los Angeles, CA -- 21  
 33. 1888 -- Aug 16, Racial Violence, White Regulators attack Blacks, Freetown, LA --10-21  
 34. 1856 -- Apr 15, Locals and Americans fight, leads to Riot, Panama City, Panama --16-20  
 35. 1911 -- Mar 09-15, Violence, Race Strike, Queen & Crescent Rail, KY, TN -- 20  
 36. 1917 -- Aug 23, 24<sup>th</sup> Infantry (Black)/Camp Logan Mutiny/Racial Riot, Houston, TX -- 20

**VIOLENCE** – **RACIAL/ETHNIC** Incidents, Riots, Attacks Subset – **MORTALITY**

37. 1863 -- July 13-17, Anti-Draft and Racial Riots, NYC (black subset of 105~120)<sup>3008</sup> --11-18  
 38. 1901 -- Oct 27, Race Riot, Balltown, Washington Parish, LA -- 9-18  
 39. 1980 -- May 17-18, racial riots after jury acquits police, black beating death, Miami, FL-- 18  
 40. 1868 -- July 15 time-frame, White vs. Black Conflict, Millican, Brazos Co., TX -- 6-15  
 41. 1904 -- Mar 23-24, Racial Violence Against Blacks, St. Charles, AR -- 13  
 42. 1886 -- Mar 17, Racial Hate Crime, Carrollton Massacre, Carrollton, MS -- 13  
 43. 1855 -- Apr 02, “Know-Nothings” vs. “Over the Rhine” Riot, Cincinnati, OH --10-12  
 44. 1900 -- Jul 24-27, Anti-black riots (re. Robert Charles shootings), New Orleans, LA<sup>3009</sup>-- ~12  
 45. 1908 -- Aug 14-15, Springfield Race Riot; whites attack blacks, Springfield, IL --10-≥12  
 46. 1891 -- Mar 14, Racial Vio., Mob Enters Jail, Kills Italian Prisoners, New Orleans LA-- 11  
 47. 1854 -- Aug 07-8, Voting Riots, Nativist “Know Nothings” vs. Irish, St. Louis, MO<sup>3010</sup>-- 10  
 48. 1889 -- Dec 25, Racial Violence, Jesup, GA --6~10  
 49. 2022 -- May 14, hate crime shooting, Top Supermarket, Buffalo, NY -- 10

**Other:**

- 1945 -- July 08, U.S. Army guard machine-guns sleeping German POWs, Salina, UT -- 9  
 1923 -- Jan 01-07, Rosewood Rioting, Whites attack Blacks, Rosewood, Levy Co., FL -- ≥8  
 1876 -- July 08, whites attack blacks (inc. Co. A, 9<sup>th</sup> Regiment, SCNG) Hamburg, SC -- 7  
 2012 -- Aug 05, Mass Shooting, Sikh Temple of Wisconsin Oak Creek, WI -- 7  
 1919 -- July 19-23, Race Riots, Washington, DC -- 6

<sup>3006</sup> One death was a drug overdose. Have not been able to determine why this was attributed to the rioting. There were twenty-three shooting deaths, an allegedly riot-related heart attack, and a vehicular related death.

<sup>3007</sup> Cross-listed in the Violence subset Political, and in the Religious subset.

<sup>3008</sup> Cross-listed in Political Violence.

<sup>3009</sup> This is an estimate of blacks killed by mobs, and does not include the 7 Robert Charles-related deaths, nor his.

<sup>3010</sup> Cross-listed in the Violence subset Political.

## **VIOLENCE** – **RACIAL** Incidents, Riots, Attacks Subset -- **CHRONOLOGICAL**

1. 1712 -- Apr 06, violence, fear of insurrection of blacks leads to executions, NY, NY -- 21
2. 1741 -- Mar, Alleged Slave Uprising, Blacks Burned and Hanged, NYC, NY --33-52
  
3. 1831 -- Aug 21-23, Nat Turner Slave Revolt/Massacre of Whites, Southampton Co., VA --55-65
4. 1831 -- Aug 23-31, White response to Turner revolt, Blacks killed without trial, VA/NC --~32~54
  
5. 1854 -- Aug 7-8, Voting Riots, Nativist “Know Nothings” vs. Irish, St. Louis, MO<sup>3011</sup> -- 10
6. 1855 -- Apr 02, “Know-Nothings” vs. “Over the Rhine” Riot, Cincinnati, OH --10-12
7. 1855--Aug 6, Vote day Know-Nothing anti-German/Irish/Catholic riot, Louisville, KY<sup>3012</sup>-22
8. 1856 -- Apr 15, Locals and Americans fight, leads to Riot, Panama City, Panama --16-20
  
9. 1863 -- July 13-17, Anti-Draft and Racial Riots, NYC (black subset of 105~120)<sup>3013</sup> --11-18
10. 1866 -- May 1-3, Racial riots, Irish police lead riots against blacks, Memphis, TN<sup>3014</sup> --46-48
11. 1866 -- July 30, Racial/Political “Riots”, Blacks seeking rights, New Orleans, LA<sup>3015</sup> --38-48
12. 1868 -- July 15 time-frame, White vs. Black Conflict, Millican, Brazos Co., TX -- 6-15
13. 1868 -- Sep 28-29, Opelousas Massacre (racial/political), St. Landry Parish, LA --200-300
  
14. 1871 -- Mar 6-7 approximately, Racial Violence, Meridian, MS --25-30
15. 1871 -- Oct 24, Racial Violence and Massacre, Chinatown, Los Angeles, CA -- 21
16. 1873 -- April 13, Racial and Political Violence, Colfax, Louisiana --67-105
17. 1874 -- Aug 30, Racial/Political Coushatta Massacre, Coushatta to Shreveport, LA<sup>3016</sup>--10-26
18. 1874 -- Sep 14, White League vs. Republican Race/Politics Battle, New Orleans LA<sup>3017</sup> --27-38
19. 1874 -- Dec 07, Violence-Massacre, Whites attack Blacks, Vicksburg, MS -- 50
20. 1875 -- Sep 4-6, Racial/pol. violence, whites attack blacks, Clinton, Hinds Co., MS<sup>3018</sup>-37-57  
1876 -- July 08, Whites attack blacks (inc. Co. A, 9<sup>th</sup> Regiment, SCNG) Hamburg, SC-- 7
  
21. 1884 -- March 28-30, Hamilton County Courthouse Riot, Cincinnati, OH<sup>3019</sup> --45-56
22. 1885 -- Sep 2, Massacre, Racial/Union Violence, Chinese Miners, Rock Springs WY<sup>3020</sup>-- 28
23. 1886 -- Mar 17, Racial Hate Crime, Carrollton Massacre, Carrollton, MS -- 13
24. 1887 -- Nov 23-25, Violence, racial/labor, striking sugarcane workers, Thibodaux, LA<sup>3021</sup> --30->50
25. 1888 -- Aug 16, Racial Violence, White Regulators attack Blacks, Freetown, LA --10-21
26. 1889 -- Dec 25, Racial Violence, Jesup, GA --6~10

---

<sup>3011</sup> Cross-listed in Political Violence.

<sup>3012</sup> Cross-listed in Political Violence, and in the Religious Violence subsets.

<sup>3013</sup> Cross-listed in Political Violence.

<sup>3014</sup> Forty-six blacks killed by police and rioters; 2 whites killed by friendly-fire. Cross-listed in Gov. Use of Force.

<sup>3015</sup> Cross-listed in Political Violence.

<sup>3016</sup> Cross-listed in Political Violence.

<sup>3017</sup> Cross-listed in Political Violence.

<sup>3018</sup> Cross-listed in Political Violence. Majority of targets were Black men, in general, and Republican leaders.

<sup>3019</sup> Cross-listed in Political Violence – mob violence after a jury verdict of manslaughter rather than murder for a German-American and African-American who had killed a white man. One source (a judge) cited in descriptive section denies that this was an ethnic/racial event, but stemmed from a sense of injustice in the verdict.

<sup>3020</sup> Cross-listed under Labor Violence, Violence-Massacres, and Violence-Terrorism.

<sup>3021</sup> There were unconfirmed reports of up to 300 fatalities. Cross-listed in Labor Violence.



27. 1891 -- Mar 14, racial violence, mob enters jail, kills Italian prisoners, New Orleans LA-- 11  
 28. 1898 -- Nov 10, racial and political (local coup d'état) violence, Wilmington, NC --22-26

**VIOLENCE** – **RACIAL** Incidents, Riots, Attacks Subset -- **CHRONOLOGICAL**

29. 1900 -- Jul 24-27, anti-black riots (re. Robert Charles shootings), New Orleans, LA<sup>3022</sup>-- ~12  
 30. 1901 -- Oct 27, race riot, Balltown, Washington Parish, LA -- 9-18  
 31. 1904 -- Mar 23-24, racial violence against blacks, St. Charles, AR -- 13  
 32. 1906 -- Sep 22-26, racial rioting, Atlanta, GA --25-40  
 33. 1908 -- Aug 14-15, Springfield race riot; whites attack blacks, Springfield, IL --10-≥12
34. 1910 -- Jul 03-05, race riots/violence, result of Jack Johnson defeat of Jim Jeffries --18-24  
 35. 1910 -- July 29-30, racial rioting, whites attack blacks, Slocum, TX and vicinity --18-28  
 36. 1911 -- Mar 09-15, racial strike, Queen & Crescent Rail, KY, TN -- 20  
 37. 1917 -- July 01-03, especially July 2, East St. Louis anti-black race riots, IL --48-200  
 38. 1917 -- Aug 23, 24<sup>th</sup> Infantry (black)/Camp Logan mutiny/racial riot, Houston, TX -- 20  
 1919 -- July 19-23, race riots, Washington, DC -- 6  
 39. 1919 -- July 27-31 (dates of major rioting and deaths), race riots, Chicago, IL -- 38  
 40. 1919 -- Sep 30-Oct 2, Elaine race riot/Elaine race massacre, against blacks, Elaine, AK--<100
41. 1921 -- May 31-June 1, race riot, whites attack blacks, Greenwood area, Tulsa, OK<sup>3023</sup>-39-100  
 1923 -- Jan 01-07, Rosewood rioting, whites attack blacks, Rosewood, Levy Co., FL -- ≥8
42. 1943 -- June 20-22, Detroit racial rioting, MI<sup>3024</sup> -- 34  
 1945 -- July 08, U.S. Army guard machine-guns sleeping German POWs, Salina, UT -- 9
43. 1965 -- Aug 11-17, Watts Race Riots, Los Angeles, CA -- 34  
 44. 1967 -- July 12-17 (esp. 13<sup>th</sup>), police violence and racial rioting, Newark, NJ<sup>3025</sup> --23-26  
 45. 1967 -- July 23-26, Detroit racial riots and excessive use of Governmental force, MI -- 43  
 46. 1968 -- Apr 04-11, Martin Luther King Jr. assassination rioting, esp. Chicago, DC --42-46
47. 1980 -- May 17-18, racial riots after jury acquits police, black beating death, Miami FL-- 18
48. 1992 -- Apr 29-May 4, riots following Rodney King verdict, Los Angeles, CA --53-54
- 2012 -- Aug 05, mass shooting, Sikh Temple of Wisconsin Oak Creek, WI -- 7

<sup>3022</sup> This is an estimate of blacks killed by mobs, and does not include the 7 Robert Charles-related deaths, nor his.

<sup>3023</sup> A chapter on the death toll (Clyde Snow) in the report of the 2001 Oklahoma Commission to Study the Tulsa Race Riot of 1921, notes a documented death toll of 39. We have a long footnote in our document on this event accessed via the Spreadsheet which explains why we choose the number 100 as the high-end of our range. Most accounts today report a death toll of up to 300, if not more. The 300 number derives from a 1921 Red Cross report which noted it was one estimate heard, while another was 55, and that the actual number was unknown. The number 300 is a guesstimate of the time not based on documentation, nor any other form of actual counting.

<sup>3024</sup> Cross-listed in Governmental use of force violence subset in that police killed 17 people, all black.

<sup>3025</sup> One death was a drug overdose. Have not been able to determine why this was attributed to the rioting. There were twenty-three shooting deaths, an allegedly riot-related heart attack, and a vehicular related death.

49. 2022 -- May 14, hate crime shooting, Top Supermarket, Buffalo, NY

-- 10

**VIOLENCE -- RELIGIOUS Incidents and Riots Subset -- By Mortality**

1. 1863 -- July 11-17, New York Draft Riots -- 100
2. 1871 -- July 12, Boyne Day Parade and Religious “Orange Riot,” NYC -- < 60
3. 1844 -- July 6-8, Anti Irish-Catholic Nativist Riot/Military Response, Philly, PA --15-50
4. 2016 -- June 12 -- Shooting/Terrorism/Hate-Crime, Gay Nightclub, Orlando, FL<sup>3026</sup> --<sup>3027</sup>50
5. 1640 -- Violence, Spanish hang Natives for not renouncing their faith, present day NM-- 40
6. 1855--Aug 6, Vote day Know-Nothing anti-German/Irish/Catholic riot, Louisville, KY<sup>3028</sup>-22
7. 1655 -- Mar 20, Battle of Severn, Catholics attack Puritans, Horn Pt., Annapolis, MD<sup>3029</sup>-- 19
8. 1838 -- Haun’s Mill (Mormon) Massacre, Caldwell County, MO, October 30 -- 18
9. 1844 -- May 6-8, Riots, Protestant Nativists and Catholic Irish, Philadelphia, PA -- 14

**VIOLENCE -- RELIGIOUS Incidents and Riots Subset -- Chronological**

1. 1640 -- Violence, Spanish hang Natives for not renouncing their faith, present day NM-- 40
2. 1655 -- Mar 20, Battle of Severn, Catholics attack Puritans, Horn Pt., Annapolis, MD<sup>3030</sup>-- 19
3. 1838 -- Haun’s Mill (Mormon) Massacre, Caldwell County, MO, October 30 -- 18
4. 1844 -- May 6-8, Riots, Protestant Nativists and Catholic Irish, Philadelphia, PA -- 14
5. 1844 -- July 6-8, Anti Irish-Catholic Nativist Riot/Military Response, Philly, PA --15-50
6. 1855--Aug 6, Vote day Know-Nothing anti-German/Irish/Catholic riot, Louisville, KY<sup>3031</sup>-22
7. 1863 -- New York Draft Riots, July 11-17 -- 100
8. 1871 -- Boyne Day Parade and Religious “Orange Riot,” NYC, July 12 -- < 60
9. 2016 -- June 12 -- Shooting/Terrorism/Hate-Crime, Gay Nightclub, Orlando, FL<sup>3032</sup> --<sup>3033</sup>50

---

<sup>3026</sup> Cross-listed here and in Terrorism (due to radical Islamic terrorism communications). Posted here in that the shooter’s apparent hatred toward gays stems from religious teachings that gays are abominations.

<sup>3027</sup> Shooter shot and killed 49 people before being shot and killed by police – bringing total number of deaths to 50,

<sup>3028</sup> Cross-listed in the Violence subset Political, and in the Racial/Ethnic subset.

<sup>3029</sup> Cross-listed in Violence subset “Battles.”

<sup>3030</sup> Cross-listed in Violence subset “Battles.”

<sup>3031</sup> Cross-listed in the Violence subset Political, and in the Racial/Ethnic subset.

<sup>3032</sup> Cross-listed here and in Terrorism (due to radical Islamic terrorism communications). Posted here in that the shooter’s apparent hatred toward gays stems from religious teachings that gays are abominations.

<sup>3033</sup> Shooter shot and killed 49 people before being shot and killed by police – bringing total number of deaths to 50,

**VIOLENCE – SABOTAGE Subset – By Mortality**

1. 1939 -- Aug 12, Sabotage, Train Derails, South Pacific Railroad Carlin, NV<sup>3034</sup> -- 24
2. 1905 -- June 21, Sabotage, Train Derails, Twentieth Century Limited, Mentor, OH<sup>3035</sup> -- 19-21
3. 1884 -- Nov 13, Sabotage, Houston & TX Central Train derails, ~Hempstead, TX<sup>3036</sup> -- 9-12
4. 1914 -- Sep 18, Sabotage, Train Derailment, Livingston, AL -- 10

**Fewer Than Ten Deaths**

- 1916 -- July 30, Sabotage, Black Tom Munitions Depot, NY Bay, Jersey City, NJ -- 7  
1982 -- Sep 29, Sabotage/Poisoning deaths begin, Tylenol Tampering, Chicago, IL<sup>3037</sup> -- 7

---

<sup>3034</sup> Cross-listed in Rail.

<sup>3035</sup> Cross-listed in Rail.

<sup>3036</sup> Cross-listed in Rail.

<sup>3037</sup> Cross-listed in Poisoning.

**VIOLENCE – SCHOOL SHOOTINGS (and one Bombing) Subset – By Mortality**

1.	1927 -- May 18, dynamite bombing, Bath Township Consolidated School, MI <sup>3038</sup>	--	46
2.	2007 -- April 16, Virginia Tech shootings, Blacksburg, VA <sup>3039</sup>	--	32-33
3.	2012 -- Dec 14, Sandy Hook Elementary School mass shooting, Newtown, CT <sup>3040</sup>	--	27-28
4.	2022 -- May 24, Robb Elementary School shooting (19 students 2 teachers killed) Uvalde TX-21		
5.	1966 -- Aug 1, Charles Whitman killing spree, Univ. TX-Austin Tower sniper, TX <sup>3041</sup>	--	16-17
6.	2018 -- Feb 14, Marjory Stoneman Douglas High School, school shooting, Parkland FL--		17
7.	1999 -- Apr 20, Columbine High School shooting, Columbine, CO <sup>3042</sup>	--	13-15
8.	2005 -- Mar 21, 16-year-old killing spree, Red Lake HS & vic., Red Lake, MN <sup>3043</sup>	--	9-10
9.	2015 -- Oct 1, Umpqua Community College mass shooting, Roseburg, OR <sup>3044</sup>	--	9-10
10.	2018 -- May 18, Santa Fe High School, school shooting, Santa Fe (near Houston), TX--		10
	1976 -- July 12, California State University Fullerton Library shooting Rampage. CA --		7
	2012 -- Apr 02, Oikos University school shootings, Oakland, CA <sup>3045</sup>	--	7
	2014 -- May 23, Univ. of California at Santa Barbara mass murder, Isla Vista, CA <sup>3046</sup>	--	6-7
	1989 -- Jan 17, Cleveland Elementary School shooting, Stockton, CA <sup>3047</sup>	--	5-6
	1991 -- Nov 01, Gang Lu killing spree, University of Iowa, Iowa City, IA <sup>3048</sup>	--	5-6
	2006 -- Oct 02, West Nickel Mines School (Amish) shooting, Lancaster County, PA <sup>3049</sup>	--	5-6
	2008 -- Feb 14, classroom killings, Northern Illinois University, DeKalb, IL <sup>3050</sup>	--	5-6
	2023 -- Mar 27, shooting, The Covenant Church elementary school, Nashville, TN	--	6
	1998 -- Mar 24, Westside Middle School shootings, Jonesboro, AR <sup>3051</sup>	--	5

<sup>3038</sup> Kehoe's bombs initially killed 37 elementary school children and 2 teachers. He murdered his wife. Detonated car bomb killing himself, school superintendent, village postmaster, postmaster's father-in-law. On August 22, 1927, student Beatrice Gibbs dies of injuries, and about one-year later 2<sup>nd</sup> grader Richard Fritz died of "lingering injuries." Cross-listed in Violence subset School Shootings/Bombings.

<sup>3039</sup> Shooter killed 32 students and faculty; then committed suicide. Thus "33" includes the shooter.

<sup>3040</sup> Shooter killed 27 – 20 children & 6 adults at the school, plus his mother at home. Then committed suicide (#28).

<sup>3041</sup> Whitman killed his wife and mother in Austin and then 14 people at the University, prior to his being killed.

<sup>3042</sup> Two seniors killed 12 students and 1 teacher before committing suicide; thus 13 victims and 15 total deaths.

<sup>3043</sup> Nine killed -- shooter's grandfather and grandfather's girlfriend, a security guard at Red Lake High School, 5 high school students and one teacher, before 16-year-old high school student shooter committed suicide.

<sup>3044</sup> The shooter, 26-year-old Chris Harper Mercer, killed nine people, wounded seven, and died in police shootout.

<sup>3045</sup> Cross-listed in Rampage Shootings

<sup>3046</sup> Six students were shot or stabbed to death before the killer shot himself in the head.

<sup>3047</sup> Five children, ages 6-9, were killed before gunman killed himself. The question for some is does one count the murderer as a victim of this tragedy as well? The one person range in the sources reflect this question, with the exception of a source which incorrectly notes the death of one teacher (one teacher was injured.)

<sup>3048</sup> Four University of Iowa faculty and one student killed before gunman commits suicide.

<sup>3049</sup> Ten girls aged 6-13 shot, five of whom died, before killer committed suicide in the schoolhouse.

<sup>3050</sup> Five student victims and the gunman suicide.

<sup>3051</sup> The two Westside School students killed four fellow students and one teacher, wounding 10 others.

**VIOLENCE – SCHOOL SHOOTINGS (and one Bombing) Subset – Chronological**

1. 1927 -- May 18, dynamite bombing, Bath Township Consolidated School, MI<sup>3052</sup> -- 46
2. 1966 -- Aug 01, Charles Whitman killing spree, Univ. TX-Austin Tower Sniper<sup>3053</sup> --16-17
- 1976 -- July 12, California State University Fullerton Library shooting rampage -- 7
- 1989 -- Jan 17, school shooting, Cleveland Elementary School, Stockton, CA<sup>3054</sup> -- 5-6
- 1991 -- Nov 01, Gang Lu school killing spree, University of Iowa, Iowa City, IA<sup>3055</sup> -- 5-6
- 1998 -- Mar 24, Westside Middle School shootings, Jonesboro, AR<sup>3056</sup> -- 5
3. 1999 -- April 20, Columbine High School shooting, Columbine, CO<sup>3057</sup> --13-15
4. 2005 -- Mar 21, 16-year-old killing spree, Red Lake HS & vic., Red Lake, MN<sup>3058</sup> -- 9-10
- 2006 -- Oct 2, West Nickel Mines School (Amish) shooting, Lancaster County, PA<sup>3059</sup>-- 5-6
5. 2007 -- Apr 16, Virginia Tech shootings, Blacksburg, VA<sup>3060</sup> --32-33
- 2008 -- Feb 14, classroom killings, Northern Illinois University, DeKalb, IL<sup>3061</sup> -- 5-6
- 2012 -- Apr 02, school shootings, Oikos University, Oakland, CA<sup>3062</sup> -- 7
6. 2012 -- Dec 14, mass shooting, Sandy Hook Elementary School, Newtown, CT<sup>3063</sup> --27-28
- 2014 -- May 23, mass murder, Univ. of California at Santa Barbara, Isla Vista, CA<sup>3064</sup>-- 6-7
7. 2015 -- Oct 01, mass shooting, Umpqua Community College, Roseburg, OR<sup>3065</sup> -- 9-10
8. 2018 -- Feb 14, school shooting, Marjory Stoneman Douglas High Sch., Parkland, FL -- 17
9. 2018 -- May 18, school shooting, Santa Fe High School, Santa Fe (near Houston), TX-- 10
10. 2022 -- May 24, Robb Elementary School shooting (19 students 2 teachers killed) Uvalde TX-21
- 2023 -- Mar 27, shooting, The Covenant Church elementary school, Nashville, TN -- 6

---

<sup>3052</sup> Kehoe's bombs initially killed 37 elementary school children and 2 teachers. He murdered his wife. Detonated car bomb killing himself, school superintendent, village postmaster, postmaster's father-in-law. On August 22, 1927, student Beatrice Gibbs dies of injuries, and about one-year later 2<sup>nd</sup> grader Richard Fritz died of "lingering injuries." Cross-listed in Violence subset School Shootings/Bombings.

<sup>3053</sup> Whitman killed his wife and mother in Austin and then 14 people at the University, prior to his being killed.

<sup>3054</sup> Five children, ages 6-9, before gunman killed himself. The question for some is does one count the murderer as a victim of this tragedy as well? The one person range in the sources reflect this question, with the exception of a source which incorrectly notes the death of one teacher (one teacher was injured.)

<sup>3055</sup> Four University of Iowa faculty and one student killed before gunman commits suicide.

<sup>3056</sup> The two Westside School students killed four fellow students and one teacher, wounding 10 others.

<sup>3057</sup> Two seniors killed 12 students and 1 teacher before committing suicide; thus 13 victims and 15 total deaths.

<sup>3058</sup> Nine killed -- shooter's grandfather and grandfather's girlfriend, a security guard at Red Lake High School, 5 high school students and one teacher, before 16-year-old high school student shooter committed suicide.

<sup>3059</sup> Ten girls aged 6-13 shot, five of whom died, before killer committed suicide in the schoolhouse.

<sup>3060</sup> Shooter killed 32 students and faculty; then committed suicide. Thus "33" includes the shooter.

<sup>3061</sup> Five student victims and the gunman suicide.

<sup>3062</sup> Cross-listed in Rampage Shootings.

<sup>3063</sup> Shooter killed 27 – 20 children & 6 adults at the school, plus his mother at home. Then committed suicide (#28).

<sup>3064</sup> Six students were shot or stabbed to death before the killer shot himself in the head.

<sup>3065</sup> The shooter, 26-year-old Chris Harper Mercer, killed nine people, wounded seven, and died in police shootout.

**VIOLENCE – SHOOTINGS/GUN VIOLENCE** Subset<sup>3066</sup> – **By Mortality**

1. 2017 -- Oct 01, shooting, hotel 32<sup>nd</sup> floor, Country Music Show, Las Vegas, NV<sup>3067</sup> --58-59
2. 2016 -- June 12 -- shooting/terrorism/hate-crime, gay nightclub, Orlando, FL<sup>3068</sup> --<sup>3069</sup>50
3. 2007 -- Apr 16, Virginia Tech shootings, Blacksburg, VA<sup>3070</sup> --32-33
4. 2012 -- Dec 14, mass shooting, Sandy Hook Elementary School, Newtown, CT<sup>3071</sup> --27-28
5. 2017 -- Nov 05, mass shooting, First Baptist Church, Sutherland Springs, TX -- 26
6. 1991 -- Oct 16, George Hennard shootings, Luby's Restaurant, Killeen, TX<sup>3072</sup> --23-24
7. 2019 -- Aug 3, white supremacist lone gunman mass shooting, Walmart, El Paso, TX -- 22
8. 1984 -- July 18, mass shooting, James Oliver Huberty, McDonald's, San Ysidro, CA -- 21
9. 2023 -- Oct 26, mass shooting, bowling alley (8) and bar & grill (10), Lewiston, ME -- 18
10. 1966 -- Aug 01, Charles Whitman killing spree, Univ. TX-Austin Tower sniper<sup>3073</sup> --16-17
11. 2018 -- Feb 14, school shooting, Marjory Stoneman Douglas High School, Parkland, FL-- 17
  
12. 1987 -- Dec 22, 26, 28, R. Gene Simmons killing spree, Dover & Russellville, AR -- 16
13. 1999 -- April 20, Columbine High School shooting, Columbine, CO<sup>3074</sup> --13-15
14. 1986 -- Aug 20, postal worker Pat Sherrill mass shooting, Post Office, Edmond, OK<sup>3075</sup>-- 14
15. 2009 -- April 3, mass shooting, Immigration Services Center, Binghamton, NY<sup>3076</sup> --13-14
16. 2015 -- Dec 2, terrorism, Muslim couple attack, Inland Regional Ctr., San Bernardino, CA<sup>3077</sup>-- 14
17. 1949 -- Sep 06, Howard Barton Unruh rampage mass shooting, Camden, NJ<sup>3078</sup> -- 13
18. 1982 -- Sep 25, George Banks family shooting spree, Jenkins Twp./Wilkes-Barre, PA -- 13
19. 1983 -- Feb 19, mass shootings (13 of 14), Wah Mee Club, Seattle "Chinatown", WA -- 13
20. 2009 -- Nov 05, mass shooting, Army Major Nidal Malik Hasan, Fort Hood, TX<sup>3079</sup> -- 13
21. 2013 -- Sep 16, Navy Yard mass shooting, Washington, DC<sup>3080</sup> -- 13
22. 2018 -- Nov 7, mass shooting (12) suicide/1, Borderline Bar & Grill, Thousand Oaks, CA-- 13
23. 1913 -- Sep 28, rampage shooting spree, brothers on cocaine, Lynching, Harriston, MS --11-12
24. 1990 -- June 17-18, violence/shootings, esp. GMAC (18<sup>th</sup>), Jacksonville, FL<sup>3081</sup> --11-12

---

<sup>3066</sup> Sub-type meant to capture essentially lone-gunman (with exceptions such as Columbine in 1999 and the couple in San Bernardino 2015). Some of these entries will be cross-listed in Violence-School Shootings, and in Violence-Terrorism. We do not include shooting deaths that occurred in such Violence sub-types as Labor-, Racial-, and Religious-Riots violence. See, also, Mass Murder.

<sup>3067</sup> Fifty-nine fatalities including shooter who committed suicide after killing fifty-eight people; wounded hundreds.

<sup>3068</sup> Cross-listed here, in Religious (religion based anti-gay hatred) and in Terrorism.

<sup>3069</sup> Shooter shot and killed 49 people before being shot and killed by police – bringing total number of deaths to 50,

<sup>3070</sup> Shooter killed 32 students and faculty; then committed suicide. Cross-listed in School Shootings.

<sup>3071</sup> Shooter killed 27 – 20 children and 6 adults at school, plus his mother at home. Then committed suicide (#28). Cross-listed in Violence subset School Shootings.

<sup>3072</sup> Twenty-three killed by Hennard, who then killed himself.

<sup>3073</sup> Whitman killed his wife and mother in Austin and then 14 people at the University, prior to his being killed. Cross-listed in Violence subset School Shootings.

<sup>3074</sup> Two seniors killed 12 students and 1 teacher before committing suicide; thus 13 victims and 15 total deaths.

<sup>3075</sup> Sherrill committed suicide by shooting himself before he could be arrested, bringing total death toll to 15. Cross-listed in Violence-Mass Murder.

<sup>3076</sup> Shooter shoots and kills thirteen people and then shoots himself fatally.

<sup>3077</sup> Cross-listed in Violence subset Terrorism.

<sup>3078</sup> Cross-listed in Violence subset Mass Murder.

<sup>3079</sup> Cross-listed in Terrorism.

<sup>3080</sup> Gunman with mental health issues killed twelve Navy Yard workers before being killed by police.

25. 2012 -- July 20, James Holmes mass shooting, Century 16 Theater, Aurora, CO	--	12
26. 2019 -- May 31, workplace shooting, Municipal Cen. Bldg. No. 2, Virginia Beach, VA	--	12
27. 1975 -- Mar 30, rampage shooting, James Ruppert kills relatives, Hamilton, OH	--	11
28. 2018 -- Oct 27, mass shooting, Tree of Life Synagogue, Pittsburgh, PA	--	11
29. 2023 -- Jan 21, Lunar New Year mass shooting, Dance Studio, Monterey Park, CA	--	11

**VIOLENCE – SHOOTINGS/Gun Violence Subset – By Mortality**

30. 1984 -- Apr 15, mass shooting, Christopher Thomas “Palm Sunday Massacre,” NY, NY	--	10
31. 1999 -- July 27-29, Mark Barton mass murder shooting(9)/killing spree (12), Atlanta <sup>3082</sup>	--	9-10
32. 2005 -- Mar 21, 16-year-old killing spree, Red Lake HS & vic., Red Lake, MN	-- <sup>3083</sup>	9-10
33. 2008 -- Dec 24, Pardo mass shooting of wife, in-laws, self & arson deaths, Covina, CA	--	10
34. 2009 -- Mar 10, McLendon shooting spree, Geneva County, AL	--	10
35. 2018 -- May 18, school shooting, Santa Fe High School, Santa Fe (near Houston), TX	--	10
36. 2019 -- Aug 04, mass shooting outside bar (9 deaths), police kill shooter, Dayton, OH	--	10
37. 2021 -- Mar 22, Ahmad Alissa mass shooting, King Soopers grocery, Boulder, CO	--	10
38. 2021 -- May 16, mass shooting/9 and suicide, San Jose Light Rail Yard, San Jose, CA	--	10
39. 2022 -- May 14, hate crime shooting, Top Supermarket, Buffalo, NY	--	10

**Other Events (fewer than ten deaths):**

1945 -- July 08, U.S. Army guard machine-guns sleeping German POWs, Salina, UT	--	9
1982 -- Aug 20, rampage shooting (8), mentally disturbed man (killed), Miami, FL <sup>3084</sup>	--	9
1989 -- Sep 14, assault rifle workplace mass murder (8)/suicide, Louisville, KY	--	9
2010 -- Aug 03, workplace shootings, worker kills 8 coworkers/self, Manchester, CT	--	9
2015 -- May 17, biker-gangs/police shoot-out at Twin Peaks restaurant, Waco, TX	--	9
2021 -- Apr 15, mass-shooting/8, and suicide, FedEx facility ~Indianapolis Airport, IN	--	9
2023 -- May 6, mass shooting, Allen Premium Outlets Mall, Allen, TX (includes gunman)	--	9
1971 -- June 14, “dope den” “execution style” shootings, motel room, Detroit, MI	--	8
1987 -- July 11-12, man shoots wife, two children, his parents, in-laws, Federal Way, WA	--	8
1987 -- Dec 22, 26, 28, R. Gene Simmons killing spree, Dover & Russellville, AR <sup>3085</sup>	--	8
2019 -- Aug 31, shooting rampage (7 killed by shooter), Midland-Odessa area, TX	--	8
2021 -- Mar 16, mass shootings, two Atlanta, one Cherokee County Spas, GA	--	8
1915 -- Mar 06, Monroe Phillips shooting rampage (kills 6, is shot) Brunswick, GA	--	7
1929 -- Feb 14, St. Valentine’s Day Massacre, Capone gang vs. Moran gang, Chicago, IL	--	7
1976 -- July 12, California State Univ. Fullerton Library custodian shooting rampage, CA	--	7

<sup>3081</sup> James Edward Pough shot and killed two people on 17<sup>th</sup>. Next day he killed six at the GM scene, then himself.

Three died later. Thus nine died as result of June 18 attack. In all there were 11 murders and one suicide.

<sup>3082</sup> Barton shot nine people before shooting himself (thus the 10<sup>th</sup> gunshot fatality). Before these shootings he killed his wife and two children by hammer blows to the head in their sleep.

<sup>3083</sup> Nine killed -- shooter’s grandfather and grandfather’s girlfriend, a security guard at Red Lake High School, 5 high school students and one teacher, before 16-year-old high school student shooter committed suicide.

<sup>3084</sup> Cross-listed in Violence subset of Mass Murder.

<sup>3085</sup> Cross-listed in Violence-Mass Murder. Simmons drowned one and strangled seven others, for a total of 16.



1988 -- Feb 16, Richard Wade Farley workplace shootings. ESL Inc., Sunnyvale, CA	--	7
1999 -- Nov 02, workplace mass murder shootings, Xerox, Honolulu, HI	--	7
2014 -- May 23, mass murder, University of California at Santa Barbara, Isla Vista, CA <sup>3086</sup>	--	7
2006 -- Mar 26, mass-shooting, rave afterparty, Capitol Hill community, Seattle, WA <sup>3087</sup>	--	7
2008 -- Feb 15, classroom killings/suicide, Northern IL University, DeKalb, IL	--	7
2012 -- Apr 02, school shootings, Oikos University, Oakland, CA	--	7
2020 -- Sep 06, mass shooting/Laotians, marijuana growing house, Aguanga, CA	--	7
2022 -- July 04, Sniper shoots parade spectators from building roof, Highland Par, IL	--	7
2023 -- Jan 23, mass shootings, mushroom farm and trucking facility, Half Moon Bay, CA	--	7

**VIOLENCE – SHOOTINGS/Gun Violence Subset – By Mortality (continued):**

1982 -- July 2, wife, children, mother-in-law shot (5), suicide, Thompson falls, MT	--	6
1991 -- Nov 1, Gang Lu killing spree, University of Iowa, Iowa City, IA <sup>3088</sup>	--	5-6
1996 -- Feb 09, fired city worker shoots five former coworkers, self, Fort Lauderdale, FL <sup>3089</sup>	--	5-6
2006 -- Oct 02, West Nickel Mines School (Amish) shooting, Lancaster County, PA <sup>3090</sup>	--	6
2011 -- Jan 8, mass shooting (inc. Gabby Giffords), grocery parking lot, Casas Adobes, AZ	--	6
2016 -- Feb 20, Uber driver random mass shootings, Kalamazoo, MI	--	6
2019 -- Feb 15, workplace shooting; five killed by shooter, shooter killed, Aurora, IL	--	6
2023 -- Mar 27, shooting, The Covenant Church elementary school, Nashville, TN	--	6
1856 -- May 24/25, John Brown men kill pro-slavery men ~Pottawatomie Creek, Franklin Co., KS	--	5
1858 -- May 19, Marias des Cygnes Massacre, pro-slavery force raid, Trading Post, KS	--	5
1933 -- June 17, shooting murder of four law officers plus prisoner, Kansas City, MO	--	5
2023 -- Apr 10, workplace mass shooting, Old National Bank, Louisville, KY	--	5

<sup>3086</sup> Six students shot or stabbed to death before the killer shot himself in the head. Cross-listed in School Shootings.

<sup>3087</sup> The shooter murdered six people aged 14, 15, 21, 22, 26 and 32. Committed suicide when police arrived.

<sup>3088</sup> Four University of Iowa faculty and one student killed before gunman commits suicide.

<sup>3089</sup> Gunman shot and killed five former co-workers and then turned gun on himself, committing suicide -- 6<sup>th</sup> death.

<sup>3090</sup> Ten girls aged 6-13 shot, five of whom died, before killer committed suicide in the schoolhouse.

**VIOLENCE – SHOOTINGS/Gun Violence Subset<sup>3091</sup> – Chronological**

- 1856 -- May 24/25, John Brown men kill pro-slavery men ~Pottawatomie Creek, Franklin Co., KS-5  
 1858 -- May 19, Marias des Cygnes Massacre, pro-slavery force raid, Trading Post, KS-- 5
1. 1913 -- Sep 28, Mass Murder Shooting Spree, Lynching, Harriston, MS --11-12  
 1915 -- March 6, Monroe Phillips Shooting Rampage (kills 6, is shot) Brunswick, GA-- 7
  - 1929 -- Feb 14, St. Valentine's Day Massacre, Capone gang vs. Moran gang, Chicago, IL-- 7  
 1933 -- June 17, Shooting murder of four law officers plus prisoner, Kansas City, MO-- 5
  - 1945 -- July 08, U.S. Army guard machine-guns sleeping German POWs, Salina, UT -- 9
  2. 1949 -- Sep 06, Howard Barton Unruh Rampage Mass Shooting, Camden, NJ -- 13
  3. 1966 -- Aug 01, Charles Whitman killing spree, Univ. TX-Austin Tower Sniper<sup>3092</sup> --16-17  
 1971 -- June 14, "dope den" "execution style" shooting, motel room, Detroit, MI -- 8
  4. 1975 -- Mar 30, rampage shooting, James Ruppert kills relatives, Hamilton, OH -- 11  
 1976 -- July 12, California State University Fullerton Library shooting rampage -- 7
  - 1982 -- July 02, wife, children, mother-in-law shot (5), suicide, Thompson falls, MT -- 6  
 1982 -- Aug 20, rampage shooting (8), mentally disturbed man (killed), Miami, FL -- 9
  5. 1982 -- Sep 25, George Banks family shooting spree, Jenkins Twp./Wilkes-Barre, PA -- 13
  6. 1983 -- Feb 19, fatal shootings (13 of 14), Wah Mee Club, Seattle "Chinatown", WA -- 13
  7. 1984 -- Apr 15, mass shooting, Christopher Thomas "Palm Sunday Massacre," NY, NY-- 10
  8. 1984 -- July 18, mass shooting, James Oliver Huberty, McDonald's, San Ysidro, CA -- 21
  9. 1986 -- Aug 20, postal worker Pat Sherrill mass shooting, Post Office, Edmond, OK<sup>3093</sup>-- 14  
 1987 -- July 11-12, man shoots wife, two children, parents, in-laws, Federal Way, WA-- 8
  10. 1987 -- Dec 22, 26, 28, R. Gene Simmons killing spree, Dover & Russellville, AR -- 16  
 1988 -- Feb 16, Richard Wade Farley workplace shootings. ESL Inc., Sunnyvale, CA -- 7  
 1989 -- Sep 14, assault rifle workplace mass murder (8)/suicide, Louisville, KY -- 9
  11. 1990 -- June 17-18, shootings, esp. GMAC (18<sup>th</sup>), Jacksonville, FL<sup>3094</sup> --11-12
  12. 1991 -- Oct 16, George Hennard shootings, Luby's Restaurant, Killeen, TX<sup>3095</sup> --23-24  
 1991 -- Nov 01, Gang Lu killing spree, University of Iowa, Iowa City, IA<sup>3096</sup> -- 5-6  
 1996 -- Feb 9, fired city worker shoots five former coworkers, self, Fort Lauderdale, FL<sup>3097</sup>-5-6

<sup>3091</sup> Sub-type captures essentially lone-gunmen (exceptions such as Columbine in 1999 and San Bernardino couple 2015). Some entries will be cross-listed in Violence-School Shootings, and in Violence-Terrorism. Do not include shooting deaths that occurred in such Violence sub-types as Labor-, Racial-, and Religious-Riots violence.

<sup>3092</sup> Whitman killed his wife and mother in Austin in Austin and then 14 people at the University, prior to his being killed. Cross-listed in Violence-Mass Murder.

<sup>3093</sup> Sherrill committed suicide by shooting himself before he could be arrested, bringing total death toll to 15.

<sup>3094</sup> James Edward Pough shot and killed two people on 17<sup>th</sup>. Next day killed six at the GM scene, then himself. Three died later. Thus nine died as result of June 18 attack. In all there were 11 murders and one suicide.

<sup>3095</sup> Twenty-three killed by Hennard, who then killed himself.

<sup>3096</sup> Four University of Iowa faculty and one student killed before gunman commits suicide, for the 6<sup>th</sup> final death.

<sup>3097</sup> Gunman shot and killed five former co-workers and then turned gun on himself, committing suicide -- 6<sup>th</sup> death.

**VIOLENCE – SHOOTINGS/Gun Violence Subset – Chronological (continued):**

13. 1999 -- Apr 20, Columbine High School shooting, Columbine, CO<sup>3098</sup> --13-15  
14. 1999 -- Jul 27-29, Mark Barton mass murder shooting(9)/killing spree (12), Atlanta<sup>3099</sup>-- 9-10  
1999 -- Nov 02, workplace mass murder shootings, at Xerox, Honolulu, HI -- 7  
15. 2005 -- Mar 21, 16-year-old killing spree, Red Lake H.S. & vic., Red Lake, MN<sup>3100</sup> --9-10  
2006 -- Mar 26, mass-shooting, rave afterparty, Capitol Hill community, Seattle, WA<sup>3101</sup>-- 7  
2006 -- Oct 02, West Nickel Mines School (Amish) shooting, Lancaster County, PA<sup>3102</sup>-- 6  
16. 2007 -- Apr 16, Virginia Tech shootings, Blacksburg, VA<sup>3103</sup> --32-33  
2008 -- Feb 15, classroom killings/suicide, Northern Illinois University, DeKalb, IL -- 7  
17. 2008 -- Dec 24, Pardo mass shooting of wife, in-laws, self & arson deaths, Covina, CA-- 10  
18. 2009 -- Mar 10, mass murder, McLendon shooting spree, Geneva County, AL -- 10  
19. 2009 -- Apr 03, mass killings, Immigration Services Center, Binghamton, NY<sup>3104</sup> --13-14  
20. 2009 -- Nov 05, mass shooting, Army Major Nidal Malik Hasan, Fort Hood, TX<sup>3105</sup> -- 13  
2010 -- Aug 03, workplace shootings, worker kills 8 coworkers/self, Manchester, CT -- 9  
2011 -- Jan 8, mass shooting (inc. Gabby Giffords), grocery parking lot, Casas Adobes, AZ-- 6  
2012 -- Apr 02, school shootings, Oikos University, Oakland, CA<sup>3106</sup> -- 7  
21. 2012 -- July 20, James Holmes mass shooting, Century 16 Theater, Aurora, CO -- 12  
22. 2012 -- Dec 14, mass shooting, Sandy Hook Elementary School, Newtown, CT<sup>3107</sup> --27-28  
23. 2013 -- Sep 16, Navy Yard mass shooting, Washington, DC<sup>3108</sup> -- 13  
2014 -- May 23, mass murder, Univ. of California at Santa Barbara, Isla Vista, CA<sup>3109</sup>-- 7  
2015 -- May 17, biker-gangs/police shoot-out, Twin Peaks restaurant, Waco, TX -- 9  
24. 2015 -- Dec 02, terrorism, Muslim couple attack, Inland Regional Ctr., San Bernardino, CA<sup>3110</sup>-- 14

<sup>3098</sup> Two seniors killed 12 students and 1 teacher before committing suicide; thus 13 victims and 15 total deaths.

<sup>3099</sup> Barton shot nine people before shooting himself (thus the 10<sup>th</sup> gunshot fatality). Before these shootings he killed his wife and two children by hammer blows to the head in their sleep.

<sup>3100</sup> Nine killed -- shooter's grandfather and grandfather's girlfriend, a security guard at Red Lake High School, 5 high school students and one teacher, before 16-year-old high school student shooter committed suicide.

<sup>3101</sup> The shooter murdered six people aged 14, 15, 21, 22, 26 and 32. Committed suicide when police arrived.

<sup>3102</sup> Ten girls aged 6-13 shot, five of whom died, before killer committed suicide in the schoolhouse.

<sup>3103</sup> Shooter killed 32 students and faculty; then committed suicide. Thus "33" includes the shooter.

<sup>3104</sup> Shooter shoots and kills thirteen people and then shoots himself fatally.

<sup>3105</sup> Cross-listed in Terrorism.

<sup>3106</sup> Cross-listed in School Shootings/Bombing.

<sup>3107</sup> Shooter killed 27 – 20 children and 6 adults at the school, plus his mother at home. Committed suicide (#28).

<sup>3108</sup> Gunman with mental health issues killed twelve Navy Yard workers before being killed by police.

<sup>3109</sup> Six students shot or stabbed to death before the killer shot himself in the head. Cross-listed in School Shootings.

- 2016 -- Feb 20, Uber driver random mass shootings, Kalamazoo, MI -- 6  
 25. 2016 -- June 12, shooting/terrorism/hate-crime, Gay Nightclub, Orlando, FL<sup>3111</sup> --<sup>3112</sup>50

**VIOLENCE – SHOOTINGS/Gun Violence Subset – Chronological (continued):**

26. 2017 -- Oct 01, shooting, hotel 32<sup>nd</sup> floor, Country Music Show, Las Vegas, NV<sup>3113</sup> --58-59  
 27. 2017 -- Nov 05, mass shooting, First Baptist Church, Sutherland Springs, TX -- 26
28. 2018 -- Feb 14, school shooting, Marjory Stoneman Douglas High School, Parkland, FL-- 17  
 29. 2018 -- May 18, school shooting, Santa Fe High School, Santa Fe (near Houston), TX-- 10  
 30. 2018 -- Oct 27, mass shooting, Tree of Life Synagogue, Pittsburgh, PA -- 11  
 31. 2018 -- Nov 07, mass shooting (12) suicide/1, Borderline Bar & Grill, Thousand Oaks, CA-- 13
- 2019 -- Feb 15, workplace shooting; five killed by shooter, shooter killed, Aurora, IL -- 6  
 32. 2019 -- May 31, workplace shooting, Municipal Cen. Bldg. No. 2, Virginia Beach, VA-- 12  
 33. 2019 -- Aug 03, white supremacist lone gunman mass shooting, Walmart, El Paso, TX-- 22  
 34. 2019 -- Aug 04, mass shooting outside bar (9 deaths), police kill shooter, Dayton, OH-- 10  
 35. 2019 -- Aug 31, shooting rampage (7 killed by shooter), Midland-Odessa area, TX -- 8
- 2020 -- Sep 06, mass shooting/Laotians, marijuana growing house, Aguanga, CA -- 7
- 2021 -- Mar 16, mass shootings, two Atlanta, one Cherokee County Spas, GA -- 8  
 36. 2021 -- Mar 22, Ahmad Alissa mass shooting, King Soopers grocery, Boulder, CO -- 10  
 2021 -- Apr 15, mass-shooting/8, and suicide, FedEx facility ~Indianapolis Airport, IN-- 9  
 37. 2021 -- May 16, mass shooting/9 and suicide, San Jose Light Rail Yard, San Jose, CA-- 10
38. 2022 -- May 14, racist hate crime shooting, Top Supermarket, Buffalo, NY -- 10  
 2022 -- July 04, sniper shoots parade spectators from building roof, Highland Park, IL-- 7
39. 2023 -- Jan 21, Lunar New Year mass shooting, Star Dance Studio, Monterey Park, CA-- 11  
 2023 -- Jan 23, mass shootings, mushroom farm and trucking facility, Half Moon Bay, CA--7  
 2023 -- Mar 27, shooting, The Covenant Church elementary school, Nashville, TN -- 6  
 2023 -- Apr 10, workplace mass shooting, Old National Bank, Louisville, KY -- 5  
 2023 -- May 06, mass shooting, Allen Premium Outlets Mall, Allen, TX (includes gunman)-- 9  
 40. 2023 -- Oct 26, mass shooting, bowling alley (8) and bar & grill (10), Lewiston, ME -- 18  
 41.

<sup>3110</sup> Cross-listed in Violence subset Terrorism.

<sup>3111</sup> Cross-listed here, in Religious (religion based anti-gay hatred) and in Terrorism.

<sup>3112</sup> Shooter shot and killed 49 people before being shot and killed by police – bringing total number of deaths to 50,

<sup>3113</sup> Fifty-nine fatalities including shooter who committed suicide after killing fifty-eight people; wounded hundreds.

## **VIOLENCE – SHOOTOUT**

1. 1993 -- Feb 28, Shootout, Large ATF force attempts to serve David Koresh, Waco, TX<sup>314</sup>-- 10

---

<sup>314</sup> See April 19, 1993 for FBI/ATF attack, wherein 75 Davidians (including 25 children) died.

**VIOLENCE -- TERRORISM (domestic and foreign) Subset -- By MORTALITY**

1. 2001 -- Sep 11, 9/11 terrorist attacks, WTC (NYC), Pentagon, Shanksville, PA ---3,064  
2001 -- Sep 11, World Trade Center, American 11 and United 175, NY<sup>3115</sup> --2,830  
2001 -- Sep 11, American Airlines hits Pentagon, Arlington VA<sup>3116</sup> -- 189  
2001 -- Sep 11, United Airlines N591UA plane crash Shanksville, PA<sup>3117</sup> -- 45
2. 1988 -- Dec 21, Pan Am Flight 103 blown-up over Lockerbie, Scotland<sup>3118</sup> --(189 U.S.) 270
3. 1983 -- Oct 23, terrorism, Marine Corps Barracks truck bomb, Beirut, Lebanon -- 241
4. 1995 -- Apr 19, bombing, Alfred P. Murrah Federal Building, Oklahoma City, OK<sup>3119</sup>-- 168
5. 1974 -- Sep 08, TWA Flight 841, Tel Aviv to NYC, terrorist bomb, Ionian Sea --US 20 of 88
6. 1983 -- Apr 18, terrorism, US Embassy suicide bombing, Beirut, Lebanon --17 US of 63
7. 2016 -- June 12, shooting/terrorism/hate-crime, Gay Nightclub, Orlando, FL<sup>3120</sup> --<sup>3121</sup>50
8. 1920 -- Sep 16, Anarchist bombing mass murder, Wall St. Terrorist Attack, NY<sup>3122</sup> --30-38
9. 1885 -- Sep 02, massacre, racial/union violence, Chinese miners, Rock Springs WY<sup>3123</sup>-- 28
10. 2000 -- Oct 12, suicide terrorism, USS *Cole* bombed, Port of Aden, Yemen -- 17
11. 2015 -- Dec 2, terrorism, Muslim couple attack, Inland Regional Ctr., San Bernardino, CA<sup>3124</sup>-- 14
12. 2009 -- Nov 05, mass shooting, Army Major Nidal Malik Hasan, Fort Hood, TX<sup>3125</sup> -- 13
13. 2021 -- Aug 26, ISIS-K suicide bomb kills US military members, Kabul Afghanistan AP-- 13
14. 1917 -- Nov 24, bomb explosion, Central Police Station, Milwaukee, WI -- 10
15. 2002 -- Oct 2-24, DC Beltway Sniper killings -- 10

**Other:**

1. 2017 -- Oct 31, Islamic Terrorist drives down bikers/pedestrians, Manhattan NYC, NY-- 8
2. 1993 -- Feb 26, World Trade Center terrorism bombing, NY, NY -- 6
3. 2001 -- Sep 18-Nov 21, Terrorism, anthrax Letters, DC FL GA MD NJ NY VA -- 5
4. 1918 -- Sep 04, bomb explosion/terrorism, Federal Building, Chicago, IL -- 4
5. 1975 -- Jan 24, Fraunces Tavern FALN Terrorist Bomb, NYC, -- 4
6. 2013 -- Apr 15, Terrorism, Boston Marathon Bombs, MIT officer killed Apr 19, MA -- 4
7. 1974 -- Aug 06, Los Angeles Int. Airport bomb, near Pan Am overseas check-in, CA -- 3
8. 1978-1995 -- Unabomber Mail Bombings & Terrorism -- 3
9. 1950 -- Nov 1, Puerto Rican Nationalists try to assassinate President Truman, Blair House, DC-- 2
10. 1993 -- Jan 25, CIA HQ Shootings, Aimal Kasi, Route 123, Langley, VA -- 2
11. 1977 -- Aug 03, terrorism, Puerto Rican F.A.L.N bombings/2 bldgs., Manhattan, NY -- 1
12. 1997 -- Feb 23, Middle East Terrorism, Shooting, Empire State Building, NYC, NY -- 1
13. 1998 -- Jan 29, Abortion Clinic Bombing, (Eric Rudolph), Birmingham, AL -- 1
14. 1954 -- Mar 1, Puerto Rican Nationalists shoot 5, floor of US House of Representatives-- 0

---

<sup>3115</sup> Cross-listed in Aviation.

<sup>3116</sup> Cross-listed in Aviation.

<sup>3117</sup> Cross-listed in Aviation.

<sup>3118</sup> Sub-listed in Terrorism and cross-listed in Aviation.

<sup>3119</sup> Cross-listed in Violence – Bombings, and in Violence-Mass Murder.

<sup>3120</sup> Cross-listed here, in Shootings, and in Religious (religion based anti-gay hatred).

<sup>3121</sup> Shooter shot and killed 49 people before being shot and killed by police – bringing total number of deaths to 50,

<sup>3122</sup> Cross-listed in Violence-Bombing, and in Violence-Mass Murder.

<sup>3123</sup> Cross-listed in Violence-Labor, Violence-Massacres, and Violence-Terrorism.

<sup>3124</sup> Cross-listed in Violence-Mass Murder.

<sup>3125</sup> Cross-listed in Violence-Rampage Shootings.

**VIOLENCE -- TERRORISM (domestic and foreign) Subset -- CHRONOLOGICAL**

1. 1885 -- Sep 2, massacre, racial/union violence, Chinese miners, Rock Springs WY<sup>3126</sup>-- 28
2. 1917 -- Nov 24, Bomb Explosion, Central Police Station, Milwaukee, WI -- 10  
1918 -- Sep 04, Bomb Explosion Federal Building, Chicago, IL -- 4
3. 1920 -- Sep 16, Anarchist Bombing Mass Murder, Wall St. Terrorist Attack, NY<sup>3127</sup> --30-38  
  
1950 -- Nov 1, Puerto Rican Nationalists try to assassinate President Truman, Blair House, DC-- 2  
1954 -- Mar 1, Puerto Rican Nationalists shoot 5, floor of US House of Representatives-- 0  
  
1974 -- Aug 06, Los Angeles Int. Airport bomb, near Pan Am overseas check-in, CA -- 3
4. 1974 -- Sep 08, TWA Flight 841, Tel Aviv to NYC, terrorist bomb, Ionian Sea --US 20 of 88  
1975 -- Jan 24, Fraunces Tavern FALN Terrorist Bomb, NYC, -- 4  
1977 -- Aug 03, terrorism, Puerto Rican F.A.L.N bombings/2 bldgs., Manhattan, NY -- 1  
  
1978-1995 -- Unabomber Mail bombings & terrorism -- 3
5. 1983 -- Apr 18, terrorism, US Embassy suicide bombing, Beirut, Lebanon --17 US of 63
6. 1983 -- Oct 23, terrorism, Marine Corps Barracks truck bomb, Beirut, Lebanon -- 241
7. 1988 -- Dec 21, Pan Am Flight 103 blown-up over Lockerbie, Scotland<sup>3128</sup> --(189 U.S.) 270  
  
1993 -- Jan 25, CIA Headquarters shootings, Aimal Kasi, Route 123, Langley, VA -- 2  
1993 -- Feb 26, World Trade Center terrorism bombing, NY, NY -- 6
8. 1995 -- Apr 19, bombing, Alfred P. Murrah Federal Building, Oklahoma City, OK<sup>3129</sup>-- 168  
1997 -- Feb 23, Middle East terrorism, shooting, Empire State Building, NYC, NY -- 1  
1998 -- Jan 29, abortion clinic bombing, (Eric Rudolph), Birmingham, AL -- 1
9. 2000 -- Oct 12, suicide terrorism, USS *Cole* Bombed, Port of Aden, Yemen -- 17
10. 2001 -- Sep 11, 9/11 terrorist attacks, WTC (NYC), Pentagon, Shanksville, PA ---~3,064  
2001 -- Sep 11, World Trade Center, American 11 and United 175, NY<sup>3130</sup> --2,830  
2001 -- Sep 11, American Airlines hits Pentagon, Arlington VA (also Aviation)--189  
2001 -- Sep 11, United Airlines crash Shanksville, PA (also in aviation) -- 45  
2001 -- Sep 18-Oct 15 anthrax Letters Terrorist Attack -- 5
11. 2002 -- Oct 2-24, DC beltway sniper killings -- 10
12. 2009 -- Nov 05, mass shooting, Army Major Nidal Malik Hasan, Fort Hood, TX<sup>3131</sup> -- 13  
  
2013 -- Apr 15, terrorism, Boston Marathon bombs, MIT officer killed Apr 19, MA -- 4
13. 2015 -- Dec 2, terrorism, Muslim couple attack, Inland Regional Ctr., San Bernardino, CA<sup>3132</sup>-- 14
14. 2016 -- June 12 -- Shooting/Terrorism/Hate-Crime, Gay Nightclub, Orlando, FL<sup>3133</sup> --<sup>3134</sup>50

<sup>3126</sup> Cross-listed in Violence-Labor, Violence-Massacres, and Violence-Terrorism.

<sup>3127</sup> Cross-listed in Violence-Bombing, and in Violence-Mass Murder.

<sup>3128</sup> Sub-listed in Terrorism and cross-listed in Aviation.

<sup>3129</sup> Cross-listed in Violence – Bombings, and in Violence-Mass Murder.

<sup>3130</sup> Cross-listed in Aviation.

<sup>3131</sup> Cross-listed in Violence-Rampage Shootings.

<sup>3132</sup> Cross-listed in Violence-Mass Murder.

- 2017 -- Oct 31, Islamic Terrorist drives down bikers/pedestrians, Manhattan NYC, NY-- 8
15. 2021 -- Aug 26, ISIS-K suicide bomb kills US military members, Kabul Afghanistan AP-- 13

---

<sup>3133</sup> Cross-listed here, in Shootings, and in Religious (religion based anti-gay hatred).

<sup>3134</sup> Shooter shot and killed 49 people before being shot and killed by police – bringing total number of deaths to 50,



**TERRORISM (Internationally conducted or inspired) -- By Mortality**

1. 2001 -- Sep 11, 9/11 Terrorist Attacks, WTC (NYC), Pentagon, Shanksville, PA ---~3,064  
2001 -- Sep 11, World Trade Center, American 11 and United 175, NY<sup>3135</sup> --2,830  
2001 -- Sep 11, American Airlines hits Pentagon, Arlington VA<sup>3136</sup> -- 189  
2001 -- Sep 11, United Airlines N591UA Crash Shanksville, PA<sup>3137</sup> -- 45
  2. 1988 -- Dec 21, Pan Am Flight 103 Blown-Up over Lockerbie, Scotland--<sup>3138</sup> (189 U.S.) 270
  3. 1984 -- June 7, Terrorism, Marine Barracks Attacked, Lebanon -- 253
  4. 1983 -- Apr 18, Terrorism, US Embassy suicide bombing, Beirut, Lebanon --17 US of 63
  5. 2000 -- Oct 12, Suicide Terrorism, USS *Cole* Bombed, Port of Aden, Yemen<sup>3139</sup> -- 17
  6. 2015 -- Dec 2, Terrorism, Muslim couple attack, Inland Regional Ctr., San Bernardino, CA<sup>3140</sup>-- 14
  7. 2009 -- Nov 05, Mass Shooting, Army Major Nidal Malik Hasan, Fort Hood, TX<sup>3141</sup> -- 13
  8. 2021 -- Aug 26, ISIS-K suicide bomb kills US military members, Kabul Afghanistan AP-- 13
- 
- 2017 -- Oct 31, Islamic Terrorist drives down bikers/pedestrians, Manhattan NYC, NY-- 8
  - 1993 -- Feb 26, World Trade Center Terrorism Bombing, NY, NY<sup>3142</sup> -- 6
  - 1918 -- Sep 04, Bomb Explosion, Federal Building, Chicago, IL<sup>3143</sup> -- 4
  - 1975 -- Jan 24, Fraunces Tavern FALN Terrorist Bomb, NYC, -- 4
  - 2013 -- Apr 15, Terrorism, Boston Marathon Bombs, MIT officer killed Apr 19, MA -- 4
  - 1974 -- Aug 6, Bombing, LA Int. Airport, near Pan AM Overseas Check-in, CA -- 3
  - 1950 -- Nov 1, Puerto Rican Nationalists try to assassinate President Truman, Blair House, DC-- 2
  - 1993 -- Jan 25, CIA HQ Shootings, Ainal Kasi, Route 123, Langley, VA -- 2
  - 1997 -- Feb 23, Middle East Terrorism, Shooting, Empire State Building, NYC, NY -- 1

---

<sup>3135</sup> Cross-listed in Aviation.

<sup>3136</sup> Cross-listed in Aviation.

<sup>3137</sup> Cross-listed in Aviation.

<sup>3138</sup> Sub-listed in Terrorism and cross-listed in Aviation.

<sup>3139</sup> Cross-listed in Violence-Bombings.

<sup>3140</sup> Cross-listed in Violence-Mass Murder.

<sup>3141</sup> Cross-listed in Violence-Rampage Shootings.

<sup>3142</sup> Cross-listed in Violence-Bombings.

<sup>3143</sup> Cross-listed in Violence-Bombings.

## TERRORISM (Internationally conducted or inspired) -- Chronological

- 1950 -- Nov 1, Puerto Rican Nationalists try to assassinate President Truman, Blair House, DC-- 2  
1974 -- Aug 6, Bombing, LA Int. Airport, near Pan AM Overseas Check-in, CA -- 3
1. 1975 -- Jan 24, Fraunces Tavern FALN Terrorist Bomb, NYC, -- 4
  2. 1983 -- Apr 18, Terrorism, US Embassy suicide bombing, Beirut, Lebanon --17 US of 63
  3. 1984 -- June 7, Terrorism, Marine Barracks Attacked, Lebanon -- 253
  4. 1988 -- Dec 21, Pan Am Flight 103 blown-up over Lockerbie, Scotland<sup>3144</sup> --(189 U.S.) 270
- 1993 -- Jan 25, CIA Headquarters-area shootings, Aimal Kasi, Route 123, Langley, VA-- 2  
1993 -- Feb 26, World Trade Center Terrorism Bombing, NY, NY<sup>3145</sup> -- 6  
1997 -- Feb 23, Middle East Terrorism, Shooting, Empire State Building, NYC, NY -- 1
5. 2000 -- Oct 12, Suicide Terrorism, USS *Cole* Bombed, Port of Aden, Yemen<sup>3146</sup> -- 17
  6. 2001 -- Sep 11, 9/11 Terrorist Attacks, WTC (NYC), Pentagon, Shanksville, PA ---~3,069  
2001 -- Sep 11, World Trade Center, American 11 and United 175, NY<sup>3147</sup> --2,830  
2001 -- Sep 11, American Airlines hits Pentagon, Arlington VA<sup>3148</sup> -- 189  
2001 -- Sep 11, United Airlines N591UA Crash Shanksville, PA<sup>3149</sup> -- 45
  7. 2009 -- Nov 05, Mass Shooting, Army Major Nidal Malik Hasan, Fort Hood, TX<sup>3150</sup> -- 13
- 2013 -- Apr 15, Terrorism, Boston Marathon Bombs, MIT officer killed Apr 19, MA -- 4
8. 2015 -- Dec 2, Terrorism, Muslim couple attack, Inland Regional Ctr., San Bernardino, CA<sup>3151</sup>-- 14  
2017 -- Oct 31, Islamic Terrorist drives down bikers/pedestrians, Manhattan NYC, NY-- 8
  9. 2021 -- Aug 26, ISIS-K suicide bomb kills US military members, Kabul Afghanistan AP-- 13

---

<sup>3144</sup> Sub-listed in Terrorism and cross-listed in Aviation.

<sup>3145</sup> Cross-listed in Violence-Bombings.

<sup>3146</sup> Cross-listed in Violence-Bombings.

<sup>3147</sup> Cross-listed in Aviation.

<sup>3148</sup> Cross-listed in Aviation.

<sup>3149</sup> Cross-listed in Aviation.

<sup>3150</sup> Cross-listed in Violence-Rampage Shootings.

<sup>3151</sup> Cross-listed in Violence-Mass Murder.

**Violence – Subset – Serial Killings (Not Listed in Other Documents) – By Mortality**

1. 1982-1998 -- Gary Ridgeway “Green River Killer” Serial Killings, Seattle, Tacoma	-- 48
2. 1988, June 11 to June 18, 2003 – Charles Cullen Hospital Serial Killer, NJ, PA	--35-45
3. 1960’s 1980 -- Gerald Stano, Serial Killings, FL, NJ	-- 41
4. 1983-1986 -- Donald Harvey Serial Killings, Drake Mem. Hosp., Cincinnati, OH	-- 39
5. 1972-1978 -- John Wayne Gacy, Jr. Serial Killings, IL	-- 33
6. 1885-1901 -- Jane Toppan, Serial Killer, MA	-- 31
7. 1965-1977 -- Patrick Kearney “The Freeway Killer” Serial Killings	-- 28
8. 1970-Aug 8, 1973 -- Dean Corll “Candy Man” Serial Killer, Houston, TX	-- 27
9. 1973-1978 -- Ted Bundy Serial Killings, WA, OR, UT, ID, CO, FL	-- 26
10. 1974-1981 -- Ervil Morrell LeBaron orders killings of religious opponents, UT, CA	-- 25
11. 1997-2006 -- Ronald Dominique Serial Killings, Louisiana	-- 23
12. 1920-1929 -- Carl Panzram Serial Killings, OR, NY, MA, CT, MD, PA, KS	-- 22
13. 1979, May 28 to June 2, 1980 -- William George Bonin Freeway Killer, LA, CA	-- 21
14. 1893-1895 --Henry Howard Holmes Serial Killings, Chicago, IN, Philadelphia	-- 20
15. 1900-1909 -- Belle Gunness Serial Killings, IL, IN	-- 20
16. 1926-1927 -- Earle Leonard Nelson 8-Month Killing Spree, U.S. and Canada	-- 20
17. 1974-1982 -- Carl Eugene Watts Serial Killings, MI, TX	-- 19
18. 1974 -- Paul John Knowles, Serial Killings, FL, OH, NV, TX, AL, VA, GA	-- 18
19. 1989-1993 -- Joel Rifkin Serial Killings, New York City, NY	-- 18
20. 1978-1991 -- Jeffrey Dahmer Serial Killer, OH, WI	-- 17
21. 1948-1980 -- Carroll Edward Cole Serial Killer, CA, NV, TX	-- 16
22. 1969-1982 -- Charles Ray Hatcher Serial Killings, MO, CA, IL	-- 16
23. 1971-1983 -- Randy Steven Kraft Serial Killings, CA	-- 16
24. 1980-1983 -- Robert Hansen, Serial Killings, Alaska	-- 15
25. 1950’s-1999 -- David Parker Ray Serial Killings, Truth or Consequences, NM	-- 14
26. 1984-1985 -- Richard Ramirez Serial Killing Spree, CA	-- 14
27. 1972 -- May to January 1990, Arthur Shawcross “The Genesee River Killer,” NY	-- 13
28. 1972, Oct 13-Feb 13, 1973 -- Herbert Mullin Serial Killing Spree, CA	-- 13
29. 1975-1998 -- Robert Lee Yates, Jr. Serial Killings, WA	-- 13
30. 1987-1998 – Chester Turner Serial Killings, Los Angeles, CA	-- 13
31. 1974-1992 -- William Suff, Lake Elsinore Killer, CA	-- 12
32. 1977-1979 -- Bianchi and Buono Hillside Stranglers Serial Killing Spree, LA, CA	-- 12
33. 1981 -- March-April, hospital nurse kills elderly patients, Perris & Banning, CA	-- 12
34. 1983-1985 -- Leonard Lake Serial Killings, CA	-- 12
35. 2000-2002 -- Maury Troy Travis Serial Killings, MO	-- 12
36. 1872-1873 -- Bloody Benders Serial Murders, Labette County, KS	-- 11
37. 1927-1954 -- Nannie Doss Serial Killings, AL, NC, KS, OK	-- 11
38. 1957, Dec 1-Jan 29, 1958--Charles Starkweather/Carol A. Fugate Killing Spree, NE, WY--	11
39. 1953-1982 -- Donald Henry Gaskins, Serial Killings, SC	-- 10
40. 1964-1973 -- Edmund Kemper “The Co-Ed Killer,” Serial Killings, CA	-- 10
41. 1974-1991 -- Dennis Rader “BTK Strangler” Serial Killings, Wichita area, KS	-- 10
42. 1977-1980 -- J.P. Franklin Serial Killings, WI/MO/TN/GA/VA/IN/OH/PA/WV/UT	-- 10
43. 1978-1980 -- Gerald and Charlene Gallego Serial Killing Spree, CA, NV	-- 10
44. 1984 -- May-Nov, Bobby Joe Long Serial Killings of women, Tampa Bay Area, FL	-- ≥10

**Violence** – Subset -- **Serial Killings** (Not Listed in Other Documents) – **By Mortality**

- 45. 1991 – Dec-Aug 1992, Benjamin Tony Atkins Serial Killings, Detroit -- 10
- 46. 1992 -- May to March 1994, Henry Louis Wallace Serial Killings, Charlotte, NC -- 10

**VIOLENCE** Subset – **WARS** – Deadliest American – **By MORTALITY**<sup>3152</sup>

1. 1861-65 – Civil War	--558,052
2. 1941-45 -- World War II	--407,316
3. 1914-18 – World War I	--116,708
4. 1959-75 -- Vietnam War	--58,168
5. 1950-53 -- Korean War	--33,651
6. 1846-48 – Mexican War	--13,283
7. 1775-83 – American Revolution	--4,435
8. 1898 – Spanish American War	--2,446
9. 1812-14 – War of 1812	--2,260
10. 1991 -- Gulf War	-- 293

**VIOLENCE** Subset – **WARS** – Deadliest American – **CHRONOLOGICAL**

1. 1775-83 – American Revolution	--4,435
2. 1812-14 – War of 1812	--2,260
3. 1846-48 – Mexican War	--13,283
4. 1861-65 – Civil War	--558,052
5. 1898 – Spanish American War	--2,446
6. 1914-18 – World War I	--116,708
7. 1941-45 -- World War II	--407,316
8. 1950-53 -- Korean War	--33,651
9. 1959-75 -- Vietnam War	--58,168
10. 1991 -- Gulf War	-- 293

---

<sup>3152</sup> Table 1, “American War Casualties,” Rosenberg/Peck. “Megadeaths.” P. 223 in Bryant (Ed.). *Handbook of Death & Dying*. 2003. Cites: *American Wars*, 2002.

**VIOLENCE** Subset -- **WORKPLACE SHOOTINGS** -- **By Mortality**

1. 1986 -- Aug 20, Postal worker Pat Sherrill Mass Shooting, Post Office, Edmond, OK<sup>3153</sup>-- 14
  2. 2009 -- Nov 05, Mass Shooting, Army Major Nidal Malik Hasan, Fort Hood, TX<sup>3154</sup> -- 13
  3. 2013 -- Sep 16, Navy Yard Mass Shooting, Washington, DC<sup>3155</sup> -- 13
  4. 2019 -- May 31, Workplace shooting, Municipal Cen. Bldg. No. 2, Virginia Beach, VA -- 12
  5. 1999 -- Jul 27-29, Mark Barton Mass Murder Shooting(9)/Killing Spree (12), Atlanta<sup>3156</sup>9-10
- 1989 -- Sep 14, Assault Rifle Workplace Mass Murder (8)/Suicide, Louisville, KY -- 9  
2010 -- Aug 3, Workplace shootings, worker kills 8 coworkers/self, Manchester, CT -- 9  
1976 -- July 12, California State Univ. Fullerton Library custodian shooting rampage, CA-- 7  
1988 -- Feb 16, Richard Wade Farley Workplace Shootings. ESL Inc., Sunnyvale, CA -- 7  
1999 -- Nov 2, Workplace Mass Murder Shootings, Xerox, Honolulu, HI -- 7  
1996 -- Feb 9, Fired city worker shoots five former coworkers, self, Fort Lauderdale, FL<sup>3157</sup>-- 5-6  
2019 -- Feb 15, Workplace Shooting; five killed by shooter, shooter killed, Aurora, IL -- 6

**VIOLENCE** Subset -- **WORKPLACE SHOOTINGS** -- **Chronological**

- 1976 -- July 12, California State Univ. Fullerton Library custodian shooting rampage, CA-- 7
1. 1986 -- Aug 20, Postal worker Pat Sherrill Mass Shooting, Post Office, Edmond, OK<sup>3158</sup>-- 14
  - 1988 -- Feb 16, Richard Wade Farley Workplace Shootings. ESL Inc., Sunnyvale, CA-- 7
  - 1989 -- Sep 14, Assault Rifle Workplace Mass Murder (8)/Suicide, Louisville, KY -- 9
- 1996 -- Feb 9, Fired city worker shoots five former coworkers/self, Fort Lauderdale FL<sup>3159</sup>-5-6
2. 1999 -- Jul 27-29, Mark Barton Mass Murder Shooting(9)/Killing Spree (12), Atlanta<sup>3160</sup>9-10
  - 1999 -- Nov 2, Workplace Mass Murder Shootings, Xerox, Honolulu, HI -- 7
3. 2009 -- Nov 5, Mass Shooting, Army Major Nidal Malik Hasan, Fort Hood, TX<sup>3161</sup> -- 13
- 2010 -- Aug 3, Workplace shootings, worker kills 8 coworkers/self, Manchester, CT -- 9
4. 2013 -- Sep 16, Navy Yard Mass Shooting, Washington, DC<sup>3162</sup> -- 13
  - 2019 -- Feb 15, Workplace Shooting; five killed by shooter, shooter killed, Aurora, IL-- 6
  5. 2019 -- May 31, Workplace shooting, Municipal Cen. Bldg. No. 2, Virginia Beach, VA -- 12

---

<sup>3153</sup> Sherrill committed suicide by shooting himself before he could be arrested, bringing total death toll to 15. Cross-listed in Violence-Mass Murder.

<sup>3154</sup> Cross-listed in Terrorism.

<sup>3155</sup> Gunman with mental health issues killed twelve Navy Yard workers before being killed by police.

<sup>3156</sup> Barton shot nine people before shooting himself (thus the 10<sup>th</sup> gunshot fatality). Before these shootings he killed his wife and two children by hammer blows to the head in their sleep.

<sup>3157</sup> Gunman shot and killed five former co-workers and then turned gun on himself, committing suicide -- 6<sup>th</sup> death.

<sup>3158</sup> Sherrill committed suicide by shooting himself before he could be arrested, bringing total death toll to 15. Cross-listed in Violence-Mass Murder.

<sup>3159</sup> Gunman shot and killed five former co-workers and then turned gun on himself, committing suicide -- 6<sup>th</sup> death.

<sup>3160</sup> Barton shot nine people before shooting himself (thus the 10<sup>th</sup> gunshot fatality). Before these shootings he killed his wife and two children by hammer blows to the head in their sleep.

<sup>3161</sup> Cross-listed in Terrorism.

<sup>3162</sup> Gunman with mental health issues killed twelve Navy Yard workers before being killed by police.

**VOLCANO ERUPTIONS – BY MORTALITY**

1. 1790 -- Nov, Kilauea Volcano eruption, Island of Hawai'i, HI --  $\geq 400$
2. 1868 -- Apr 2, volcano induced earthquake, landslides/tsunami, Hawaii Isl., HI --79-81
3. 1980 -- May 18, volcano eruption and landslides, Mount St. Helens, WA --55-67

**VOLCANO ERUPTIONS – CHRONOLOGICAL**

1. 1790 -- Nov, Kilauea Volcano eruption, Island of Hawai'i, HI --  $\geq 400$
2. 1868 -- Apr 2, volcano induced earthquake, landslides/tsunami, Hawaii Isl., HI --79-81
3. 1980 -- May 18, volcano eruption and landslides, Mount St. Helens, WA --55-67

## **WIND STORMS / SEVERE THUNDERSORMS – American -- By MORTALITY**

1. 1889 -- Jan 09, windstorm, especially Pittsburgh and Reading, PA --48-61
2. 1922 -- June 11, severe storm, NY and New England, particularly NYC, NY -- 60
3. 1962 -- Oct 12, Columbus Day “Big Blow” wind storm, CA, OR, WA <sup>3163</sup> -- 52
4. 2011 -- Apr 14-16, storms, wind, tornadoes, flash flood, AL, AR, MS, NC, OK, VA <sup>3164</sup>-- 46
5. 1915 -- July 7, tornadoes/7 deaths IL/IN/MO, windstorms, IN/1, KY/1, MO/3, OH/38 -- 50
6. 1886 -- Aug 20, severe storm, TX -- 38
7. 1886 -- May 11, wind storm, Kansas City, MO -- 32
8. 2012 -- Jun 29, derecho, esp. Mid-Atlantic, deaths: DC/KY/MD/OH/NJ/VA --20-24
9. 1955 -- Feb 1, tornadoes/strong winds, Commerce Landing school/20 & Lewisburg/3, NW MS<sup>3165</sup>-23
10. 1909 -- Apr 060-7, wind storms, MI, MS, NY, PA --18-21
11. 1934 -- Oct 21, windstorm, WA -- 21
  
12. 1950 -- Mar 26-27, wind and dust storms, SW, Midwest and South, esp. KS/4 and TX/3-- 17
13. 1878 -- July 04, severe weather, wind, downbursts, flash floods ~Pittsburgh PA <sup>3166</sup> -- 15
14. 1981 -- Nov 13-15, windstorms, Pacific Northwest, especially OR/10 and WA/5 -- 15
15. 2006 -- Dec 13-22, windstorm, carbon monoxide poisonings (8), esp. Kings Co. WA<sup>3167</sup>-- 15
16. 1900 -- Aug 12, thunderstorm, lightning strikes, small crafts capsize, NYC vic. -- 8-14
17. 1902 -- July 20, severe thunderstorm, ~1:30-1:45 pm, Baltimore & vicinity, MD --12-13
18. 1909 -- June 11, wind storm, Haskell, Lueders, Sweetwater, Wichita falls, TX --11-12
19. 1950 -- Oct 25-29, winter-like storms (wind/rain/snow), Northern CA, OR, WA <sup>3168</sup> -- 12
20. 1913 -- Oct 23, thundersqualls, severe local storms, Tornado, southern LA -- ~11
21. 1924 -- Jun 28, severe weather, thunderstorms, tor., flash flooding, ~Pittsburgh PA <sup>3169</sup>-- 11
22. 1894 -- Jun 27, windstorm, MN & SD -- 10

### **Other:**

- 1909 -- Apr 21, windstorm, south Lake Erie coastal area, especially, Cleveland, Ohio -- 9
- 1891 -- Jun 26, thunder/wind storm, Patterson Coal bldg. collapse, Mt. Carmel, PA -- 6-7
- 1890 -- Aug 21, thunder/wind storm, streetcar building wall collapse, Philly, PA -- 6
- 1993 -- Jan 20, Inauguration Day wind storm, WA -- 5

---

<sup>3163</sup> This is a subset of stormy weather Oct 10-13, no. CA, OR, WA and BC, during which 58-75 lives were lost. The broader dates include loss of life due to mudslides, drowning, maritime losses, vehicle accidents on rain-slick roads. This breakout includes 46 Oct 12-related deaths in OR and WA and 6 Oct 12-related deaths in CA.

<sup>3164</sup> Cross-listed in Tornadoes – there were deaths due to winds knocking trees down on cars and dwellings, tornadoes, and flash flooding (2).

<sup>3165</sup> Have listed this in tornadoes and wind storms. Grazulis has this as a tornado; Storm Prediction Center as high straight line wind.

<sup>3166</sup> Arbitrary listing: eight deaths were to flash flooding; 7 to wind felling a tree onto a wagon of picnickers. (Gelber 2002, 145.)

<sup>3167</sup> Cross-listed in Carbon Monoxide Poisoning section in that 8 fatalities were due to that cause. Four deaths were due to wind-driven debris, one from drowning, one from electrocution and one from fire.

<sup>3168</sup> Cross-listed in winter Storms -- even though these storms were in late October they were “winter-like” out of north Pacific with snow, cold temperatures, rain and high winds.

<sup>3169</sup> Arbitrary listing: Primarily severe thunderstorm with lightning and flash flooding, leading to casualties from downburst winds (5), flash flooding, building collapse, landslide (2), electrocution. One death attributable to a tornado. (Gelber 2002, 156.)



**WIND STORMS / SEVERE THUNDERSORMS – American – Chronological**

1. 1878 -- July 04, severe weather, wind, downbursts, flash floods near Pittsburgh, PA<sup>3170</sup>-- 15
2. 1886 -- May 11, windstorm, Kansas City, MO -- 32
3. 1886 -- Aug 20, severe Storm, TX -- 38
4. 1889 -- Jan 09, windstorm, especially Pittsburgh and Reading, PA --48-61
- 1890 -- Aug 21, thunder/windstorm, Streetcar Building Wall Collapse, Philadelphia, PA-- 6
- 1891 -- June 26, thunder/wind storm, Patterson Coal bldg. collapse, Mt. Carmel, PA -- 6-7
5. 1894 -- June 27, windstorm, MN & SD -- 10
  
6. 1900 -- Aug 12, thunderstorm, lightning strikes, small crafts capsize, NYC vic. -- 8-14
7. 1902 -- July 20, severe thunderstorm, ~1:30-1:45 pm, Baltimore & vicinity, MD --12-13
8. 1909 -- Apr 6-7, wind storms, MI, MS, NY, PA --18-21
- 1909 -- Apr 21, windstorm, south Lake Erie coastal area, especially, Cleveland, Ohio -- 9
9. 1909 -- June 11, wind storm, Haskell, Lueders, Sweetwater, Wichita falls, TX --11-12
  
10. 1913 -- Oct 23, thunder squalls, Severe local storms, Tornado, southern LA -- ~11
11. 1915 -- July 07, tornadoes/7 deaths IL/IN/MO, windstorms, IN/1, KY/1, MO/3, OH/38-- 50
  
12. 1922 -- June 11, severe storm, NY and New England, particularly NYC, NY -- 60
13. 1924 -- June 28, severe weather, thunderstorms, tor., flash flooding, ~Pittsburgh PA<sup>3171</sup>-- 11
  
14. 1934 -- Oct 21, windstorm, WA -- 21
  
15. 1950 -- Mar 26-27, wind and dust storms, SW, Midwest and South, esp. KS/4 and TX/3-- 17
16. 1950 -- Oct 25-29, winter-like storms (wind/rain/snow), Northern CA, OR, WA<sup>3172</sup> -- 12
17. 1955 -- Feb 01, tornadoes/strong winds, Commerce Landing school/20 & Lewisburg/3, NW MS--23
  
18. 1962 -- Oct 12, Columbus Day “Big Blow” wind storm, CA, OR, WA<sup>3173</sup> -- 52
  
19. 1981 -- Nov 13-15, windstorms, Pacific Northwest, especially OR/10 and WA/5 -- 15
  
- 1993 -- Jan 20, Inauguration Day wind storm, WA -- 5
  
20. 2006 -- Dec 13-22, windstorm, carbon monoxide poisonings (8), esp. Kings Co. WA<sup>3174</sup>-- 15
21. 2011 -- Apr 14-16, storms, wind, tornadoes, flash flood, AL, AR, MS, NC, OK, VA<sup>3175</sup>-- 46

<sup>3170</sup> Arbitrary listing: eight flash flood deaths; 7 to wind felling tree onto a wagon of picnickers. (Gelber 2002, 145.)

<sup>3171</sup> Arbitrary listing: Primarily severe thunderstorm with lightning & flash flooding, and casualties from downburst winds (5), flash flooding, building collapse, landslide (2), electrocution, tornado (1). (Gelber 2002, 156.)

<sup>3172</sup> Cross-listed in winter Storms -- even though these storms were in late October they were “winter-like” out of north Pacific with snow, cold temperatures, rain and high winds.

<sup>3173</sup> This is a subset of stormy weather Oct 10-13, no. CA, OR, WA and BC, during which 58-75 lives were lost. The broader dates include loss of life due to mudslides, drowning, maritime losses, vehicle accidents on rain-slick roads. This breakout includes 46 Oct 12-related deaths in OR and WA and 6 Oct 12-related deaths in CA.

<sup>3174</sup> Cross-listed in Carbon Monoxide Poisoning section in that 8 fatalities were due to that cause. Four deaths were due to wind-driven debris, one from drowning, one from electrocution and one from fire.

**Wind Storms / Severe Thunderstorms – Chronological (continued):**

22. 2012 -- June 29, Derecho, esp. Mid-Atlantic, Deaths: DC/KY/MD/OH/NJ/VA --20-24

---

<sup>3175</sup> Cross-listed in Tornadoes – there were deaths due to winds knocking trees down on cars and dwellings, tornadoes, and flash flooding (2).

## WINTER WEATHER – Blizzards/Extreme Cold/Ice/Snow Storms/Nor’easters-- By Mortality

**Blanchard note:** We list here specific winter weather events such as snow storms and cold waves. (See “Cold” for a listing of “Excessive Natural Cold” deaths per year.)

1. 1888 -- Jan 12, blizzard and extreme cold, especially Dakota Territory, MN & NE --315-500
2. 1898 -- Nov. 26-27 “Portland Gale” nor’easter & maritime disaster, Cape Cod<sup>3176</sup> -- ~500
3. 1983 -- Dec 14-31, snow/extreme cold (eastern two-thirds US), sleet/ice (esp. South) --469-471
4. 1950 -- Nov 24-27, coldwave/snow/storms, esp. IN, KY, MI, NJ, NY, OH/PA/WV --288-383
5. 1963 -- Jan 18-30, cold waves/snow/icing/high wind, esp. IN/OH/IL/NY/MI/PA/TX--315-352
6. 1993 -- Mar 12-14, Gulf/East Coast late winter storm<sup>3177</sup>; esp. FL/51 PA/52 --247 (US)-- 318
7. 1982 -- Jan 07-18, extreme cold waves, ice/snow storms, esp. South, NE, Midwest --244-314
8. 1888 -- Mar 11-14, Mid-Atlantic/New England nor’easter, esp. NY/MA/maritime --298-301
9. 1958 -- Feb 06-19, coldwave/snowstorms, east half US, esp. NY/61, OH/34, PA/31--256-284
10. 1913 -- Nov 8-10, Great Lakes storm, esp. Lake Huron, 12 crews lost<sup>3178</sup> -US 172-192 of 254-277
  
11. 1936 -- Feb 01-28, polar cold waves, snow, blizzards, snowslides, flooding, esp. MI -- 273
12. 1936 -- Jan 18-28, extreme cold/snow/sleet/wind, Midwest - Atlantic, esp. OH, PA --211-263
13. 1966 -- Jan 26-Feb 02, winter storms/coldwave/nor easter/blizzards, esp. East --251-258
14. 1960 -- Dec 10-13 a.m., mid to north Eastcoast snowstorm/blizzard/coldwave --208-253
15. 1962 -- Dec 06-15, snowstorms/cold-wave >26 States ~east half US, esp. OH and MI-188-238
16. 1912 -- Jan 03-19 esp., cold waves/snow/blizzards, esp. IL/36, NY/31, OH/14, PA/31 -- 228
17. 1962 -- Jan 07-14, cold-wave, snow and sleet, deaths in 29 States, esp. TX (≥30) --153-212
18. 1951 -- Jan 28-Feb 8, cold waves, snow/ice/sleet, most of US, esp. IN/30, OH/30, TX/24--~209
19. 1940 -- Jan 18-27, snow, coldwave, Midwest to East, Southeast, esp. LA/22, OH/19-- 208
20. 1996 -- Jan 06-09; blizzard/snow; Midwest/South/& esp. East Coast/Northeast --154-208
21. 1798 -- Nov 17-21, New England blizzard and maritime storm -- >200
  
22. 1960 -- Mar 2-5, snowstorms/cold, Midwest-Eastcoast, esp. Northeast, esp. NY (31)--186-193
23. 1899 -- Jan 29-Feb 14, arctic cold, snow, blizzards, esp. east and south of Rockies -- 190
24. 1985 -- Jan 18-24 (esp. 19-21), winter cold wave/storms, esp. East and South --176-184
25. 2021 -- Feb 13-19, winter storms and cold wave, much of U.S, especially TX/123 -->175
26. 1940 -- Nov 11-12, Armistice Day storm, esp. IL/13, Lake MI/66, MN/49, WI/13 --166-170
27. 1964 -- Jan 12-14, snowstorm and coldwave, eastern US, esp. IN, OH, PA, NY --146-167
28. 1778 -- Dec 26-27, blizzard, New Eng., esp. MA and RI, brig *Arnold*, sloop *Stark* -- ≥151
29. 1933 -- Feb 07-12, cold waves, winter storms, esp. Central & Upper Midwest --90-150
30. 1978 -- Jan 25-27, Gulf / Arctic air mix; wind/cold/blizzards, esp. upper Midwest, OH--143-150
31. 1933 -- Dec 26-28, winter storm/coldwave, Pacific NW, Upper Mid-West, NE --102-145
32. 1956 -- Mar 16 & 18, snowstorms, 14 states, WV to OH, Northeast, New England --95-138
33. 1961 -- Feb 02-06, snow storms/blizzards, esp. Northeast, Midwest, esp. NY/22 --131-136
34. 1978 -- Feb 05-07, nor’easter/blizzard, Northeast, esp. CT, NJ, NY, MA/73, RI --119-129
35. 1989 -- Dec 08-26, cold wave and winter snow storms eastern two-thirds of U.S. -- ≥126
36. 1977 -- Jan 26-Feb 01, winter storms/blizzards/coldwave, esp. west NY, IN, OH, MI -- 116

<sup>3176</sup> Cross-listed in Maritime.

<sup>3177</sup> Sometimes referred to as the “Superstorm of 1993,” or the “Storm of the Century.”

<sup>3178</sup> Cross-listed in Maritime (all but 8-9 of the lives lost were on the Great Lakes).

37. 1977 -- Dec 05-12, snowstorms, coldwave, wind, esp. upper midwest and northeast --  $\geq$ 114  
 38. 1994 -- Jan 14-21, winter extreme cold and snow, Northeast, Midwest, South<sup>3179</sup> --78-110  
 39. 1967 -- Jan 26-27, Midwest blizzard/snow, IL/~60, esp. Chicago, IN/15 MI/22 OH/5 WI/5--94-107  
 40. 2022 -- Dec 19-26, snowstorms/cold, deaths in 20 States/Canada, esp. NW NY (42) -- 102  
 41. 2024 -- Jan 12-21, winter storms/cold, esp. TN/36, OR/16, MS/12, IL/7 --91-101  
 42. 1999 -- Jan 01-05, winter storms/cold, esp. Midwest; most esp. Chicago vic., IL --89~100

**WINTER WEATHER Events -- By MORTALITY (continued):**

43. 1922 -- Jan 28, snow weight roof collapse, Knickerbocker Theater, Washington DC<sup>3180</sup>-- 98  
 44. 1960 -- Feb 12-15, snowstorms, Gulf to Atlantic Coast/Northeast, esp. NY/17, PA/15 --91-94  
 45. 1963 -- Jan 09-16/17, arctic cold/snow/sleet/high winds/blizzards, much of US --81-92  
 46. 1989 -- Jan 31-Feb 9, arctic "Siberian Express" out of Alaska, two-thirds of US --76-91  
 47. 2009 -- Jan 26-29, ice and snow storm, esp. Central/Eastern U.S., esp. KY and AR -- 91  
 48. 1839 -- Dec 15, "Great Storm of 1839," Massachusetts Bay, MA<sup>3181</sup> --64-90  
 49. 1975 -- Jan 10-12, winter storm/blizzard, esp. IA/15 MN/35 NE/14 ND/12 SD/8 --89-90
50. 1941 -- Mar 15, blizzard, extreme cold, ND/39, MN/32, WI/3, MT/1, OH/3, PA/3, NY/4-- 85  
 51. 1970 -- Jan 6-12, cold wave/snow/ice, esp. east of Rockies, esp. IN/13, SC, TN/15 --79-81  
 52. 1940 -- Jan 01-7 snow and coldwave, SW-East and NE, esp. IN/10, OH/15, PA/15 -- 80
53. 1903 -- Dec 25-Jan 6, 1904, blizzards, snow, wind, Arctic cold, esp. MA & NY --76-78  
 54. 1947 -- Dec 26-27, winter snow storm, New England/20, PA/2, NJ/31, NY/17 --70-77  
 55. 1958 -- Feb 17, snow storms, East Coast, CO, MO, OH, WV --43-77  
 56. 1971 -- Jan 02-04, snowstorm/blizzards, Rockies to Great Lakes, esp. IA/31, NE/11, IL --65-77  
 57. 1974 -- Nov 30-Dec 02, snowstorms, esp. SE MI/32, NW OH/12, West PA/11 -- 71  
 58. 1873 -- Jan 07-09, blizzard, MN -- 70  
 59. 1965 -- Jan 15-19, blizzards/snow/cold, esp. IN & the East, esp. IN ~31, OH ~12 --68-70
60. 1940 -- Feb 14, winter nor'easter, Mid-Atlantic states-New England, west to OH --56-69  
 61. 1961 -- Jan 19-20, Nor'easter snowstorm, East Coast and Northeast, esp. PA (21) --60-69  
 62. 1982 -- Jan 30-Feb 05, snow/cold, esp. Midwest, esp. Greater Detroit/15 and IL/11 --47-69  
 63. 2007 -- Jan 12-15, ice/winter storm, Plains, Midwest, Northeast., esp. SE OK -- 69  
 64. 1979 -- Feb 17-20, snow/ice storms/extreme cold, Plains to East, Gulf to New England-- ~67  
 65. 1982 -- Apr 05-08, snow/blizzards/wind/cold, Midwest to New England, esp. IL, OH --61-67  
 66. 1957 -- Jan 14-17, winter snowstorms, cold, especially Upper Midwest, Northeast --37-65  
 67. 1984 -- Jan 17-22, coldwave/snowstorms, especially West, Midwest, Northeast --63-65  
 68. 1984 -- Feb 26-29, snowstorms, Mid-MS/OH Valleys NE to New Eng., esp. IL, NY, OH-- 65  
 69. 2016 -- Jan 20-23, ice and snow storm Jonas, East Coast; esp. NY/10 PA/10 VA/12 --60-61  
 70. 1846 -- Feb 14/15, winter snow storm, *John Minturn* & other boats wreck, NJ --50-60
71. 2000 -- Dec 25-27, ice and snow storms, Southern Plains, especially OK and TX --58-59  
 72. 1947 -- Feb 20-22 snow-storm, esp. East Coast, esp. NJ/13, PA/23 New Eng./12 DC --53-56

<sup>3179</sup> There were AP reports dated Jan 21 and 22 noting 113, over 130, and 142 weather-related deaths.

<sup>3180</sup> Cross-listed in Structural Failures.

<sup>3181</sup> Cross-listed in Maritime.

73. 1959 -- Mar 04-06, snowstorms, esp. upper Midwest, esp. IA/19, IN/10-13, WI/11 --53-56  
 74. 1958 -- Mar 19-22 snowstorm, VA, MD, NJ, NY, New England, esp. SE PA (27) --49-55  
 75. 1983 -- Feb 10-12, snow storm/blizzard, Mid-Atlantic, Southern New England --31-54  
 76. 1954 -- Dec 28-31, winter snow/ice storms and arctic cold, southwest to northeast --48-52  
 77. 1962 -- Mar 05-09, Ash Wednesday Nor'easter, esp. mid-Atlantic states, esp. NJ/29 -- 52  
 78. 1984 -- Feb 04-05, snow, deep cold, wind, blizzard, esp. Upper Plains, esp. MN/16 --47-52  
 79. 1924 -- Dec 24-29, cold waves/winter weather-related deaths, esp. IL/12 and OH/9 -- 51  
 80. 1965 -- Feb 22-25, winter weather, cold, snow, ice/glaze and wind, esp. MI/10 --48-51  
 81. 1967 -- Dec 13-20, snowstorms, AZ NM TX ND SD UT, esp. Navajo Res. AZ/NM/UT --34-51  
 82. 1620/21--winter, disease, exposure, Plymouth Colony, MA -- ~ 50

**WINTER WEATHER Events -- By MORTALITY (continued):**

83. 1959 -- Mar 11-13, snowstorm/blizzard, NY, New England, esp. NY (22), ME (11) -- 46  
 84. 1966 -- Mar 22-24, Midwest blizzard/snowstorm, esp. NE (21), IA (6-7), MN (6-9) --41-46  
 85. 2014 -- Jan 01-07, winter storms and polar vortex cold wave --44-45  
 86. 1948 -- Jan 23-26, sleet, snowstorms and cold-wave, South to Ohio to Northeast --42-44  
 87. 1847 -- Donner Party tragedy, winter storm, snow, starvation, -- 43  
 88. 1918 -- Jan 11-12, extreme cold, snow, blizzards, wind, esp. Plains, Midwest, South -- 43  
 89. 1973 -- Apr 08-10, Midwest snowstorms/blizzards, IL/2, IA/16, MN/3, WI/20 --41-42  
 90. 1960 -- Jan 15-18, Midwest to Northeast snowstorms, esp. KS, NE/10, WI/11, NY --36-41  
 91. 1949 -- Jan 02-05, blizzard and extreme cold, CO/7, NE/20, SD/1, WY/12 -- 40  
 92. 2017 -- Dec 26-Jan 6, 2018, bitter cold/exposure, ice/snow (vehicular), much of US --39-40
93. 1960 -- Feb 18-20, snowstorms, especially East Coast and Northeast, especially NY/15-- 39  
 94. 1993 -- Jan 05-Feb 28, winter storms, heavy rain and flooding, Southern CA<sup>3182</sup> -- 39  
 95. 1952 -- Nov 25-26, winter storm, esp. NE/9, IA/4, OK/4, CO/KS/MN/2, TX/SD/1 --31-38  
 96. 1948 -- Jan 01-02, winter ice, sleet and snow storms, Great Plains to New England --21-36  
 97. 1985 -- Jan 08-13, winter cold wave and snow storms, esp. PA/6; MA/5 and TX/5 -- 36  
 98. 2007 -- Dec 09-10, ice storm, especially Kansas (6) and OK, especially Tulsa --35-36  
 99. 2011 -- Jan 29-Feb 3, Groundhog Day blizzard (storm), Central, East, Northeast -- 36  
 100. 2011 -- Oct 29, nor'easter snowstorm, Northeast -- CT, MA, NJ, NY, PA -- 36  
 101. 1894 -- May 17-18, Great Lakes storm, 23 ships founder (22 maritime deaths)<sup>3183</sup> -- 35  
 102. 1945 -- Nov 29-30, Nor'easter, NJ (5), NY (17), MA (5), NH (2), RI (4) --33-35  
 103. 1953 -- Jan 9-11, winter storms, snow/ice/sleet, Northeast, especially New England --32-35  
 104. 1958 -- Jan 07-8, winter storm (snow/sleet/ice/high wind, cold) Northeast, esp. CT/9--33-35  
 105. 1957 -- Dec 3-5, snowstorms, IN to Northeast, East Coast-New England, esp. PA (11) --32-33  
 106. 1984 -- Mar 07-10, severe cold and snow, especially Upper Midwest and Northeast --32-33  
 107. 1984 -- Mar 28- 30, nor'easter, wind/snow storms, northeast, esp. NY/~16, PA/~11<sup>3184</sup> --~33  
 108. 1804 -- Oct 09, "winter" storm ("hurricane"), New England, especially MA coast<sup>3185</sup>-- ≥32

<sup>3182</sup> Cross-listed in Floods in that at least 31 deaths were from drowning; 15 of which were of immigrants seeking to enter U.S. from Mexico, and drowning in the Tijuana River. Two deaths were from vehicular accidents on rain-slickened roads. Six others were generally described as weather-related. One or more of these could have been from drowning, perhaps involving a vehicle.

<sup>3183</sup> Some would call this storm an "Alberta Clipper." Cross-listed under Maritime.

<sup>3184</sup> Given heavy snow, blizzard conditions in some locations and general description as nor'easter, placing in "winter storms" even though late March is in the Spring season.

109. 2019 -- Jan 28-Feb 2, polar cold/snow/ice, esp. upper Mid-West, esp. IL/8, IA/NY/5--30-31

**WINTER WEATHER Events -- By MORTALITY (continued):**

110. 2002 -- Jan 28-Feb 1, ice/snow storms, Plains, Midwest, Northeast, esp. OK and MI -- 29  
111. 2014 -- Feb 11-16, winter Storm Pax,<sup>3186</sup> ice and snow storm, esp. East Coast --25-29  
112. 1909 -- Dec 25-26, winter storm, No. Atlantic States, especially NYC, CT, MA --20-26  
113. 1956 -- Feb 01-5, ice/snow/blizzard/cold, NM/3, TX/16-23, esp. north & central TX--19-26  
114. 1962 -- Feb 7-12, heavy rain, flooding/mudslides/falling trees/slick roads, southern CA-- 26  
115. 1993 -- Dec 24-30, coldwave/snow/sleet, MT to New Eng., south to OK and East -- 26  
116. 1933 -- Dec 20-25, storms, dikes fail/slides/flooding, Pacific Northwest (OR/WA/ID)<sup>3187</sup>--~24  
117. 1954 -- Mar 01-04, Ohio snow storms/winter weather, esp. Cleveland, OH --23-24  
118. 2006 -- Nov 29 (late)-Dec 1, winter storms, especially the Midwest, also NY, PA --23-24  
119. 2009 -- Dec 07-09, winter storm/blizzard, extreme cold, esp. Midwest to East Coast -- 24  
120. 1990 -- Feb 23 (evening)-24, snowstorm, cold front, wind, MI, IN, OH (blizzard) --22-23  
121. 1992 -- Dec 10-13, East Coast nor'easter; snow/high waves/wind; esp. PA (9) -- ~23  
122. 1956 -- Dec 14-15, snow, sleet and ice storm, Northeast/New England, esp. NY --17-21  
123. 1966 -- Mar 02-05, snowstorm/blizzard, esp. MN (7), NE (1), ND (5), SD (7-8) --20-21  
124. 1998 -- Jan 08-10, ice storm, ME (8), NH (2), NY (10), VE (1)<sup>3188</sup> -- 21  
125. 1811 -- Dec 23-24, winter storm/blizzard, maritime losses, northern Long Island, NY-- ~20  
126. 1873 -- Apr 13, "Easter Blizzard," NE -- <20  
127. 1929 -- Jan 22, train hits Greyhound bus, snowstorm, Bellevue, OH<sup>3189</sup> -- 20
128. 1971 -- Feb 08-09, snowstorm/arctic cold, Midwest, East, New England, esp. OH -- 19  
129. 1973 -- Feb 08-11 snowstorm, SE US, AL FL/1 GA/3 LA/1 MS NC/2 SC/12 TX VA-- 19  
130. 1996 -- Dec 26-Jan 3 '97, storms, snow, heavy rain, snowmelt, flooding, CA/OR/WA-- 19  
131. 2007 -- Nov 30-Dec 01, winter storms, especially the Midwest, also Northeast --≥16-19  
132. 2007 -- Dec 22-23, winter storm, Midwest, MN/WI/WY (3 each); TX (2); KS (1) --12-19  
133. 2023 -- Jan 01-14, winter weather, storms, heavy rain, levees breach, trees down, CA-- 19  
134. 1786 -- Dec 05, gale, sloop grounds, Lovell's Isl., brig at Pt. Shirley, Boston Harbor MA--18  
135. 1970 -- Jan-Feb, excessive rain & snow; drowning/traffic deaths, northern/central CA-- 18  
136. 2013 -- Feb 08-09, winter Storm Nemo, northeast, esp., CT, ME, MA, NH, NJ, NY -- 18  
137. 2016 -- Dec 15-17, winter weather Decima, ice, road accidents, Midwest/Northeast --15-18  
138. 1871 -- Dec 03, winter exposure, immigrants freeze, Saline County, NE -- 17  
139. 1960 -- Dec 07-10, snow and ice storms, NM (5), OK (3), TX (9) -- 17  
140. 1994 -- Jan 04-05, nor'easter, heavy snow, East Coast, esp. northeast, esp. PA (10) -- ~17  
141. 2012 -- Dec 25-27, winter storm, AL, AR, IN, KY, LA, OH, OK, NY, PA, TX, VA --16-17  
142. 1989 -- Dec 02-03, heavy snow and traffic accidents, Michigan -- 16  
143. 1948 -- Nov 18-20, winter storm, near-blizzard/blizzard conditions, Pacific to Plains-- 15  
144. 1994 -- Feb 08-13, ice, snow, freezing rain, sleet, Southeast, Southwest, Midwest -- ≥15

---

<sup>3185</sup> Cross-listed in Maritime in that the majority of lives lost, chronicled herein, were from maritime vessels.

<sup>3186</sup> The name "Pax" came from *The Weather Channel*.

<sup>3187</sup> We have found cause of death reporting for 16 of 24 -- 7 drownings, 3 from falling trees, and 6 from slides.

<sup>3188</sup> Deaths include eight from CO poisoning, two falls, one heart attack, four hypothermia, one from roof collapse, two tree/branch falls, two vehicular, and one fire from a woodstove after power was lost.

<sup>3189</sup> Cross-listed under Bus and Rail.

**Winter Weather Events – By Mortality – continued:**

145.	2018 -- Jan 17, winter storm, snow, deep cold, deaths in GA LA NC TN TX VA WV--	15
146.	1802 -- Feb 22/23, winter storm, ships ground, esp. <i>Brutus</i> , exposure, Cape Cod, MA <sup>3190</sup>	14
147.	1952 -- Jan 10-19, rain/snow storms/slides, Pacific Northwest and Southern CA	--13-14
148.	1997 -- Jan 7-18, winter snow and cold, San Diego County mountains, CA	-- 14
149.	2014 -- Jan 28-29, winter storm snow/ice, traffic accidents, AL, GA, MS, NC, SC	-- 14
150.	2023 -- Mar 02-03, late winter storms, AL (3), AK (1), CA (1), KY (5), MS (1), TN (2)--	14
151.	1950 -- Jan 13-14, snow/blizzard, deep cold, OR, WA, BC (2), esp. WA (8-9)	--11-13
152.	1959 -- Jan 03-07, winter weather (strong winds, bitter cold), East-Central NY	-- 13
153.	1959 -- Mar 14-15, midwest snowstorm, IA/6, IL/1, KS/2, MI/2, NE/1, OH/1	-- 13
154.	1979 -- Oct 29-Nov 2, winter snow storm/blizzard, Midwest/Great Plains, esp. CO/6--	13
155.	1991 -- Oct 28-Nov 1, Perfect Storm Nor'easter, East Coast, <i>Andrea Gail</i> Lost	-- 13
156.	2007 -- Dec 01-04, winter storm (The Great Coastal Gale of 2007) Pacific NW	-- 13
157.	2010 -- Mar 13, nor'easter, heavy rain, strong wind, NJ, NY, CT, RI, WV	-- 13
158.	2013 -- Nov 22-25, winter Storm Boreas, traffic accidents, esp. CA, OK, TX	-- 13
159.	2014 -- Nov 18-21, lake-effect snow, Greater Buffalo area, NY	--12-13
160.	2019 -- Jan 10-13, winter storm Gia, IL/2, IN/1, KS/3, MO/3, VA/3, WV/1	-- 13
161.	1950 -- Oct 25-29, winter-like storms (wind/rain/snow), Northern CA, OR, WA <sup>3191</sup>	-- 12
162.	1955 -- Nov 28-29, lake-effect snow; Arctic cold; deaths in IL/2, NY/6, PA/4	-- 12
163.	1959 -- Jan 16-18, winter weather (snowstorm, gale winds), NY, esp. NW NY	--11-12
164.	2007 -- Feb 01-19, extreme cold/wind chill, Grundy, Kane & esp. Cook County, IL	-- 12
165.	2019 -- Dec 15-16, winter storm and vehicular crashes icy roads, IN, KS, MO, NE	-- 12
166.	1886 -- Nov 15-18, Great Lakes region storm	-- 11
167.	1931 -- Nov 23, snowstorm, Navajo and Zuni snowbound on mesas south of Gallup NM-	11
168.	1962 -- Feb 23-24, snow/ice storms, Midwest, Northeast; deaths in IL, IN, NY, OH, PA--	11
169.	1987 -- Mar 27-29, snowstorms and cold, especially Midwest and Plains	-- ≥11
170.	1935 -- Feb 23, winter storm, snow, sleet Northeast U.S., NY, NJ, PA	-- 10
171.	1964 -- Mar 09-10, snowstorm, ice, sleet, freezing rain, ME/1, MA/3, NY/≥6	-- ≥10
172.	1997 -- Oct 24-25, blizzard, CO	-- 10
173.	2007 -- Dec 15-16, Midwest and East Coast snow storm	-- ~10
174.	2021 -- Feb 10-11, winter snow/ice, road accidents/deaths, esp. Dallas-Ft. Worth TX--	10

**Some select other notable Winter Weather events with fewer than 10 deaths:**

1986 -- May 14-15, blizzard, Oregon Episcopal School mt. climbing group, Mt. Hood, OR--	9
1980 -- Jan 08-10 -- snowstorm, OR (6) and WA (3)	-- 9
1996 -- Nov 18-20, Pacific Northwest storm, rain, mudslides, ice, snow, OR, WA <sup>3192</sup>	-- 8
1979 -- Jan 09-10, ice storm, Portland, Multnomah County, OR	-- 5

<sup>3190</sup> Cross-listed under Maritime.

<sup>3191</sup> Cross-listed in Wind Storms. Even though these storms were in late October they were “winter-like” out of north Pacific with snow, cold temperatures, rain and high winds.

<sup>3192</sup> Not included is the Dec 1 death of three members of Appler family (wife/mother and two children) when their car was hit by a semi after they stopped at a mudslide near Elkton, Douglas County, on the Umpqua River.

## WINTER WEATHER -- CHRONOLOGICAL

85. 1609/10 -- hard winter, starvation, disease, attack, Jamestown Colony -- ~400
86. 1620/21 -- winter, disease, exposure, Plymouth Colony, MA -- ~ 50
87. 1778 -- Dec 26-27, blizzard, New England, esp. MA and RI, brig *Arnold*, sloop *Stark* -- ≥151
88. 1786 -- Dec 5, gale, sloop grounds, Lovell's Isl., Brig at Pt. Shirley, Boston Harbor, MA-- 18
89. 1798 -- Nov 17-21, New England Blizzard and Maritime Storm -- >200
90. 1802 -- Feb 22/23, winter storm, ships ground, esp. *Brutus*, exposure, Cape Cod, MA<sup>3193</sup>-- 14
91. 1804 -- Oct 9, "winter" Storm ("Hurricane"), New England, especially coast of MA<sup>3194</sup>--≥32
92. 1811 -- Dec 23-24, winter storm/blizzard, maritime losses, northern Long Island, NY<sup>3195</sup> ~20
93. 1839 -- Dec 15, "Great Storm of 1839," Massachusetts Bay, MA<sup>3196</sup> --64-90
94. 1846 -- Feb 14/15, winter Snow Storm, *John Minturn* & other boats wreck, NJ--50-60
95. 1847 -- Donner Party Tragedy, winter Storm, Snow Starvation, -- 43
96. 1871 -- Dec 03, winter Exposure, Immigrants Freeze, Saline County, NE -- 17
97. 1873 -- Jan 7-9, Blizzard, MN -- 70
98. 1873 -- Apr 13, "Easter Blizzard," NE -- <20
99. 1886 -- Nov 15-18, Great Lakes Region Storm -- 11
100. 1888 -- Jan 12, Blizzard and extreme cold, especially Dakota Territory, MN & NE --315-500
101. 1888 -- Mar 11-14, Mid-Atlantic/New England Nor'easter, esp. NY/MA/maritime --298-301
102. 1894 -- May 17-18, Great Lakes Storm, 23 Ships Founder (22 Maritime Deaths)<sup>3197</sup>  
-- 35
103. 1898 -- Nov. 26-27 "Portland Gale" Nor'easter & Maritime Disaster, Cape Cod<sup>3198</sup>  
-- 500
104. 1899 -- Jan 29-Feb 14, Arctic Cold, Snow, Blizzards, esp. east and south of Rockies  
-- 190
105. 1903 -- Dec 25-Jan 6, 1904, Blizzards, Snow, Wind, Arctic Cold, esp. MA & NY --76-78
106. 1909 -- Dec 25-26, winter storm, No. Atlantic States, especially NYC, CT, MA --20-26

---

<sup>3193</sup> Cross-listed under Maritime.

<sup>3194</sup> Cross-listed in Maritime in that the majority of lives lost, chronicled herein, were from maritime vessels.

<sup>3195</sup> Cross-listed under Maritime.

<sup>3196</sup> Cross-listed under Maritime.

<sup>3197</sup> Some would call this storm an "Alberta Clipper." Cross-listed under Maritime.

<sup>3198</sup> Cross-listed under Maritime



107. 1912 -- Jan 3-19 esp., cold waves/snow/blizzards, esp. IL/36, NY/31, OH/14, PA/31  
-- 228
108. 1913 -- Nov 8-10, Great Lakes storm, esp. Lake Huron, 12 crews lost<sup>3199</sup>--US 172-192 of 254-277
109. 1918 -- Jan 11-12, extreme cold, snow, blizzards, wind, esp. Plains, Midwest, South-- 43
110. 1922 -- Jan 28, roof collapse, snow weight, Knickerbocker Theater, Wash. DC<sup>3200</sup> -- 98
111. 1924 -- Dec 24-29, cold waves/winter weather-related deaths, esp. IL/12 and OH/9 -- 51
112. 1929 -- Jan 22, train hits Greyhound bus in snowstorm, Bellevue, OH<sup>3201</sup> -- 20

**WINTER WEATHER Events -- Deadliest American -- Chronological (continued):**

113. 1931 -- Nov 23, snowstorm, Navajo and Zuni snowbound on mesas south of Gallup NM-11
114. 1933 -- Feb 07-12, cold waves, winter storms, esp. Central & Upper Midwest --90-150
115. 1933 -- Dec 20-25, storms, dikes fail/slides/flooding, Pacific Northwest (OR/WA/ID)<sup>3202</sup> ~24
116. 1933 -- Dec 26-28, winter storm/coldwave, Pacific NW, Upper Mid-West, NE --102-145
117. 1935 -- Feb 23, winter storm, snow, sleet, Northeast, NY, NJ, PA -- 10
118. 1936 -- Jan 18-28, deep cold/snow/sleet/wind, Midwest - Atlantic, esp. OH, PA --211-263
119. 1940 -- Jan 01-7 snow and coldwave, SW-East and NE, esp. IN/10, OH/15, PA/15 -- 80
120. 1940 -- Jan 18-27, snow, coldwave, Midwest to East, Southeast, esp. LA/22, OH/19-- 208
121. 1940 -- Feb 14, winter Nor'easter, Mid-Atlantic states--New England, west to OH --56-69
122. 1940 -- Nov 11-12, Armistice Day storm, esp. IL/13, Lake MI/66, MN/49, WI/13--166-170
123. 1941 -- Mar 15, blizzard, extreme cold, ND/39, MN/32, WI/3, MT/1, OH/3 PA/3 NY/4--85
124. 1945 -- Nov 29-30, Nor'easter, NJ (5), NY (17), MA (5), NH (2), RI (4) --33-35
125. 1947 -- Feb 20-22 snowstorm, esp. East Coast, esp. NJ/13, PA/23, New Eng./12, DC--53-56
126. 1947 -- Dec 26-27, winter snow storm, New England/20, PA/2, NJ/31, NY/17 --70-77
127. 1948 -- Jan 01-02, winter ice, sleet and snow storms, Great Plains to New England --21-36
128. 1948 -- Jan 23-26, sleet, snowstorms and cold-wave, South to Ohio to Northeast --42-44
129. 1948 -- Nov 18-20, winter storm, near-blizzard/blizzard conditions, Pacific to Plains-- 15
130. 1949 -- Jan 02-05, blizzard and extreme cold, CO/7, NE/20, SD/1, WY/12 -- 40
131. 1950 -- Jan 13-14, snow/blizzard, deep cold, OR, WA, BC (2), esp. WA (8-9) --11-13
132. 1950 -- Oct 25-29, winter-like storms (wind/rain/snow), Northern CA, OR, WA<sup>3203</sup> -- 12
133. 1950 -- Nov 24-27, coldwave/snowstorms, esp. IN, KY, MI, NJ, NY, OH/PA/WV--288-383
134. 1951 -- Jan 27-Feb 8, cold waves, winter storms, ice, sleet, snow, nationwide --175-200
135. 1952 -- Jan 10-19, rain/snow storms/slides, Pacific Northwest and Southern CA --13-14
136. 1952 -- Nov 25-26, winter storm, esp. NE/9, IA/4, OK/4, CO/KS/MN/2, TX/SD/1 --31-38
137. 1953 -- Jan 09-11, winter storms/snow/ice/sleet, Northeast, especially New England --32-35
138. 1954 -- Mar 01-04, Ohio snow storms/winter weather, esp. Cleveland, OH --23-24
139. 1954 -- Dec 28-31, winter snow/ice storms and arctic cold, southwest to northeast --48-52

<sup>3199</sup> Cross-listed in winter Storms (though technically late fall, the storm itself was winter snow and wind storm).

<sup>3200</sup> Cross-listed in Structural Failures.

<sup>3201</sup> Cross-listed under Bus and Rail.

<sup>3202</sup> We have found cause of death reporting for 16 of 24 -- 7 drownings, 3 from falling trees, and 6 from slides.

<sup>3203</sup> Cross-listed in Wind Storms. Even though these storms were in late October they were "winter-like" out of north Pacific with snow, cold temperatures, rain and high winds.

- 140. 1955 -- Nov 28-29, lake-effect snow; Arctic cold; deaths in IL/2, NY/6, PA/4 -- 12
- 141. 1956 -- Feb 01-5, ice/snow/blizzard/cold, NM/3, TX/16-23, esp. north & central TX--19-26
- 142. 1956 -- Mar 16 & 18, snowstorms, 14 states, WV to OH, Northeast, New England --95-138
- 143. 1956 -- Dec 14-15, snow, sleet and ice storm, Northeast/New England, esp. NY --17-21
- 144. 1957 -- Jan 14-17, winter snowstorms, cold, especially Upper Midwest, Northeast --37-65
- 145. 1957 -- Dec 03-05, snowstorms, IN to Northeast, East Coast-New England, esp. PA (11)--32-33
- 146. 1958 -- Jan 07-8, winter storm/snow/sleet/ice/high wind, cold. Northeast, esp. CT/9 --33-35
- 147. 1958 -- Feb 06-19, coldwave/snowstorms, east half US, esp. NY/61, OH/34, PA/31--256-284
- 148. 1958 -- Mar 19-22 snowstorm, VA, MD, NJ, NY, New England, esp. SE PA (27) --49-55
- 149. 1959 -- Jan 03-07, winter weather (strong winds, bitter cold), East-Central NY -- 13
- 150. 1959 -- Jan 16-18, winter weather (snowstorm, gale winds), NY, esp. NW NY --11-12
- 151. 1959 -- Mar 04-06, snowstorms, esp. upper Midwest, esp. IA/19, IN/10-13, WI/11 --53-56
- 152. 1959 -- Mar 11-13, snowstorm/blizzard, NY, New England, esp. NY (22), ME (11) -- 46
- 153. 1959 -- Mar 14-15, midwest snowstorm, IA/6, IL/1, KS/2, MI/2, NE/1, OH/1 -- 13

**WINTER WEATHER Events--Deadliest American--Chronological (continued):**

- 154. 1960 -- Jan 15-18, Midwest to Northeast snowstorms, esp. KS, NE/10, WI/11, NY --36-41
- 155. 1960 -- Feb 12-15, snowstorms, Gulf to Atlantic Coast/Northeast, esp. NY/17, PA/15 --91-94
- 156. 1960 -- Feb 18-20, snowstorms, especially East Coast and Northeast, especially NY/15-- 39
- 157. 1960 -- Mar 2-5, snowstorms/cold, Midwest-Eastcoast, esp. Northeast, esp. NY/31--186-193
- 158. 1960 -- Dec 07-10, snow and ice storms, NM (5), OK (3), TX (9) -- 17
- 159. 1960 -- Dec 10-13 a.m., mid to north Eastcoast snowstorm/blizzard/coldwave --208-253
- 160. 1961 -- Jan 19-20, Nor'easter snowstorm, East Coast and Northeast, esp. PA (21) --60-69
- 161. 1961 -- Feb 02-06, snow storms/blizzards, esp. Northeast, Midwest, esp. NY/22 --131-136
- 162. 1962 -- Jan 07-14, cold-wave, snow and sleet, deaths in 29 States, esp. TX ( $\geq 30$ ) --153-212
- 163. 1962 -- Feb 07-12, heavy rain/flooding/mudslides/falling trees/slick roads, southern CA-- 26
- 164. 1962 -- Feb 23-24, snow/ice storms, Midwest, Northeast; deaths in IL, IN, NY, OH, PA -- 11
- 165. 1962 -- Mar 05-09, Ash Wednesday Nor'easter, esp. mid-Atlantic states, esp. NJ/29 -- 52
- 166. 1962 -- Dec 06-15, snowstorms/coldwave  $>26$  ~States east half US, esp. OH and MI --188-238
- 167. 1963 -- Jan 09-16/17, Arctic cold/snow/sleet/high winds/blizzards, much of US --81-92
- 168. 1963 -- Jan 18-30, cold-waves/snow/icing/high wind, esp. IN/OH/IL/NY/MI/PA/TX--315-352
- 169. 1964 -- Jan 12-14, snowstorm and coldwave, eastern US, esp. IN, OH, PA, NY --146-167
- 170. 1964 -- Mar 09-10, snowstorm, ice, sleet, freezing rain, ME/1, MA/3, NY/ $\geq 6$  --  $\geq 10$
- 171. 1965 -- Jan 15-19, blizzards/snow/cold, esp. IN & the East, esp. IN ~31, OH ~12 --68-70
- 172. 1965 -- Feb 22-25, winter weather/cold/snow/ice/glaze and wind, esp. MI/10 --48-51
- 173. 1966 -- Jan 26-Feb 02, winter storms/coldwave/nor easter/blizzards, esp. East --251-258
- 174. 1966 -- Mar 02-05, snowstorm/blizzard, esp. MN (7), NE (1), ND (5), SD (7-8) --20-21
- 175. 1966 -- Mar 22-24, Midwest blizzard/snowstorm, esp. NE (21), IA (6-7), MN (6-9) --41-46
- 176. 1967 -- Jan 26-27, Midwest blizzard/snow, IL/~60 esp. Chicago, IN/15 MI/22 --94-107
- 177. 1967 -- Dec 13-20, snowstorms, AZ NM TX ND SD UT, esp. Navajo Res. AZ/NM/UT --34-51
  
- 178. 1970 -- Jan 06-12, cold wave/snow/ice, esp. east of Rockies, esp. IN/13, SC, TN/15 --79-81
- 179. 1970 -- Jan-Feb, excessive rain & snow; drowning/traffic deaths, north / central CA -- 18
- 180. 1971 -- Jan 2-4, snowstorm/blizzards, Rockies to Great Lakes, esp. IA/31, NE/11, IL, WI --65-77
- 181. 1971 -- Feb 08-09, snowstorm/arctic cold, Midwest, East, New England, esp. OH -- 19

182. 1973 -- Feb 08-11 snowstorm, SE U.S., AL FL/1 GA/3 LA/1 MS NC/2 SC/12 TX VA-- 19  
 183. 1973 -- Apr 08-10, Midwest snowstorms/blizzards, IL/2, IA/16, MN/3, WI/20 --41-42  
 184. 1974 -- Nov 30-Dec 02, snowstorms, esp. SE MI/32, Northeast OH/12, West PA/11 -- 71  
 185. 1975 -- Jan 10-12, winter storm/blizzard, esp. IA/15 MN/35 NE/14 ND/12 SD/8 --89-90  
 186. 1977 -- Jan 26-Feb 01, winter storms/blizzards/coldwave, esp. west NY, IN, OH, MI-- 116  
 187. 1977 -- Dec 05-12, snowstorms, coldwave, wind, esp. upper Midwest and Northeast-- ≥114  
 188. 1978 -- Jan 25-27, Gulf /Arctic air mix; wind/cold/blizzards, esp. upper Midwest, OH --143-150  
 189. 1978 -- Feb 05-7, nor'easter/blizzard, Northeast, esp. CT, NJ, NY, MA/73, RI/>20-119-129  
 1979 -- Jan 09-10, ice storm, Portland, Multnomah County, OR -- 5  
 190. 1979 -- Feb 18-20, "Presidents' Day snowstorm, East Coast and New England -- 16  
 191. 1979 -- Oct 29-Nov 2, winter snow storm/blizzard, Midwest/Great Plains, esp. CO/6-- 13

**WINTER WEATHER Events--Deadliest American--Chronological (continued):**

- 1980 -- Jan 08-10, snowstorm, OR (6) and WA (3) -- 9  
 192. 1982 -- Jan 07-18, extreme cold waves, ice/snow storms, esp. South, NE, Midwest-244-314  
 193. 1982 -- Jan 30-Feb 5, snow & cold, esp. Midwest, esp. Greater Detroit/15 and IL/11 --47-69  
 194. 1982 -- Apr 05-08, snow/blizzards/wind/cold, Midwest to New England, esp. IL, OH--61-67  
 195. 1983 -- Feb 10-12, snow storm/blizzard, Mid-Atlantic, Southern New England --31-54  
 196. 1983 -- Dec 14-31, snow/extreme cold (eastern two-thirds US), sleet/ice (esp. South)-469-471  
 197. 1984 -- Jan 17-22, coldwave/snowstorms, especially West, Midwest, Northeast --63-65  
 198. 1984 -- Feb 04-05, snow, deep cold, wind, blizzard, esp. Upper Plains, esp. MN/16 --47-52  
 199. 1984 -- Feb 26-29, snowstorms, Mid-MS/OH Valleys NE to New Eng., esp. IL, NY, OH-- 65  
 200. 1984 -- Mar 07-10, severe cold/snow, especially Upper Midwest and Northeast --32-33  
 201. 1984 -- Mar 28- 30, nor'easter, wind/snow storms, Northeast, esp. NY/~16, PA/~11<sup>3204</sup> ~33  
 202. 1985 -- Jan 08-13, winter cold wave and snow storms, esp. PA/6; MA/5 and TX/5 -- 36  
 203. 1985 -- Jan 18-24 (esp. 19-21), winter cold wave/storms, esp. East and South --176-184  
 1986 -- May 14-15, blizzard, OR Episcopal School mt. climbing group, Mt. Hood, OR-- 9  
 204. 1987 -- Mar 27-29, snowstorms and cold, especially Midwest and Plains -- ≥11  
 205. 1989 -- Jan 31-Feb 09, arctic "Siberian Express" out of Alaska, two-thirds of US --76-91  
 206. 1989 -- Dec 2-3, heavy snow and traffic accidents, Michigan -- 16  
 207. 1989 -- Dec 8-26, cold wave and winter snow storms eastern two-thirds of U.S. -- ≥126

**WINTER WEATHER & Hypothermia -- Deadliest American -- Chronological (cont.):**

208. 1990 -- Feb 23 (evening)-24, snowstorm, cold front, wind, MI, IN, OH (blizzard) --22-23  
 209. 1991 -- Oct 28-Nov 1, Perfect Storm nor'easter, East Coast, *Andrea Gail* lost -- 13  
 210. 1992 -- Dec 10-13, East Coast nor'easter; snow/high waves/wind; esp. PA (9) -- ~23  
 211. 1993 -- Jan 05-Feb 28, winter storms, heavy rain and flooding, Southern CA<sup>3205</sup> -- 39  
 212. 1993 -- Mar 12-14, Gulf/East Coast late winter storm; esp. FL/51 PA/52 --247 (US) -- 318  
 213. 1993 -- Dec 24-30, coldwave/snow/sleet, MT to New Eng., south to OK and East -- 26

<sup>3204</sup> Given heavy snow, blizzard conditions in some locations and general description as nor'easter, placing in "winter storms" even though late March is in the Spring season.

<sup>3205</sup> Cross-listed in Floods. At least 31 were drowning deaths; 15 of immigrants seeking to enter U.S. from Mexico via the Tijuana River. Two deaths were in vehicular accidents on rain-slickened roads. Six others were generally described as weather-related. One or more of these could have been from drowning, perhaps involving a vehicle.

214. 1994 -- Jan 04-05, nor'easter, heavy snow, East Coast, esp. northeast, esp. PA (10) -- ~17  
 215. 1994 -- Jan 14-21, winter extreme cold and snow, Northeast, Midwest, South<sup>3206</sup> --78-110  
 216. 1996 -- Jan 06-09; blizzard/snow; Midwest/South/& esp. East Coast/Northeast --154-208  
 1996 -- Nov 18-20, Pacific Northwest storm, rain, mudslides, ice, snow, OR, WA<sup>3207</sup>-- 8  
 217. 1996 -- Dec 26-Jan 3 1997, storms, snow, heavy rain, snowmelt, flooding, CA/OR/WA--19  
 218. 1997 -- Jan 07-18, winter snow and cold, San Diego County Mountains, CA -- 14  
 219. 1997 -- Oct 24-25, blizzard, CO -- 10  
 220. 1998 -- Jan 08-10, ice storm, ME (8), NH (2), NY (10), VE (1)<sup>3208</sup> -- 21  
 221. 1999 -- Jan 1-5, winter storms/cold, esp. Midwest; most esp. greater Chicago, IL--89--~100

**Winter Weather Events – Chronological (continued):**

222. 2000 -- Dec 25-27, ice and snow storms, Southern Plains, especially OK and TX --58-59  
 223. 2002 -- Jan 28-Feb 1, ice/snow storms, Plains, Midwest, Northeast, esp. OK and MI-- 29  
 224. 2006 -- Nov 29 (late)-Dec 1, winter storms, especially the Midwest, also NY, PA --23-24  
 225. 2007 -- Jan 12-15, ice/winter storm, Plains, Midwest, Northeast., esp. SE OK -- 69  
 226. 2007 -- Feb 1-19, extreme cold/wind chill, Grundy, Kane & esp. Cook County, II -- 12  
 227. 2007 -- Nov 30-Dec 01, winter storms, especially the Midwest, also Northeast --16-19  
 228. 2007 -- Dec 01-04, winter storm (The Great Coastal Gale of 2007) Pacific NW -- 13  
 229. 2007 -- Dec 9-10, ice storm, especially Kansas (6) and Tulsa, OK --35-36  
 230. 2007 -- Dec 15-16, Midwest and East Coast snow storm -- ~10  
 231. 2007 -- Dec 22-23, winter storm, Midwest, MN/WI/WY (3 each); TX (2); KS (1) --12-19  
 232. 2009 -- Jan 26-29, ice and snow storm, esp. Central/Eastern U.S., esp. KY and AR -- 91  
 233. 2009 -- Dec 7-9, winter storm/blizzard, extreme cold, esp. Midwest to East Coast -- 24  
  
 234. 2010 -- Mar 13, nor'easter, heavy rain, strong wind, NJ, NY, CT, RI, WV -- 13  
 235. 2011 -- Jan 29-Feb 3, Groundhog Day Blizzard (storm), Central, East, Northeast -- 36  
 236. 2011 -- Oct 29, nor'easter snowstorm, Northeast -- CT, MA, NJ, NY, PA -- 36  
 237. 2012 -- Dec 25-27, winter storm, AL, AR, IN, KY, LA, OH, OK, NY, PA, TX, VA --16-17  
 238. 2013 -- Feb 08-09, winter Storm Nemo, northeast, esp., CT, ME, MA, NH, NJ, NY -- 18  
 239. 2013 -- Nov 22-25, winter Storm Boreas, traffic accidents, esp. CA, OK, TX -- 13  
 240. 2014 -- Jan 01-07, winter storms and polar vortex cold wave --44-45  
 241. 2014 -- Jan 28-29, winter storm snow/ice, traffic accidents, AL, GA, MS, NC, SC -- 14  
 242. 2014 -- Feb 11-16, winter Storm Pax,<sup>3209</sup> ice and snow storm, esp. East Coast --25-29  
 243. 2014 -- Nov 18-21, lake-effect snow, greater Buffalo area, NY --12-13  
 244. 2016 -- Jan 20-23, ice & snowstorm Jonas, East Coast; esp. NY/10 PA/10 VA/12 --60-61  
 245. 2016 -- Dec 15-17, winter weather Decima, ice, road accidents, Midwest/Northeast --15-18  
 246. 2017 -- Dec 26-Jan 6, 2018, bitter cold (exposure), ice/snow (vehicular), much of US --39-40  
 247. 2018 -- Jan 17, winter storm, snow, deep cold, deaths in GA LA NC TN TX VA WV-- 15  
 248. 2019 -- Jan 10-13, winter storm Gia, IL/2, IN/1, KS/3, MO/3, VA/3, WV/1 -- 13

<sup>3206</sup> There were *Associated Press* reports dated Jan 21 and 22 noting, depending on the report, 113, over 130, and 142 weather-related deaths, but we have not been able to verify this reporting.

<sup>3207</sup> Not included is the Dec 1 death of three members of Appler family (wife/mother and two children) when their car was hit by a semi after they stopped at a mudslide near Elkton, Douglas County, on the Umpqua River.

<sup>3208</sup> Deaths include eight from CO poisoning, two falls, one heart attack, four hypothermia, one from roof collapse, two tree/branch falls, two vehicular, and one fire from a woodstove after power was lost.

<sup>3209</sup> The name "Pax" came from *The Weather Channel*.

- 249. 2019 -- Jan 28-Feb 2, polar cold/snow/ice, esp. upper Mid-West, esp. IL/8, IA/NY/5 --30-31
- 250. 2019 -- Dec 15-16, winter storm and vehicular crashes on icy roads, IN, KS, MO, NE-- 12
  
- 251. 2021 -- Feb 10-11, winter snow/ice, road accidents/deaths, esp. Dallas-Ft. Worth, TX-- 10
- 252. 2021 -- Feb 13-19, winter storms and cold wave, much of U.S, especially TX/123 -- $\geq$ 175
- 253. 2022 -- Dec 19-26, snowstorms/cold, deaths in 20 States and Canada, esp. NW NY (42)--102
- 254. 2023 -- Mar 02-03, late winter storms, AL (3), AK (1), CA (1), KY (5), MS (1), TN (2)--14
- 255. 2023 -- Jan 01-14, winter weather, storms, heavy rain, levees breach, trees down, CA-- 19
  
- 256. 2024 -- Jan 12-21, winter storms/cold, esp. TN/36, OR/16, MS/12, IL/7 --91-101

## BLIZZARDS -- Subset of winter Storms -- By Mortality

1. 1888 -- Jan 12, Blizzard and extreme cold, especially Dakota Territory, MN & NE --315-500
2. 1950 -- Nov 24-27, "Storm of the Century," esp. IN, KY, MI, NJ, NY, OH, PA, WV-353-383
3. 1993 -- Mar 12-13, East Seaboard Storm/Blizzard, "Superstorm of 1993" --270-318
4. 1888 -- Mar 11-14, Mid-Atlantic/New England Nor'easter, esp. NY/MA/maritime --298-301
5. 1913 -- Nov 07-10, Great Lakes Blizzard "The Big Blow," 12 U.S. ships lost --200-300
6. 1960 -- Dec 10-12, Mid to North Eastcoast snowstorm/blizzard/coldwave --108-268
7. 1798 -- Nov 17-21, New England blizzard and maritime storm -- >200
8. 1940 -- Nov 11-12, Armistice Day storm, esp. IL/13, Lake MI/66, MN/49, WI/13 --166-170
9. 1996 -- Jan 6-8, Blizzard of '96, East Coast and Northeast -- 154
10. 1978 -- Jan 25-27, Gulf / Arctic air mix; wind/cold/blizzards, esp. upper Midwest, OH--143-150
  
11. 1978 -- Feb 5-7, Nor'easter/blizzard, Northeast, esp. CT, NJ, NY, MA/73, RI $\geq$ 20 --119-129
12. 1778 -- Dec 26-27, PA and New England blizzard ("Hessian Storm"), especially RI -- 125
13. 1967 -- Jan 26-27, Great Midwest Blizzard, IL, IN, MI especially Chicago, IL --100-111
14. 1922 -- Jan 27-28, Knickerbocker Blizzard, theater collapse, Mid-Atlantic Reg. --98-108
15. 1999 -- Jan 1-4, Midwest blizzard/freeze, especially greater Chicago vic., IL --73~100
16. 1975 -- Jan 10-12, winter storm/blizzard, esp. IA/15 MN/35 NE/14 ND/12 SD/8 --89-90
17. 1941 -- Mar 15, blizzard, extreme cold, ND/39, MN/32, WI/3, MT/1, OH/3, PA/3, NY/4-- 85
18. 1873 -- Jan 7-9, blizzard, MN -- 70
19. 1961 -- Jan 19-20, Nor'easter snowstorm, East Coast and Northeast, esp. PA (21)<sup>3210</sup> --60-69
20. 1982 -- Apr 5-8, snow/blizzards/wind/cold, Midwest to New England, esp. IL, OH<sup>3211</sup> --61-67
21. 1983 -- Feb 10-12, snow storm/blizzard, Mid-Atlantic, Southern New England --31-54
22. 1984 -- Feb 4-5, snow, deep cold, wind, blizzard, esp. Upper Plains, esp. MN (16)<sup>3212</sup> --47-52
23. 1977 -- Jan 27-Jan 31, winter storm/blizzard, esp. NE OH, Buffalo & NW NY --34-49
24. 1966 -- Mar 22-24, Midwest blizzard/snowstorm, esp. NE (21), IA (6-7), MN (6-9) --41-46
25. 1949 -- Jan 2-5, blizzard and extreme cold, CO/7, NE/20, SD/1, WY/12 -- 40
26. 1971 -- Jan 4, blizzard, KS, WI, and especially IA -- 27
27. 1956 -- Feb 01-5, ice/snow/blizzard/cold, NM/3, TX/16-23, esp. north & central TX --19-26
28. 1966 -- Mar 02-05, snowstorm/blizzard, esp. MN (7), NE (1), ND (5), SD (7-8) --20-21
29. 1811 -- Dec 23-24, winter storm/blizzard, maritime losses, northern Long Island, NY<sup>3213</sup> ~20
30. 1873 -- Apr 13, "Easter Blizzard," NE -- <20
31. 1990 -- Feb 24, blizzard, OH -- 12
32. 1997 -- Oct 24-25, blizzard, Colorado -- 10
  
- 1986 -- May 14-15, blizzard, Oregon Episcopal School mt. climbing group, Mt. Hood, OR--9

<sup>3210</sup> Not a blizzard in all 13 States plus DC where deaths occurred, but was a blizzard or "blizzard-like" in several.

<sup>3211</sup> Not all of these deaths were due to blizzard conditions.

<sup>3212</sup> The 16 MN deaths were all attributable to the blizzard; many, but not all, of the deaths elsewhere were as well.

<sup>3213</sup> Cross-listed under Maritime.

**BLIZZARDS** -- Subset of **winter Storms** -- **Chronological**

1. 1778 -- Dec 26-27, PA and New England blizzard (“Hessian Storm”), especially RI -- 125
2. 1798 -- Nov 17-21, New England blizzard and maritime storm -- >200
  
3. 1811 -- Dec 23-24, winter storm/blizzard, maritime losses, northern Long Island, NY<sup>3214</sup> ~20
4. 1873 -- Jan 07-09, blizzard, MN -- 70
5. 1873 -- Apr 13, “Easter Blizzard,” NE -- <20
  
6. 1888 -- Jan 12, blizzard and extreme cold, especially Dakota Territory, MN & NE --315-500
7. 1888 -- Mar 11-14, mid-Atlantic/New England nor’easter, esp. NY/MA/maritime --298-301
  
8. 1913 -- Nov 7-10, Great Lakes Blizzard “The Big Blow,” 12 U.S. ships lost --200-300
  
9. 1922 -- Jan 27-28, Knickerbocker Blizzard, Theater Collapse, Mid-Atlantic Reg. --98-108
  
10. 1940 -- Nov 11-12, Armistice Day blizzard, esp. IL/13, Lake MI/66, MN/49, WI/13 -166-170
11. 1941 -- Mar 15, blizzard, extreme cold, ND/39, MN/32, WI/3, MT/1, OH/3, PA/3, NY/4-- 85
12. 1949 -- Jan 2-5, blizzard and extreme cold, CO/7, NE/20, SD/1, WY/12 -- 40
  
13. 1950 -- Nov 24-27, “Storm of the Century,” esp. IN, KY, MI, NJ, NY, OH, PA, WV-353-383
14. 1956 -- Feb 01-5, ice/snow/blizzard/cold, NM/3, TX/16-23, esp. north & central TX --19-26
  
15. 1960 -- Dec 10-12, mid to north Eastcoast snowstorm/blizzard/coldwave --108-268
16. 1961 -- Jan 19-20, Nor’easter snowstorm, East Coast and Northeast, esp. PA (21)<sup>3215</sup> --60-69
17. 1966 -- Mar 02-05, snowstorm/blizzard, esp. MN (7), NE (1), ND (5), SD (7-8) --20-21
18. 1966 -- Mar 22-24, Midwest blizzard/snowstorm, esp. NE (21), IA (6-7), MN (6-9) --41-46
19. 1967 -- Jan 26-27, Great Midwest Blizzard, IL, IN, MI especially Chicago, IL --100-111
  
20. 1971 -- Jan 04, blizzard, KS, WI, and especially IA -- 27
21. 1975 -- Jan 10-12, winter storm/blizzard, esp. IA/15 MN/35 NE/14 ND/12 SD/8 --89-90
22. 1977 -- Jan 27-Jan 31, winter storm/blizzard, esp. NE OH, Buffalo & NW NY --34-49
23. 1978 -- Jan 25-27, Gulf / Arctic air mix; wind/cold/blizzards, esp. upper Midwest, OH--143-150
24. 1978 -- Feb 05-7, nor’easter/blizzard, Northeast, esp. CT, NJ, NY, MA/73, RI/≥20 --119-129
  
25. 1982 -- Apr 05-08, snow/blizzards/wind/cold, Midwest to New England, esp. IL, OH --61-67
26. 1983 -- Feb 10-12, snow storm/blizzard, Mid-Atlantic, Southern New England --31-54
27. 1984 -- Feb 04-5, snow, deep cold, wind, blizzard, esp. Upper Plains, esp. MN (16)<sup>3216</sup>-47-52  
1986 -- May 14-15, blizzard, OR Episcopal School mt. climbing group, Mt. Hood, OR-- 9
  
28. 1990 -- Feb 24, blizzard, OH -- 12
29. 1993 -- Mar 12-13, East Seaboard storm/blizzard, “Superstorm of 1993” --270-318

---

<sup>3214</sup> Cross-listed under Maritime.

<sup>3215</sup> Not a blizzard in all 13 States plus DC where deaths occurred, but was a blizzard or “blizzard-like” in several.

<sup>3216</sup> The 16 MN deaths were all attributable to the blizzard; many, but not all, of the deaths elsewhere were as well.

- 30. 1996 -- Jan 06-09, blizzard/snow; Midwest/South/& esp. East Coast/Northeast --154-208
- 31. 1997 -- Oct 24-25, blizzard, Colorado -- 10
- 32. 1999 -- Jan 01-04, Midwest blizzard/freeze, especially greater Chicago vic., IL --73~100



**Nor'easters Subset of winter Storms -- -- Deadliest American**

1. 1950 -- Nov 24-27, Eastern U.S. "Great Appalachian Storm" Nor'easter -- 383
2. 1888 -- Mar 11-14, Mid-Atlantic/New England Nor'easter, esp. NY/MA/maritime --298-301
3. 1978 -- Feb 5-7, Nor'easter/blizzard, Northeast, esp. CT, NJ, NY, MA/73, RI/ $\geq$ 20 --119-129
4. 1962 -- Mar 5-9, "Ash Wednesday" Nor'easter, Mid Atlantic States -- 40
5. 1945 -- Nov 29-30, New Jersey, New York and New England Nor'easter --26-38
6. 2011 -- Oct 29, Nor'easter Snowstorm, Northeast -- CT, MA, NJ, NY, MA, PA -- 36
7. 1984 -- Mar 28- 30, Nor'easter, wind/snow storms, Northeast, esp. NY/~16, PA/~11<sup>3217</sup>--~33
8. 1992 -- Dec 10-13, East Coast Nor'easter, snow & high waves/wind; esp. PA (9) -- ~23
9. 2013 -- Feb 08-09, winter storm Nemo, northeast, esp., CT, ME, MA, NH, NJ, NY -- 18
10. 1991 -- Oct 28-Nov 01, Perfect Storm Nor'easter, East Coast, *Andrea Gail* lost -- 13

---

<sup>3217</sup> Given heavy snow, blizzard conditions in some locations and general description as nor'easter, placing in "winter storms" even though late March is in the Spring season.

### **Wood Alcohol Poisoning -- By Mortality**

1. 1919 -- Dec 25-30, wood alcohol poisoning, esp. Chicopee MA, Hartford CT, NJ/IL/PA-128-136
  2. 1926 -- July 22-Aug 02, wood alcohol poisonings, Buffalo, NY and vicinity -- 45
  3. 1951 -- Oct 21-25, wood alcohol (methanol) poisoning, Atlanta (also Winder), GA -- 41
  4. 1958 -- Feb 22-Mar 04, bootleg wood alcohol poisonings, mostly Spanish Harlem, NYC-- 27
  5. 1905 -- wood alcohol poisonings, NYC, NY -- >25
  6. 1922 -- Jan 20-Feb 17, wood alcohol poisoning, Hoboken and Ridgefield Park NJ -- 16
  7. 1921 -- Dec 24-Jan 3, wood alcohol poisoning, NYC (10) and Pittsburg, PA (4) -- 14
  8. 1919 -- Nov 22-Dec 05, wood alcohol poisoning, New York City, NY --11-12
  9. 1922 -- Jan 07-11, wood alcohol poisoning, NJ, especially Hoboken, NJ -- 11
  10. 1922 -- Sep 05-11, wood alcohol poisoning, NYC, NY -- 11
- 1919 -- Aug 03-09, wood alcohol poisoning, Hannah, ND -- 5  
1914 -- Feb 25~, wood alcohol poisoning, Italian wedding party, NYC, NY -- 3

### **Wood Alcohol Poisoning -- Chronological**

1. 1905 -- wood alcohol poisoning, NYC, NY -- >25  
1914 -- Feb 25~, wood alcohol poisoning, Italian wedding party, NYC, NY -- 3  
1919 -- Aug 03-09, wood alcohol poisoning, Hannah, ND -- 5
2. 1919 -- Nov 22-Dec 5, wood alcohol poisoning, New York City, NY --11-12
3. 1919 -- Dec 25-30, wood alcohol poisoning, esp. Chicopee MA, Hartford CT, NJ/IL/PA -128-136
4. 1921 -- Dec 24-Jan 03, wood alcohol poisoning, NYC (10) and Pittsburg, PA (4) -- 14
5. 1922 -- Jan 07-11, wood alcohol poisoning, NJ, especially Hoboken, NJ -- 11
6. 1922 -- Jan 20-Feb 17, wood alcohol poisoning, Hoboken and Ridgefield Park, NJ -- 16
7. 1922 -- Sep 05-11, wood alcohol poisoning, NYC, NY -- 11
8. 1926 -- July 22-Aug 2, wood alcohol poisonings, Buffalo, NY and vicinity -- 45
9. 1951 -- Oct 21-25, wood alcohol (methanol) poisoning, Atlanta (also Winder), GA -- 41
10. 1958 -- Feb 22-Mar 04, bootleg wood alcohol poisonings, mostly Spanish Harlem, NYC-- 27